

CTEH - ER

Sample Delivery Group: L1853789
Samples Received: 05/01/2025
Project Number: PROJ-054017
Description: Bishop Loss of Containment Incident

Report To: CTEH
5120 North Shore Drive
North Little Rock, AR 72118

Entire Report Reviewed By:



Jared Starkey
Project Manager

Results relate only to the items tested or calibrated and are reported as rounded values. This test report shall not be reproduced, except in full, without written approval of the laboratory. Where applicable, sampling conducted by Pace Analytical National is performed per guidance provided in laboratory standard operating procedures ENV-SOP-MTJL-0067 and ENV-SOP-MTJL-0068. Where sampling conducted by the customer, results relate to the accuracy of the information provided, and as the samples are received.

Pace Analytical National

12065 Lebanon Rd Mount Juliet, TN 37122 615-758-5858 800-767-5859 mydata.pacelabs.com

TABLE OF CONTENTS

Cp: Cover Page	1
Tc: Table of Contents	2
Ss: Sample Summary	3
Cn: Case Narrative	4
Sr: Sample Results	6
GACO0430T062S001 L1853789-01	6
Qc: Quality Control Summary	9
Total Solids by Method 2540 G-2011	9
Wet Chemistry by Method 350.1	10
Wet Chemistry by Method 4500NOrg D-2021	11
Wet Chemistry by Method 9056A	13
Wet Chemistry by Method WALKLEY-BLACK	14
Metals (ICP) by Method 6010D	15
Volatile Organic Compounds (GC/MS) by Method 8260D	17
Semi Volatile Organic Compounds (GC/MS) by Method 8270E	21
Gl: Glossary of Terms	26
Al: Accreditations & Locations	28
Sc: Sample Chain of Custody	29

¹ Cp
² Tc
³ Ss
⁴ Cn
⁵ Sr
⁶ Qc
⁷ Gl
⁸ Al
⁹ Sc

SAMPLE SUMMARY

GACO0430T062S001 L1853789-01 Solid

Collected by

Collected date/time

Received date/time

04/30/25 09:18

05/01/25 13:00

Method	Batch	Dilution	Preparation date/time	Analysis date/time	Analyst	Location
Calculated Results	WG2504784	1	05/01/25 17:33	05/02/25 15:30	AEC	Mt. Juliet, TN
Total Solids by Method 2540 G-2011	WG2504575	1	05/01/25 14:25	05/01/25 14:43	KDW	Mt. Juliet, TN
Wet Chemistry by Method 350.1	WG2504846	1	05/01/25 21:07	05/02/25 00:35	RTW	Mt. Juliet, TN
Wet Chemistry by Method 4500NOrg D-2021	WG2504844	10	05/01/25 20:57	05/02/25 15:30	AEC	Mt. Juliet, TN
Wet Chemistry by Method 9056A	WG2504784	5	05/01/25 17:33	05/01/25 23:27	MDM	Mt. Juliet, TN
Wet Chemistry by Method WALKLEY-BLACK	WG2504842	5	05/01/25 17:43	05/02/25 17:13	ARV	Mt. Juliet, TN
Metals (ICP) by Method 6010D	WG2504889	1	05/01/25 18:32	05/01/25 23:06	BAG	Mt. Juliet, TN
Volatile Organic Compounds (GC/MS) by Method 8260D	WG2504770	1	05/01/25 15:38	05/01/25 19:13	DWR	Mt. Juliet, TN
Semi Volatile Organic Compounds (GC/MS) by Method 8270E	WG2504788	2	05/01/25 16:48	05/01/25 23:05	NWH	Mt. Juliet, TN

¹Cp

²Tc

³Ss

⁴Cn

⁵Sr

⁶Qc

⁷Gl

⁸Al

⁹Sc

CASE NARRATIVE

Unless qualified or notated within the narrative below, all sample aliquots were received at the correct temperature, in the proper containers, with the appropriate preservatives, and within method specified holding times. Where applicable, all MDL (LOD) and RDL (LOQ) values reported for environmental samples have been corrected for the dilution factor used in the analysis. All Method and Batch Quality Control are within established criteria except where addressed in this case narrative, a non-conformance form or properly qualified within the sample results. By my digital signature below, I affirm to the best of my knowledge, all problems/anomalies observed by the laboratory as having the potential to affect the quality of the data have been identified by the laboratory, and no information or data have been knowingly withheld that would affect the quality of the data.



Jared Starkey
Project Manager

Wet Chemistry by Method 4500NOrg D-2021

The sample concentration is too high to evaluate accurate spike recoveries.

Batch	Lab Sample ID	Analytes
WG2504844	(MS) R4209110-5, (MSD) R4209110-6	Kjeldahl Nitrogen, TKN

Metals (ICP) by Method 6010D

The sample matrix interfered with the ability to make any accurate determination; spike value is high.

Batch	Lab Sample ID	Analytes
WG2504889	(MS) R4208624-5, (MSD) R4208624-6, L1853789-01	Aluminum, Magnesium and Potassium

The sample matrix interfered with the ability to make any accurate determination; spike value is low.

Batch	Lab Sample ID	Analytes
WG2504889	(MS) R4208624-5, (MSD) R4208624-6, L1853789-01	Antimony and Manganese

The sample concentration is too high to evaluate accurate spike recoveries.

Batch	Lab Sample ID	Analytes
WG2504889	(MS) R4208624-5, (MSD) R4208624-6, L1853789-01	Calcium and Iron

The associated batch QC was outside the established quality control range for precision.

Batch	Lab Sample ID	Analytes
WG2504889	(MSD) R4208624-6, L1853789-01	Aluminum, Calcium and Potassium

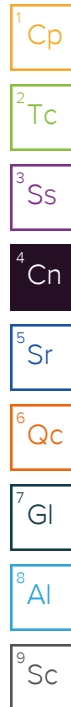
The analyte failed the method required serial dilution test and/or subsequent post-spike criteria. These failures indicate matrix interference.

Batch	Lab Sample ID	Analytes
WG2504889	L1853789-01	Calcium

Volatile Organic Compounds (GC/MS) by Method 8260D

The reported concentration is an estimate. The continuing calibration standard associated with this data responded low. Method sensitivity check is acceptable.

Batch	Lab Sample ID	Analytes
WG2504770	L1853789-01	4-Methyl-2-pentanone (MIBK), Acrylonitrile and Chloromethane



CASE NARRATIVE

Volatile Organic Compounds (GC/MS) by Method 8260D

The associated batch QC was above the established quality control range for accuracy.

Batch	Lab Sample ID	Analytes
WG2504770	(LCS) R4208662-1, L1853789-01	Chloroform

Semi Volatile Organic Compounds (GC/MS) by Method 8270E

The reported concentration is an estimate. The continuing calibration standard associated with this data responded low. Method sensitivity check is acceptable.

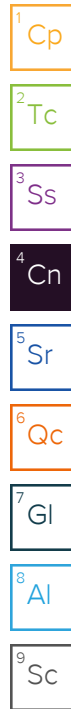
Batch	Lab Sample ID	Analytes
WG2504788	L1853789-01	2,4-Dimethylphenol and Hexachlorocyclopentadiene

The initial calibration verification standard (SSCV) associated with this data responded high.

Batch	Lab Sample ID	Analytes
WG2504788	L1853789-01	Benzidine

The sample matrix interfered with the ability to make any accurate determination; spike value is low.

Batch	Lab Sample ID	Analytes
WG2504788	(MS) R4208587-3, (MSD) R4208587-4	Hexachlorocyclopentadiene



Calculated Results

	Result (dry)	Qualifier	MDL (dry)	RDL (dry)	Dilution	Analysis	Batch
Analyte	ug/kg		ug/kg	ug/kg		date / time	
Total Nitrogen	1050000		3510	116000	1	05/02/2025 15:30	WG2504784

Total Solids by Method 2540 G-2011

	Result	Qualifier	Dilution	Analysis	Batch
Analyte	%			date / time	
Total Solids	86.3		1	05/01/2025 14:43	WG2504575

Wet Chemistry by Method 350.1

	Result (dry)	Qualifier	MDL (dry)	RDL (dry)	Dilution	Analysis	Batch
Analyte	ug/kg		ug/kg	ug/kg		date / time	
Ammonia Nitrogen	U		8330	11600	1	05/02/2025 00:35	WG2504846

Wet Chemistry by Method 4500NOrg D-2021

	Result (dry)	Qualifier	MDL (dry)	RDL (dry)	Dilution	Analysis	Batch
Analyte	ug/kg		ug/kg	ug/kg		date / time	
Kjeldahl Nitrogen, TKN	936000		176000	232000	10	05/02/2025 15:30	WG2504844

Wet Chemistry by Method 9056A

	Result (dry)	Qualifier	MDL (dry)	RDL (dry)	Dilution	Analysis	Batch
Analyte	ug/kg		ug/kg	ug/kg		date / time	
Nitrate-Nitrite	118000		3510	116000	5	05/01/2025 23:27	WG2504784

Wet Chemistry by Method WALKLEY-BLACK

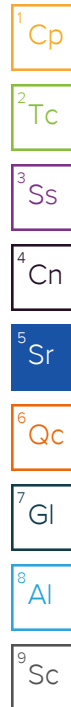
	Result	Qualifier	MDL	RDL	Dilution	Analysis	Batch
Analyte	ug/kg		ug/kg	ug/kg		date / time	
TOC By Walkley Black	12500000		128000	500000	5	05/02/2025 17:13	WG2504842

Metals (ICP) by Method 6010D

	Result (dry)	Qualifier	MDL (dry)	RDL (dry)	Dilution	Analysis	Batch
Analyte	ug/kg		ug/kg	ug/kg		date / time	
Aluminum	3510000	J3 J5	7050	23200	1	05/01/2025 23:06	WG2504889
Antimony	U	J6	801	2320	1	05/01/2025 23:06	WG2504889
Beryllium	466		55.3	232	1	05/01/2025 23:06	WG2504889
Calcium	14600000	J3 O1 V	22000	116000	1	05/01/2025 23:06	WG2504889
Cobalt	4410		205	1160	1	05/01/2025 23:06	WG2504889
Iron	6690000	V	2600	11600	1	05/01/2025 23:06	WG2504889
Magnesium	2210000	J5	23100	116000	1	05/01/2025 23:06	WG2504889
Manganese	233000	J6	200	1160	1	05/01/2025 23:06	WG2504889
Potassium	1250000	J3 J5	24200	116000	1	05/01/2025 23:06	WG2504889
Sodium	143000		47700	116000	1	05/01/2025 23:06	WG2504889
Thallium	U		600	2320	1	05/01/2025 23:06	WG2504889
Vanadium	12200		444	2320	1	05/01/2025 23:06	WG2504889

Volatile Organic Compounds (GC/MS) by Method 8260D

	Result (dry)	Qualifier	MDL (dry)	RDL (dry)	Dilution	Analysis	Batch
Analyte	ug/kg		ug/kg	ug/kg		date / time	
Acetone	U		48.1	65.9	1	05/01/2025 19:13	WG2504770
Acrylonitrile	U	C3	4.76	16.5	1	05/01/2025 19:13	WG2504770
Bromobenzene	U		1.19	16.5	1	05/01/2025 19:13	WG2504770
Bromodichloromethane	U		0.956	3.30	1	05/01/2025 19:13	WG2504770
Bromoform	U		1.54	33.0	1	05/01/2025 19:13	WG2504770
Bromomethane	U		2.60	16.5	1	05/01/2025 19:13	WG2504770



GACO0430T062S001

SAMPLE RESULTS - 01

Collected date/time: 04/30/25 09:18

L1853789

Volatile Organic Compounds (GC/MS) by Method 8260D

Analyte	Result (dry) ug/kg	Qualifier	MDL (dry) ug/kg	RDL (dry) ug/kg	Dilution	Analysis date / time	Batch
n-Butylbenzene	U		6.92	16.5	1	05/01/2025 19:13	WG2504770
sec-Butylbenzene	U		3.80	16.5	1	05/01/2025 19:13	WG2504770
tert-Butylbenzene	U		2.57	6.59	1	05/01/2025 19:13	WG2504770
Carbon tetrachloride	U		1.18	6.59	1	05/01/2025 19:13	WG2504770
Chlorobenzene	U		0.277	3.30	1	05/01/2025 19:13	WG2504770
Chlorodibromomethane	U		0.807	3.30	1	05/01/2025 19:13	WG2504770
Chloroethane	U		2.24	6.59	1	05/01/2025 19:13	WG2504770
Chloroform	U	J4	1.36	3.30	1	05/01/2025 19:13	WG2504770
Chloromethane	U	C3	5.73	16.5	1	05/01/2025 19:13	WG2504770
2-Chlorotoluene	U		1.14	3.30	1	05/01/2025 19:13	WG2504770
4-Chlorotoluene	U		0.593	6.59	1	05/01/2025 19:13	WG2504770
1,2-Dibromo-3-Chloropropane	U		5.14	33.0	1	05/01/2025 19:13	WG2504770
1,2-Dibromoethane	U		0.854	3.30	1	05/01/2025 19:13	WG2504770
Dibromomethane	U		0.989	6.59	1	05/01/2025 19:13	WG2504770
1,2-Dichlorobenzene	U		0.560	6.59	1	05/01/2025 19:13	WG2504770
1,3-Dichlorobenzene	U		0.791	6.59	1	05/01/2025 19:13	WG2504770
1,4-Dichlorobenzene	U		0.923	6.59	1	05/01/2025 19:13	WG2504770
Dichlorodifluoromethane	U		2.12	6.59	1	05/01/2025 19:13	WG2504770
1,1-Dichloroethane	U		0.647	3.30	1	05/01/2025 19:13	WG2504770
1,2-Dichloroethane	U		0.856	3.30	1	05/01/2025 19:13	WG2504770
1,1-Dichloroethene	U		0.799	3.30	1	05/01/2025 19:13	WG2504770
cis-1,2-Dichloroethene	U		0.968	3.30	1	05/01/2025 19:13	WG2504770
trans-1,2-Dichloroethene	U		1.37	6.59	1	05/01/2025 19:13	WG2504770
1,2-Dichloropropane	U		1.87	6.59	1	05/01/2025 19:13	WG2504770
1,1-Dichloropropene	U		1.07	3.30	1	05/01/2025 19:13	WG2504770
1,3-Dichloropropane	U		0.660	6.59	1	05/01/2025 19:13	WG2504770
cis-1,3-Dichloropropene	U		0.998	3.30	1	05/01/2025 19:13	WG2504770
trans-1,3-Dichloropropene	U		1.50	6.59	1	05/01/2025 19:13	WG2504770
2,2-Dichloropropane	U		1.82	3.30	1	05/01/2025 19:13	WG2504770
Di-isopropyl ether	U		0.540	1.32	1	05/01/2025 19:13	WG2504770
Hexachloro-1,3-butadiene	U		7.91	33.0	1	05/01/2025 19:13	WG2504770
Isopropylbenzene	U		0.560	3.30	1	05/01/2025 19:13	WG2504770
p-Isopropyltoluene	U		3.36	6.59	1	05/01/2025 19:13	WG2504770
2-Butanone (MEK)	U		83.7	132	1	05/01/2025 19:13	WG2504770
Methylene Chloride	U		8.75	33.0	1	05/01/2025 19:13	WG2504770
4-Methyl-2-pentanone (MIBK)	U	C3	3.01	33.0	1	05/01/2025 19:13	WG2504770
Methyl tert-butyl ether	U		0.461	1.32	1	05/01/2025 19:13	WG2504770
n-Propylbenzene	U		1.25	6.59	1	05/01/2025 19:13	WG2504770
Styrene	U		0.302	16.5	1	05/01/2025 19:13	WG2504770
1,1,1,2-Tetrachloroethane	U		1.25	3.30	1	05/01/2025 19:13	WG2504770
1,1,2,2-Tetrachloroethane	U		0.916	3.30	1	05/01/2025 19:13	WG2504770
1,1,2-Trichlorotrifluoroethane	U		0.994	3.30	1	05/01/2025 19:13	WG2504770
Tetrachloroethene	U		1.18	3.30	1	05/01/2025 19:13	WG2504770
1,2,3-Trichlorobenzene	U		9.66	16.5	1	05/01/2025 19:13	WG2504770
1,2,4-Trichlorobenzene	U		5.80	16.5	1	05/01/2025 19:13	WG2504770
1,1,1-Trichloroethane	U		1.22	3.30	1	05/01/2025 19:13	WG2504770
1,1,2-Trichloroethane	U		0.787	3.30	1	05/01/2025 19:13	WG2504770
Trichloroethene	U		0.770	1.32	1	05/01/2025 19:13	WG2504770
Trichlorofluoromethane	U		1.09	3.30	1	05/01/2025 19:13	WG2504770
1,2,3-Trichloropropane	U		2.14	16.5	1	05/01/2025 19:13	WG2504770
1,2,3-Trimethylbenzene	U		2.08	6.59	1	05/01/2025 19:13	WG2504770
Vinyl chloride	U		1.53	3.30	1	05/01/2025 19:13	WG2504770
(S) Toluene-d8	98.8			75.0-131		05/01/2025 19:13	WG2504770
(S) 4-Bromofluorobenzene	98.6			67.0-138		05/01/2025 19:13	WG2504770
(S) 1,2-Dichloroethane-d4	116			70.0-130		05/01/2025 19:13	WG2504770

1Cp

2Tc

3Ss

4Cn

5Sr

6Qc

7Gl

8Al

9Sc

Semi Volatile Organic Compounds (GC/MS) by Method 8270E

Analyte	Result (dry) ug/kg	Qualifier	MDL (dry) ug/kg	RDL (dry) ug/kg	Dilution	Analysis date / time	Batch
Acenaphthylene	U		10.9	77.2	2	05/01/2025 23:05	WG2504788
Benzidine	U	C7	145	3870	2	05/01/2025 23:05	WG2504788
Benzo(g,h,i)perylene	U		14.1	77.2	2	05/01/2025 23:05	WG2504788
Bis(2-chlorethoxy)methane	U		23.2	772	2	05/01/2025 23:05	WG2504788
Bis(2-chloroethyl)ether	U		25.5	772	2	05/01/2025 23:05	WG2504788
2,2-Oxybis(1-Chloropropane)	U		33.4	772	2	05/01/2025 23:05	WG2504788
4-Bromophenyl-phenylether	U		27.1	772	2	05/01/2025 23:05	WG2504788
2-Chloronaphthalene	U		13.6	77.2	2	05/01/2025 23:05	WG2504788
4-Chlorophenyl-phenylether	U		26.9	772	2	05/01/2025 23:05	WG2504788
1,2-Dichlorobenzene	U		22.8	772	2	05/01/2025 23:05	WG2504788
1,3-Dichlorobenzene	U		23.4	772	2	05/01/2025 23:05	WG2504788
1,4-Dichlorobenzene	U		22.9	772	2	05/01/2025 23:05	WG2504788
3,3-Dichlorobenzidine	U		28.5	772	2	05/01/2025 23:05	WG2504788
2,4-Dinitrotoluene	U		22.1	772	2	05/01/2025 23:05	WG2504788
2,6-Dinitrotoluene	U		25.3	772	2	05/01/2025 23:05	WG2504788
Hexachlorobenzene	U		27.3	772	2	05/01/2025 23:05	WG2504788
Hexachloro-1,3-butadiene	U		26.0	772	2	05/01/2025 23:05	WG2504788
Hexachlorocyclopentadiene	U	C3	40.6	772	2	05/01/2025 23:05	WG2504788
Hexachloroethane	U		30.4	772	2	05/01/2025 23:05	WG2504788
Isophorone	U		23.6	772	2	05/01/2025 23:05	WG2504788
Nitrobenzene	U		26.9	772	2	05/01/2025 23:05	WG2504788
n-Nitrosodimethylamine	U		114	772	2	05/01/2025 23:05	WG2504788
n-Nitrosodiphenylamine	U		58.4	772	2	05/01/2025 23:05	WG2504788
n-Nitrosodi-n-propylamine	U		25.7	772	2	05/01/2025 23:05	WG2504788
Phenanthrene	U		15.3	77.2	2	05/01/2025 23:05	WG2504788
Benzylbutyl phthalate	U		24.1	772	2	05/01/2025 23:05	WG2504788
Bis(2-ethylhexyl)phtthalate	U		97.8	772	2	05/01/2025 23:05	WG2504788
Di-n-butyl phthalate	U		26.4	772	2	05/01/2025 23:05	WG2504788
Diethyl phthalate	U		25.5	772	2	05/01/2025 23:05	WG2504788
Dimethyl phthalate	U		163	772	2	05/01/2025 23:05	WG2504788
Di-n-octyl phthalate	U		52.1	772	2	05/01/2025 23:05	WG2504788
1,2,4-Trichlorobenzene	U		24.1	772	2	05/01/2025 23:05	WG2504788
4-Chloro-3-methylphenol	U		25.0	772	2	05/01/2025 23:05	WG2504788
2-Chlorophenol	U		25.5	772	2	05/01/2025 23:05	WG2504788
2,4-Dichlorophenol	U		22.5	772	2	05/01/2025 23:05	WG2504788
2,4-Dimethylphenol	U	C3	20.2	772	2	05/01/2025 23:05	WG2504788
4,6-Dinitro-2-methylphenol	U		175	772	2	05/01/2025 23:05	WG2504788
2,4-Dinitrophenol	U		181	772	2	05/01/2025 23:05	WG2504788
2-Nitrophenol	U		27.6	772	2	05/01/2025 23:05	WG2504788
4-Nitrophenol	U		24.1	772	2	05/01/2025 23:05	WG2504788
Pentachlorophenol	U		20.7	772	2	05/01/2025 23:05	WG2504788
Phenol	U		31.1	772	2	05/01/2025 23:05	WG2504788
2,4,6-Trichlorophenol	U		24.8	772	2	05/01/2025 23:05	WG2504788
(S) 2-Fluorophenol	78.3			12.0-120		05/01/2025 23:05	WG2504788
(S) Phenol-d5	65.4			10.0-120		05/01/2025 23:05	WG2504788
(S) Nitrobenzene-d5	52.6			10.0-122		05/01/2025 23:05	WG2504788
(S) 2-Fluorobiphenyl	63.9			15.0-120		05/01/2025 23:05	WG2504788
(S) 2,4,6-Tribromophenol	65.3			10.0-127		05/01/2025 23:05	WG2504788
(S) p-Terphenyl-d14	67.6			10.0-120		05/01/2025 23:05	WG2504788

Sample Narrative:

L1853789-01 WG2504788: Dilution due to matrix impact during extract concentration procedure.

1Cp

2Tc

3Ss

4Cn

5Sr

6Qc

7Gl

8Al

9Sc

Method Blank (MB)

(MB) R4208638-1 05/01/25 14:43

	MB Result	MB Qualifier	MB MDL	MB RDL
Analyte	%		%	%
Total Solids	0.000			

L1853784-01 Original Sample (OS) • Duplicate (DUP)

(OS) L1853784-01 05/01/25 14:43 • (DUP) R4208638-3 05/01/25 14:43

	Original Result	DUP Result	Dilution	DUP RPD	DUP Qualifier	DUP RPD Limits
Analyte	%	%		%		%
Total Solids	96.0	95.8	1	0.226		10

Laboratory Control Sample (LCS)

(LCS) R4208638-2 05/01/25 14:43

	Spike Amount	LCS Result	LCS Rec.	Rec. Limits	LCS Qualifier
Analyte	%	%	%	%	
Total Solids	50.0	50.0	100	90.0-110	

1Cp

2Tc

3Ss

4Cn

5Sr

6Qc

7Gl

8Al

9Sc

Method Blank (MB)

(MB) R4208607-1 05/02/25 00:02

	MB Result	MB Qualifier	MB MDL	MB RDL
Analyte	ug/kg		ug/kg	ug/kg
Ammonia Nitrogen	U		7190	10000

L1853779-01 Original Sample (OS) • Duplicate (DUP)

(OS) L1853779-01 05/02/25 00:05 • (DUP) R4208607-3 05/02/25 00:07

	Original Result (dry)	DUP Result (dry)	Dilution	DUP RPD	DUP Qualifier	DUP RPD Limits
Analyte	ug/kg	ug/kg		%		%
Ammonia Nitrogen	U	U	1	0.000		20

L1853779-02 Original Sample (OS) • Duplicate (DUP)

(OS) L1853779-02 05/02/25 00:08 • (DUP) R4208607-4 05/02/25 00:10

	Original Result (dry)	DUP Result (dry)	Dilution	DUP RPD	DUP Qualifier	DUP RPD Limits
Analyte	ug/kg	ug/kg		%		%
Ammonia Nitrogen	8080	7950	1	1.62	⌵	20

Laboratory Control Sample (LCS)

(LCS) R4208607-2 05/02/25 00:04

	Spike Amount	LCS Result	LCS Rec.	Rec. Limits	LCS Qualifier
Analyte	ug/kg	ug/kg	%	%	
Ammonia Nitrogen	250000	274000	110	90.0-110	

L1853779-03 Original Sample (OS) • Matrix Spike (MS) • Matrix Spike Duplicate (MSD)

(OS) L1853779-03 05/02/25 00:11 • (MS) R4208607-5 05/02/25 00:13 • (MSD) R4208607-6 05/02/25 00:14

	Spike Amount (dry)	Original Result (dry)	MS Result (dry)	MSD Result (dry)	MS Rec.	MSD Rec.	Dilution	Rec. Limits	MS Qualifier	MSD Qualifier	RPD	RPD Limits
Analyte	ug/kg	ug/kg	ug/kg	ug/kg	%	%		%			%	%
Ammonia Nitrogen	322000	U	321000	319000	99.6	98.9	1	90.0-110			0.653	20

¹Cp

²Tc

³Ss

⁴Cn

⁵Sr

⁶Qc

⁷Gl

⁸Al

⁹Sc

Method Blank (MB)

(MB) R4209110-1 05/02/25 14:59

	MB Result	MB Qualifier	MB MDL	MB RDL
Analyte	ug/kg		ug/kg	ug/kg
Kjeldahl Nitrogen, TKN	U		15200	20000

L1853779-02 Original Sample (OS) • Duplicate (DUP)

(OS) L1853779-02 05/02/25 15:04 • (DUP) R4209110-4 05/02/25 15:06

	Original Result (dry)	DUP Result (dry)	Dilution	DUP RPD	DUP Qualifier	DUP RPD Limits
Analyte	ug/kg	ug/kg		%		%
Kjeldahl Nitrogen, TKN	2400000	2470000	10	2.97		20

L1853782-01 Original Sample (OS) • Duplicate (DUP)

(OS) L1853782-01 05/02/25 15:11 • (DUP) R4209110-7 05/02/25 15:15

	Original Result (dry)	DUP Result (dry)	Dilution	DUP RPD	DUP Qualifier	DUP RPD Limits
Analyte	ug/kg	ug/kg		%		%
Kjeldahl Nitrogen, TKN	1970000	1980000	10	0.610		20

Laboratory Control Sample (LCS)

(LCS) R4209110-2 05/02/25 15:01

	Spike Amount	LCS Result	LCS Rec.	Rec. Limits	LCS Qualifier
Analyte	ug/kg	ug/kg	%	%	
Kjeldahl Nitrogen, TKN	480000	480000	100	81.7-124	

L1853779-01 Original Sample (OS) • Matrix Spike (MS)

(OS) L1853779-01 05/02/25 15:02 • (MS) R4209110-3 05/02/25 15:03

	Spike Amount (dry)	Original Result (dry)	MS Result (dry)	MS Rec.	Dilution	Rec. Limits	MS Qualifier
Analyte	ug/kg	ug/kg	ug/kg	%		%	
Kjeldahl Nitrogen, TKN	433000	2120000	2530000	95.0	10	81.7-124	

1Cp

2Tc

3Ss

4Cn

5Sr

6Qc

7Gl

8Al

9Sc

L1853779-03 Original Sample (OS) • Matrix Spike (MS) • Matrix Spike Duplicate (MSD)

(OS) L1853779-03 05/02/25 15:07 • (MS) R4209110-5 05/02/25 15:08 • (MSD) R4209110-6 05/02/25 15:09

	Spike Amount (dry)	Original Result (dry)	MS Result (dry)	MSD Result (dry)	MS Rec.	MSD Rec.	Dilution	Rec. Limits	<u>MS Qualifier</u>	<u>MSD Qualifier</u>	RPD	RPD Limits
Analyte	ug/kg	ug/kg	ug/kg	ug/kg	%	%		%			%	%
Kjeldahl Nitrogen, TKN	516000	2400000	2420000	2270000	4.00	0.000	10	81.7-124	<u>V</u>	<u>V</u>	6.38	20

¹Cp

²Tc

³Ss

⁴Cn

⁵Sr

⁶Qc

⁷Gl

⁸Al

⁹Sc

Method Blank (MB)

(MB) R4208627-1 05/01/25 19:24

	MB Result	MB Qualifier	MB MDL	MB RDL
Analyte	ug/kg		ug/kg	ug/kg
Nitrate-Nitrite	U		606	20000

1Cp

2Tc

3Ss

Laboratory Control Sample (LCS)

(LCS) R4208627-2 05/01/25 19:38

	Spike Amount	LCS Result	LCS Rec.	Rec. Limits	LCS Qualifier
Analyte	ug/kg	ug/kg	%	%	
Nitrate-Nitrite	40000	39300	98.3	80.0-120	

4Cn

5Sr

L1853786-01 Original Sample (OS) • Matrix Spike (MS) • Matrix Spike Duplicate (MSD)

(OS) L1853786-01 05/01/25 20:58 • (MS) R4208627-3 05/02/25 00:07 • (MSD) R4208627-4 05/02/25 00:21

	Spike Amount (dry)	Original Result (dry)	MS Result (dry)	MSD Result (dry)	MS Rec.	MSD Rec.	Dilution	Rec. Limits	MS Qualifier	MSD Qualifier	RPD	RPD Limits
Analyte	ug/kg				%	%		%			%	%
Nitrate-Nitrite	46600	68900	117000	113000	104	95.0	1	80.0-120			3.73	15

6Qc

7Gl

8Al

9Sc

Method Blank (MB)

(MB) R4209100-1 05/02/25 17:07

	MB Result	MB Qualifier	MB MDL	MB RDL
Analyte	ug/kg		ug/kg	ug/kg
TOC By Walkley Black	U		25500	100000

L1853779-01 Original Sample (OS) • Duplicate (DUP)

(OS) L1853779-01 05/02/25 17:08 • (DUP) R4209100-3 05/02/25 17:09

	Original Result	DUP Result	Dilution	DUP RPD	DUP Qualifier	DUP RPD Limits
Analyte	ug/kg	ug/kg		%		%
TOC By Walkley Black	24900000	22900000	5	8.31		20

Laboratory Control Sample (LCS)

(LCS) R4209100-2 05/02/25 17:08

	Spike Amount	LCS Result	LCS Rec.	Rec. Limits	LCS Qualifier
Analyte	ug/kg	ug/kg	%	%	
TOC By Walkley Black	3230000	4240000	131	75.0-144	

L1853782-01 Original Sample (OS) • Matrix Spike (MS) • Matrix Spike Duplicate (MSD)

(OS) L1853782-01 05/02/25 17:09 • (MS) R4209100-4 05/02/25 17:10 • (MSD) R4209100-5 05/02/25 17:11

	Spike Amount	Original Result	MS Result	MSD Result	MS Rec.	MSD Rec.	Dilution	Rec. Limits	MS Qualifier	MSD Qualifier	RPD	RPD Limits
Analyte	ug/kg	ug/kg	ug/kg	ug/kg	%	%		%			%	%
TOC By Walkley Black	20000000	25100000	44300000	44800000	96.3	98.9	5	80.0-120			1.16	20

1Cp

2Tc

3Ss

4Cn

5Sr

6Qc

7Gl

8Al

9Sc

Method Blank (MB)

(MB) R4208624-1 05/01/25 23:02

Analyte	MB Result ug/kg	MB Qualifier	MB MDL ug/kg	MB RDL ug/kg
Aluminum	U		6080	20000
Antimony	U		691	2000
Beryllium	U		47.7	200
Calcium	U		19000	100000
Cobalt	U		177	1000
Iron	U		2240	10000
Magnesium	U		19900	100000
Manganese	U		173	1000
Potassium	U		20900	100000
Sodium	U		41200	100000
Thallium	U		518	2000
Vanadium	U		383	2000

¹Cp

²Tc

³Ss

⁴Cn

⁵Sr

⁶Qc

⁷Gl

⁸Al

⁹Sc

Laboratory Control Sample (LCS)

(LCS) R4208624-2 05/01/25 23:04

Analyte	Spike Amount ug/kg	LCS Result ug/kg	LCS Rec. %	Rec. Limits %	LCS Qualifier
Aluminum	1000000	939000	93.9	80.0-120	
Antimony	100000	95400	95.4	80.0-120	
Beryllium	100000	104000	104	80.0-120	
Calcium	1000000	992000	99.2	80.0-120	
Cobalt	100000	95200	95.2	80.0-120	
Iron	1000000	996000	99.6	80.0-120	
Magnesium	1000000	993000	99.3	80.0-120	
Manganese	100000	103000	103	80.0-120	
Potassium	1000000	999000	99.9	80.0-120	
Sodium	1000000	1010000	101	80.0-120	
Thallium	100000	101000	101	80.0-120	
Vanadium	100000	100000	100	80.0-120	

L1853789-01 Original Sample (OS) • Matrix Spike (MS) • Matrix Spike Duplicate (MSD)

(OS) L1853789-01 05/01/25 23:06 • (MS) R4208624-5 05/01/25 23:12 • (MSD) R4208624-6 05/01/25 23:14

Analyte	Spike Amount (dry) ug/kg	Original Result (dry) ug/kg	MS Result (dry) ug/kg	MSD Result (dry) ug/kg	MS Rec. %	MSD Rec. %	Dilution	Rec. Limits %	MS Qualifier	MSD Qualifier	RPD %	RPD Limits %
Aluminum	1160000	3510000	6850000	5280000	289	153	1	75.0-125	J5	J3 J5	25.9	20
Antimony	116000	U	81000	88800	69.9	76.6	1	75.0-125	J6		9.14	20

L1853789-01 Original Sample (OS) • Matrix Spike (MS) • Matrix Spike Duplicate (MSD)

(OS) L1853789-01 05/01/25 23:06 • (MS) R4208624-5 05/01/25 23:12 • (MSD) R4208624-6 05/01/25 23:14

	Spike Amount (dry)	Original Result (dry)	MS Result (dry)	MSD Result (dry)	MS Rec.	MSD Rec.	Dilution	Rec. Limits	MS Qualifier	MSD Qualifier	RPD	RPD Limits
Analyte	ug/kg	ug/kg	ug/kg	ug/kg	%	%		%			%	%
Beryllium	116000	466	113000	109000	96.7	94.0	1	75.0-125			2.88	20
Calcium	1160000	14600000	32900000	20100000	1580	479	1	75.0-125	V	J3 V	48.3	20
Cobalt	116000	4410	112000	107000	92.4	89.0	1	75.0-125			3.70	20
Iron	1160000	6690000	8770000	8410000	180	149	1	75.0-125	V	V	4.26	20
Magnesium	1160000	2210000	4200000	3970000	172	152	1	75.0-125	J5	J5	5.60	20
Manganese	116000	233000	294000	290000	52.7	49.4	1	75.0-125	J6	J6	1.30	20
Potassium	1160000	1250000	2860000	2310000	139	91.6	1	75.0-125	J5	J3	21.2	20
Sodium	1160000	143000	1280000	1220000	97.9	93.2	1	75.0-125			4.34	20
Thallium	116000	U	109000	106000	94.4	91.2	1	75.0-125			3.44	20
Vanadium	116000	12200	121000	117000	94.2	90.1	1	75.0-125			4.04	20

1Cp

2Tc

3Ss

4Cn

5Sr

6Qc

7Gl

8Al

9Sc

Method Blank (MB)

(MB) R4208662-2 05/01/25 17:02

Analyte	MB Result ug/kg	MB Qualifier	MB MDL ug/kg	MB RDL ug/kg
Acetone	U		36.5	50.0
Acrylonitrile	U		3.61	12.5
Bromobenzene	U		0.900	12.5
Bromodichloromethane	U		0.725	2.50
Bromoform	U		1.17	25.0
Bromomethane	U		1.97	12.5
n-Butylbenzene	U		5.25	12.5
sec-Butylbenzene	U		2.88	12.5
tert-Butylbenzene	U		1.95	5.00
Carbon tetrachloride	U		0.898	5.00
Chlorobenzene	U		0.210	2.50
Chlorodibromomethane	U		0.612	2.50
Chloroethane	U		1.70	5.00
Chloroform	U		1.03	2.50
Chloromethane	U		4.35	12.5
2-Chlorotoluene	U		0.865	2.50
4-Chlorotoluene	U		0.450	5.00
1,2-Dibromo-3-Chloropropane	U		3.90	25.0
1,2-Dibromoethane	U		0.648	2.50
Dibromomethane	U		0.750	5.00
1,2-Dichlorobenzene	U		0.425	5.00
1,3-Dichlorobenzene	U		0.600	5.00
1,4-Dichlorobenzene	U		0.700	5.00
Dichlorodifluoromethane	U		1.61	5.00
1,1-Dichloroethane	U		0.491	2.50
1,2-Dichloroethane	U		0.649	2.50
1,1-Dichloroethene	U		0.606	2.50
cis-1,2-Dichloroethene	U		0.734	2.50
trans-1,2-Dichloroethene	U		1.04	5.00
1,2-Dichloropropane	U		1.42	5.00
1,1-Dichloropropene	U		0.809	2.50
1,3-Dichloropropane	U		0.501	5.00
cis-1,3-Dichloropropene	U		0.757	2.50
trans-1,3-Dichloropropene	U		1.14	5.00
2,2-Dichloropropane	U		1.38	2.50
Di-isopropyl ether	U		0.410	1.00
Hexachloro-1,3-butadiene	U		6.00	25.0
Isopropylbenzene	U		0.425	2.50
p-Isopropyltoluene	U		2.55	5.00
2-Butanone (MEK)	U		63.5	100

1
Cp

2
Tc

3
Ss

4
Cn

5
Sr

6
Qc

7
Gl

8
Al

9
Sc

Method Blank (MB)

(MB) R4208662-2 05/01/25 17:02

Analyte	MB Result ug/kg	MB Qualifier	MB MDL ug/kg	MB RDL ug/kg
Methylene Chloride	U		6.64	25.0
4-Methyl-2-pentanone (MIBK)	U		2.28	25.0
Methyl tert-butyl ether	U		0.350	1.00
n-Propylbenzene	U		0.950	5.00
Styrene	U		0.229	12.5
1,1,1,2-Tetrachloroethane	U		0.948	2.50
1,1,2,2-Tetrachloroethane	U		0.695	2.50
1,1,2-Trichlorotrifluoroethane	U		0.754	2.50
Tetrachloroethene	U		0.896	2.50
1,2,3-Trichlorobenzene	U		7.33	12.5
1,2,4-Trichlorobenzene	U		4.40	12.5
1,1,1-Trichloroethane	U		0.923	2.50
1,1,2-Trichloroethane	U		0.597	2.50
Trichloroethene	U		0.584	1.00
Trichlorofluoromethane	U		0.827	2.50
1,2,3-Trichloropropane	U		1.62	12.5
1,2,3-Trimethylbenzene	U		1.58	5.00
Vinyl chloride	U		1.16	2.50
(S) Toluene-d8	98.4			75.0-131
(S) 4-Bromofluorobenzene	92.5			67.0-138
(S) 1,2-Dichloroethane-d4	113			70.0-130

¹Cp

²Tc

³Ss

⁴Cn

⁵Sr

⁶Qc

⁷Gl

⁸Al

⁹Sc

Laboratory Control Sample (LCS)

(LCS) R4208662-1 05/01/25 15:38

Analyte	Spike Amount ug/kg	LCS Result ug/kg	LCS Rec. %	Rec. Limits %	LCS Qualifier
Acetone	625	563	90.1	10.0-160	
Acrylonitrile	625	435	69.6	45.0-153	
Bromobenzene	125	145	116	73.0-121	
Bromodichloromethane	125	142	114	73.0-121	
Bromoform	125	116	92.8	64.0-132	
Bromomethane	125	126	101	56.0-147	
n-Butylbenzene	125	152	122	68.0-135	
sec-Butylbenzene	125	142	114	74.0-130	
tert-Butylbenzene	125	138	110	75.0-127	
Carbon tetrachloride	125	140	112	66.0-128	
Chlorobenzene	125	119	95.2	76.0-128	
Chlorodibromomethane	125	117	93.6	74.0-127	

Laboratory Control Sample (LCS)

(LCS) R4208662-1 05/01/25 15:38

Analyte	Spike Amount ug/kg	LCS Result ug/kg	LCS Rec. %	Rec. Limits %	<u>LCS Qualifier</u>
Chloroethane	125	120	96.0	61.0-134	
Chloroform	125	156	125	72.0-123	J4
Chloromethane	125	81.6	65.3	51.0-138	
2-Chlorotoluene	125	121	96.8	75.0-124	
4-Chlorotoluene	125	153	122	75.0-124	
1,2-Dibromo-3-Chloropropane	125	101	80.8	59.0-130	
1,2-Dibromoethane	125	117	93.6	74.0-128	
Dibromomethane	125	134	107	75.0-122	
1,2-Dichlorobenzene	125	137	110	76.0-124	
1,3-Dichlorobenzene	125	141	113	76.0-125	
1,4-Dichlorobenzene	125	131	105	77.0-121	
Dichlorodifluoromethane	125	158	126	43.0-156	
1,1-Dichloroethane	125	122	97.6	70.0-127	
1,2-Dichloroethane	125	140	112	65.0-131	
1,1-Dichloroethene	125	125	100	65.0-131	
cis-1,2-Dichloroethene	125	121	96.8	73.0-125	
trans-1,2-Dichloroethene	125	120	96.0	71.0-125	
1,2-Dichloropropane	125	117	93.6	74.0-125	
1,1-Dichloropropene	125	138	110	73.0-125	
1,3-Dichloropropane	125	128	102	80.0-125	
cis-1,3-Dichloropropene	125	144	115	76.0-127	
trans-1,3-Dichloropropene	125	146	117	73.0-127	
2,2-Dichloropropane	125	161	129	59.0-135	
Di-isopropyl ether	125	100	80.0	60.0-136	
Hexachloro-1,3-butadiene	125	161	129	57.0-150	
Isopropylbenzene	125	125	100	72.0-127	
p-Isopropyltoluene	125	145	116	72.0-133	
2-Butanone (MEK)	625	549	87.8	30.0-160	
Methylene Chloride	125	131	105	68.0-123	
4-Methyl-2-pentanone (MIBK)	625	484	77.4	56.0-143	
Methyl tert-butyl ether	125	146	117	66.0-132	
n-Propylbenzene	125	147	118	74.0-126	
Styrene	125	123	98.4	72.0-127	
1,1,1,2-Tetrachloroethane	125	121	96.8	74.0-129	
1,1,2,2-Tetrachloroethane	125	108	86.4	68.0-128	
1,1,2-Trichlorotrifluoroethane	125	142	114	61.0-139	
Tetrachloroethene	125	122	97.6	70.0-136	
1,2,3-Trichlorobenzene	125	116	92.8	59.0-139	
1,2,4-Trichlorobenzene	125	128	102	62.0-137	
1,1,1-Trichloroethane	125	137	110	69.0-126	

¹Cp

²Tc

³Ss

⁴Cn

⁵Sr

⁶Qc

⁷Gl

⁸Al

⁹Sc

Laboratory Control Sample (LCS)

(LCS) R4208662-1 05/01/25 15:38

Analyte	Spike Amount ug/kg	LCS Result ug/kg	LCS Rec. %	Rec. Limits %	<u>LCS Qualifier</u>
1,1,2-Trichloroethane	125	121	96.8	78.0-123	
Trichloroethene	125	121	96.8	76.0-126	
Trichlorofluoromethane	125	143	114	61.0-142	
1,2,3-Trichloropropane	125	135	108	67.0-129	
1,2,3-Trimethylbenzene	125	147	118	74.0-124	
Vinyl chloride	125	108	86.4	63.0-134	
(S) Toluene-d8			94.3	75.0-131	
(S) 4-Bromofluorobenzene			94.9	67.0-138	
(S) 1,2-Dichloroethane-d4			121	70.0-130	

¹Cp

²Tc

³Ss

⁴Cn

⁵Sr

⁶Qc

⁷Gl

⁸Al

⁹Sc

Method Blank (MB)

(MB) R4208587-2 05/01/25 21:23

Analyte	MB Result ug/kg	MB Qualifier	MB MDL ug/kg	MB RDL ug/kg
Acenaphthylene	U		4.69	33.3
Benzidine	U		62.6	1670
Benzo(g,h,i)perylene	U		6.09	33.3
Bis(2-chlorethoxy)methane	U		10.0	333
Bis(2-chloroethyl)ether	U		11.0	333
2,2-Oxybis(1-Chloropropane)	U		14.4	333
4-Bromophenyl-phenylether	U		11.7	333
2-Chloronaphthalene	U		5.85	33.3
4-Chlorophenyl-phenylether	U		11.6	333
1,2-Dichlorobenzene	U		9.87	333
1,3-Dichlorobenzene	U		10.1	333
1,4-Dichlorobenzene	U		9.91	333
3,3-Dichlorobenzidine	U		12.3	333
2,4-Dinitrotoluene	U		9.55	333
2,6-Dinitrotoluene	U		10.9	333
Hexachlorobenzene	U		11.8	333
Hexachloro-1,3-butadiene	U		11.2	333
Hexachlorocyclopentadiene	U		17.5	333
Hexachloroethane	U		13.1	333
Isophorone	U		10.2	333
Nitrobenzene	U		11.6	333
n-Nitrosodimethylamine	U		49.4	333
n-Nitrosodiphenylamine	U		25.2	333
n-Nitrosodi-n-propylamine	U		11.1	333
Phenanthrene	U		6.61	33.3
Benzylbutyl phthalate	U		10.4	333
Bis(2-ethylhexyl)phthalate	U		42.2	333
Di-n-butyl phthalate	U		11.4	333
Diethyl phthalate	U		11.0	333
Dimethyl phthalate	U		70.6	333
Di-n-octyl phthalate	U		22.5	333
1,2,4-Trichlorobenzene	U		10.4	333
4-Chloro-3-methylphenol	U		10.8	333
2-Chlorophenol	U		11.0	333
2,4-Dichlorophenol	U		9.70	333
2,4-Dimethylphenol	U		8.70	333
4,6-Dinitro-2-methylphenol	U		75.5	333
2,4-Dinitrophenol	U		77.9	333
2-Nitrophenol	U		11.9	333
4-Nitrophenol	U		10.4	333

¹Cp

²Tc

³Ss

⁴Cn

⁵Sr

⁶Qc

⁷Gl

⁸Al

⁹Sc

Method Blank (MB)

(MB) R4208587-2 05/01/25 21:23

Analyte	MB Result ug/kg	MB Qualifier	MB MDL ug/kg	MB RDL ug/kg
Pentachlorophenol	U		8.96	333
Phenol	U		13.4	333
2,4,6-Trichlorophenol	U		10.7	333
(S) 2-Fluorophenol	71.6			12.0-120
(S) Phenol-d5	60.5			10.0-120
(S) Nitrobenzene-d5	60.4			10.0-122
(S) 2-Fluorobiphenyl	72.4			15.0-120
(S) 2,4,6-Tribromophenol	76.1			10.0-127
(S) p-Terphenyl-d14	77.8			10.0-120

Laboratory Control Sample (LCS)

(LCS) R4208587-1 05/01/25 21:02

Analyte	Spike Amount ug/kg	LCS Result ug/kg	LCS Rec. %	Rec. Limits %	LCS Qualifier
Acenaphthylene	666	472	70.9	40.0-120	
Benzidine	1330	450	33.8	10.0-120	J
Benzo(g,h,i)perylene	666	422	63.4	43.0-120	
Bis(2-chlorethoxy)methane	666	284	42.6	20.0-120	J
Bis(2-chloroethyl)ether	666	311	46.7	16.0-120	J
2,2-Oxybis(1-Chloropropane)	666	262	39.3	23.0-120	J
4-Bromophenyl-phenylether	666	514	77.2	40.0-120	
2-Chloronaphthalene	666	405	60.8	35.0-120	
4-Chlorophenyl-phenylether	666	451	67.7	40.0-120	
1,2-Dichlorobenzene	666	374	56.2	32.0-120	
1,3-Dichlorobenzene	666	366	55.0	30.0-120	
1,4-Dichlorobenzene	666	377	56.6	31.0-120	
3,3-Dichlorobenzidine	1330	930	69.9	28.0-120	
2,4-Dinitrotoluene	666	470	70.6	45.0-120	
2,6-Dinitrotoluene	666	446	67.0	42.0-120	
Hexachlorobenzene	666	448	67.3	39.0-120	
Hexachloro-1,3-butadiene	666	362	54.4	15.0-120	
Hexachlorocyclopentadiene	666	380	57.1	15.0-120	
Hexachloroethane	666	356	53.5	17.0-120	
Isophorone	666	307	46.1	23.0-120	J
Nitrobenzene	666	312	46.8	17.0-120	J
n-Nitrosodimethylamine	666	377	56.6	10.0-125	
n-Nitrosodiphenylamine	666	432	64.9	40.0-120	
n-Nitrosodi-n-propylamine	666	337	50.6	26.0-120	

1Cp

2Tc

3Ss

4Cn

5Sr

6Qc

7Gl

8Al

9Sc

Laboratory Control Sample (LCS)

(LCS) R4208587-1 05/01/25 21:02

Analyte	Spike Amount ug/kg	LCS Result ug/kg	LCS Rec. %	Rec. Limits %	<u>LCS Qualifier</u>
Phenanthrene	666	410	61.6	42.0-120	
Benzylbutyl phthalate	666	467	70.1	40.0-120	
Bis(2-ethylhexyl)phthalate	666	472	70.9	41.0-120	
Di-n-butyl phthalate	666	437	65.6	43.0-120	
Diethyl phthalate	666	472	70.9	43.0-120	
Dimethyl phthalate	666	482	72.4	43.0-120	
Di-n-octyl phthalate	666	504	75.7	40.0-120	
1,2,4-Trichlorobenzene	666	361	54.2	17.0-120	
4-Chloro-3-methylphenol	666	381	57.2	28.0-120	
2-Chlorophenol	666	359	53.9	28.0-120	
2,4-Dichlorophenol	666	397	59.6	25.0-120	
2,4-Dimethylphenol	666	344	51.7	15.0-120	
4,6-Dinitro-2-methylphenol	666	404	60.7	16.0-120	
2,4-Dinitrophenol	666	314	47.1	10.0-120	U
2-Nitrophenol	666	380	57.1	20.0-120	
4-Nitrophenol	666	430	64.6	27.0-120	
Pentachlorophenol	666	358	53.8	29.0-120	
Phenol	666	359	53.9	28.0-120	
2,4,6-Trichlorophenol	666	447	67.1	37.0-120	
(S) 2-Fluorophenol			74.5	12.0-120	
(S) Phenol-d5			60.7	10.0-120	
(S) Nitrobenzene-d5			45.9	10.0-122	
(S) 2-Fluorobiphenyl			64.6	15.0-120	
(S) 2,4,6-Tribromophenol			73.6	10.0-127	
(S) p-Terphenyl-d14			73.9	10.0-120	

1Cp

2Tc

3Ss

4Cn

5Sr

6Qc

7Gl

8Al

9Sc

L1853786-01 Original Sample (OS) • Matrix Spike (MS) • Matrix Spike Duplicate (MSD)

(OS) L1853786-01 05/02/25 01:53 • (MS) R4208587-3 05/02/25 02:14 • (MSD) R4208587-4 05/02/25 02:35

Analyte	Spike Amount (dry) ug/kg	Original Result (dry)	MS Result (dry)	MSD Result (dry)	MS Rec. %	MSD Rec. %	Dilution	Rec. Limits %	<u>MS Qualifier</u>	<u>MSD Qualifier</u>	RPD %	RPD Limits %
Acenaphthylene	748	U	529	577	70.7	76.9	2	25.0-120			8.64	32
Benzidine	1490	U	265	260	17.7	17.3	2	10.0-120	U	U	1.78	40
Benzo(g,h,i)perylene	748	U	454	451	60.6	60.1	2	10.0-120			0.515	33
Bis(2-chlorethoxy)methane	748	U	340	354	45.5	47.2	2	10.0-120	U	U	4.03	34
Bis(2-chloroethyl)ether	748	U	298	323	39.9	43.0	2	10.0-120	U	U	7.88	40
2,2-Oxybis(1-Chloropropane)	748	U	287	310	38.3	41.3	2	10.0-120	U	U	7.81	40
4-Bromophenyl-phenylether	748	U	564	575	75.4	76.6	2	27.0-120	U	U	1.84	30
2-Chloronaphthalene	748	U	438	474	58.6	63.2	2	20.0-120			7.92	32

L1853786-01 Original Sample (OS) • Matrix Spike (MS) • Matrix Spike Duplicate (MSD)

(OS) L1853786-01 05/02/25 01:53 • (MS) R4208587-3 05/02/25 02:14 • (MSD) R4208587-4 05/02/25 02:35

Analyte	Spike Amount (dry) ug/kg	Original Result (dry)	MS Result (dry)	MSD Result (dry)	MS Rec. %	MSD Rec. %	Dilution	Rec. Limits %	MS Qualifier	MSD Qualifier	RPD %	RPD Limits %
4-Chlorophenyl-phenylether	748	U	514	544	68.7	72.5	2	24.0-120	⌋	⌋	5.73	29
1,2-Dichlorobenzene	748	U	392	394	52.3	52.5	2	10.0-120	⌋	⌋	0.593	38
1,3-Dichlorobenzene	748	U	361	384	48.3	51.1	2	10.0-120	⌋	⌋	5.95	40
1,4-Dichlorobenzene	748	U	395	401	52.8	53.4	2	10.0-120	⌋	⌋	1.46	39
3,3-Dichlorobenzidine	1490	U	701	669	47.0	44.5	2	10.0-120	⌋	⌋	4.60	34
2,4-Dinitrotoluene	748	U	523	521	69.9	69.4	2	30.0-120	⌋	⌋	0.446	31
2,6-Dinitrotoluene	748	U	539	512	72.0	68.2	2	25.0-120	⌋	⌋	5.11	31
Hexachlorobenzene	748	U	497	514	66.4	68.5	2	27.0-120	⌋	⌋	3.46	28
Hexachloro-1,3-butadiene	748	U	431	466	57.6	62.1	2	10.0-120	⌋	⌋	7.79	38
Hexachlorocyclopentadiene	748	U	U	U	5.17	3.74	2	10.0-120	J J6	J J6	31.8	40
Hexachloroethane	748	U	223	216	29.8	28.7	2	10.0-120	⌋	⌋	3.19	40
Isophorone	748	U	372	384	49.7	51.1	2	13.0-120	⌋	⌋	3.09	34
Nitrobenzene	748	U	353	382	47.2	50.9	2	10.0-120	⌋	⌋	7.92	36
n-Nitrosodimethylamine	748	U	328	361	43.8	48.1	2	10.0-127	⌋	⌋	9.81	40
n-Nitrosodiphenylamine	748	U	493	501	65.9	66.8	2	17.0-120	⌋	⌋	1.64	29
n-Nitrosodi-n-propylamine	748	U	347	394	46.4	52.5	2	10.0-120	⌋	⌋	12.6	37
Phenanthrene	748	U	464	474	62.0	63.2	2	17.0-120			2.24	31
Benzylbutyl phthalate	748	U	542	520	72.4	69.3	2	23.0-120	⌋	⌋	4.17	30
Bis(2-ethylhexyl)phthalate	748	U	527	530	70.4	70.7	2	17.0-126	⌋	⌋	0.662	30
Di-n-butyl phthalate	748	U	505	530	67.4	70.7	2	30.0-120	⌋	⌋	4.95	29
Diethyl phthalate	748	U	541	577	72.3	76.9	2	26.0-120	⌋	⌋	6.47	28
Dimethyl phthalate	748	U	529	567	70.7	75.5	2	25.0-120	⌋	⌋	6.81	29
Di-n-octyl phthalate	748	U	670	661	89.6	88.0	2	21.0-123	⌋	⌋	1.40	29
1,2,4-Trichlorobenzene	748	U	436	466	58.3	62.1	2	12.0-120	⌋	⌋	6.72	37
4-Chloro-3-methylphenol	748	U	477	485	63.7	64.6	2	15.0-120	⌋	⌋	1.70	30
2-Chlorophenol	748	U	401	401	53.6	53.4	2	15.0-120	⌋	⌋	0.000	37
2,4-Dichlorophenol	748	U	473	488	63.2	65.1	2	20.0-120	⌋	⌋	3.15	31
2,4-Dimethylphenol	748	U	407	447	54.4	59.5	2	10.0-120	⌋	⌋	9.29	33
4,6-Dinitro-2-methylphenol	748	U	199	196	26.6	26.1	2	10.0-120	⌋	⌋	1.77	39
2,4-Dinitrophenol	748	U	277	274	37.1	36.5	2	10.0-121	⌋	⌋	1.27	40
2-Nitrophenol	748	U	452	456	60.4	60.7	2	12.0-120	⌋	⌋	0.770	39
4-Nitrophenol	748	U	474	509	63.4	67.9	2	10.0-137	⌋	⌋	7.11	32
Pentachlorophenol	748	U	495	521	66.2	69.4	2	10.0-160	⌋	⌋	5.05	31
Phenol	748	U	384	387	51.2	51.6	2	12.0-120	⌋	⌋	0.908	38
2,4,6-Trichlorophenol	748	U	512	541	68.4	72.0	2	19.0-120	⌋	⌋	5.54	32
(S) 2-Fluorophenol					62.4	67.0		12.0-120				
(S) Phenol-d5					55.4	57.5		10.0-120				
(S) Nitrobenzene-d5					48.9	47.2		10.0-122				
(S) 2-Fluorobiphenyl					63.6	68.0		15.0-120				

1Cp

2Tc

3Ss

4Cn

5Sr

6Qc

7Gl

8Al

9Sc

L1853786-01 Original Sample (OS) • Matrix Spike (MS) • Matrix Spike Duplicate (MSD)

(OS) L1853786-01 05/02/25 01:53 • (MS) R4208587-3 05/02/25 02:14 • (MSD) R4208587-4 05/02/25 02:35

Analyte	Spike Amount (dry) ug/kg	Original Result (dry)	MS Result (dry)	MSD Result (dry)	MS Rec. %	MSD Rec. %	Dilution	Rec. Limits %	MS Qualifier	MSD Qualifier	RPD %	RPD Limits %
(S) 2,4,6-Tribromophenol					77.8	79.8		10.0-127				
(S) p-Terphenyl-d14					70.4	70.2		10.0-120				

Sample Narrative:

OS: Dilution due to matrix impact during extract concentration procedure.

1
Cp

2
Tc

3
Ss

4
Cn

5
Sr

6
Qc

7
Gl

8
Al

9
Sc

GLOSSARY OF TERMS

Guide to Reading and Understanding Your Laboratory Report

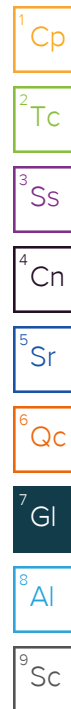
The information below is designed to better explain the various terms used in your report of analytical results from the Laboratory. This is not intended as a comprehensive explanation, and if you have additional questions please contact your project representative.

Results Disclaimer - Information that may be provided by the customer, and contained within this report, include Permit Limits, Project Name, Sample ID, Sample Matrix, Sample Preservation, Field Blanks, Field Spikes, Field Duplicates, On-Site Data, Sampling Collection Dates/Times, and Sampling Location. Results relate to the accuracy of this information provided, and as the samples are received.

Abbreviations and Definitions

(dry)	Results are reported based on the dry weight of the sample. [this will only be present on a dry report basis for soils].
MDL	Method Detection Limit.
MDL (dry)	Method Detection Limit.
RDL	Reported Detection Limit.
RDL (dry)	Reported Detection Limit.
Rec.	Recovery.
RPD	Relative Percent Difference.
SDG	Sample Delivery Group.
(S)	Surrogate (Surrogate Standard) - Analytes added to every blank, sample, Laboratory Control Sample/Duplicate and Matrix Spike/Duplicate; used to evaluate analytical efficiency by measuring recovery. Surrogates are not expected to be detected in all environmental media.
U	Not detected at the Reporting Limit (or MDL where applicable).
Analyte	The name of the particular compound or analysis performed. Some Analyses and Methods will have multiple analytes reported.
Dilution	If the sample matrix contains an interfering material, the sample preparation volume or weight values differ from the standard, or if concentrations of analytes in the sample are higher than the highest limit of concentration that the laboratory can accurately report, the sample may be diluted for analysis. If a value different than 1 is used in this field, the result reported has already been corrected for this factor.
Limits	These are the target % recovery ranges or % difference value that the laboratory has historically determined as normal for the method and analyte being reported. Successful QC Sample analysis will target all analytes recovered or duplicated within these ranges.
Original Sample	The non-spiked sample in the prep batch used to determine the Relative Percent Difference (RPD) from a quality control sample. The Original Sample may not be included within the reported SDG.
Qualifier	This column provides a letter and/or number designation that corresponds to additional information concerning the result reported. If a Qualifier is present, a definition per Qualifier is provided within the Glossary and Definitions page and potentially a discussion of possible implications of the Qualifier in the Case Narrative if applicable.
Result	The actual analytical final result (corrected for any sample specific characteristics) reported for your sample. If there was no measurable result returned for a specific analyte, the result in this column may state "ND" (Not Detected) or "BDL" (Below Detectable Levels). The information in the results column should always be accompanied by either an MDL (Method Detection Limit) or RDL (Reporting Detection Limit) that defines the lowest value that the laboratory could detect or report for this analyte.
Uncertainty (Radiochemistry)	Confidence level of 2 sigma.
Case Narrative (Cn)	A brief discussion about the included sample results, including a discussion of any non-conformances to protocol observed either at sample receipt by the laboratory from the field or during the analytical process. If present, there will be a section in the Case Narrative to discuss the meaning of any data qualifiers used in the report.
Quality Control Summary (Qc)	This section of the report includes the results of the laboratory quality control analyses required by procedure or analytical methods to assist in evaluating the validity of the results reported for your samples. These analyses are not being performed on your samples typically, but on laboratory generated material.
Sample Chain of Custody (Sc)	This is the document created in the field when your samples were initially collected. This is used to verify the time and date of collection, the person collecting the samples, and the analyses that the laboratory is requested to perform. This chain of custody also documents all persons (excluding commercial shippers) that have had control or possession of the samples from the time of collection until delivery to the laboratory for analysis.
Sample Results (Sr)	This section of your report will provide the results of all testing performed on your samples. These results are provided by sample ID and are separated by the analyses performed on each sample. The header line of each analysis section for each sample will provide the name and method number for the analysis reported.
Sample Summary (Ss)	This section of the Analytical Report defines the specific analyses performed for each sample ID, including the dates and times of preparation and/or analysis.

Qualifier	Description
C3	The reported concentration is an estimate. The continuing calibration standard associated with this data responded low. Method sensitivity check is acceptable.
C7	The initial calibration verification standard (SSCV) associated with this data responded high.
J	The identification of the analyte is acceptable; the reported value is an estimate.
J3	The associated batch QC was outside the established quality control range for precision.
J4	The associated batch QC was outside the established quality control range for accuracy.
J5	The sample matrix interfered with the ability to make any accurate determination; spike value is high.
J6	The sample matrix interfered with the ability to make any accurate determination; spike value is low.
O1	The analyte failed the method required serial dilution test and/or subsequent post-spike criteria. These failures indicate matrix interference.



GLOSSARY OF TERMS

Qualifier	Description
V	The sample concentration is too high to evaluate accurate spike recoveries.

¹Cp

²Tc

³Ss

⁴Cn

⁵Sr

⁶Qc

⁷Gl

⁸Al

⁹Sc

ACCREDITATIONS & LOCATIONS

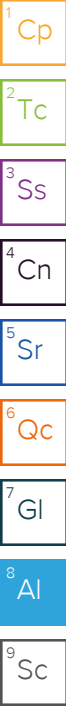
Pace Analytical National 12065 Lebanon Rd Mount Juliet, TN 37122

Alabama	40660	Nebraska	NE-OS-15-05
Alaska	17-026	Nevada	TN000032021-1
Arizona	AZ0612	New Hampshire	2975
Arkansas	88-0469	New Jersey--NELAP	TN002
California	2932	New Mexico ¹	TN00003
Colorado	TN00003	New York	11742
Connecticut	PH-0197	North Carolina	Env375
Florida	E87487	North Carolina ¹	DW21704
Georgia	NELAP	North Carolina ³	41
Georgia ¹	923	North Dakota	R-140
Idaho	TN00003	Ohio--VAP	CL0069
Illinois	200008	Oklahoma	9915
Indiana	C-TN-01	Oregon	TN200002
Iowa	364	Pennsylvania	68-02979
Kansas	E-10277	Rhode Island	LA000356
Kentucky ^{1 6}	KY90010	South Carolina	84004002
Kentucky ²	16	South Dakota	n/a
Louisiana	AI30792	Tennessee ^{1 4}	2006
Louisiana	LA018	Texas	T104704245-20-18
Maine	TN00003	Texas ⁵	LAB0152
Maryland	324	Utah	TN000032021-11
Massachusetts	M-TN003	Vermont	VT2006
Michigan	9958	Virginia	110033
Minnesota	047-999-395	Washington	C847
Mississippi	TN00003	West Virginia	233
Missouri	340	Wisconsin	998093910
Montana	CERT0086	Wyoming	A2LA
A2LA -- ISO 17025	1461.01	AIHA-LAP,LLC EMLAP	100789
A2LA -- ISO 17025 ⁵	1461.02	DOD	1461.01
Canada	1461.01	USDA	P330-15-00234
EPA--Crypto	TN00003		

¹ Drinking Water ² Underground Storage Tanks ³ Aquatic Toxicity ⁴ Chemical/Microbiological ⁵ Mold ⁶ Wastewater n/a Accreditation not applicable

* Not all certifications held by the laboratory are applicable to the results reported in the attached report.

* Accreditation is only applicable to the test methods specified on each scope of accreditation held by Pace Analytical.



Pace® Location Requested (City/State): Pace National, 12065 Lebanon Road, Mt. Juliet, TN 37122		CHAIN-OF-CUSTODY Analytical Request Document <small>Chain-of-Custody is a LEGAL DOCUMENT - Complete all relevant fields</small>		 Scan QR Code for instructions											
Company Name: CTEH, LLC Street Address: 5120 North Shore Drive, North Little Rock, AR 72118		Contact/Report To: Lab Results, Kyle Lawrence, Tami McMullin, Andy Henault, Eric Catlin, Madelyn Klinkerman Phone #: E-Mail: labresults@cteh.com; kylelawrence@cteh.com; tmcnullin@cteh.com; ahenault@cteh.com Cx E-Mail: ecattin@cteh.com; mlinkerman@cteh.com													
Customer Project #: PROJ-054017 Project Name: Bishop LOC Site Collection Info/Facility ID (as applicable): Galeton, CO		Invoice to: CTEH Invoice E-mail: cteh@montrose-env.com Purchase Order # (if applicable): Quote #:													
Time Zone Collected: [] AK [] PT <input checked="" type="checkbox"/> MT [] CT [] ET Data Deliverables: <input checked="" type="checkbox"/> Level II [] Level III [] Level IV <input type="checkbox"/> EQUIS <input type="checkbox"/> Other		Regulatory Program (DW, RCRA, etc.) as applicable: Rush (Pre-approval required): <input type="checkbox"/> Same Day [] 1 Day [] 2 Day [] 3 Day Other ASAP Date Results Requested:		Reportable [] Yes [] No DW PWSID # or WW Permit # as applicable: Field Filtered (if applicable): [] Yes [] No Analysis:											
County / State origin of sample(s): CO				Specify Container Size ** <table border="1" style="width:100%; text-align: center;"> <tr> <td>8oz</td><td>8oz</td><td>8oz</td><td>8oz</td><td>6</td></tr> <tr> <td>1</td><td>1</td><td>1</td><td>1</td><td>4</td></tr> </table>		8oz	8oz	8oz	8oz	6	1	1	1	1	4
8oz	8oz	8oz	8oz	6											
1	1	1	1	4											
				Container Size: (1) 1L, (2) 500mL, (3) 250mL, (4) 125mL, (5) 100mL, (6) 40mL vial, (7) EnCore, (8) TerraCore, (9) 90mL, (10) Other *Preservative Types: (1) None, (2) HNO3, (3) H2SO4, (4) HCl, (5) NaOH, (6) Zn Acetate, (7) NaHSO4, (8) Sod. Thiosulfate, (9) Ascorbic Acid, (10) MeOH, (11) Other											
Customer Sample ID GACO0430T062S001		Matrix * SS		Comp / Grab G											
Composite Start Date Time - - 4/30/2025 0918		Collected or Composite End Date Time 3 - -		# Cont. Result Units 3 - -											
				Residual Chlorine Result Units - -											
				VOCs 8260D SVOCs 8270E; Metals 6010D Total NITRIN+NNH3 EPA 351.2/8056A TOC Walkley Black VOCs 8260D X X X X -											
				Lab Use Only Proj. Mgr: 546-Jared Starkey AcctNum / Client ID: CTEHER Table #: 1853789 Profile / Template: T271979 Prelog / Bottle Ord. ID: Sample Comment -01											
				Preservation non-conformance identified for sample.											

1.0+0.461.4
Sample Receipt Checklist
 COC Seal Present/Intact: ☒ Y ☐ N NP If Applicable
 COC Signed/Accurate: ☒ Y ☐ N VOA Zero Headspace: ☐ Y ☐ N
 Bottles arrive intact: ☒ Y ☐ N Pres. Correct/Check: ☐ Y ☐ N
 Correct bottles used: ☒ Y ☐ N
 Sufficient volume sent: ☒ Y ☐ N Condition: ☐ NCF ☒ OK
 RA Screen <0.5 mR/hr: ☒ Y ☐ N **3 TOTAL**

Additional Instructions from Pace®:
 VOCs - full list minus BTEX, 1,2,4-TMB, 1,3,5-TMB; SVOCs - full list minus PAHs, 1-methylnaphthalene, 2-methylnaphthalene; Metals - TAL minus RCRA, Cu, Ni, Zn

Relinquished by/Company: (Signature) <i>Matthew B. Hall</i>		Date/Time: 4-30-25 1800		Received by/Company: (Signature) <i>Matthew B. Hall</i>		Date/Time: 4-30-25 1800		Tracking Number:	
Relinquished by/Company: (Signature)		Date/Time:		Received by/Company: (Signature)		Date/Time:		Delivered by: [] In-Person [] Courier	
Relinquished by/Company: (Signature)		Date/Time:		Received by/Company: (Signature)		Date/Time:		[] FedEx [] UPS [] Other	
Relinquished by/Company: (Signature)		Date/Time:		Received by/Company: (Signature) <i>Christopher J. Hall</i>		Date/Time: 5/1/25 1300		Page: 1 of 1	