

**Division of Environmental Testing**

2115 N Scranton St Suite 3040A

Aurora, CO 80045

800-440-5184

April 25, 2024

1301 Academy St.  
Fort Collins, CO 80525  
800-288-2657  
lglazier@cgrs.com

**Project Manager :** Lauren Glazier  
**Project Name :** Western Operating 909J & 806 2024  
**Project Number :** 28154

Attached are the analytical results for Western Operating 909J & 806 2024 28154 received by Elevation Diagnostics, Division of Environmental Testing on April 02, 2024. This is associated with Elevation's number AA06923 .

The results were analyzed under the guidelines of various methods. These methods are identified in the report as follows: "SW" is referring to the EPA's SW-846 Compendium; "EPA" is referring to 40 CFR part 136; "HACH" is referring to a method which was validated by HACH®; "SM" is referring to a revision of the Standard Methods For the Examination of Water and Wastewater; and "ASTM" is referring to the standard test method set forth by ASTM International.

The analytical results in this report apply specifically to the samples listed in the attached Chain of Custody. This report may only be duplicated in full.

Any deviations to sample integrity, method specifications, or Elevation Diagnostics's standard operating procedures are documented in the report below.

Please contact us for any questions or comments concerning the content of this report.

Thank you,

Elevation Diagnostics, Division of Environmental Testing

Kristen Reichel  
Laboratory Director  
CSO,CCO






# Chain of Custody Form

# Elevation Diagnostics

2115 North Scranton Street Suite 3040A Aurora, CO 80045  
800.440.5184

Client: CGRS  
Address: 1301 Academy Ct  
City/State/ZIP: Fort Collins, CO 80525  
Phone: 315-657-4720  
Project Contact: Lauren Glazier

Project Name: Western Operating 909J & 806 2024 (#28154)  
Project Location: \_\_\_\_\_  
Collector Name: \_\_\_\_\_

Sample ID	Sample Description	Date Sampled	Time Sampled	# of containers	Preservative				Matrix			Analysis Requested										Notes
					HCl	HNO <sub>3</sub>	None	Other	Water	Soil	Other	pH, Conductivity	TDS, TSS, Alkalinity	Br, Cl, F, SO <sub>4</sub> , P, NO <sub>3</sub> , NO <sub>2</sub>	Sum of NO <sub>3</sub> & NO <sub>2</sub>	Ca, Fe, Mg, Mn, K, Na, Ba, B, Se, Sr	BTEX - N	TPH (GRO, ORO, DRO)	Ra 226, Ra 228			
1	Calcevic Farms	04/01/24	1130	1	6	5	1		X			✓	✓	✓	✓	✓	✓	✓	✓	✓	N-BTEX Includes- o-xylene, m-+p-xylene, total xylenes, and Naphthalene	
2	FORBES 1-14		1000	1	1	1	1		X			✓	✓	✓	✓	✓	✓	✓	✓	✓	909J table 3-1	
3	FORBES 1-23		1030	1	1	1	1		X			✓	✓	✓	✓	✓	✓	✓	✓	✓	ECMC FACILITY ID :	
4	Bobcat "D" UNIT		1230	1	1	1	1		X			✓	✓	✓	✓	✓	✓	✓	✓	✓		
5	Messenger 1-26	04/01/24	1130	1	1	1	1		X			✓	✓	✓	✓	✓	✓	✓	✓	✓		
6																						
7																						
8																						
9																						
10																						

Relinquished By: Michelle Bue  
Date/Time: 04/01/24 1630

Relinquished By: \_\_\_\_\_  
Date/Time: \_\_\_\_\_

Relinquished By: \_\_\_\_\_  
Date/Time: \_\_\_\_\_

Scan to Deliver Samples

Lab Use Only  
Observed Temperature Upon Receipt: 1.3°C  
Corrected Temperature Upon Receipt: 2.6°C  
Thermometer #: EDKEQ238  
Correction Factor: +1.3°C

Samples Intact: Yes No  
pH Checked: Yes No  
pH Adjusted: Yes No  
Name/Lot Number of Adjustment: 2024-04-02-003 LOT 205423



EFOR-008.002

**Division of Environmental Testing**

2115 N Scranton St Suite 3040A

Aurora, CO 80045

800-440-5184

**Report Date :** 4/25/2024**Report Time :** 13:24**FINAL RESULTS REPORT****Project Manager:** Lauren Glazier**Project Name:** Western Operating 909J & 800**Project Number:** 28154

Sample ID	Customer ID	Collected	Dilution	Result	Units	RL	Method Ref.
Analyte Name		Analysis Start					Recovery
AA06923-1	Messenger 1-26	Collected : 04/01/2024	13:30				
Anions - Bromide		04/03/2024	11:49 5.00	66.6619	mg/L	0.1	EPA 300.0
Anions - Chloride		04/03/2024	11:49 501.00	7556.8162	mg/L	0.2	EPA 300.0
Anions - Fluoride		04/03/2024	11:49 5.00	<0.5 - RL1	mg/L	0.5	EPA 300.0
Anions - Nitrate		04/03/2024	11:49 5.00	<0.5 - RL1	mg/L	0.5	EPA 300.0
Anions - Nitrite		04/03/2024	11:49 5.00	<0.5 - RL1	mg/L	0.5	EPA 300.0
Anions - Sulfate		04/03/2024	11:49 5.00	18.032	mg/L	0.2	EPA 300.0
Bicarbonate Alkalinity		04/02/2024	16:56	1340.008	mg/L		SM 2320B
Carbonate Alkalinity		04/02/2024	16:57	0	mg/L		SM 2320B
Conductivity		04/04/2024	12:20	22000	µS/cm	20	EPA 9050A & 120.1
Nitrate as Nitrogen		04/04/2024	13:52	<0.1129			
Nitrate, Anions		04/04/2024	13:52	<0.5			
Nitrite as Nitrogen		04/04/2024	13:52	<0.1522			
Nitrite, Anions		04/04/2024	13:52	<0.5			
pH, Water Temperature		04/02/2024	16:51	18.6	°C		
pH, Water		04/02/2024	16:51	7.95	S.U.	0.01	EPA9040C, EPA150.1
Sum of Nitrate and Nitrite as Nitrogen		04/04/2024	13:52	<0.1522			
Total Alkalinity		04/02/2024	16:53	1340.008	mg/L		SM 2320B
Total Dissolved Solids		04/05/2024	12:06	13964	mg/L	10.00	SM2540C, EPA160.1
Total Suspended Solids		04/03/2024	15:42	14	mg/L	4.00	SM2540D, EPA160.2
AA06923-2	Messenger 1-26	Collected : 04/01/2024	13:30				
Total Metals, Aqueous - Barium		04/11/2024	09:14 10.00	513.391	µg/L	0.283	EPA3010A&3005A
Total Metals, Aqueous - Boron		04/11/2024	09:14 100.00	20701.075	µg/L	10.000	EPA3010A&3005A
Total Metals, Aqueous - Calcium		04/11/2024	09:14 100.00	89642.878	µg/L	20.000	EPA3010A&3005A
Total Metals, Aqueous - Iron		04/11/2024	09:14 10.00	270.739	µg/L	10.000	EPA3010A&3005A
Total Metals, Aqueous - Magnesium		04/11/2024	09:14 100.00	9679.532	µg/L	20.000	EPA3010A&3005A
Total Metals, Aqueous - Manganese		04/11/2024	09:14 10.00	111.187	µg/L	0.500	EPA3010A&3005A
Total Metals, Aqueous - Phosphorous		04/11/2024	09:14 10.00	424.319	µg/L	10.000	EPA3010A&3005A
Total Metals, Aqueous - Potassium		04/11/2024	09:14 100.00	25686.834	µg/L	25.000	EPA3010A&3005A
Total Metals, Aqueous - Selenium		04/11/2024	09:14 10.00	<0.985	µg/L	0.985	EPA3010A&3005A
Total Metals, Aqueous - Sodium		04/11/2024	09:14 100,000.00	5364846.101	µg/L	20.000	EPA3010A&3005A
Total Metals, Aqueous - Strontium		04/11/2024	09:14 10.00	3355.460	µg/L	0.250	EPA3010A&3005A
AA06923-3	Messenger 1-26	Collected : 04/01/2024	13:30				
DRO/ORO, Aqueous - DRO		04/11/2024	16:18	11.304	mg/L	0.613	A 8015D, TCEQ Method TX1
DRO/ORO, Aqueous - ORO		04/11/2024	16:18	21.158	mg/L	12.264	A 8015D, TCEQ Method TX1
Gasoline Range Organics, Aqueous		04/15/2024	11:33 100.00	18562.94	µg/L	225.80	EPA 8260
Volatile Organic Compounds - Benzene		04/11/2024	09:39 1,000.00	2559.13	µg/L	0.72	EPA 8260d
Volatile Organic Compounds - Ethylbenzene		04/11/2024	09:39 100.00	298.22	µg/L	0.78	EPA 8260d
Volatile Organic Compounds - m&p-Xylene		04/11/2024	09:39 100.00	1314.05	µg/L	1.81	EPA 8260d
Volatile Organic Compounds - Naphthalene		04/11/2024	09:39 100.00	165.52	µg/L	1.00	EPA 8260d
Volatile Organic Compounds - o-Xylene		04/11/2024	09:39 100.00	591.85	µg/L	0.99	EPA 8260d
Volatile Organic Compounds - Toluene		04/11/2024	09:39 1,000.00	4232.97	µg/L	0.70	EPA 8260d
Volatile Organic Compounds - Xylenes, total		04/11/2024	09:39 100.00	1905.90	µg/L	2.80	EPA 8260d
AA06923-4	Messenger 1-26	Collected : 04/01/2024	13:30				
Radium-226		04/19/2024	13:57	9.99 - I	pCi/L	1.00	EPA 903.1

**Division of Environmental Testing**

2115 N Scranton St Suite 3040A

Aurora, CO 80045

800-440-5184

**Report Date :** 4/25/2024**Report Time :** 13:24**FINAL RESULTS REPORT****Project Manager:** Lauren Glazier**Project Name:** Western Operating 909J & 800**Project Number:** 28154

Sample ID	Customer ID	Collected	Dilution	Result	Units	RL	Method Ref.
Analyte Name		Analysis Start					Recovery
Radium-228		04/19/2024 13:57		22.0 - I	pCi/L	3.00	EPA 904.0

**QC Report**

ALKALINITY-2496		Reporting Limit	Units	Spike Level	Source Result	%Rec	% REC Limits	RPD	RPD Limit
Analyte	Result								
DUP AA06919	1605.699		mg CaCO3/L		1594.147			0.72203	
LCS AA06950	40.431		mg CaCO3/L	40.000		101			
LCS AA06951	958.799		mg CaCO3/L	1000.000		95.9			
CONDUCTANCE EPA-2529		Reporting Limit	Units	Spike Level	Source Result	%Rec	% REC Limits	RPD	RPD Limit
Analyte	Result								
DUP AA06919	3720	20	µS/cm		3730			0.26846	-5 - 5
LCS AA07013	10100	20	µS/cm	10000		101	80 -		
LCS AA07014	10170	20	µS/cm	10000		102	80 -		
GRO-2657		Reporting Limit	Units	Spike Level	Source Result	%Rec	% REC Limits	RPD	RPD Limit
Analyte	Result								
DUP AA06855	255545		µg/L		<22580			1.9939	
Matrix Spike AA06855	250500		µg/L	215000	<22580	117			
MB AA07220	<225.80		µg/L						
LCS AA07221	2495.10		µg/L	2150		116			
LCS AA07222	2412.10		µg/L	2150		112			
PH_W-2495		Reporting Limit	Units	Spike Level	Source Result	%Rec	% REC Limits	RPD	RPD Limit
Analyte	Result								
DUP AA06919	8.27	0.01	S.U.		7.97			3.6946	-5 - 5
LCS AA06948	6.91	0.01	S.U.	6.86		101	95 - 105		
LCS AA06949	6.90	0.01	S.U.	6.86		101	95 - 105		
TDS-2520		Reporting Limit	Units	Spike Level	Source Result	%Rec	% REC Limits	RPD	RPD Limit
Analyte	Result								
MB AA06993	<10.00	10.00	mg/L						
LCS AA06994	2952	10	mg/L	3000		98.4	85 - 115		
DUP AA06995	2952		mg/L					0.67981	
LCS AA06995	2932	10	mg/L	3000		97.7	85 - 115		
TSS-2510		Reporting Limit	Units	Spike Level	Source Result	%Rec	% REC Limits	RPD	RPD Limit
Analyte	Result								
MB AA06970	<4	4	mg/L						
LCS AA06971	502		mg/L	500		100	85 - 115		
DUP AA06972	502		mg/L					0.8000	
LCS AA06972	498		mg/L	500		99.6	85 - 115		

**Division of Environmental Testing**

2115 N Scranton St Suite 3040A

Aurora, CO 80045

800-440-5184

**FINAL RESULTS REPORT****Report Date :** 4/25/2024**Report Time :** 13:24**Project Manager:** Lauren Glazier**Project Name:** Western Operating 909J & 800**Project Number:** 28154**QC Report**

Analyte	Result	Reporting Limit	Units	Spike Level	Source Result	%Rec	% REC Limits	RPD	RPD Limit
---------	--------	-----------------	-------	-------------	---------------	------	--------------	-----	-----------

**ANIONS-2489****AA06919****DUP**

Bromide	11.4185		ppm		1.5060			0.195	
Chloride	242.9168		ppm		233.6088			0.366	
Fluoride	15.2124		ppm		4.3961			0.561	
Iodide	Not Tested		ppm						
Nitrate	993.8183		ppm		0.8907			1.07	
Nitrite	990.9999		ppm		<0.5			0.649	
Phosphate	Not Tested		ppm						
Sulfate	12.411		ppm		2.029			0.639	

**Matrix Spike**

Bromide	11.3962		ppm	10	1.5060	98.9			
Chloride	242.0294		ppm	10	233.6088	84.2			
Fluoride	15.1273		ppm	10	4.3961	107			
Iodide	Not Tested		ppm						
Nitrate	1004.4694		ppm	1000	0.8907	100			
Nitrite	984.5895		ppm	1000	<0.5	98.5			
Phosphate	Not Tested		ppm						
Sulfate	12.332		ppm	10	2.029	103			

**AA06937****MB**

Bromide	Not Detected		ppm						
Chloride	0.0225		ppm						
Fluoride	Not Detected		ppm						
Iodide	Not Tested		ppm						
Nitrate	Not Detected		ppm						
Nitrite	Not Detected		ppm						
Phosphate	Not Tested		ppm						
Sulfate	Not Detected		ppm						

**AA06938****LCS**

Bromide	1.9697		ppm			98.5			
Chloride	1.9717		ppm			98.6			
Fluoride	2.0318		ppm			102			
Iodide	Not Tested		ppm						
Nitrate	1.9821		ppm			99.1			
Nitrite	2.0065		ppm			100			
Phosphate	Not Tested		ppm						
Sulfate	1.993		ppm			99.6			

**AA06939**

Bromide	1.8625		ppm			93.1			
Chloride	2.0819		ppm			104			
Fluoride	2.0171		ppm			101			



## Division of Environmental Testing

2115 N Scranton St Suite 3040A

Aurora, CO 80045

800-440-5184

Report Date : 4/25/2024

Report Time : 13:24

## FINAL RESULTS REPORT

Project Manager: Lauren Glazier

Project Name: Western Operating 909J & 800

Project Number: 28154

### QC Report

Analyte	Result	Reporting Limit	Units	Spike Level	Source Result	%Rec	% REC Limits	RPD	RPD Limit
Iodide	Not Tested		ppm						
Nitrate	1.9347		ppm			96.7			
Nitrite	1.9531		ppm			97.7			
Phosphate	Not Tested		ppm						
Sulfate	1.958		ppm			97.9			

### DRO\_ORO\_AQUEOUS-2644

#### AA07200

##### MB

DRO	Not Detected	mg/L
ORO	Not Detected	mg/L

#### AA07201

##### LCS

DRO	34.167	mg/L	85.4
ORO	26.526	mg/L	66.3

#### AA07202

DRO	31.685	mg/L	79.2
ORO	27.967	mg/L	69.9

### METALS\_W-2484

#### AA06926

##### MB

Barium	-0.007	µg/L
Boron	0.111	µg/L
Calcium	-1.517	µg/L
Iron	-0.216	µg/L
Magnesium	0.011	µg/L
Manganese	-0.001	µg/L
Phosphorous	-0.950	µg/L
Potassium	-2.073	µg/L
Selenium	0.054	µg/L
Sodium	-6.466	µg/L
Strontium	-0.007	µg/L

#### AA06928

##### LCS

Barium	83.316	0.025	µg/L	92.6	80 - 120
Boron	87.714	25.000	µg/L	97.5	80 - 120
Calcium	947.451	25.000	µg/L	105	80 - 120
Iron	85.803	20.000	µg/L	95.3	80 - 120
Magnesium	86.175	25.000	µg/L	95.8	80 - 120
Manganese	86.834	0.050	µg/L	96.5	80 - 120
Phosphorous	90.404	10.000	µg/L	100	80 - 120
Potassium	86.068	25.000	µg/L	95.6	80 - 120
Selenium	85.474	1.000	µg/L	95.0	80 - 120
Sodium	79.653	25.000	µg/L	88.5	80 - 120
Strontium	73.487	0.025	µg/L	81.7	80 - 120



**Division of Environmental Testing**

2115 N Scranton St Suite 3040A

Aurora, CO 80045

800-440-5184

**FINAL RESULTS REPORT****Report Date :** 4/25/2024**Report Time :** 13:24**Project Manager:** Lauren Glazier**Project Name:** Western Operating 909J & 800**Project Number:** 28154**QC Report**

Analyte	Result	Reporting Limit	Units	Spike Level	Source Result	%Rec	% REC Limits	RPD	RPD Limit
<b>AA06929</b>									
Barium	84.791	0.025	µg/L			94.2	80 - 120		
Boron	90.336	25.000	µg/L			100	80 - 120		
Calcium	1002.804	25.000	µg/L			111	80 - 120		
Iron	84.060	20.000	µg/L			93.4	80 - 120		
Magnesium	86.810	25.000	µg/L			96.5	80 - 120		
Manganese	85.856	0.050	µg/L			95.4	80 - 120		
Phosphorous	90.470	10.000	µg/L			101	80 - 120		
Potassium	85.546	25.000	µg/L			95.1	80 - 120		
Selenium	87.651	1.000	µg/L			97.4	80 - 120		
Sodium	78.451	25.000	µg/L			87.2	80 - 120		
Strontium	75.129	0.025	µg/L			83.5	80 - 120		

**VOC\_8260\_W-2620****AA07164****MB**

1,2-Dichloroethane	Not Detected	µg/L
Benzene	<0.72	µg/L
Chloroform	Not Detected	µg/L
Chloromethane	<2.63	µg/L
Ethylbenzene	Not Detected	µg/L
m&p-Xylene	<1.81	µg/L
Naphthalene	<1.00	µg/L
o-Xylene	Not Detected	µg/L
Tetrachloroethylene	Not Detected	µg/L
Toluene	<0.70	µg/L
Xylene, total	<2.80	µg/L

**AA07165****LCS**

1,2-Dichloroethane	24.69	µg/L	98.8
Benzene	22.00	µg/L	88.0
Chloroform	20.49	µg/L	82.0
Chloromethane	26.45	µg/L	106
Ethylbenzene	23.67	µg/L	94.7
m&p-Xylene	51.21	µg/L	102
Naphthalene	21.07	µg/L	84.3
o-Xylene	25.49	µg/L	102
Tetrachloroethylene	29.00	µg/L	116
Toluene	25.35	µg/L	101
Xylene, total	76.70	µg/L	102

**AA07166**

1,2-Dichloroethane	25.18	µg/L	101
Benzene	22.86	µg/L	91.4
Chloroform	20.75	µg/L	83.0
Chloromethane	26.64	µg/L	107

**Division of Environmental Testing**

2115 N Scranton St Suite 3040A

Aurora, CO 80045

800-440-5184

**FINAL RESULTS REPORT****Report Date :** 4/25/2024**Report Time :** 13:24**Project Manager:** Lauren Glazier**Project Name:** Western Operating 909J & 800**Project Number:** 28154**QC Report**

Analyte	Result	Reporting Limit	Units	Spike Level	Source Result	%Rec	% REC Limits	RPD	RPD Limit
Ethylbenzene	25.20		µg/L			101			
m&p-Xylene	54.54		µg/L			109			
Naphthalene	24.36		µg/L			97.4			
o-Xylene	26.63		µg/L			107			
Tetrachloroethylene	31.26		µg/L			125			
Toluene	26.97		µg/L			108			
Xylene, total	81.17		µg/L			108			

QualifierExplanation

H1	Sample received outside of regulatory holding time.
H2	Sample analyzed outside of regulatory holding time due to a laboratory error.
P1	Sample received outside temperature requirements, 0-6°C.
P2	Sample received unpreserved.
P3	Broken or leaking sample container.
P4	Sample improperly collected
P5	Sample incorrectly preserved
B1	Blank failed high, indicating possible high bias in sample results.
B2	Blank failed low, indicating possible low bias in sample results.
MS	Matrix Spike / Matrix Spike Duplicate recovery and/or RPD limit exceeded, indicating potential matrix interference.
D1	Duplicate RPD limit exceeded due to low sample concentration.
D2	Duplicate RPD limit exceeded due to matrix interference.
S	Surrogate recovery failed, indicating potential matrix interference.
RL1	Reporting limits raised due to matrix interference.
RL2	Reporting limits raised due to limited sample.
U	Sample result less than method detection limit.
J	Sample result less than reporting limit but higher than method detection limit.
E	Electronic loss or corruption of data.
I	Subcontracted sample