

Session Report

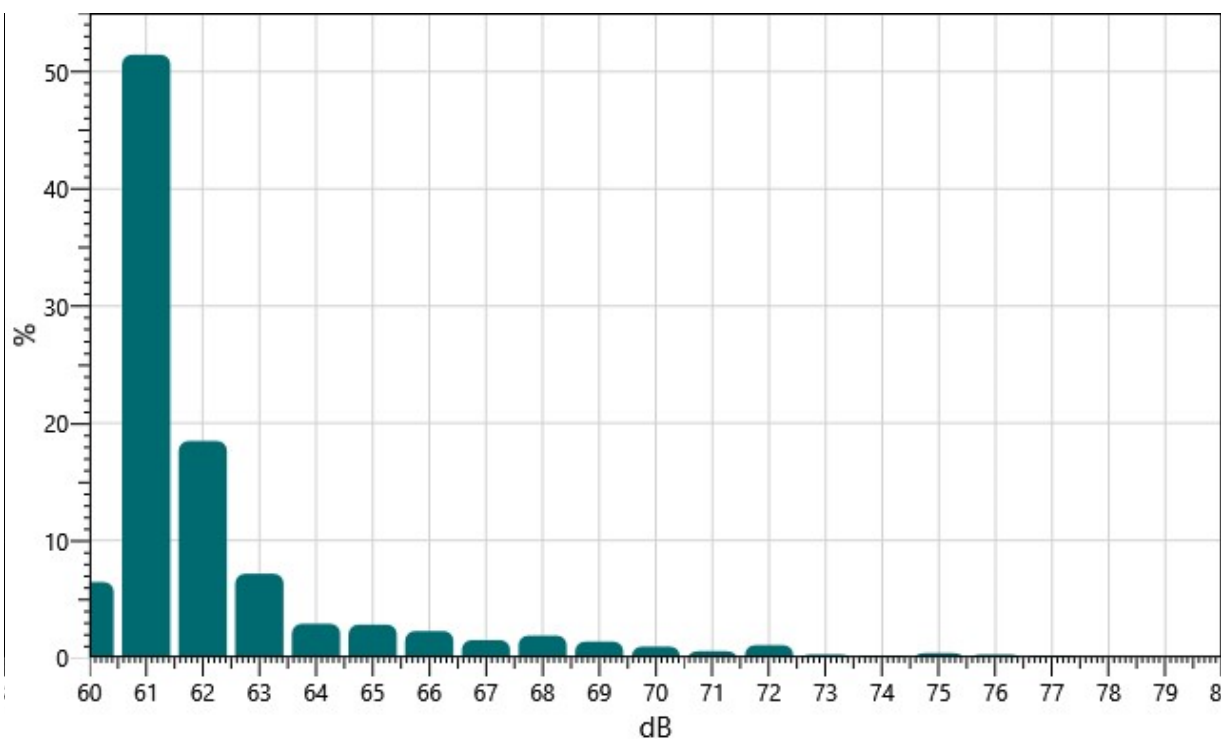
10/24/2022

Information Panel

Name	S167_BGN010009_24102022_134557
Start Time	10/20/2022 8:37:16 AM
Stop Time	10/20/2022 8:54:17 AM
Device Name	BGN010009
Model Type	SoundPro DL
Device Firmware Rev	R.13F
Comments	

Statistics Chart

S167_BGN010009_24102022_134557: Statistics Chart



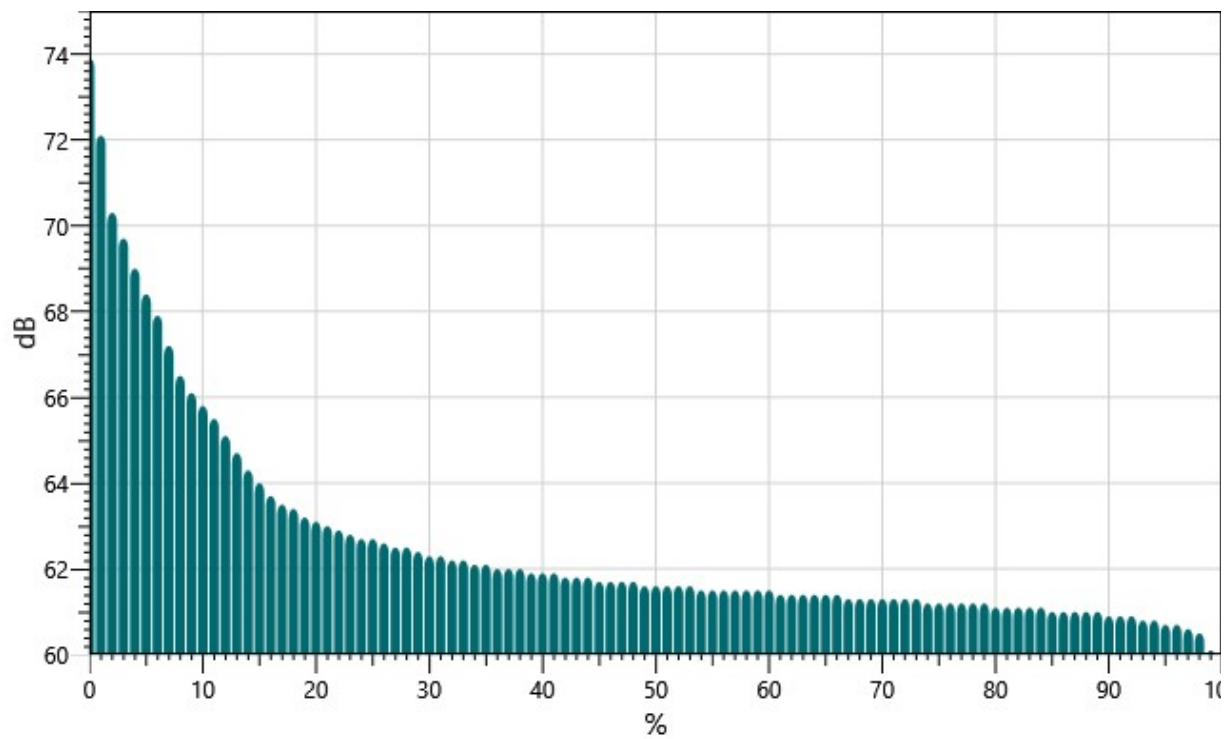
Statistics Table

dB:	0.0	0.1	0.2	0.3	0.4	0.5	0.6	0.7	0.8	0.9	%
60:	0.00	0.00	0.00	0.08	0.19	0.30	0.66	1.08	1.73	2.39	6.44
61:	3.41	4.39	5.37	6.14	6.70	6.53	6.10	5.31	4.20	3.30	51.45
62:	2.92	2.43	2.22	1.88	1.83	1.64	1.54	1.40	1.37	1.25	18.48
63:	1.32	1.27	0.66	0.71	0.51	0.52	0.65	0.65	0.46	0.41	7.15

64:	0.39	0.26	0.33	0.31	0.29	0.25	0.24	0.28	0.29	0.24	2.88
65:	0.23	0.21	0.23	0.16	0.30	0.33	0.37	0.34	0.31	0.32	2.81
66:	0.35	0.40	0.21	0.25	0.22	0.18	0.19	0.18	0.18	0.11	2.26
67:	0.17	0.15	0.13	0.12	0.12	0.15	0.15	0.15	0.19	0.17	1.49
68:	0.16	0.18	0.23	0.22	0.21	0.20	0.14	0.16	0.26	0.13	1.88
69:	0.09	0.12	0.10	0.12	0.14	0.18	0.14	0.21	0.15	0.11	1.35
70:	0.22	0.23	0.20	0.15	0.06	0.02	0.01	0.01	0.01	0.01	0.93
71:	0.02	0.03	0.08	0.06	0.07	0.05	0.06	0.06	0.04	0.08	0.54
72:	0.11	0.12	0.10	0.06	0.09	0.09	0.09	0.16	0.16	0.07	1.05
73:	0.06	0.07	0.08	0.02	0.01	0.01	0.01	0.01	0.01	0.01	0.27
74:	0.01	0.01	0.01	0.01	0.01	0.01	0.01	0.05	0.03	0.03	0.17
75:	0.03	0.03	0.03	0.03	0.06	0.04	0.03	0.03	0.05	0.06	0.38
76:	0.05	0.05	0.06	0.05	0.02	0.01	0.01	0.01	0.01	0.01	0.27
77:	0.01	0.02	0.01	0.01	0.01	0.01	0.01	0.01	0.02	0.04	0.16
78:	0.01	0.00	0.00	0.00	0.00	0.00	0.00	0.00	0.00	0.00	0.01

Exceedance Chart

S167_BGN010009_24102022_134557: Exceedance Chart



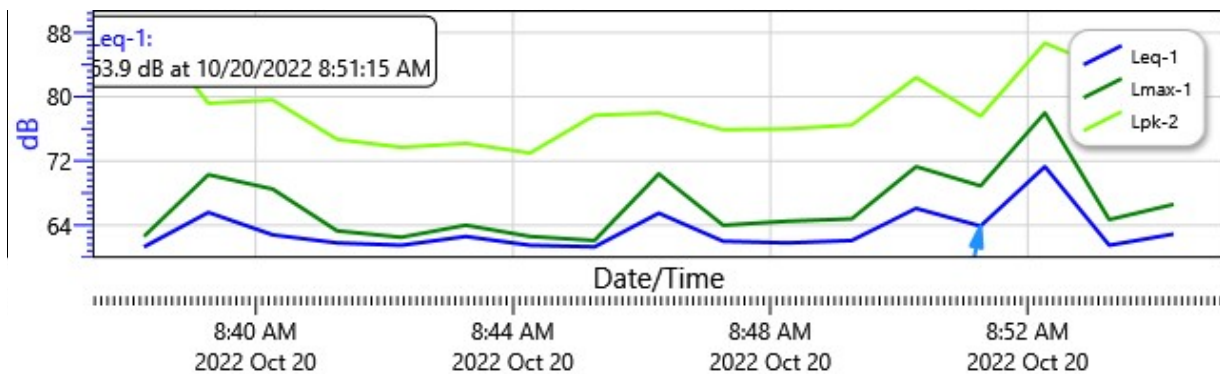
Exceedance Table

.	0%	1%	2%	3%	4%	5%	6%	%7	%8	%9
---	----	----	----	----	----	----	----	----	----	----

0%:	73.9	72.1	70.3	69.7	69.0	68.4	67.9	67.2	66.5
10%:	66.1	65.8	65.5	65.1	64.7	64.3	64.0	63.7	63.4
20%:	63.2	63.1	63.0	62.9	62.8	62.7	62.7	62.6	62.5
30%:	62.4	62.3	62.3	62.2	62.2	62.1	62.1	62.0	62.0
40%:	61.9	61.9	61.9	61.8	61.8	61.8	61.7	61.7	61.7
50%:	61.6	61.6	61.6	61.6	61.6	61.5	61.5	61.5	61.5
60%:	61.5	61.5	61.4	61.4	61.4	61.4	61.4	61.4	61.3
70%:	61.3	61.3	61.3	61.3	61.3	61.2	61.2	61.2	61.2
80%:	61.2	61.1	61.1	61.1	61.1	61.1	61.0	61.0	61.0
90%:	61.0	60.9	60.9	60.9	60.8	60.8	60.7	60.7	60.6
100%:	60.1								

Logged Data Chart

S167_BGN010009_24102022_134557: Logged Data Chart



Summary Data Panel

Description	Meter	Value	Description	Meter	Value
Leq	1	64.3 dB			
Exchange Rate	1	3 dB	Weighting	1	C
Response	1	SLOW	Bandwidth	1	OFF
Exchange Rate	2	3 dB	Weighting	2	C
Response	2	SLOW			