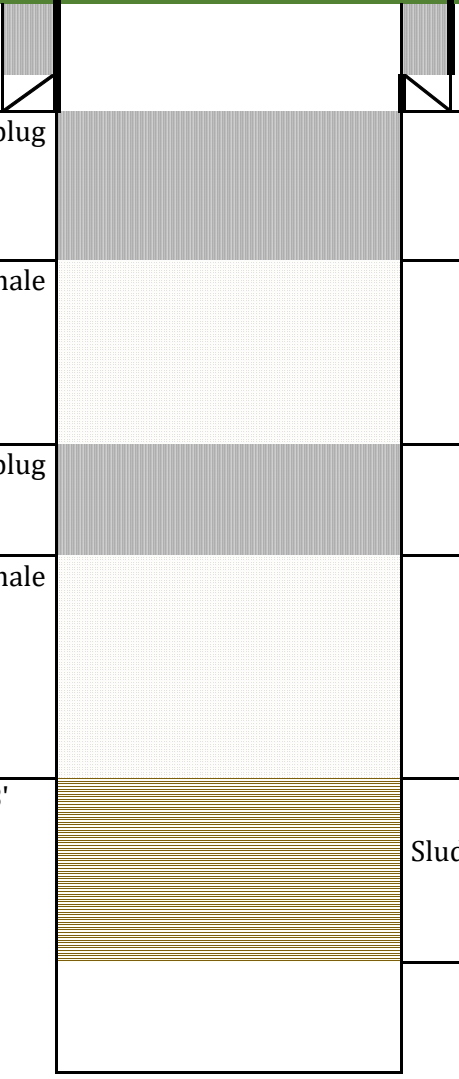







**Equity Oil & Gas
Emerald #C-134
API # 103-05446**

3' of Cement		10 3/4" Csg set @ 28' from surface
148' Cement plug		Plug #4 Class ASTM C Cement 152' to 4' from surface 95-115 Sacks
298' Rock & shale plug		Plug #3 Shale & rock plug 450' to 152'
150' Cement plug		Plug #2 Class ASTM C Cement 600' to 450' 120-125 sacks
888' Rock & shale plug		Plug #1 Shale & rock mix 1488' to 600'
TD @ 1488'		Sludge, rock & mud bridged off (Unable to get to bottom)
		<u>Surface</u> Open hole to <u>1488'</u> Open hole size 11" to 13"