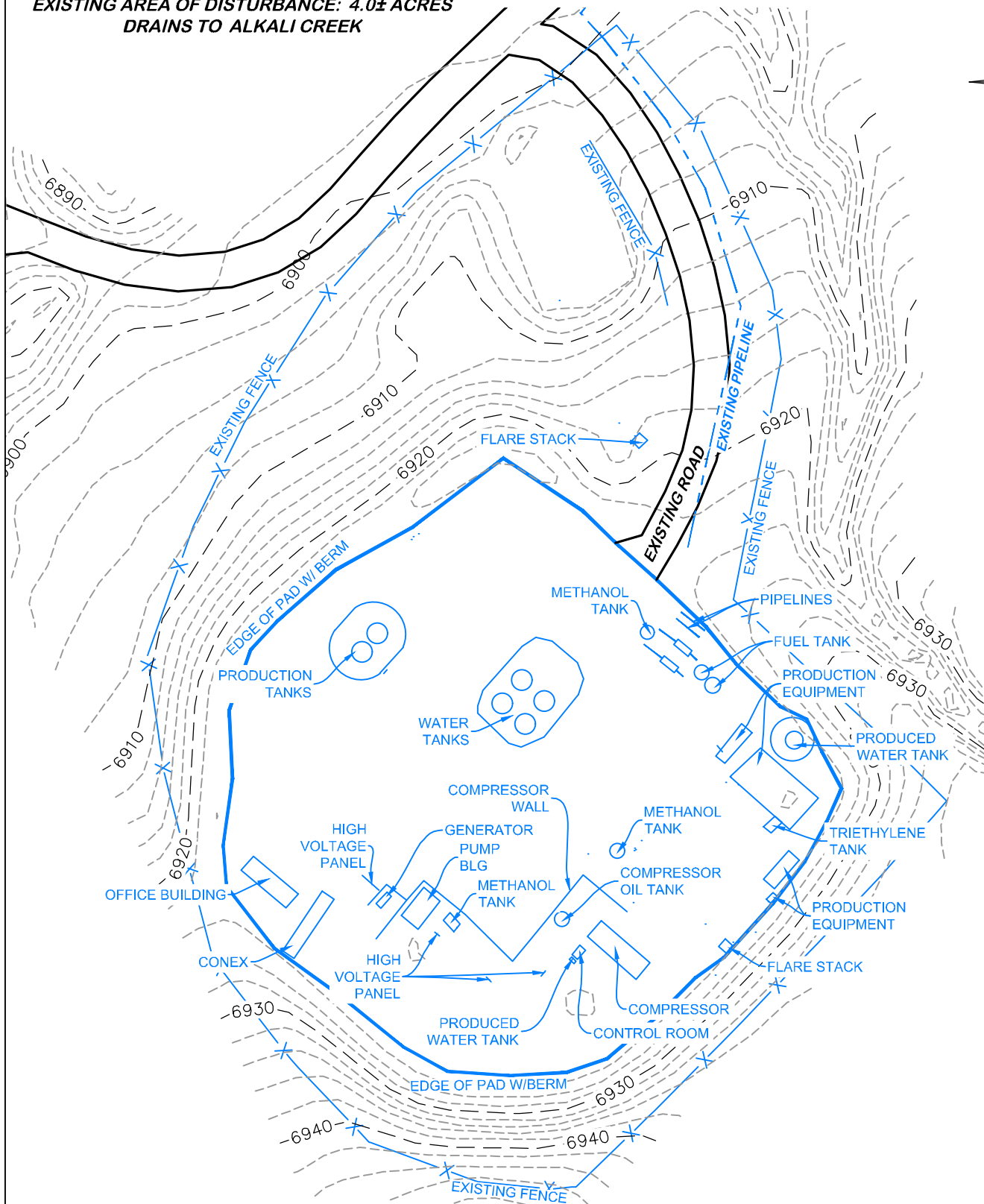



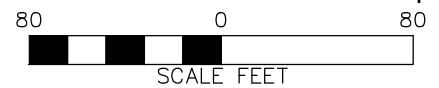
AS-BUILT ELEVATION: 6923.3'  
 EXISTING AREA OF DISTURBANCE: 4.0± ACRES  
 DRAINS TO ALKALI CREEK

# FACILITY LAYOUT



**BEFORE DIGGING  
 CALL FOR  
 UTILITY LINE LOCATION**

## ALKALI CREEK COMPRESSOR STATION



SEC 15  
 SEC 14



**DRIFFIN & ASSOCIATES, INC.**

(307) 362-5028

1414 ELK ST., ROCK SPRINGS, WY 82901

DRAWN: 01/14/2020 - TCM

SCALE: 1" = 80'

REVISED: 1/29/2020 - TCM

DRG JOB No. 22031

MISC. REVISIONS

02 FACILITY

## CONSTRUCTION LAYOUT DRAWING

**FACILITY LAYOUT  
 LARAMIE ENERGY, LLC  
 ALKALI CREEK COMPRESSOR STATION  
 NESE, SECTION 15, T. 8 S., R. 92 W., 6th P.M.,  
 MESA COUNTY, COLORADO**