

April 17, 2018

HRM Resources, LLC - Denver, CO

Sample Delivery Group: L985445
Samples Received: 04/13/2018
Project Number:
Description: Kelton

Report To: Dave Nicholson
410 17th St., Ste. 1600
Denver, CO 80202

Entire Report Reviewed By:



Mark W. Beasley
Technical Service Representative

Results relate only to the items tested or calibrated and are reported as rounded values. This test report shall not be reproduced, except in full, without written approval of the laboratory. Where applicable, sampling conducted by ESC is performed per guidance provided in laboratory standard operating procedures: 060302, 060303, and 060304.



Cp: Cover Page	1	¹ Cp
Tc: Table of Contents	2	
Ss: Sample Summary	3	² Tc
Cn: Case Narrative	4	
Sr: Sample Results	5	³ Ss
KELTON-W-1 L985445-01	5	
Qc: Quality Control Summary	6	⁴ Cn
Volatile Organic Compounds (GC) by Method 8015/8021	6	⁵ Sr
Gl: Glossary of Terms	8	
Al: Accreditations & Locations	9	⁶ Qc
Sc: Sample Chain of Custody	10	⁷ Gl
		⁸ Al
		⁹ Sc

KELTON-W-1 L985445-01 GW

Collected by
Dave Nicholson

Collected date/time
04/11/18 08:00

Received date/time
04/13/18 08:45

Method	Batch	Dilution	Preparation date/time	Analysis date/time	Analyst
Volatile Organic Compounds (GC) by Method 8015/8021	WG1097880	1	04/14/18 08:11	04/14/18 08:11	ACG

1Cp

2Tc

3Ss

4Cn

5Sr

6Qc

7Gl

8Al

9Sc



All sample aliquots were received at the correct temperature, in the proper containers, with the appropriate preservatives, and within method specified holding times, unless qualified or notated within the report. Where applicable, all MDL (LOD) and RDL (LOQ) values reported for environmental samples have been corrected for the dilution factor used in the analysis. All radiochemical sample results for solids are reported on a dry weight basis with the exception of tritium, carbon-14 and radon, unless wet weight was requested by the client. All Method and Batch Quality Control are within established criteria except where addressed in this case narrative, a non-conformance form or properly qualified within the sample results. By my digital signature below, I affirm to the best of my knowledge, all problems/anomalies observed by the laboratory as having the potential to affect the quality of the data have been identified by the laboratory, and no information or data have been knowingly withheld that would affect the quality of the data.

Mark W. Beasley
Technical Service Representative

¹ Cp

² Tc

³ Ss

⁴ Cn

⁵ Sr

⁶ Qc

⁷ Gl

⁸ Al

⁹ Sc



Volatile Organic Compounds (GC) by Method 8015/8021

Analyte	Result mg/l	Qualifier	RDL mg/l	Dilution	Analysis date / time	Batch
Benzene	ND		0.000500	1	04/14/2018 08:11	WG1097880
Toluene	ND		0.00100	1	04/14/2018 08:11	WG1097880
Ethylbenzene	ND		0.000500	1	04/14/2018 08:11	WG1097880
Total Xylene	ND		0.00150	1	04/14/2018 08:11	WG1097880
TPH (GC/FID) Low Fraction	ND		0.100	1	04/14/2018 08:11	WG1097880
(S) a,a,a-Trifluorotoluene(FID)	95.8		77.0-122		04/14/2018 08:11	WG1097880
(S) a,a,a-Trifluorotoluene(PID)	96.5		80.0-121		04/14/2018 08:11	WG1097880

¹ Cp² Tc³ Ss⁴ Cn⁵ Sr⁶ Qc⁷ Gl⁸ Al⁹ Sc



Method Blank (MB)

(MB) R3301948-5 04/14/18 05:13

Analyte	MB Result mg/l	MB Qualifier	MB MDL mg/l	MB RDL mg/l
Benzene	U		0.000190	0.000500
Toluene	U		0.000412	0.00100
Ethylbenzene	U		0.000160	0.000500
Total Xylene	U		0.000510	0.00150
TPH (GC/FID) Low Fraction	U		0.0314	0.100
(S) a,a,a-Trifluorotoluene(FID)	97.8			77.0-122
(S) a,a,a-Trifluorotoluene(PID)	98.2			80.0-121

¹ Cp

² Tc

³ Ss

⁴ Cn

⁵ Sr

⁶ Qc

⁷ Gl

⁸ Al

⁹ Sc

Laboratory Control Sample (LCS) • Laboratory Control Sample Duplicate (LCSD)

(LCS) R3301948-1 04/14/18 03:22 • (LCSD) R3301948-2 04/14/18 03:44

Analyte	Spike Amount mg/l	LCS Result mg/l	LCSD Result mg/l	LCS Rec. %	LCSD Rec. %	Rec. Limits %	LCS Qualifier	LCSD Qualifier	RPD %	RPD Limits %
Benzene	0.0500	0.0469	0.0395	93.9	79.1	71.0-121			17.1	20
Toluene	0.0500	0.0486	0.0405	97.1	81.1	72.0-120			18.0	20
Ethylbenzene	0.0500	0.0488	0.0406	97.5	81.1	75.0-122			18.3	20
Total Xylene	0.150	0.151	0.123	100	82.2	74.0-124		J3	19.9	20
(S) a,a,a-Trifluorotoluene(FID)				97.8	98.0	77.0-122				
(S) a,a,a-Trifluorotoluene(PID)				97.4	97.0	80.0-121				

Laboratory Control Sample (LCS) • Laboratory Control Sample Duplicate (LCSD)

(LCS) R3301948-3 04/14/18 04:06 • (LCSD) R3301948-4 04/14/18 04:29

Analyte	Spike Amount mg/l	LCS Result mg/l	LCSD Result mg/l	LCS Rec. %	LCSD Rec. %	Rec. Limits %	LCS Qualifier	LCSD Qualifier	RPD %	RPD Limits %
TPH (GC/FID) Low Fraction	5.50	5.47	5.39	99.4	97.9	71.0-136			1.52	20
(S) a,a,a-Trifluorotoluene(FID)				103	102	77.0-122				
(S) a,a,a-Trifluorotoluene(PID)				108	108	80.0-121				



L985445-01 Original Sample (OS) • Matrix Spike (MS) • Matrix Spike Duplicate (MSD)

(OS) L985445-01 04/14/18 08:11 • (MS) R3301948-6 04/14/18 13:04 • (MSD) R3301948-7 04/14/18 13:26

Analyte	Spike Amount mg/l	Original Result mg/l	MS Result mg/l	MSD Result mg/l	MS Rec. %	MSD Rec. %	Dilution	Rec. Limits %	MS Qualifier	MSD Qualifier	RPD %	RPD Limits %
Benzene	0.0500	ND	0.0434	0.0489	86.3	97.2	1	29.0-146			11.9	20
Toluene	0.0500	ND	0.0446	0.0493	89.2	98.7	1	35.0-140			10.0	20
Ethylbenzene	0.0500	ND	0.0443	0.0495	88.6	98.9	1	39.0-143			11.0	20
Total Xylene	0.150	ND	0.136	0.151	90.6	101	1	42.0-142			10.4	20
(S) a,a,a-Trifluorotoluene(FID)					96.4	95.9		77.0-122				
(S) a,a,a-Trifluorotoluene(PID)					95.9	96.1		80.0-121				

L985445-01 Original Sample (OS) • Matrix Spike (MS) • Matrix Spike Duplicate (MSD)

(OS) L985445-01 04/14/18 08:11 • (MS) R3301948-8 04/14/18 13:48 • (MSD) R3301948-9 04/14/18 14:11

Analyte	Spike Amount mg/l	Original Result mg/l	MS Result mg/l	MSD Result mg/l	MS Rec. %	MSD Rec. %	Dilution	Rec. Limits %	MS Qualifier	MSD Qualifier	RPD %	RPD Limits %
TPH (GC/FID) Low Fraction	5.50	ND	5.64	5.79	103	105	1	18.0-160			2.62	20
(S) a,a,a-Trifluorotoluene(FID)					101	102		77.0-122				
(S) a,a,a-Trifluorotoluene(PID)					107	108		80.0-121				

1
Cp

2
Tc

3
Ss

4
Cn

5
Sr

6
Qc

7
Gl

8
Al

9
Sc



Guide to Reading and Understanding Your Laboratory Report

The information below is designed to better explain the various terms used in your report of analytical results from the Laboratory. This is not intended as a comprehensive explanation, and if you have additional questions please contact your project representative.

Abbreviations and Definitions

MDL	Method Detection Limit.
ND	Not detected at the Reporting Limit (or MDL where applicable).
RDL	Reported Detection Limit.
Rec.	Recovery.
RPD	Relative Percent Difference.
SDG	Sample Delivery Group.
(S)	Surrogate (Surrogate Standard) - Analytes added to every blank, sample, Laboratory Control Sample/Duplicate and Matrix Spike/Duplicate; used to evaluate analytical efficiency by measuring recovery. Surrogates are not expected to be detected in all environmental media.
U	Not detected at the Reporting Limit (or MDL where applicable).
Analyte	The name of the particular compound or analysis performed. Some Analyses and Methods will have multiple analytes reported.
Dilution	If the sample matrix contains an interfering material, or if concentrations of analytes in the sample are higher than the highest limit of concentration that the laboratory can accurately report, the sample may be diluted for analysis. If a value different than 1 is used in this field, the result reported has already been corrected for this factor.
Limits	These are the target % recovery ranges or % difference value that the laboratory has historically determined as normal for the method and analyte being reported. Successful QC Sample analysis will target all analytes recovered or duplicated within these ranges.
Original Sample	The non-spiked sample in the prep batch used to determine the Relative Percent Difference (RPD) from a quality control sample. The Original Sample may not be included within the reported SDG.
Qualifier	This column provides a letter and/or number designation that corresponds to additional information concerning the result reported. If a Qualifier is present, a definition per Qualifier is provided within the Glossary and Definitions page and potentially a discussion of possible implications of the Qualifier in the Case Narrative if applicable.
Result	The actual analytical final result (corrected for any sample specific characteristics) reported for your sample. If there was no measurable result returned for a specific analyte, the result in this column may state "ND" (Not Detected) or "BDL" (Below Detectable Levels). The information in the results column should always be accompanied by either an MDL (Method Detection Limit) or RDL (Reporting Detection Limit) that defines the lowest value that the laboratory could detect or report for this analyte.
Case Narrative (Cn)	A brief discussion about the included sample results, including a discussion of any non-conformances to protocol observed either at sample receipt by the laboratory from the field or during the analytical process. If present, there will be a section in the Case Narrative to discuss the meaning of any data qualifiers used in the report.
Quality Control Summary (Qc)	This section of the report includes the results of the laboratory quality control analyses required by procedure or analytical methods to assist in evaluating the validity of the results reported for your samples. These analyses are not being performed on your samples typically, but on laboratory generated material.
Sample Chain of Custody (Sc)	This is the document created in the field when your samples were initially collected. This is used to verify the time and date of collection, the person collecting the samples, and the analyses that the laboratory is requested to perform. This chain of custody also documents all persons (excluding commercial shippers) that have had control or possession of the samples from the time of collection until delivery to the laboratory for analysis.
Sample Results (Sr)	This section of your report will provide the results of all testing performed on your samples. These results are provided by sample ID and are separated by the analyses performed on each sample. The header line of each analysis section for each sample will provide the name and method number for the analysis reported.
Sample Summary (Ss)	This section of the Analytical Report defines the specific analyses performed for each sample ID, including the dates and times of preparation and/or analysis.

Qualifier Description

J3	The associated batch QC was outside the established quality control range for precision.
----	--

1 Cp

2 Tc

3 Ss

4 Cn

5 Sr

6 Qc

7 Gl

8 Al

9 Sc



ESC Lab Sciences is the only environmental laboratory accredited/certified to support your work nationwide from one location. One phone call, one point of contact, one laboratory. No other lab is as accessible or prepared to handle your needs throughout the country. Our capacity and capability from our single location laboratory is comparable to the collective totals of the network laboratories in our industry. The most significant benefit to our one location design is the design of our laboratory campus. The model is conducive to accelerated productivity, decreasing turn-around time, and preventing cross contamination, thus protecting sample integrity. Our focus on premium quality and prompt service allows us to be YOUR LAB OF CHOICE.

* Not all certifications held by the laboratory are applicable to the results reported in the attached report.

* Accreditation is only applicable to the test methods specified on each scope of accreditation held by ESC Lab Sciences.

State Accreditations

Alabama	40660	Nebraska	NE-OS-15-05
Alaska	17-026	Nevada	TN-03-2002-34
Arizona	AZ0612	New Hampshire	2975
Arkansas	88-0469	New Jersey–NELAP	TN002
California	2932	New Mexico ¹	n/a
Colorado	TN00003	New York	11742
Connecticut	PH-0197	North Carolina	Env375
Florida	E87487	North Carolina ¹	DW21704
Georgia	NELAP	North Carolina ³	41
Georgia ¹	923	North Dakota	R-140
Idaho	TN00003	Ohio–VAP	CL0069
Illinois	200008	Oklahoma	9915
Indiana	C-TN-01	Oregon	TN2000002
Iowa	364	Pennsylvania	68-02979
Kansas	E-10277	Rhode Island	LA000356
Kentucky ^{1 6}	90010	South Carolina	84004
Kentucky ²	16	South Dakota	n/a
Louisiana	AI30792	Tennessee ^{1 4}	2006
Louisiana ¹	LA180010	Texas	T 104704245-17-14
Maine	TN0002	Texas ⁵	LAB0152
Maryland	324	Utah	TN00003
Massachusetts	M-TN003	Vermont	VT2006
Michigan	9958	Virginia	460132
Minnesota	047-999-395	Washington	C847
Mississippi	TN00003	West Virginia	233
Missouri	340	Wisconsin	9980939910
Montana	CERT0086	Wyoming	A2LA

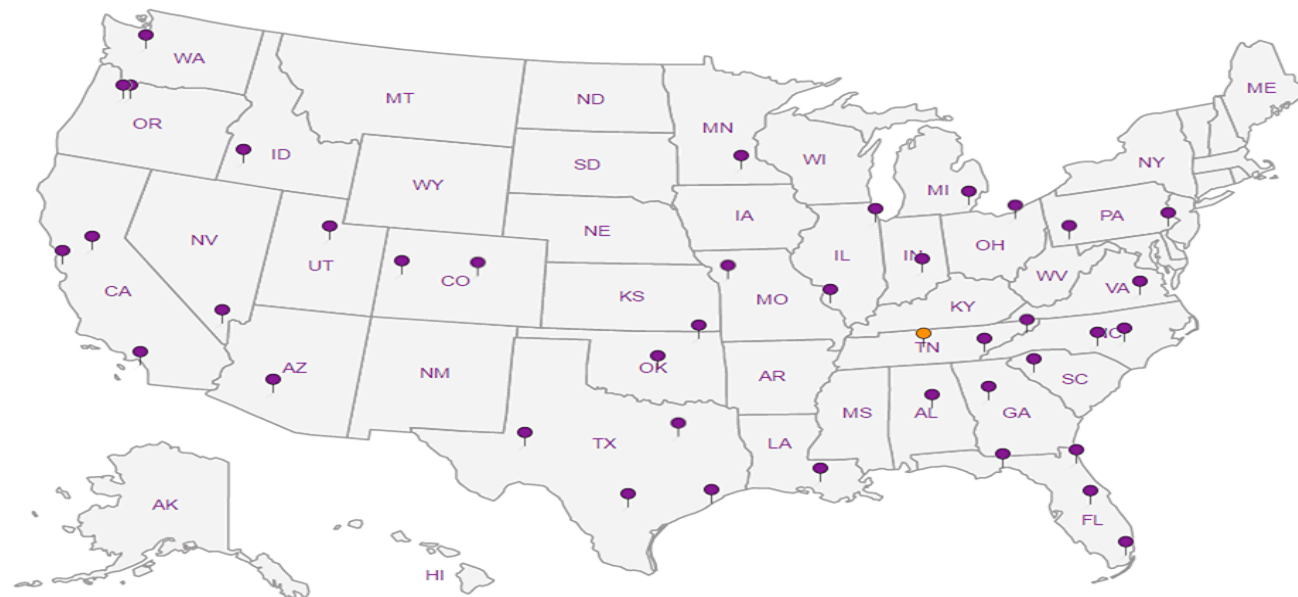
Third Party Federal Accreditations




A2LA – ISO 17025	1461.01	AIHA-LAP, LLC EMLAP	100789
A2LA – ISO 17025 ⁵	1461.02	DOD	1461.01
Canada	1461.01	USDA	P330-15-00234
EPA–Crypto	TN00003		

¹ Drinking Water ² Underground Storage Tanks ³ Aquatic Toxicity ⁴ Chemical/Microbiological ⁵ Mold ⁶ Wastewater n/a Accreditation not applicable

Our Locations

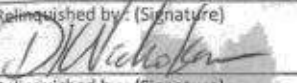
ESC Lab Sciences has sixty-four client support centers that provide sample pickup and/or the delivery of sampling supplies. If you would like assistance from one of our support offices, please contact our main office. ESC Lab Sciences performs all testing at our central laboratory.



Company Name/Address: Nicholson GeoSolutions. LLC. 3433 E. Lake Dr. Centennial, CO 80121		Billing Information: Terry Pape HRM Resources II, LLC 410 17th St, Suite 1600 Denver, CO 80202		Analysis / Container / Preservative								Chain of Custody Page <u>1</u> of <u>1</u>  L.A.B S.C.I.E.N.C.E.S YOUR LAB OF CHOICE 12065 Lebanon Rd Mount Juliet, TN 37122 Phone: 615-758-5858 Phone: 800-767-5859 Fax: 615-758-5859 																																																																												
Report to: Dave Nicholson		Email To: dknicholson@q.com		BTEX/GRO								L# L985445 C186																																																																												
Project Description: Kelton		City/State Collected:										Lab Project #																																																																												
Phone: 303-601-2023 Fax:		Client Project #										Site/Facility ID #		P.O. #																																																																										
Collected by (print):		Date Results Needed										Email? <input type="checkbox"/> No <input checked="" type="checkbox"/> Yes FAX? <input type="checkbox"/> No <input type="checkbox"/> Yes		No. of Cntrs																																																																										
Collected by (signature):  Immediately Packed on Ice N <input type="checkbox"/> Y <input checked="" type="checkbox"/>		Rush? (Lab MUST Be Notified) Same Day200% Next Day100% <input checked="" type="checkbox"/> Two Day50% Three Day25%		Date Results Needed		No. of Cntrs		<table border="1" style="width:100%; border-collapse: collapse;"> <tr> <th>Sample ID</th> <th>Comp/Grab</th> <th>Matrix *</th> <th>Depth</th> <th>Date</th> <th>Time</th> <th>No. of Cntrs</th> </tr> <tr> <td>Kelton-W-1</td> <td></td> <td>GW</td> <td></td> <td>4/11</td> <td>0800</td> <td>3</td> </tr> <tr><td> </td><td> </td><td> </td><td> </td><td> </td><td> </td><td> </td></tr> <tr><td> </td><td> </td><td> </td><td> </td><td> </td><td> </td><td> </td></tr> <tr><td> </td><td> </td><td> </td><td> </td><td> </td><td> </td><td> </td></tr> <tr><td> </td><td> </td><td> </td><td> </td><td> </td><td> </td><td> </td></tr> <tr><td> </td><td> </td><td> </td><td> </td><td> </td><td> </td><td> </td></tr> <tr><td> </td><td> </td><td> </td><td> </td><td> </td><td> </td><td> </td></tr> <tr><td> </td><td> </td><td> </td><td> </td><td> </td><td> </td><td> </td></tr> <tr><td> </td><td> </td><td> </td><td> </td><td> </td><td> </td><td> </td></tr> <tr><td> </td><td> </td><td> </td><td> </td><td> </td><td> </td><td> </td></tr> </table>				Sample ID	Comp/Grab	Matrix *	Depth	Date	Time	No. of Cntrs	Kelton-W-1		GW		4/11	0800	3																																																															
Sample ID	Comp/Grab	Matrix *	Depth	Date	Time	No. of Cntrs																																																																																		
Kelton-W-1		GW		4/11	0800	3																																																																																		
Sample ID		Comp/Grab		Matrix *		Depth		Date		Time																																																																														
Kelton-W-1		GW		4/11		0800		3		X																																																																														


* Matrix: SS - Soil GW - Groundwater WW - WasteWater DW - Drinking Water OT - Other _____

Remarks:

Relinquished by: (Signature) 	Date: 4/12/18	Time: 1300	Received by: (Signature) Fedex	Samples returned via: <input checked="" type="checkbox"/> UPS <input type="checkbox"/> FedEx <input type="checkbox"/> Courier <input type="checkbox"/> _____	Hold #
Relinquished by: (Signature)	Date:	Time:	Received by: (Signature)	Temp: _____ °C Bottles Received: 3XVP	Condition: (lab use only)
Relinquished by: (Signature)	Date:	Time:	Received for lab by: (Signature) Kelly/Mc	Date: 4/13/18 Time: 0845	COC Seal Intact: <input type="checkbox"/> Y <input type="checkbox"/> N <input checked="" type="checkbox"/> NA pH Checked: NCF:

Tracking # 4276 0141 2807

ESC LAB SCIENCES Cooler Receipt Form

Client: <u>NIC GEORCO</u>	SDG#	L985445	
Cooler Received/Opened On: 4/13/18	Temperature:	3.7	
Received By: Kelly Mercer			
Signature: 			
Receipt Check List			
	NP	Yes	No
COC Seal Present / Intact?	<input checked="" type="checkbox"/>		
COC Signed / Accurate?		<input checked="" type="checkbox"/>	
Bottles arrive intact?		<input checked="" type="checkbox"/>	
Correct bottles used?		<input checked="" type="checkbox"/>	
Sufficient volume sent?		<input checked="" type="checkbox"/>	
If Applicable			
VOA Zero headspace?		<input checked="" type="checkbox"/>	
Preservation Correct / Checked?			