


TUCKER ENERGY CORP.---NELSON # 1-20---DST #1---TICKET# 1393

BOTTOM CHART BLANKED OFF IN FLOW STREAM---GAUGE # 13375

A---I HYDRO---	2700	psi	D---F FLOW---	30	psi
B---I FLOW---	24	"	E---FSIP---	890	"
C---ISIP---	890	"	F---F HYDRO---	2620	"



← TIME →

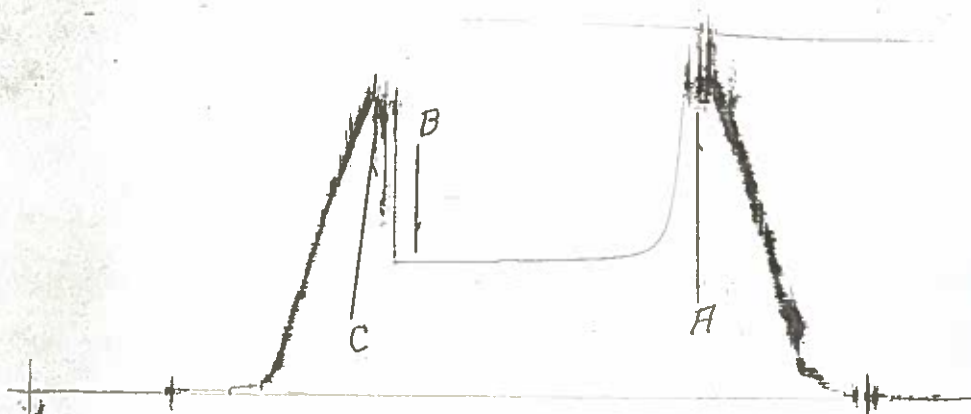
↑ PRESSURE ↑

THESE ARE ACTUAL PHOTOGRAPHS FROM DST CHARTS

TUCKER ENERGY CORP.---NELSON # 1-20---DST # 1---TICKET# 1393

CHART BLANKED OFF UNDER STRADDLE PACKER---GAUGE # 13376

A---I HYDRO---	2715	psi
B---HYDRO BLEED OFF UNDER STRADDLE PACKER TO---	1105	psi
C---F HYDRO---	2634	psi

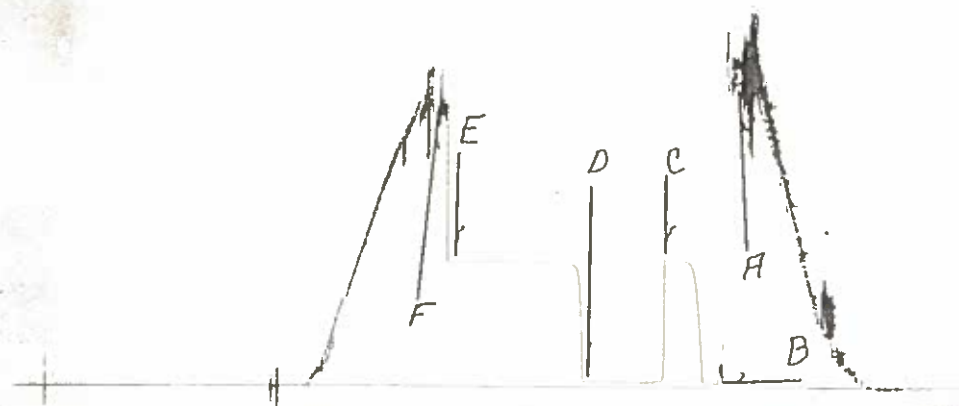


TUCKER ENERGY CORP.---NELSON #1-20---DST#2---TICKET #1394

BOTTOM CHART BLANKED OFF IN FLOW STREAM---GAUGE # 13375

A---I HYDRO---2652 psi
B---I FLOW--- 25 "
C---ISIP-----1165 "

D---F FLOW--- 56 psi
E---FSIP-----1145 "
F---F HYDRO--2574 "



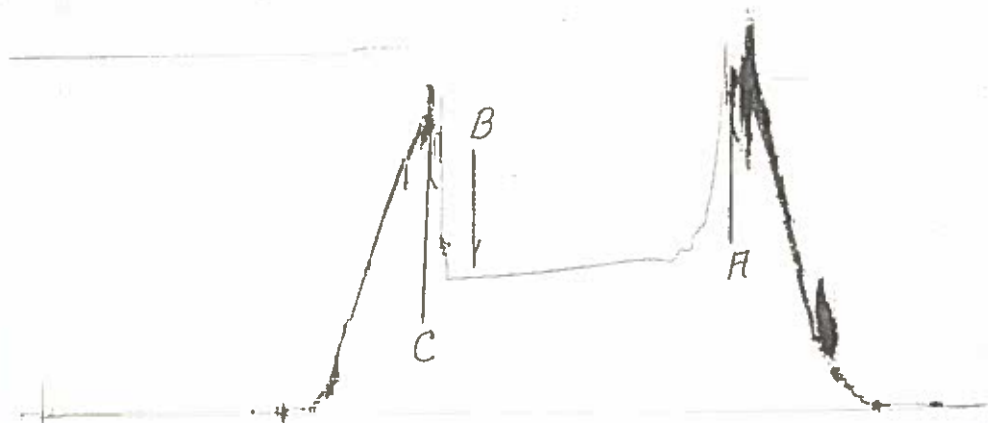
← TIME →

THESE ARE ACTUAL PHOTOGRAPHS FROM DST CHARTS

TUCKER ENERGY CORP.---NELSON #1-20---DST #2---TICKET # 1394

CHART BLANKED OFF UNDER STRADDLE PACKER---GAUGE # 13376

A---I HYDRO---2654 psi
B---HYDRO BLEED OFF UNDER STRALDLE PACKER TO---1231 psi
C---F HYDRO---2577 psi



↑ PRESSURE