







Legend

-  Spacing Unit Boundary
-  Hard Line Box
-  Well Path
-  Donn Pad
-  Leffler Lease
-  SRC Leasehold

Lease Description

Lessor: Donn E. Leffler and Suzanne R. Leffler
Lessee: Grizzly Petroleum, LLC
Reception No.: 4195391
Lease Date: 4/6/2016
Legal Description: 6N 66W, 6th P.M.
Section 21: E/2NE/4
Section 22: W/2NW/4
Gross Acres: 160 Acres



SRC ENERGY

Spacing Unit Map
Donn Wells
DSU 91
Unit 13 Spacing Unit