

Photo#1:

Entrance to Location



Photo#2:

Reclamation Activities commenced Fall 2015 (?)



April 11, 2016

Inspection Photos: Whiting Loc# 398432

Photo#3:

Photo#4:


Erosion SW Channels beginning in Project Slope areas



April 11, 2016


Inspection Photos: Whiting Loc# 398432

Photo#5:



Photo#6:

Rutting in work area at Center of Location




Photo#7:



Photo#8:

Safety concerns in Project Work area



April 11, 2016

Inspection Photos: Whiting Loc# 398432

Photo#9:



Photo#10:

Debris and unused Equipment on work Project area.





Photo #11: BMPs encircling Location appear to be functioning.