



<<< Fold Here >>>
<p>All interpretations are opinions based on inferences from electrical or other measurements and we cannot and do not guarantee the accuracy or correctness of any interpretation, and we shall not, except in the case of gross or willful negligence on our part, be liable or responsible for any loss, costs, damages, or expenses incurred or sustained by anyone resulting from any interpretation made by any of our officers, agents or employees. These interpretations are also subject to our general terms and conditions set out in our current Price Schedule.</p>
Comments
<p>Log ran as per customer request Depth referenced to Casing Tally reported Liner Top at 6,562 FT Adjusted -32 FT to correlate to Liner Top Gauge Ring/Junk Basket ran to 7,182 FT Log ran from as deep as possible in heel to surface Log ran with 2800 PSI surface induced pressure Logging tools were clean and free of debris upon completion of operations</p> <p>Thank you for choosing FMC Technologies Completion Services, Inc.!!</p>



Recorded with 2800 PSI Surface Induced Pressure

Database File:0512341347_anadarko_jester 40n-14hz_09-03-15_mit_rbl.db


Dataset Pathname:pass6

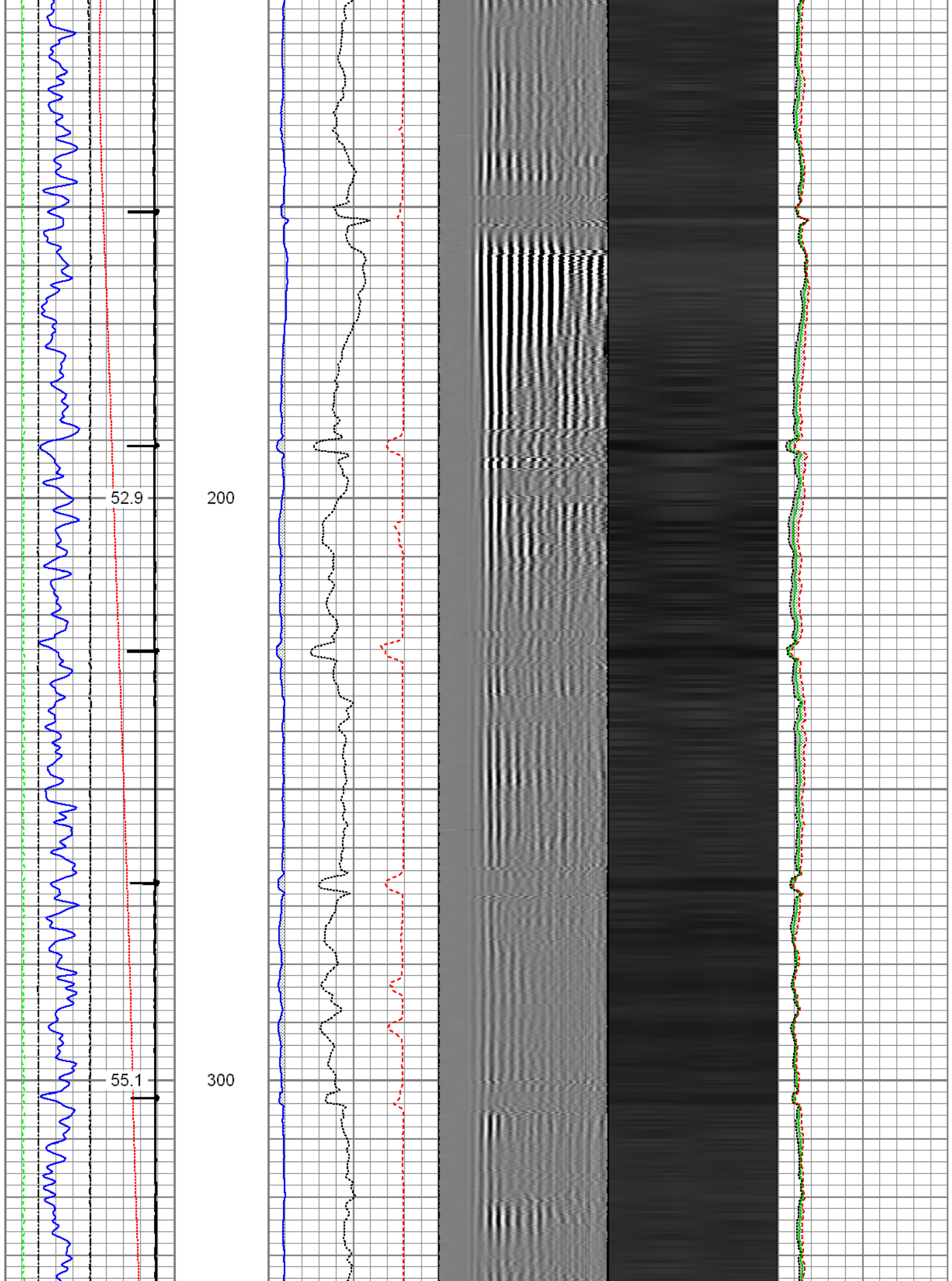
Presentation Format:rbt4_mit

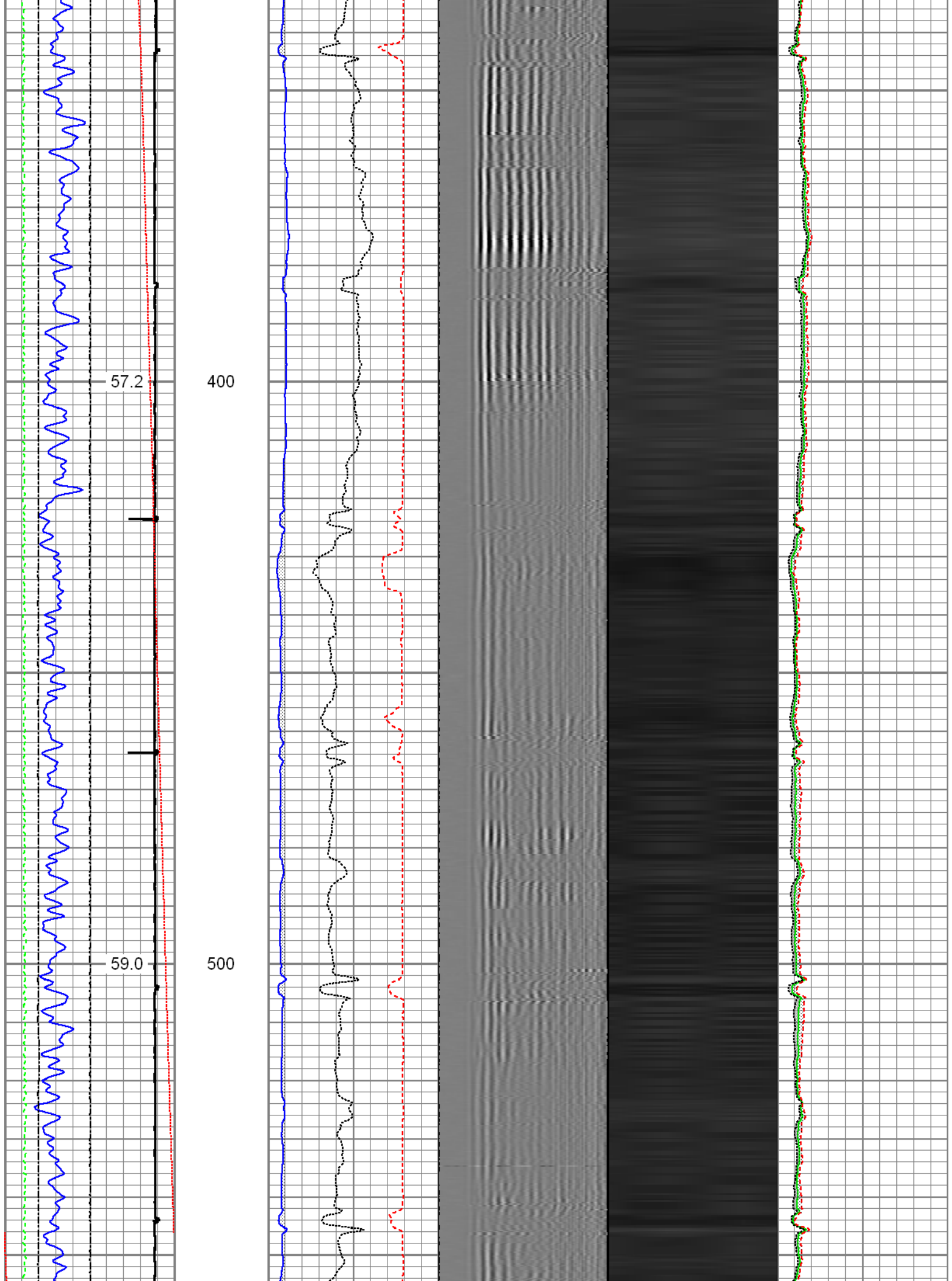
Dataset Creation:Thu Sep 03 12:32:00 2015 by Log 7.0 B1

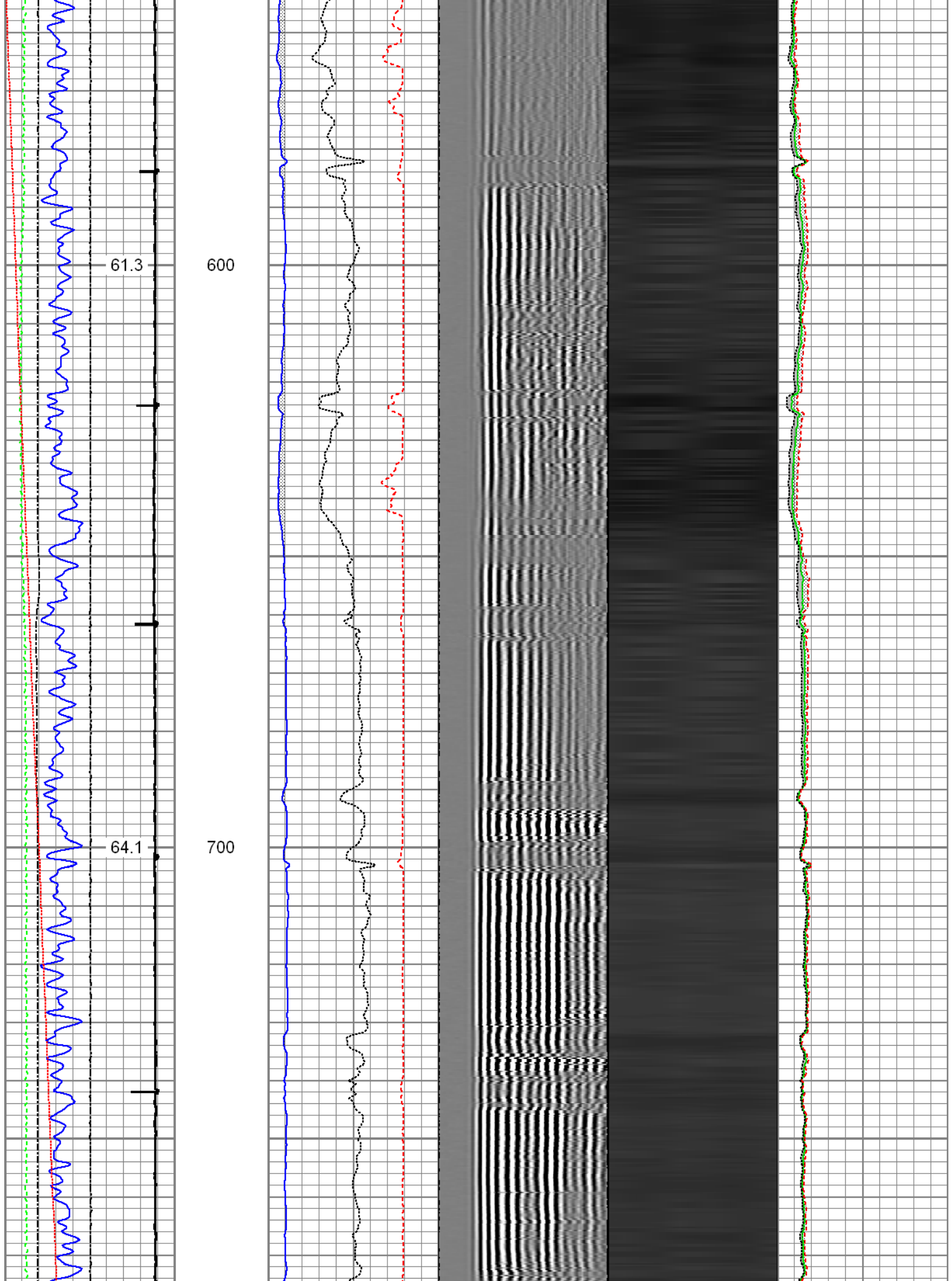
Charted by:Depth in Feet scaled 1:240

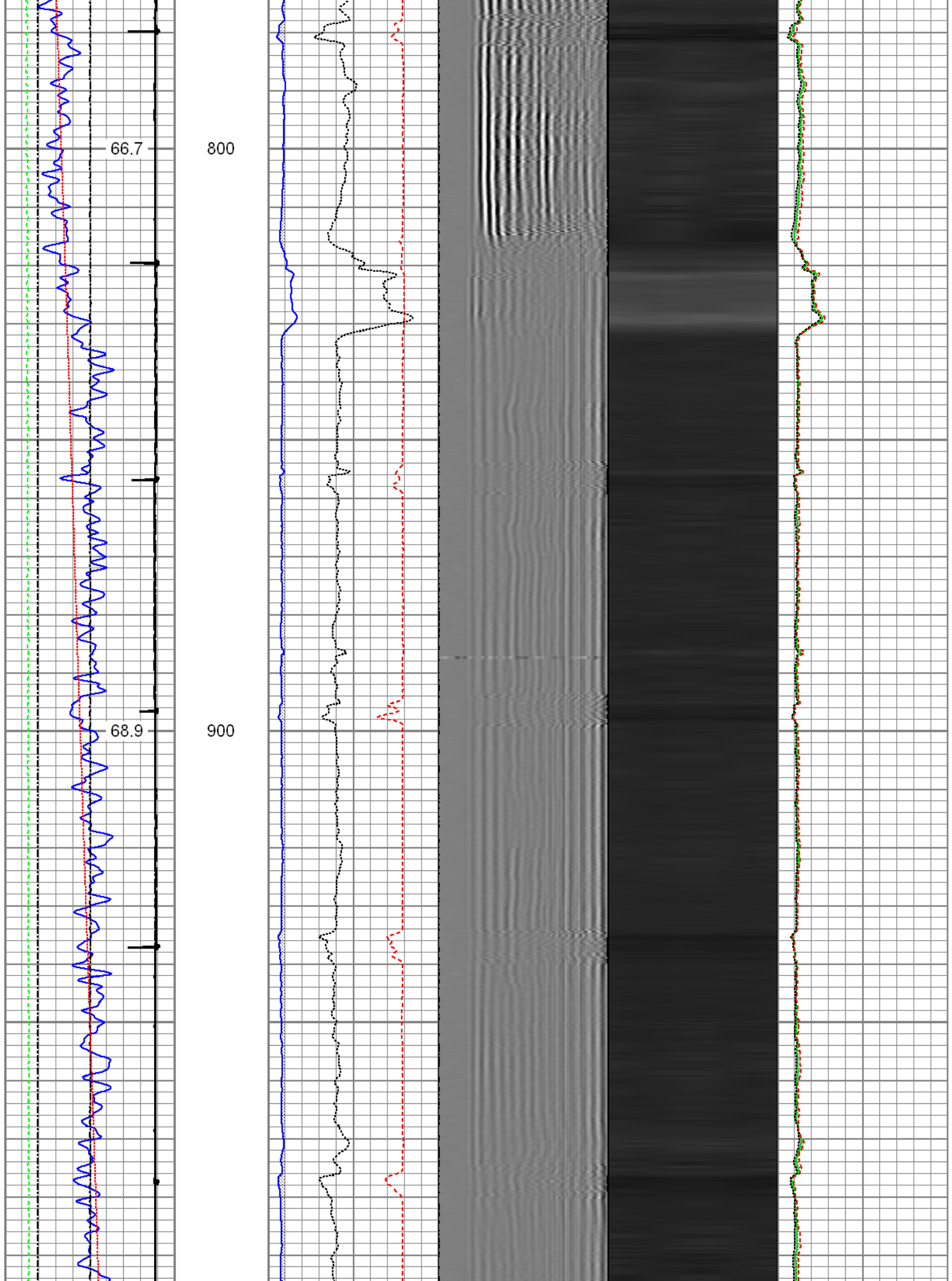
Gamma Ray	3' Amplitude	5' Variable Density Log	Sector Map	Average Amplitude
0 (GAPI) 120	0 (mV) 100	200 1200		0 100
Casing Collar Locator	3' Amplitude x 5			Minimum Amplitude
Line Speed	0 (mV) 20			0 100
-100 (ft/min) 100	3' Travel Time			Maximum Amplitude
Line Tension	650 (usec) 150			0 100
0 (lb) 2000				
Differential Temperature				
-2 (degF) 2				
Temperature				
0 (degF) 20				

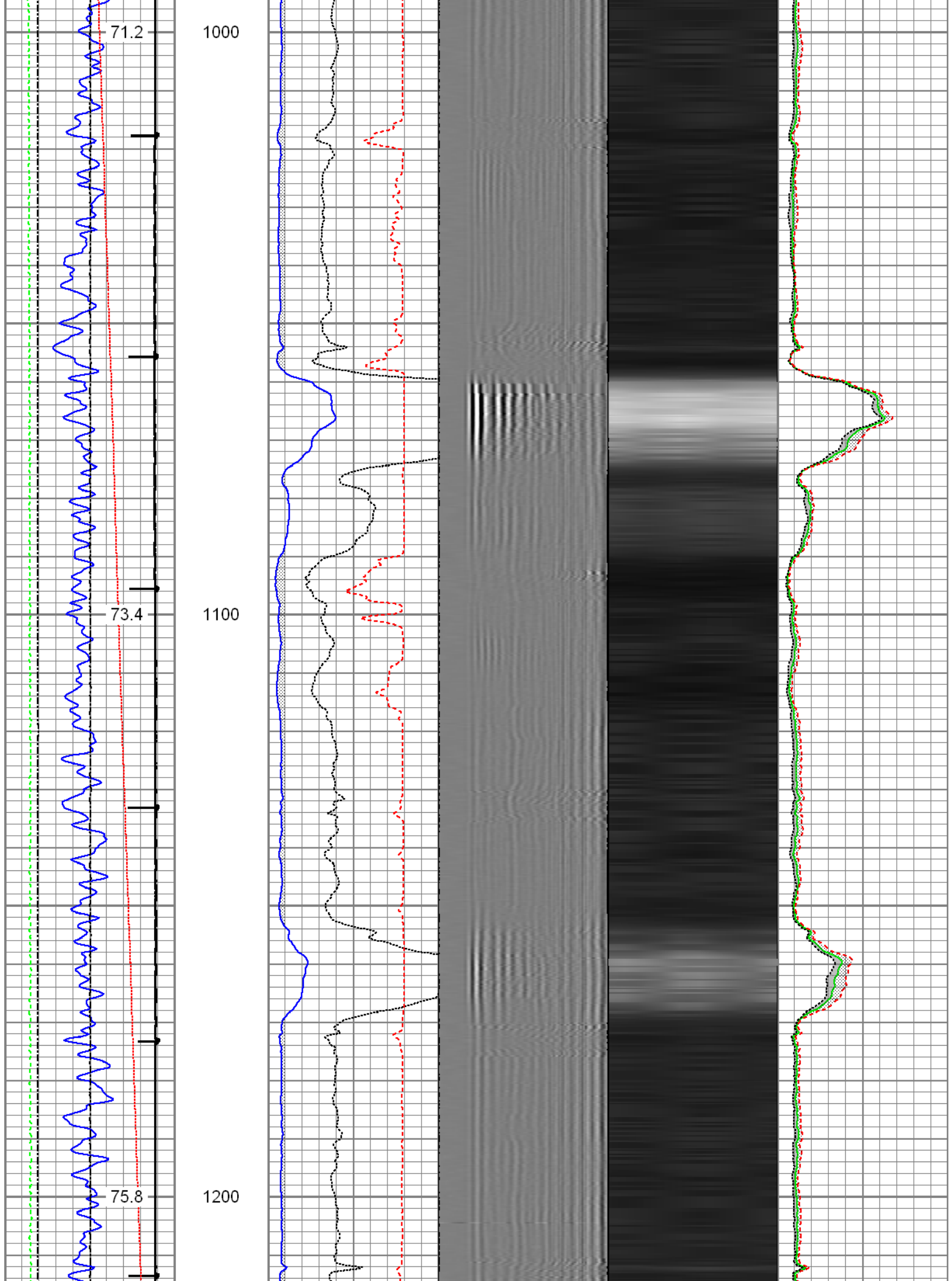


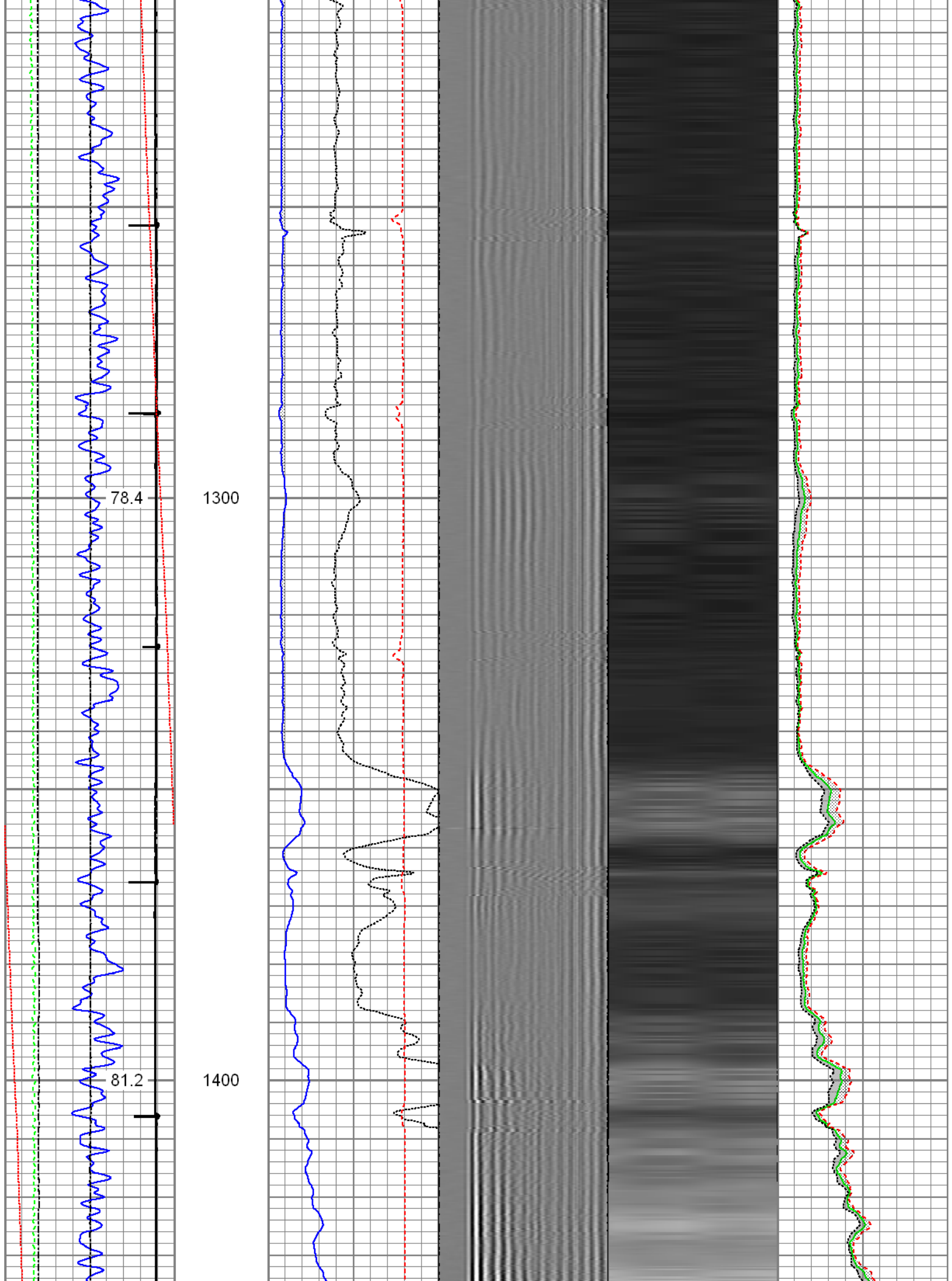


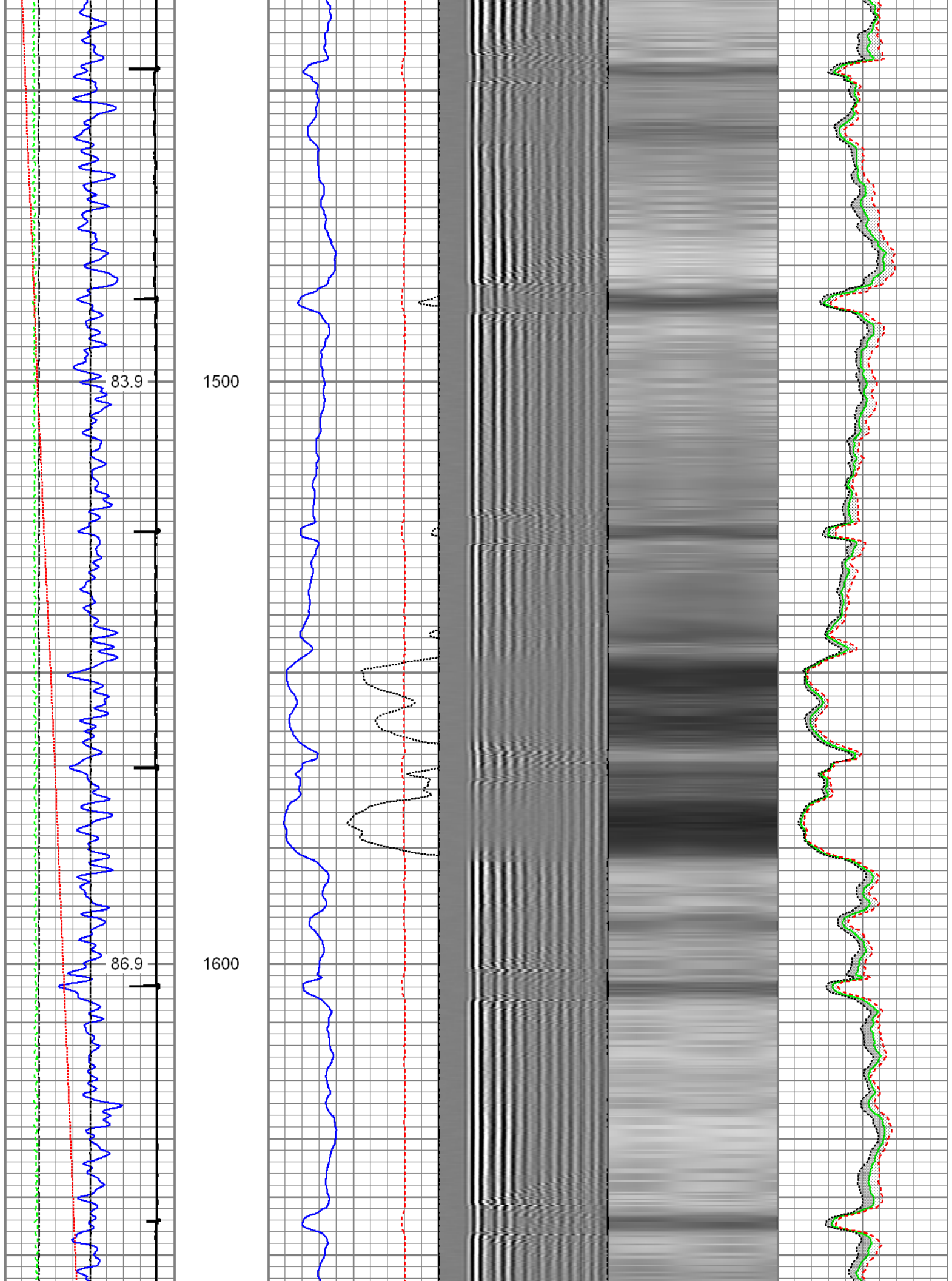


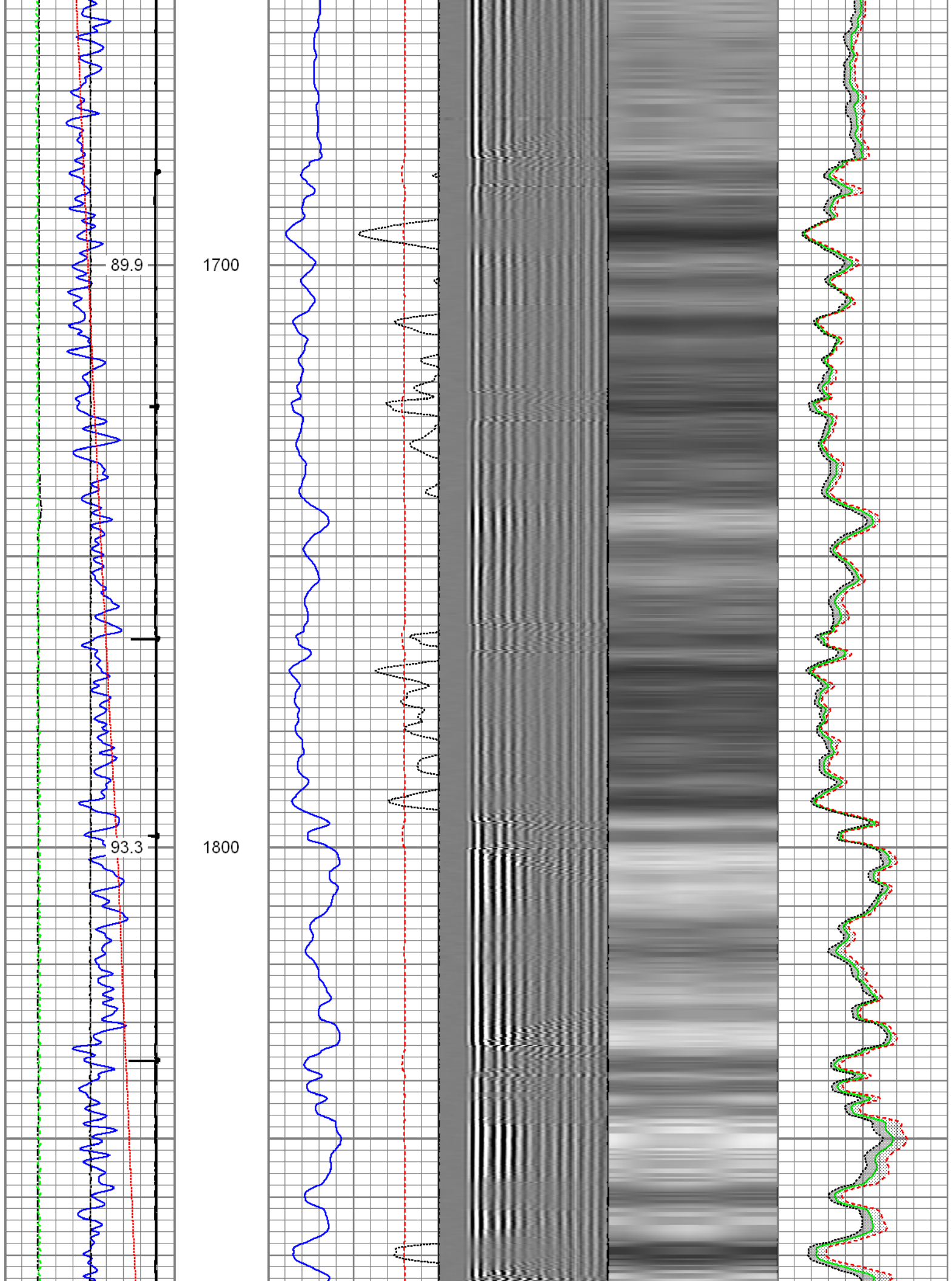


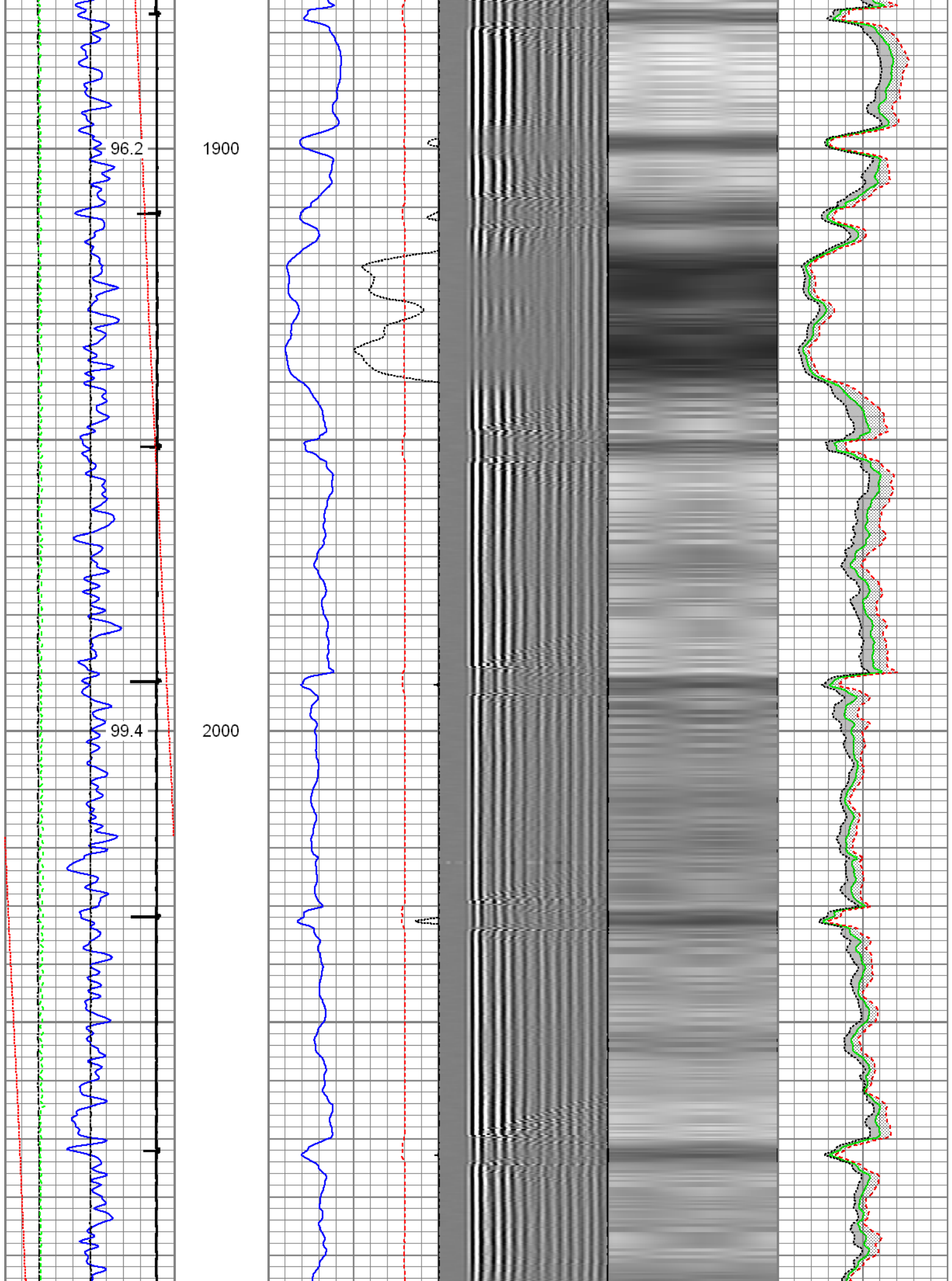


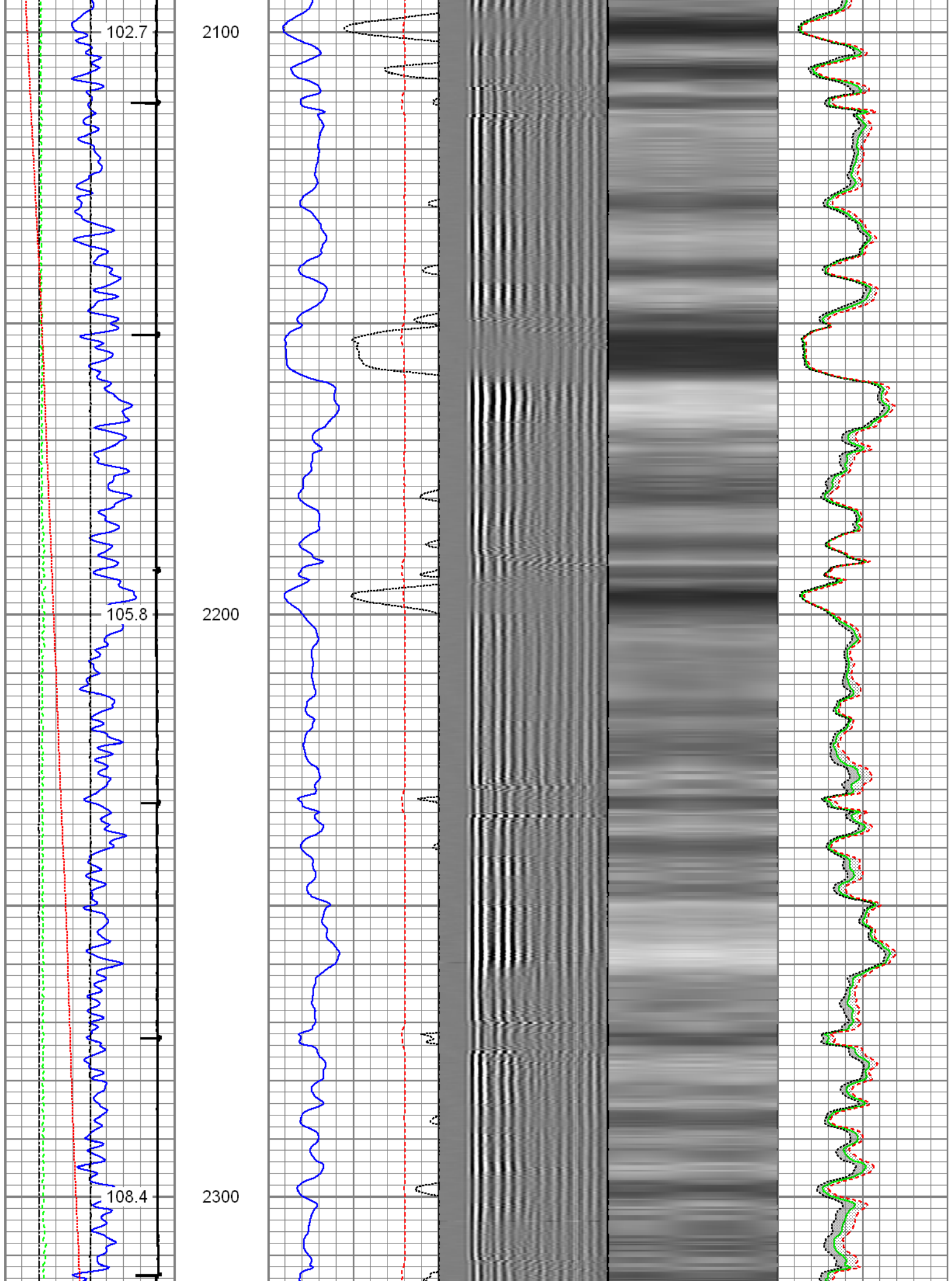


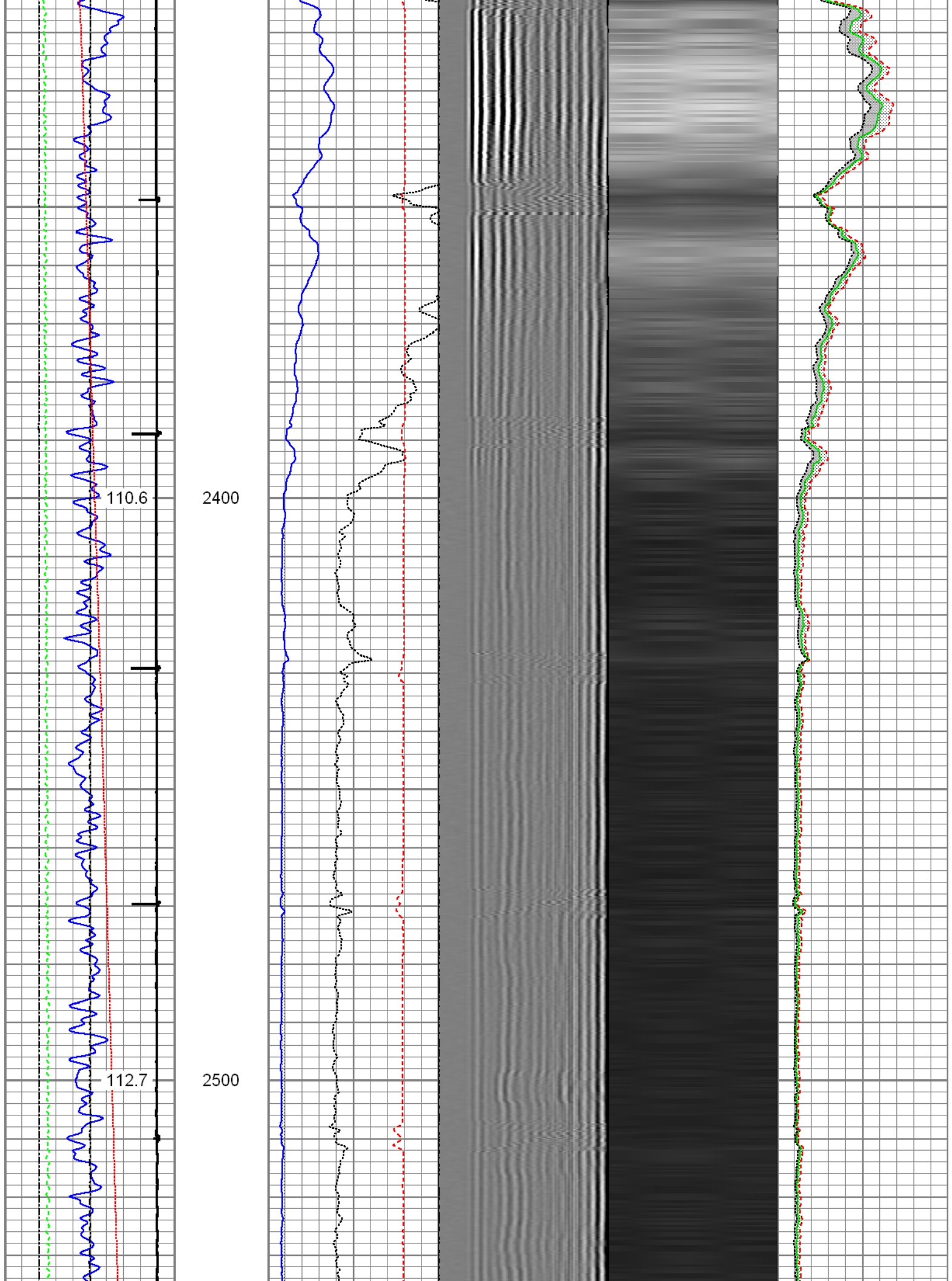


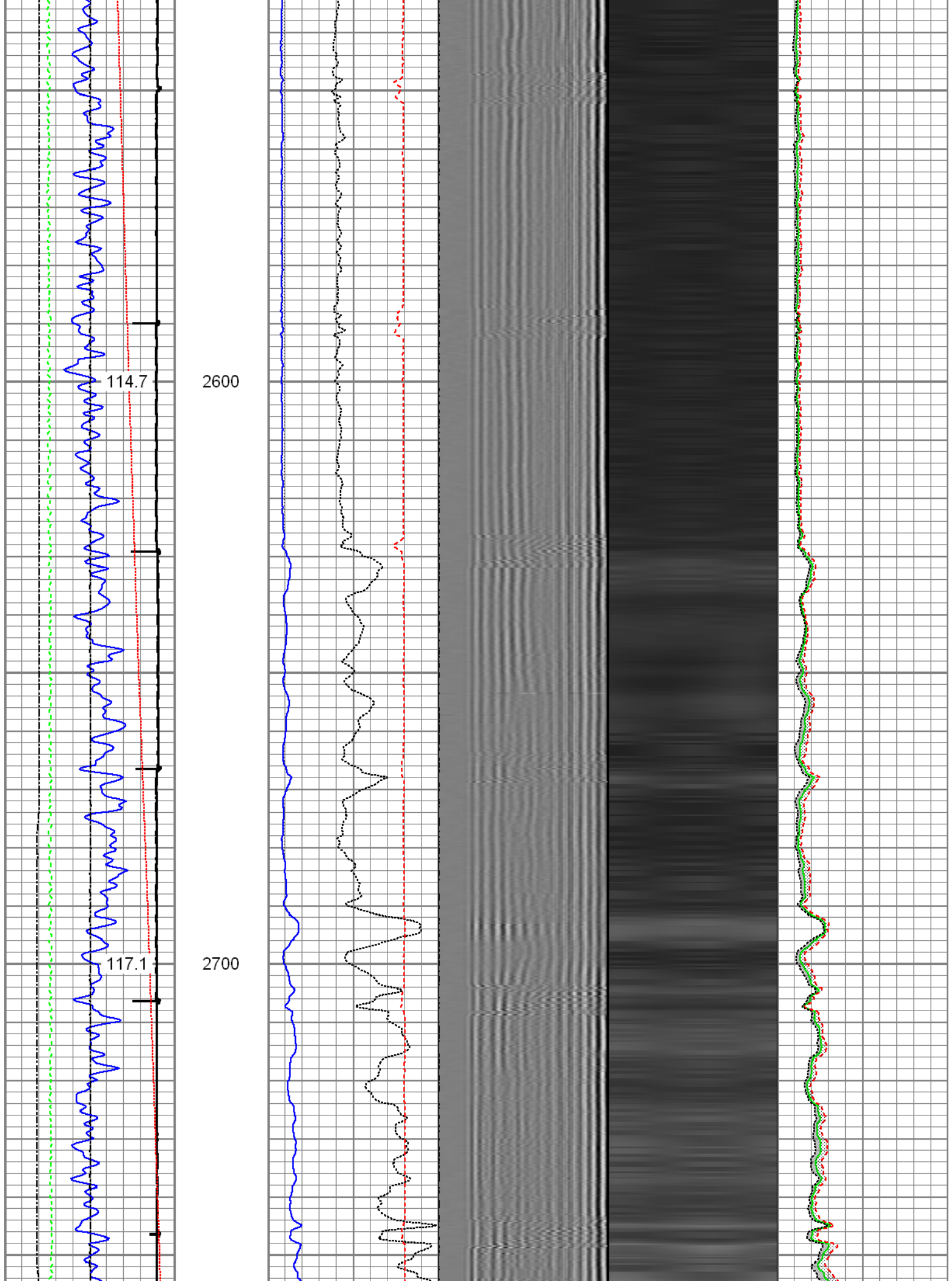


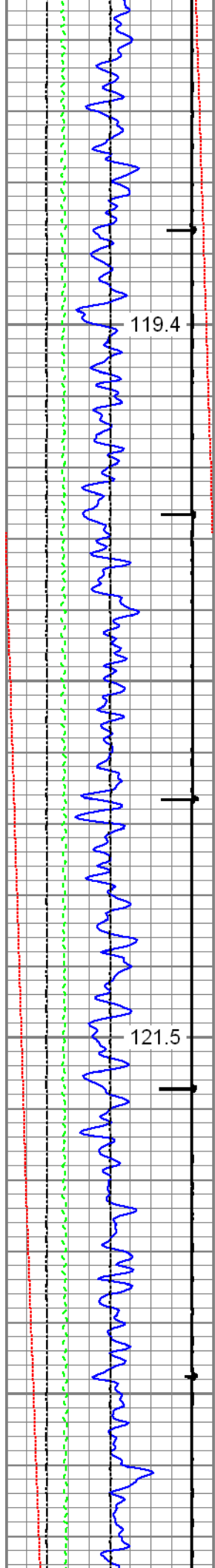






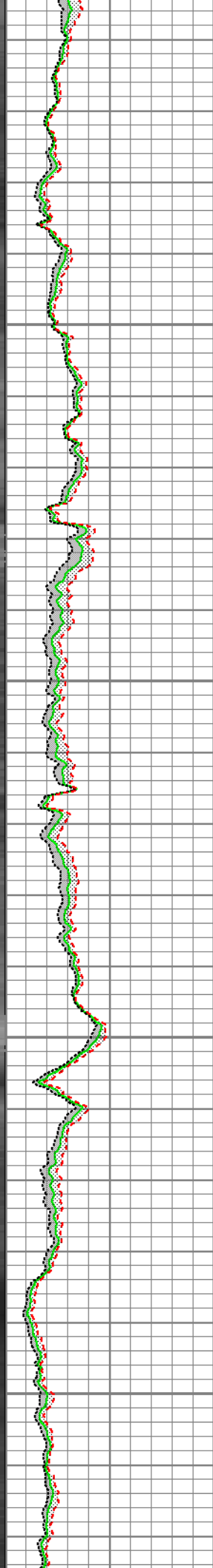

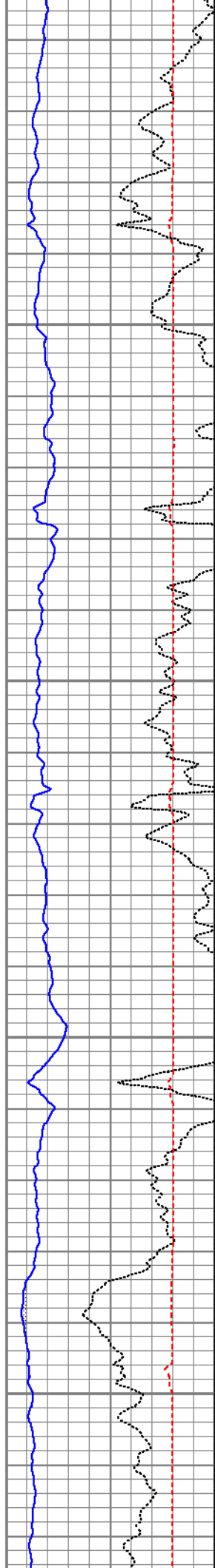


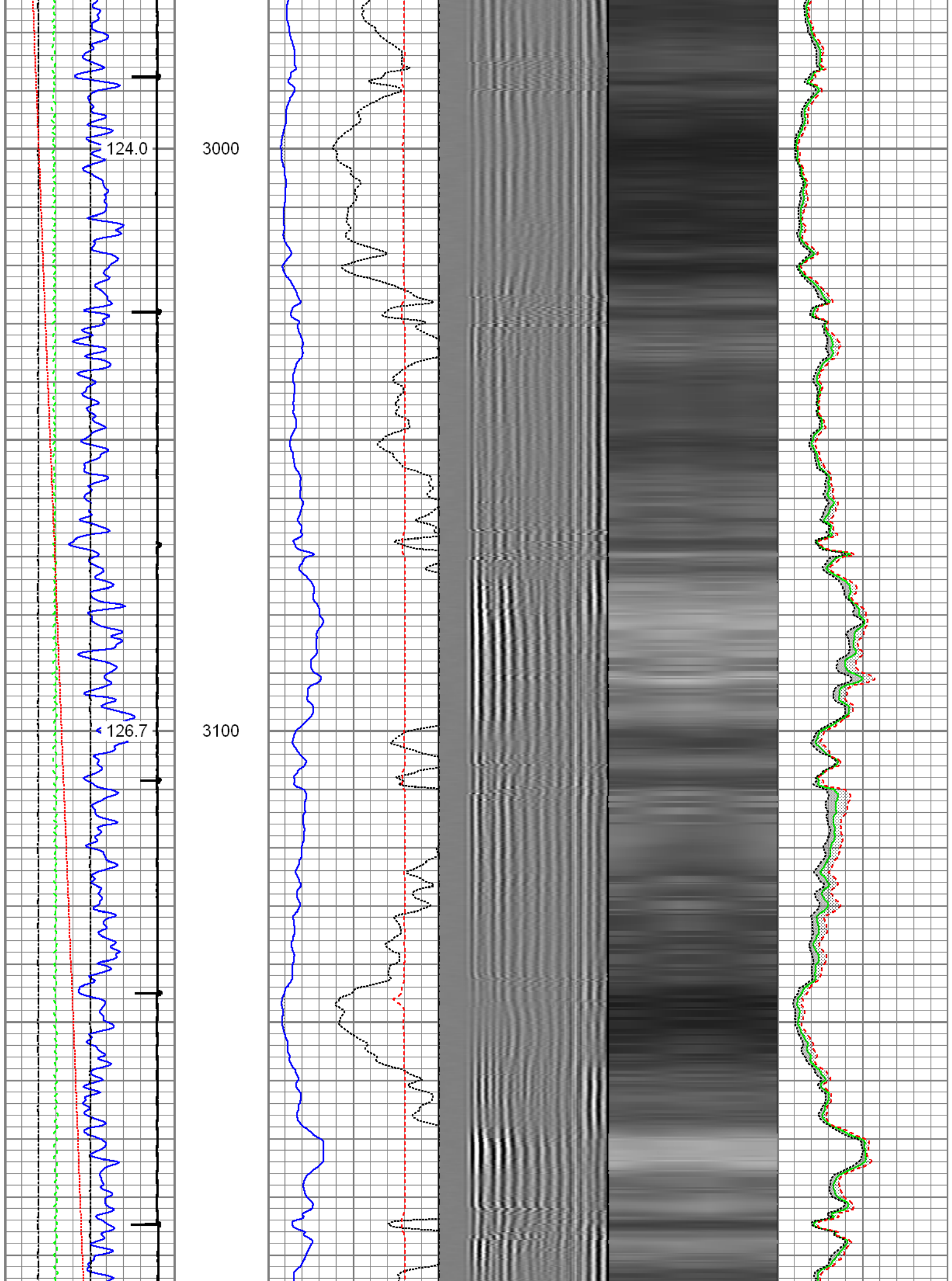


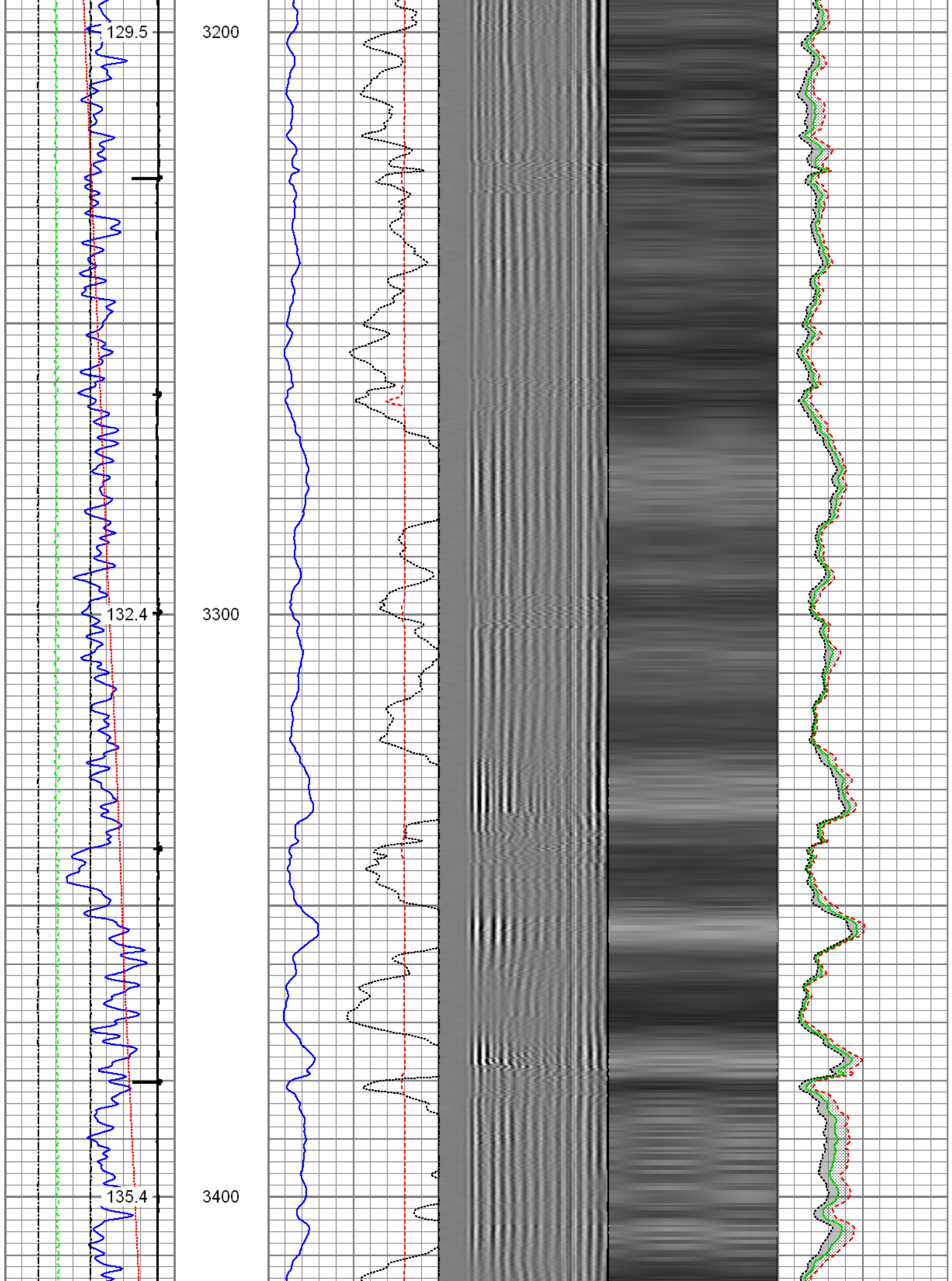


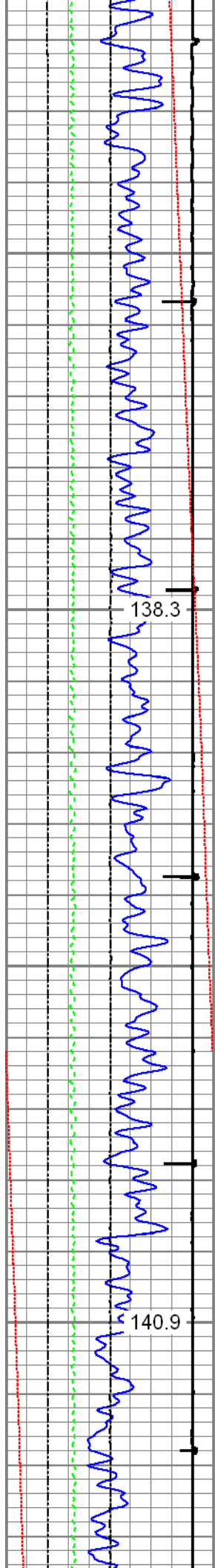
2800

2900



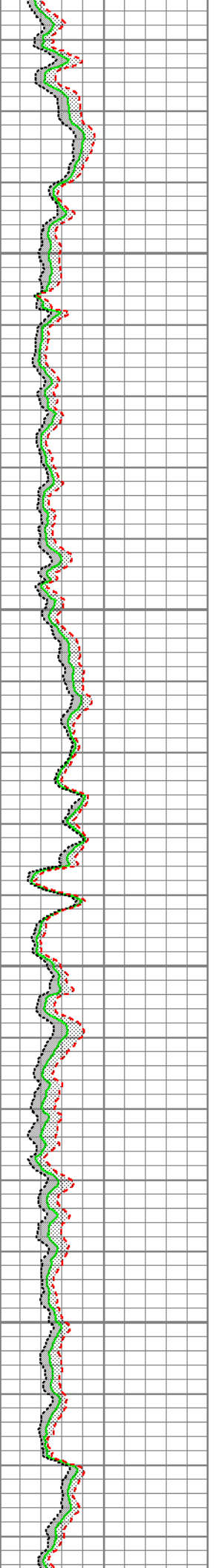


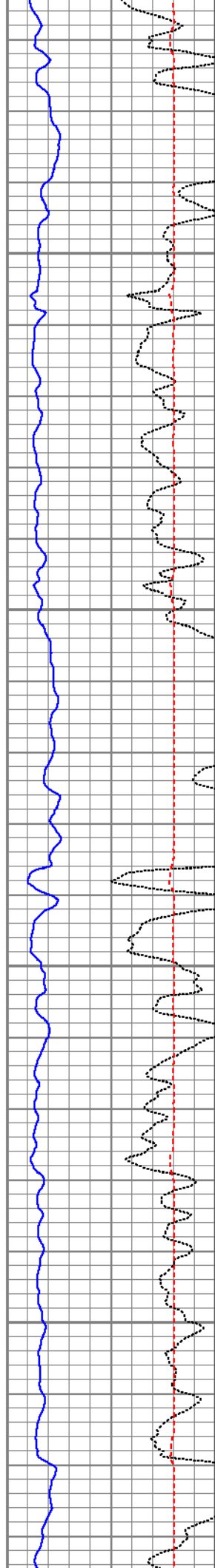


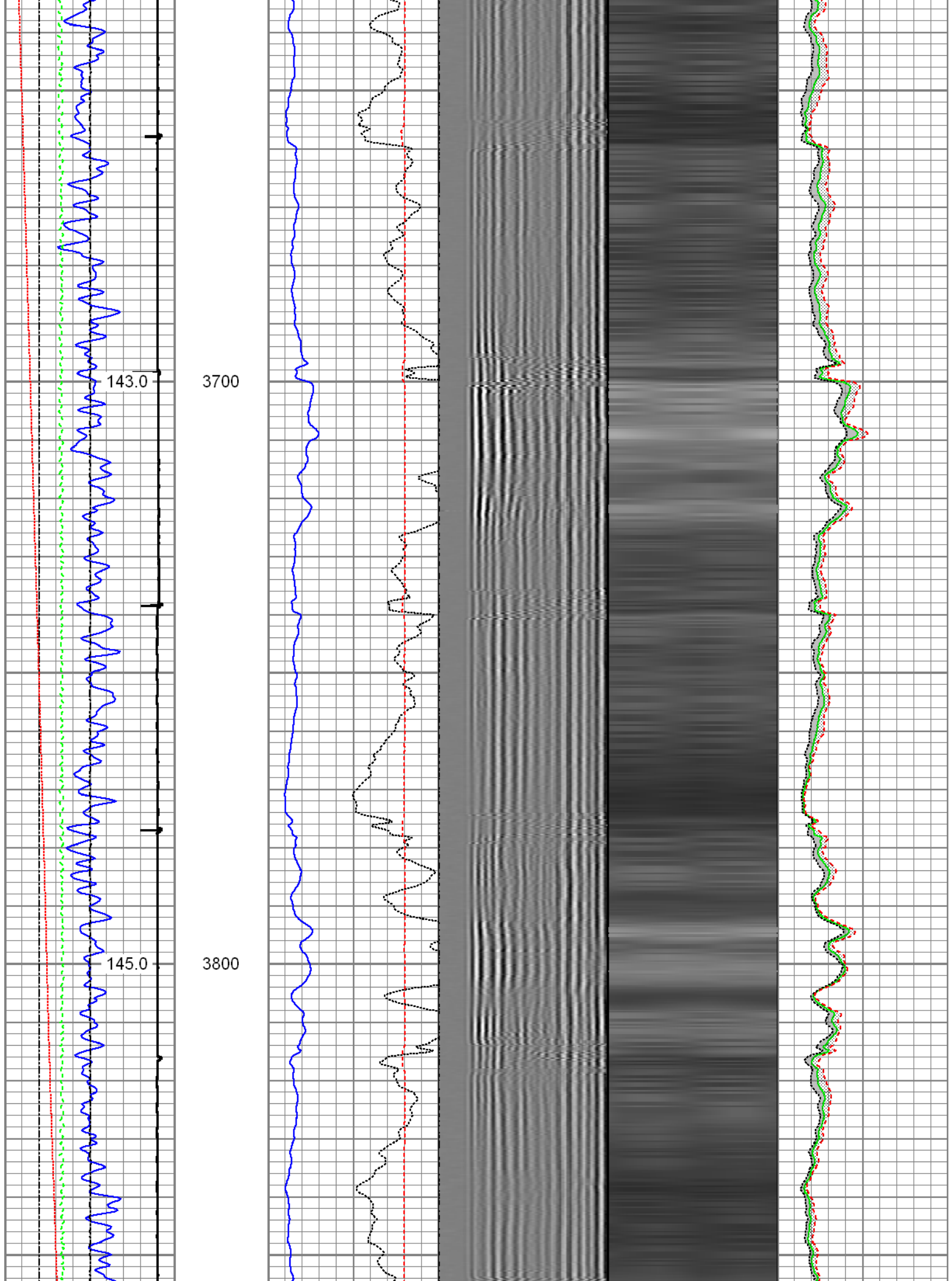


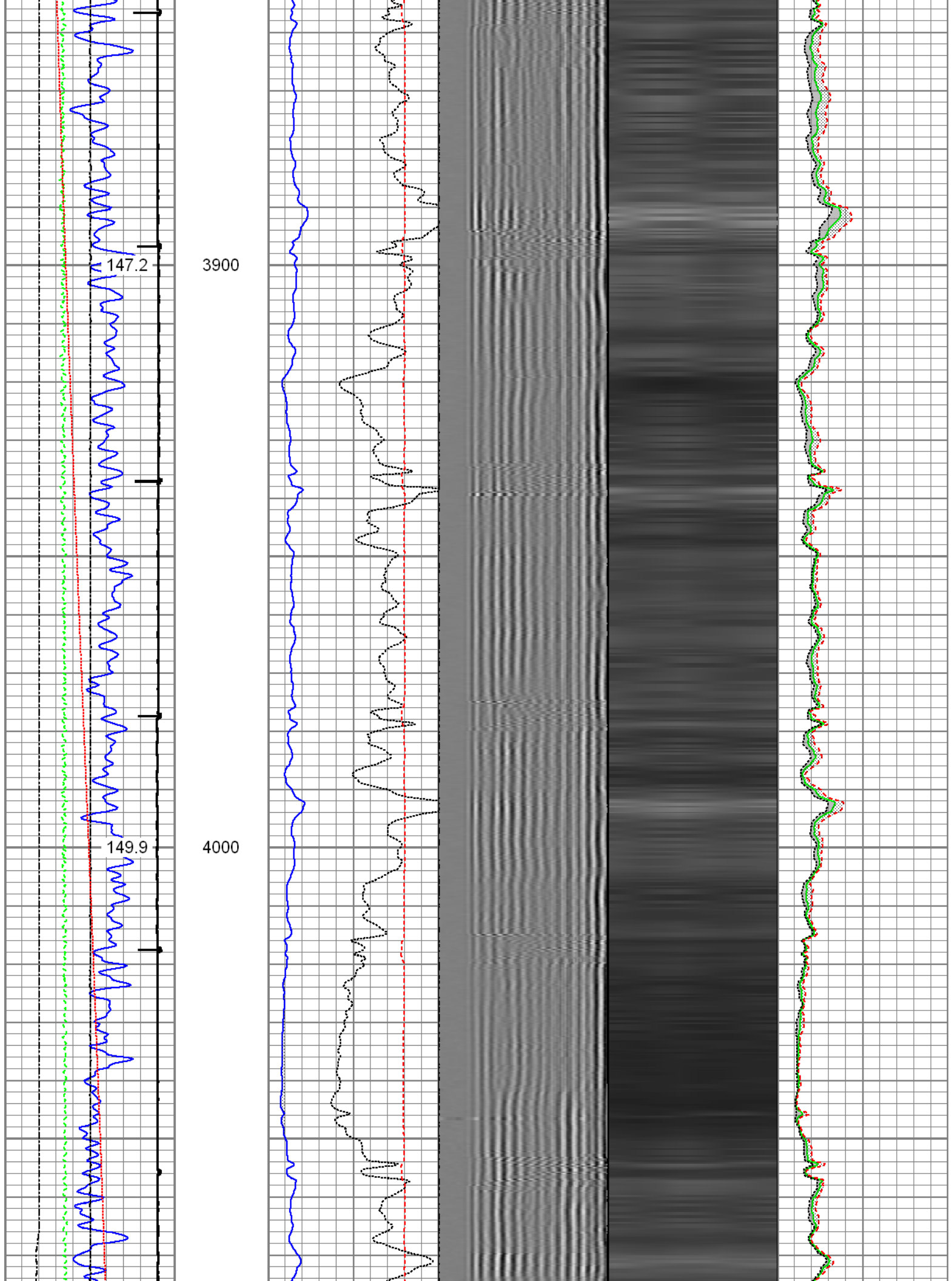


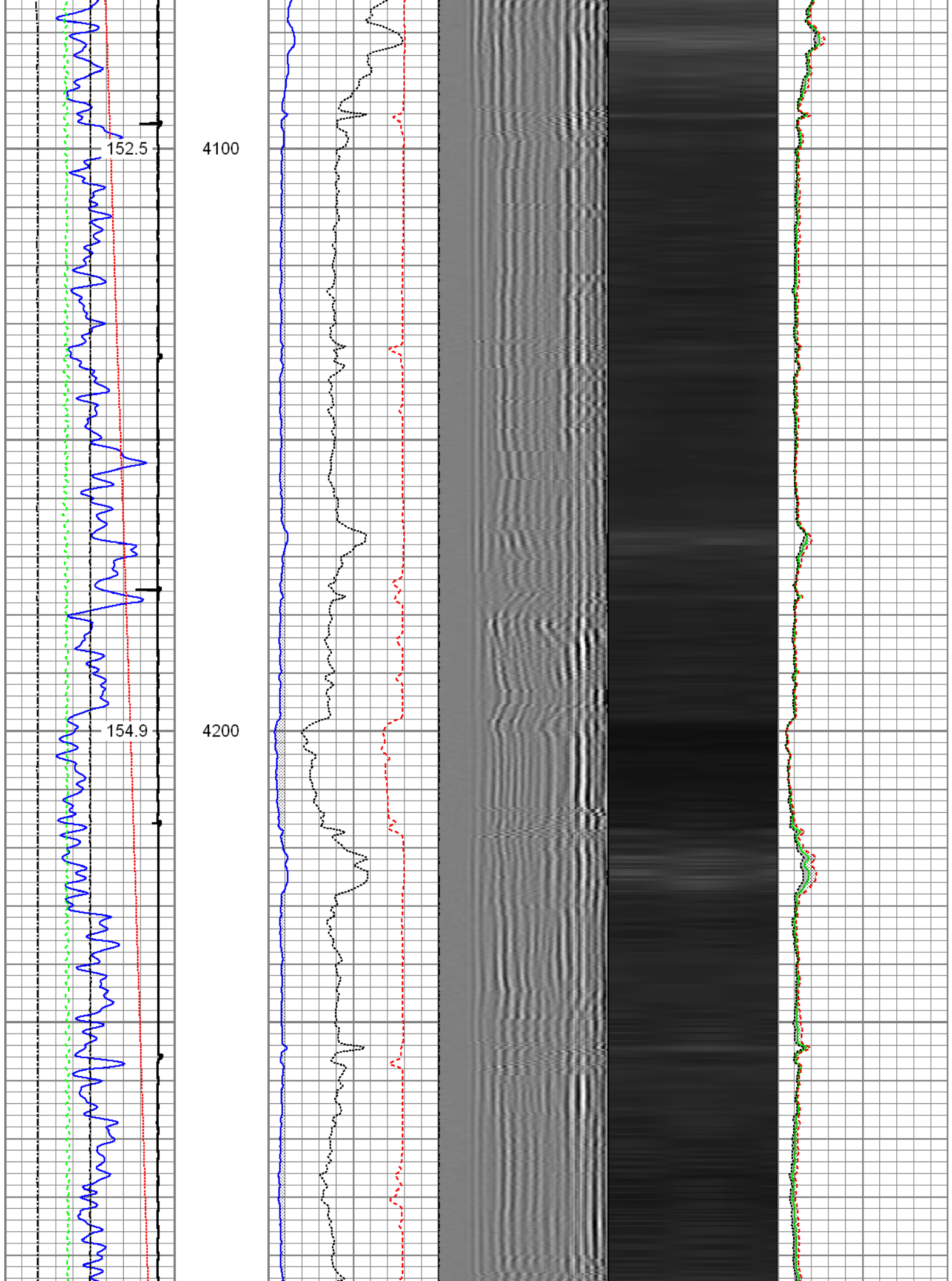
3500

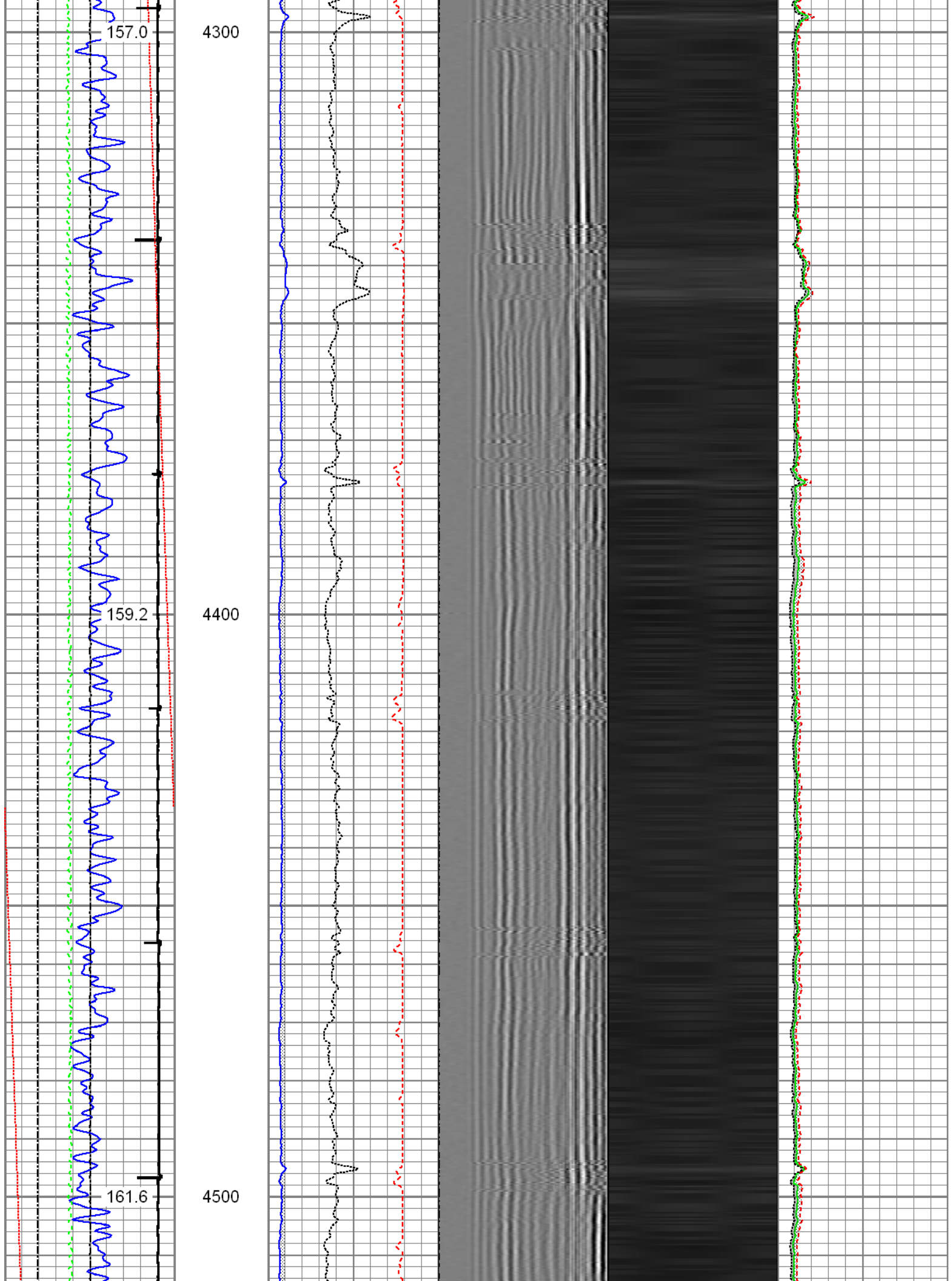
3600

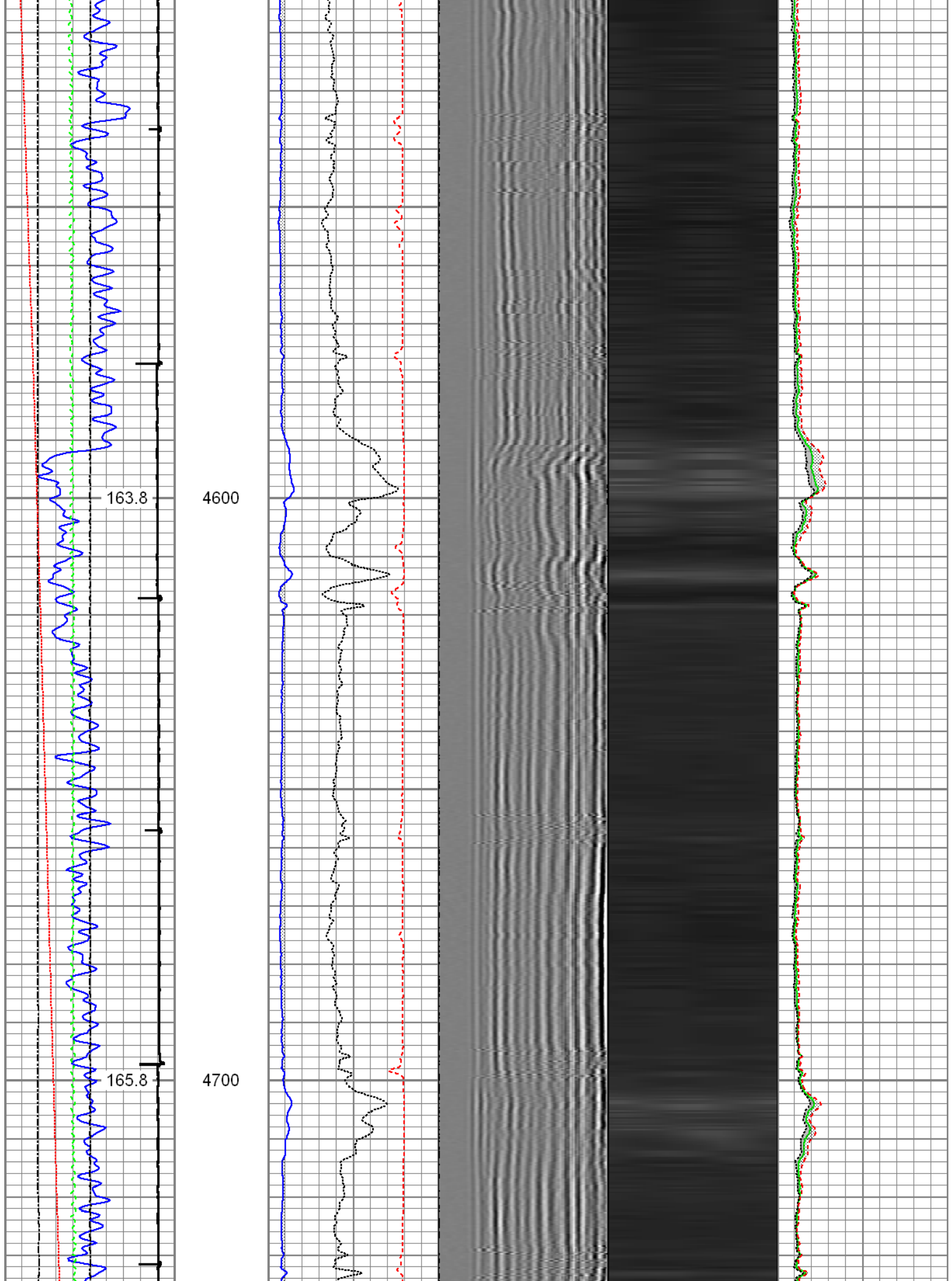


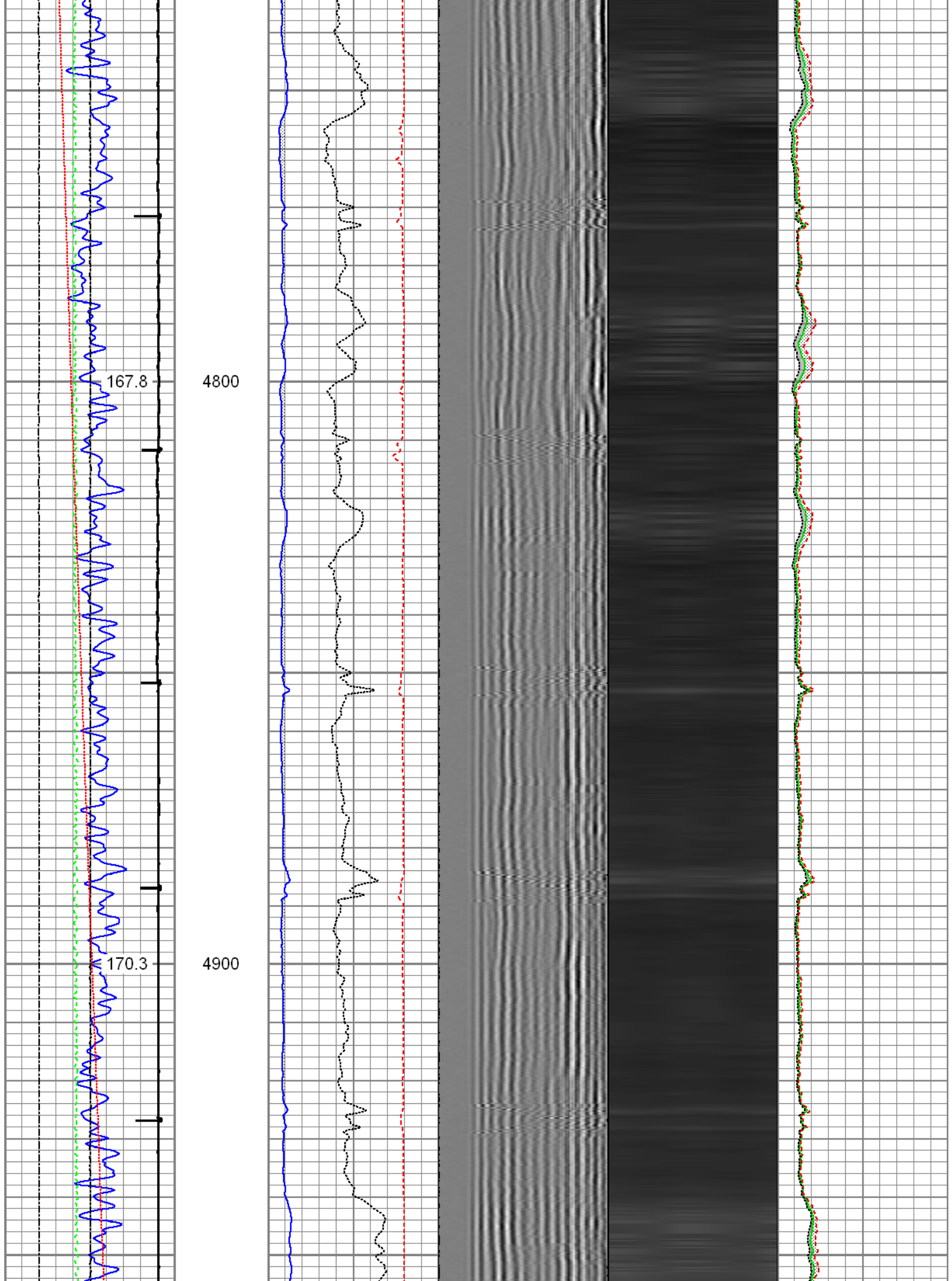


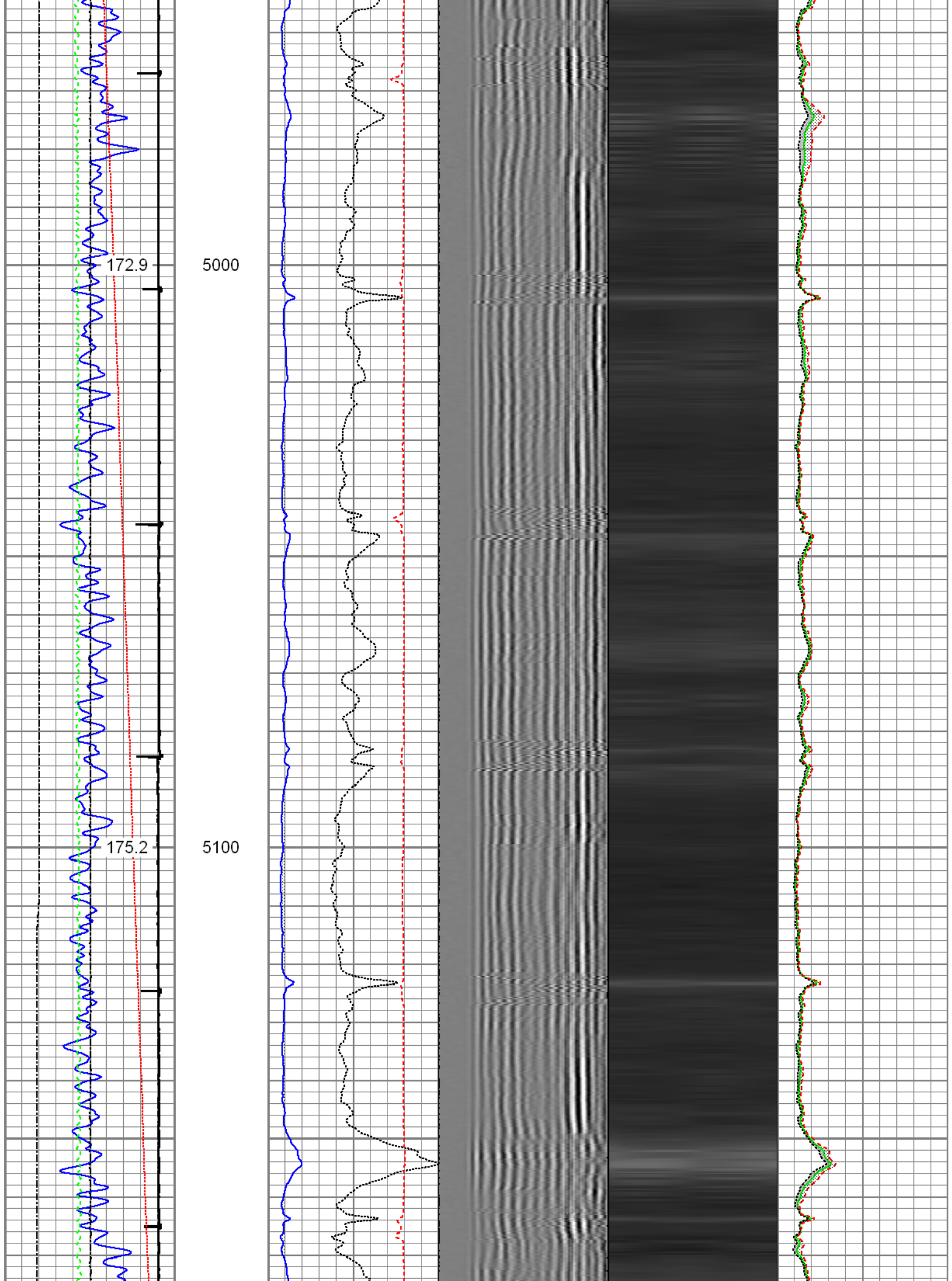


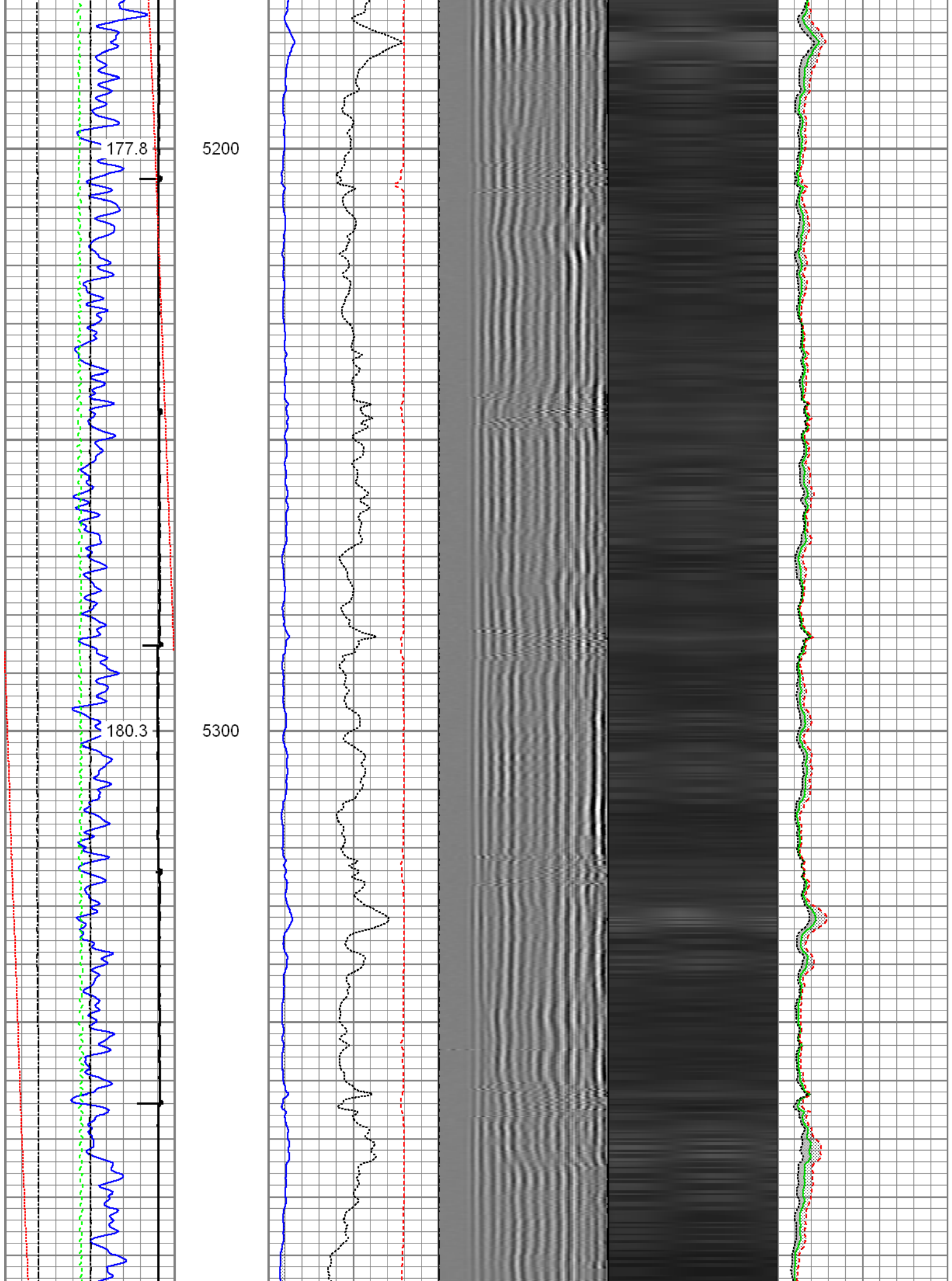


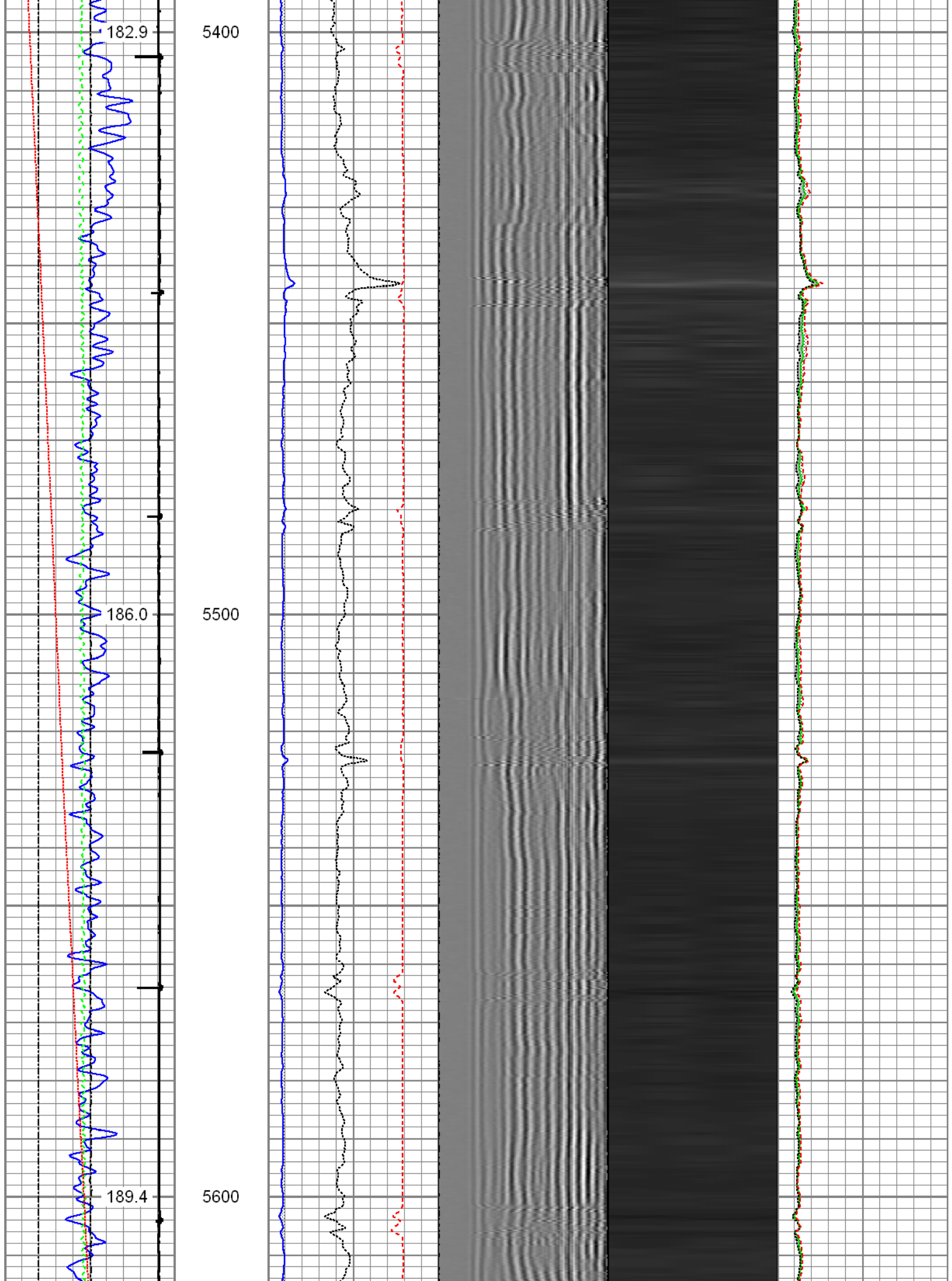


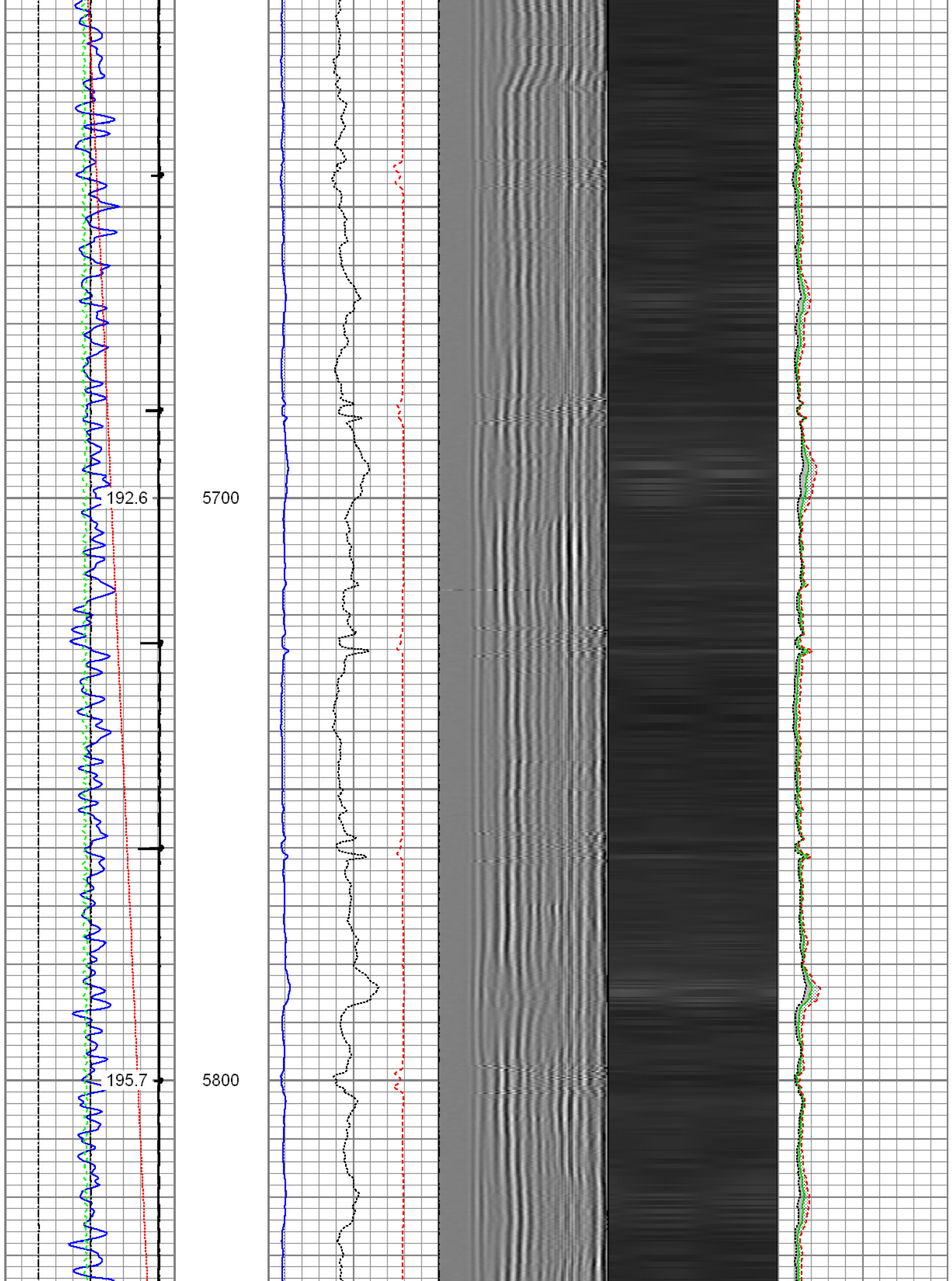


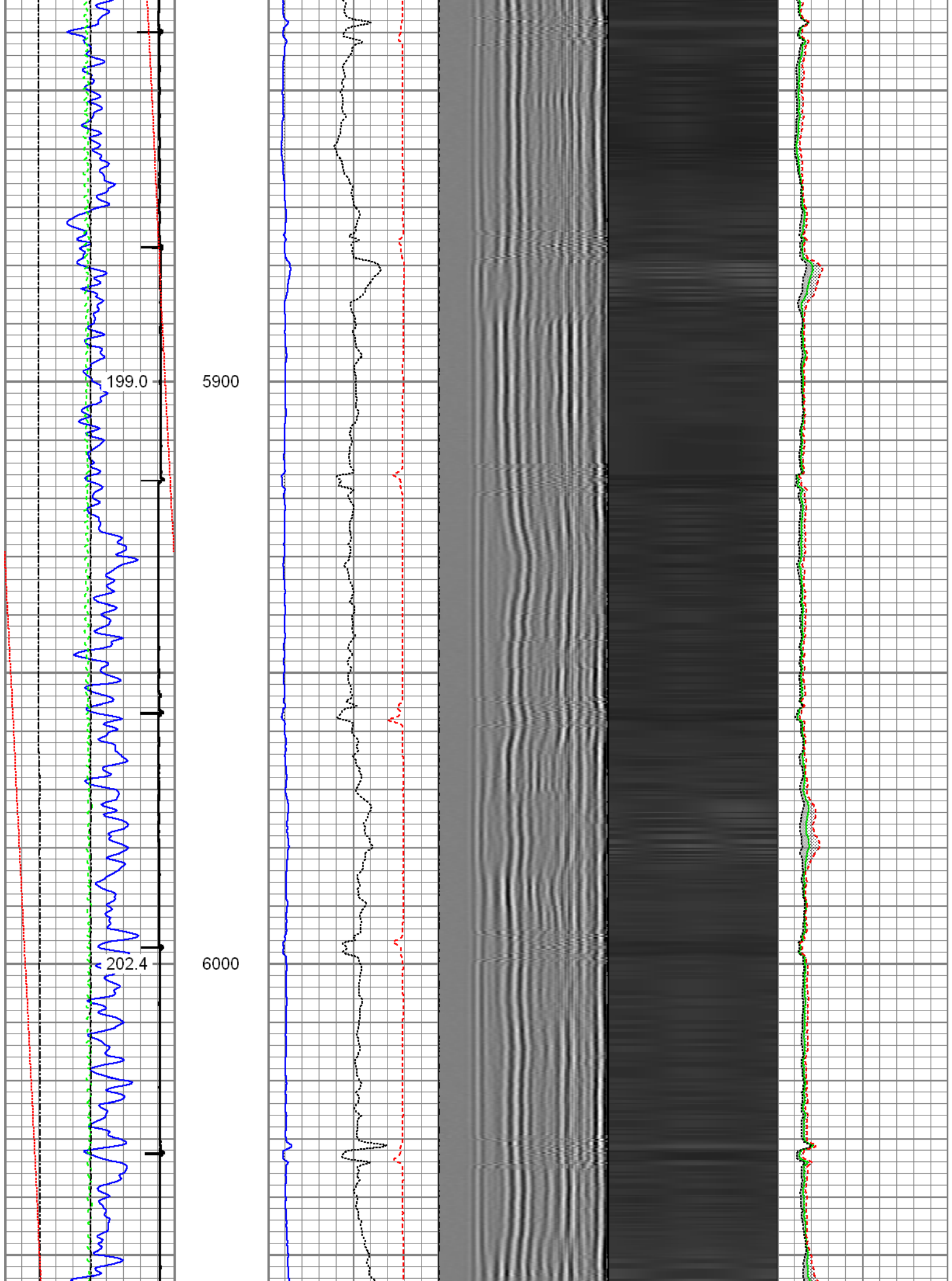


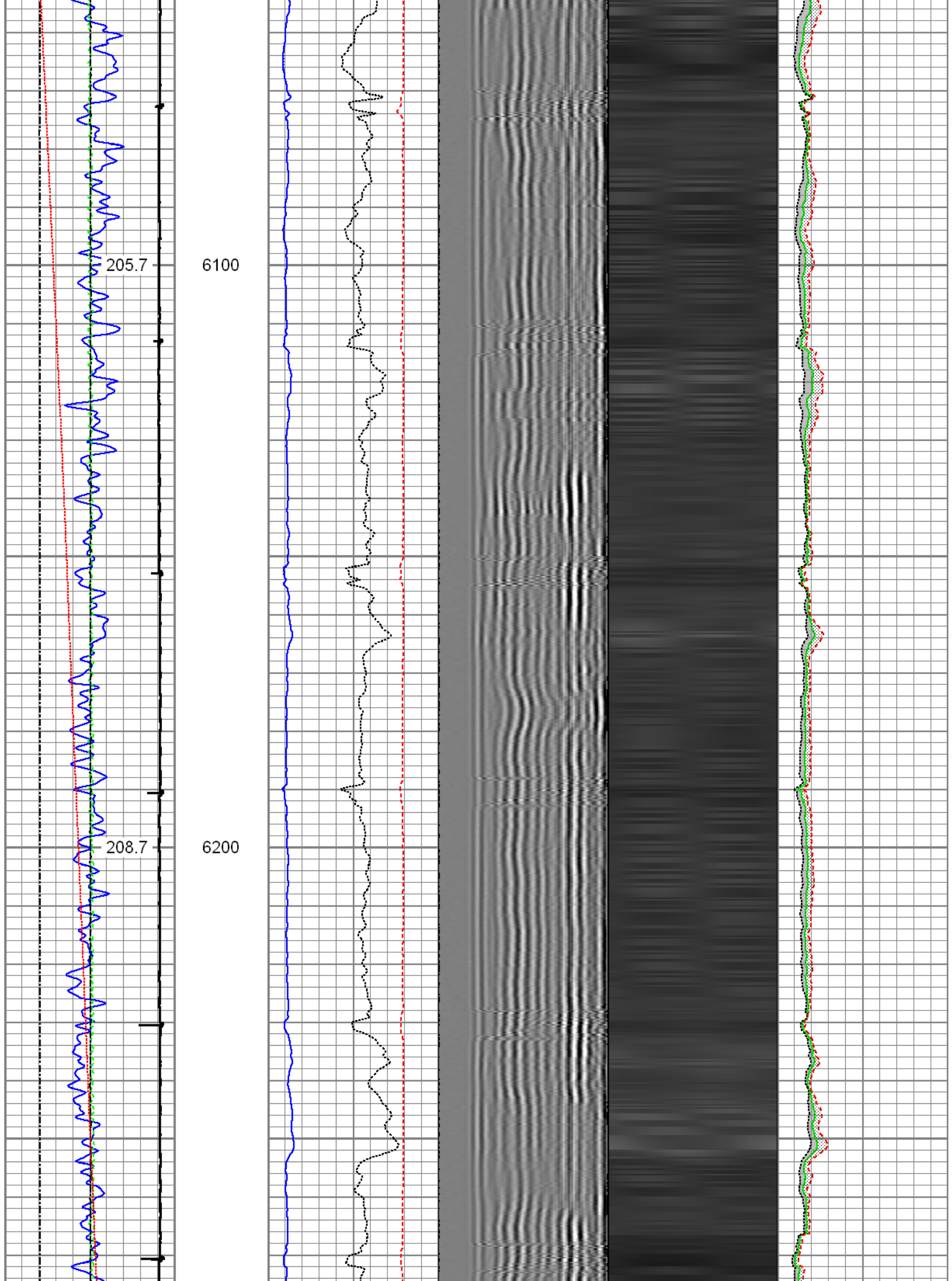


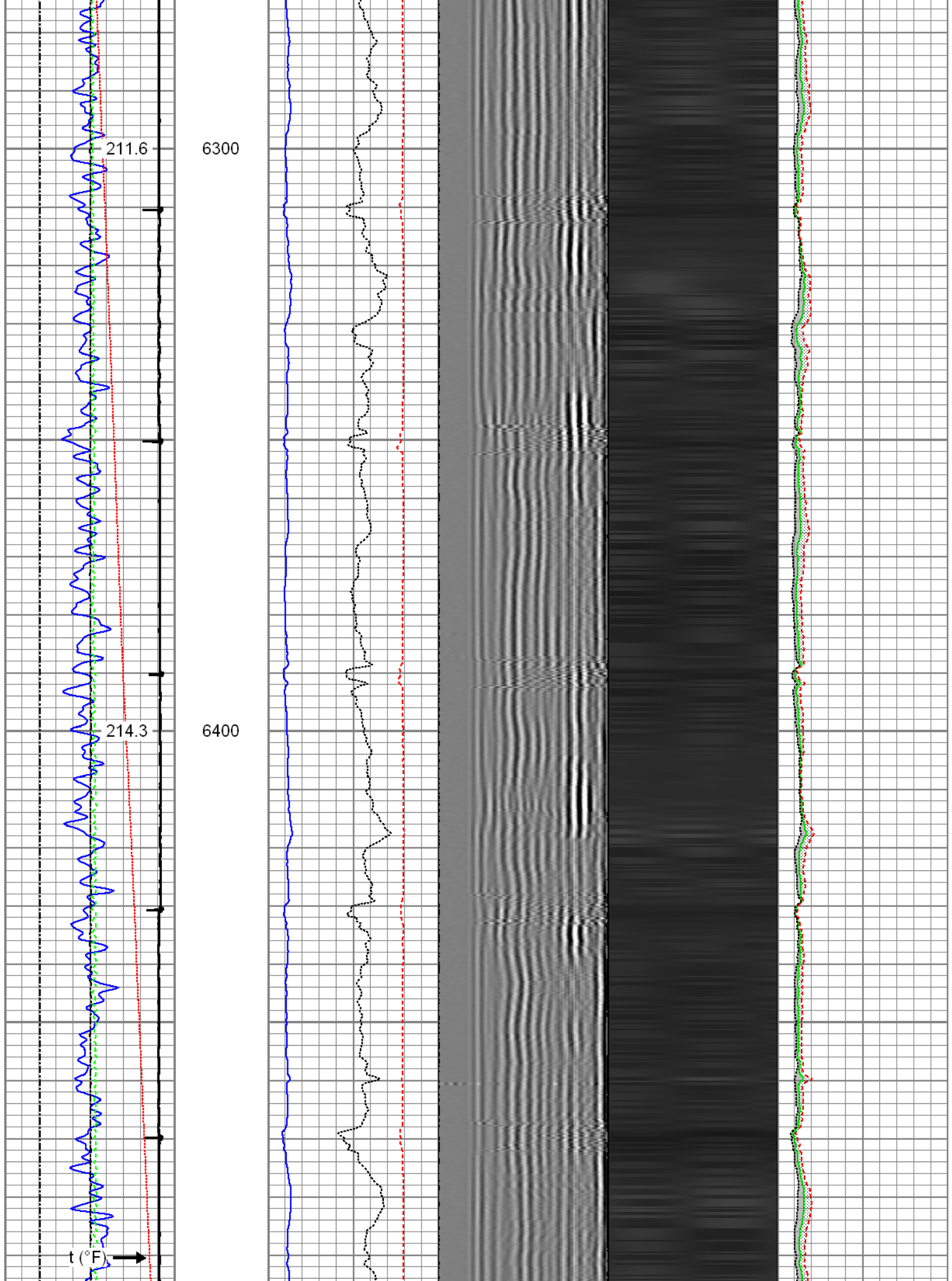


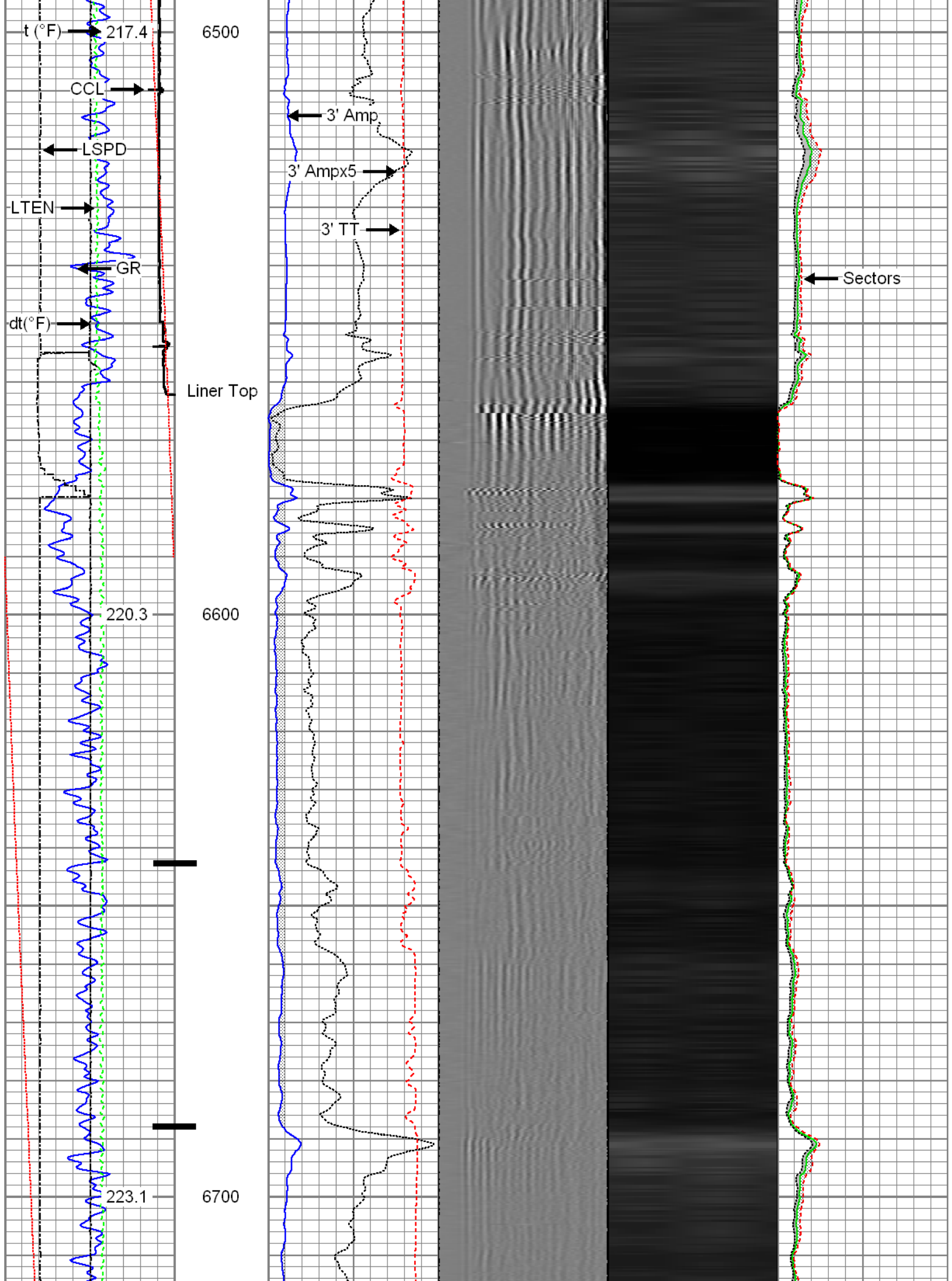


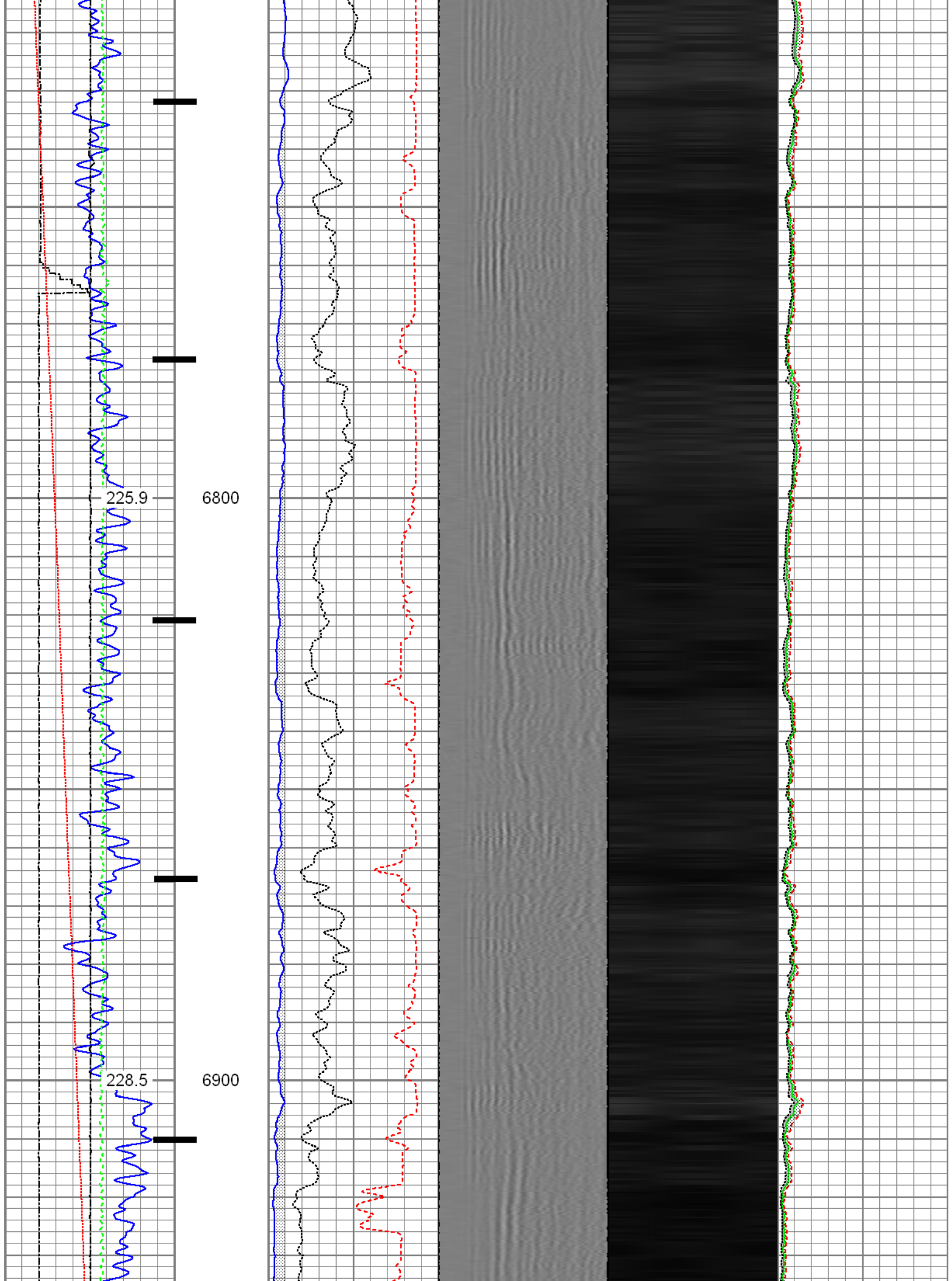


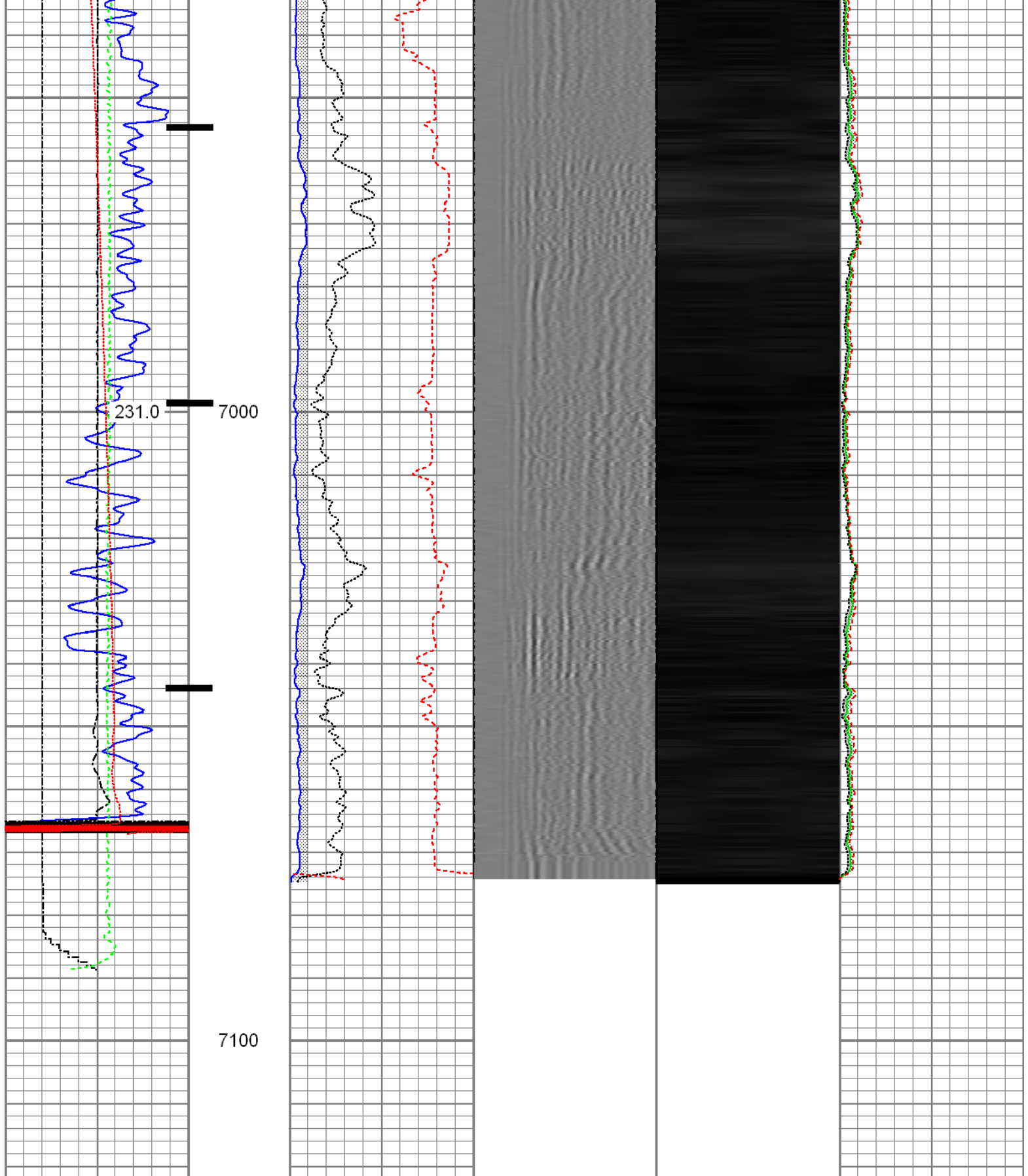













Gamma Ray 0 (GAPI) 120	3' Amplitude 0 (mV) 100	5' Variable Density Log 200 1200	Sector Map	Average Amplitude 0 100
Casing Collar Locator	3' Amplitude x 5 0 (mV) 20			Minimum Amplitude 0 100
Line Speed -100 (ft/min) 100	3' Travel Time 650 (usec) 1500			Maximum Amplitude 0 100
Line Tension 0 (lb) 2000				

Differential Temperature	(degF)	2000
-2	(degF)	2
Temperature		
0	(degF)	20



Repeat Pass

Recorded with 2800 PSI Surface Induced Pressure

Database File: 0512341347_anadarko_jester 40n-14hz_09-03-15_mit_rbl.db

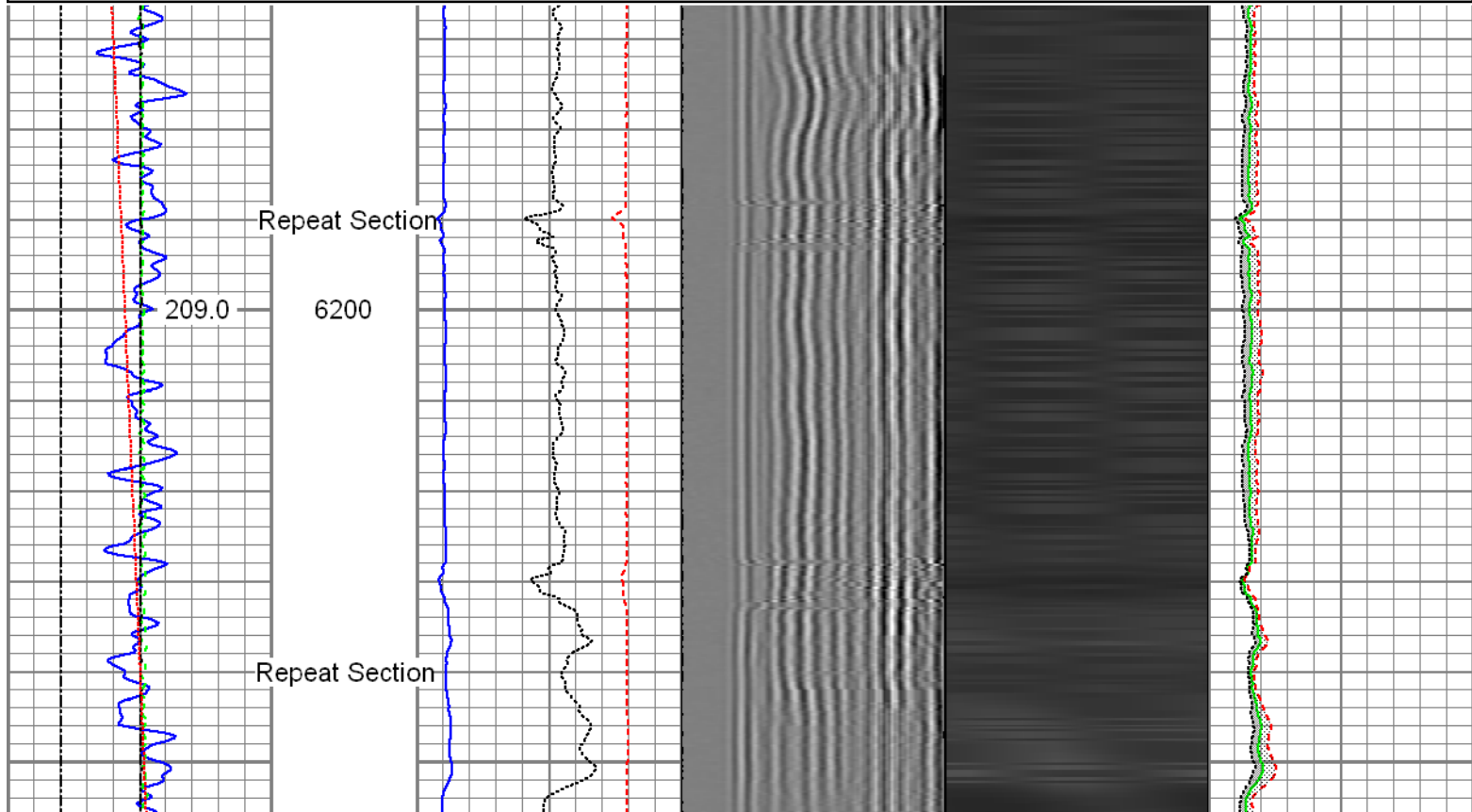
Dataset Pathname: pass4

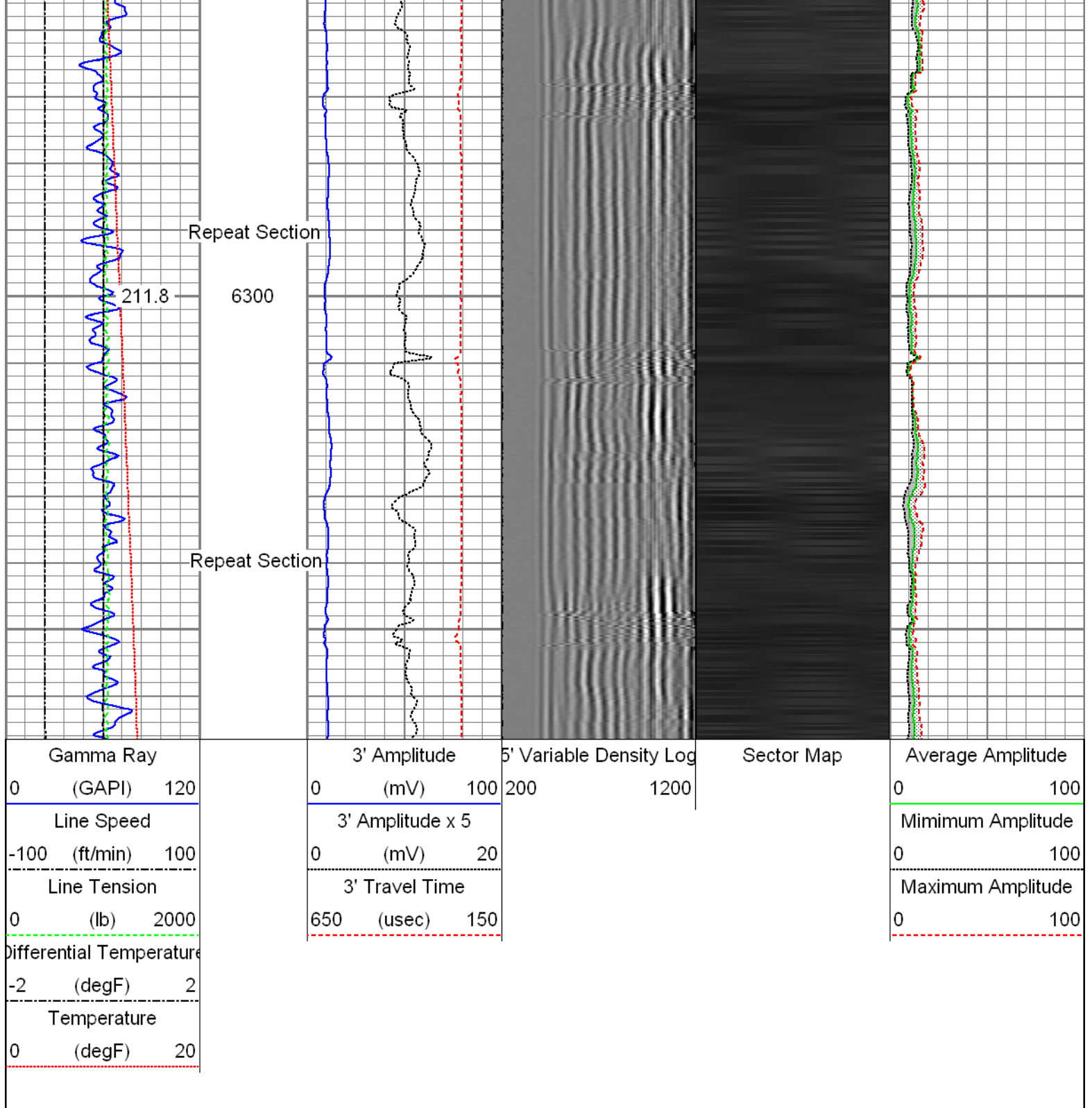
Presentation Format: rbt4_mit


Dataset Creation: Thu Sep 03 12:21:29 2015 by Log 7.0 B1

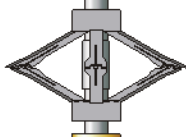
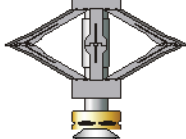
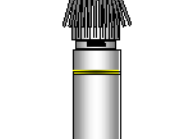
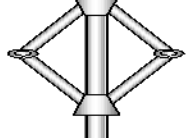
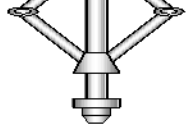
Charted by: Depth in Feet scaled 1:240

<div>Gamma Ray</div> <div>0 (GAPI) 120</div> <hr/> <div>Line Speed</div> <div>-100 (ft/min) 100</div> <hr/> <div>Line Tension</div> <div>0 (lb) 2000</div> <hr/> <div>Differential Temperature</div> <div>-2 (degF) 2</div> <hr/> <div>Temperature</div> <div>0 (degF) 20</div> <hr/>	<div>3' Amplitude</div> <div>0 (mV) 100</div> <hr/> <div>3' Amplitude x 5</div> <div>0 (mV) 20</div> <hr/> <div>3' Travel Time</div> <div>650 (usec) 150</div> <hr/>	<div>5' Variable Density Log</div> <div>200 1200</div>	<div>Sector Map</div>	<div>Average Amplitude</div> <div>0 100</div> <hr/> <div>Mimimum Amplitude</div> <div>0 100</div> <hr/> <div>Maximum Amplitude</div> <div>0 100</div> <hr/>
---	--	--	-----------------------	---





Sensor	Offset (ft)	Schematic	Description	Len (ft)	OD (in)	Wt (lb)
GR	23.85		T_CH14375_1_GO Titan 1-7/16" Assembled Electric Cable Head with 1" Fishing Neck	1.03	1.44	4.00
			UW_AGS-UW_AGS_001 (215017) Sondex Adapter - GO Box to Sondex Pin	0.21	1.69	1.00
			UW_XTU-UW_XTU_002 (10010522) Crossover Ultrawire Toolbus to Ultralink	1.58	1.69	6.50
			UW_PGR-UW_PGR_020 (10019371) Production Gamma Ray	1.93	1.69	9.50
TEMP	22.45		UW_PRT-UW_PRT_016 (10025097) Platinum Resistance Thermometer	1.04	1.69	5.20

				UW_PRC #3 -DSSRAC (082) 2-3/4" DSS 5 Arm Roller Centralizer	2.55	2.75	32.00
WVFS1	15.42			UW_RBT-UW_RBT_004 (1066) Sondex Ultrawire 3- 1/8" Radial Bond Tool	9.47	3.13	140.00
WVFS2	15.42						
WVFS3	15.42						
WVFS4	15.42						
WVFS5	15.42						
WVFS6	15.42						
WVFS7	15.42						
WVFS8	15.42						
CBLTEMP	15.42						
CBLROT	15.42						
WVFS5FT	14.42						
				UW_PRC-DSSRAC (080) 2-3/4" DSS 5 Arm Roller Centralizer	2.55	2.75	32.00
MIT	5.41			UW_MIT-UW_MIT40_027 (218949) 40 Multifinger Imaging Tool	4.54	2.75	61.10
				UW_PRC #4 -UW_PRC_057 (1037) Sondex 2-3/4" 4-Arm Production Roller Centraliser	2.98	2.75	32.00
TSTAMP	0.00			UW_BUL-UW_BUL_006 (031422) Sondex Ultrawire Bullnose Terminator	0.22	1.69	1.20
Dataset: 0512341347_Anadarko_Jester 40N-14HZ_09-03-15_MIT_RBL.db: field/well/run1/pass6 Total Length: 28.09 ft Total Weight: 324.50 lb O.D. 3.13 in							

Calibration Report	
Database File:	0512341347_Anadarko_Jester 40N-14HZ_09-03-15_MIT_RBL.db
Dataset Pathname:	pass7
Dataset Creation:	Thu Sep 03 14:55:47 2015 by Log 7.0 B1
Multi-finger Imaging Tool Calibration Report	
Serial Number:	218949
Number of Fingers:	40
Tool Model:	UW_MIT40_027

Inclinometer Calibration Report	
Report Date:	Mon Sep 07 2015 14:00:04

		Inc X	Inc Y
Vertical:		1996	1984
Finger 1 up:		1780	1738
Finger 31 up:		2235	1756
Finger 21 up:		2216	2228
Finger 11 up:		1736	2196
Sensitivity ratio:	1.0062		
X-axis angle:	131.534		
Deviation const.:	331.322		

Finger Calibration Report
Performed: Thu Sep 03 11:49:48 2015

Ring size:	4		5		6		7
(in)		Sens		Sens		Sens	
Finger 01:	1375	281.0	1656	297.0	1953	310.0	2263
Finger 02:	1439	279.0	1718	292.0	2010	304.0	2314
Finger 03:	1653	279.0	1932	285.0	2217	291.0	2508
Finger 04:	1666	278.0	1944	282.0	2226	285.0	2511
Finger 05:	1530	263.0	1793	272.0	2065	282.0	2347
Finger 06:	1528	258.0	1786	266.0	2052	274.0	2326
Finger 07:	1345	270.0	1615	286.0	1901	301.0	2202
Finger 08:	1539	257.0	1796	264.0	2060	275.0	2335
Finger 09:	1411	269.0	1680	287.0	1967	300.0	2267
Finger 10:	1483	264.0	1747	275.0	2022	286.0	2308
Finger 11:	1469	263.0	1732	280.0	2012	286.0	2298
Finger 12:	1313	278.0	1591	291.0	1882	311.0	2193
Finger 13:	1570	279.0	1849	287.0	2136	297.0	2433
Finger 14:	1411	281.0	1692	291.0	1983	310.0	2293
Finger 15:	1530	260.0	1790	273.0	2063	287.0	2350
Finger 16:	1396	278.0	1674	292.0	1966	312.0	2278
Finger 17:	1629	269.0	1898	277.0	2175	289.0	2464
Finger 18:	1367	287.0	1654	304.0	1958	323.0	2281
Finger 19:	1629	258.0	1887	261.0	2148	263.0	2411
Finger 20:	1497	261.0	1758	278.0	2036	293.0	2329
Finger 21:	1584	248.0	1832	259.0	2091	267.0	2358
Finger 22:	1518	272.0	1790	286.0	2076	297.0	2373
Finger 23:	1336	274.0	1610	288.0	1898	302.0	2200
Finger 24:	1668	263.0	1931	272.0	2203	281.0	2484
Finger 25:	1351	286.0	1637	309.0	1946	324.0	2270
Finger 26:	1525	285.0	1810	298.0	2108	308.0	2416
Finger 27:	1458	256.0	1714	274.0	1988	286.0	2274
Finger 28:	1619	277.0	1896	287.0	2183	293.0	2476
Finger 29:	1460	270.0	1730	291.0	2021	302.0	2323
Finger 30:	1411	273.0	1684	296.0	1980	307.0	2287
Finger 31:	1520	265.0	1785	282.0	2067	289.0	2356
Finger 32:	1338	264.0	1602	286.0	1888	296.0	2184
Finger 33:	1601	300.0	1901	317.0	2218	318.0	2536
Finger 34:	1532	270.0	1802	283.0	2085	285.0	2370
Finger 35:	1431	266.0	1697	287.0	1984	290.0	2274
Finger 36:	1582	281.0	1863	295.0	2158	297.0	2455
Finger 37:	1594	277.0	1871	288.0	2159	295.0	2454
Finger 38:	1483	277.0	1760	290.0	2050	300.0	2350
Finger 39:	1459	278.0	1737	298.0	2035	308.0	2343
Finger 40:	1577	286.0	1863	302.0	2165	302.0	2467

Post Survey Calibration Check
Performed: Thu Sep 03 14:55:41 2015

Ring size:	4	Nom.	5	Nom.	6	Nom.	7	Nom.
(in)		wear		wear		wear		wear
Finger 01:	4.006	0.003	5.002	0.001	6.010	0.005	7.010	0.005
Finger 02:	3.993	-0.004	4.989	-0.005	5.994	-0.003	7.005	0.002

Finger 03:	3.998	-0.001	4.997	-0.002	6.000	0.000	7.008	0.004
Finger 04:	3.999	-0.001	5.001	0.000	6.004	0.002	7.012	0.006
Finger 05:	3.997	-0.001	5.001	0.000	5.996	-0.002	7.015	0.008
Finger 06:	3.999	-0.000	5.000	0.000	5.999	-0.001	7.007	0.004
Finger 07:	4.004	0.002	5.001	0.000	6.003	0.001	7.007	0.004
Finger 08:	3.995	-0.002	4.996	-0.002	6.001	0.000	7.013	0.006
Finger 09:	3.990	-0.005	4.986	-0.007	5.977	-0.011	6.984	-0.008
Finger 10:	3.988	-0.006	4.995	-0.003	6.002	0.001	7.009	0.005
Finger 11:	4.001	0.001	4.983	-0.009	5.955	-0.022	6.948	-0.026
Finger 12:	4.010	0.005	4.993	-0.004	6.000	-0.000	6.999	-0.001
Finger 13:	4.001	0.001	4.994	-0.003	5.998	-0.001	6.999	-0.000
Finger 14:	4.013	0.007	4.996	-0.002	6.003	0.001	7.004	0.002
Finger 15:	3.992	-0.004	4.994	-0.003	5.987	-0.006	6.998	-0.001
Finger 16:	4.001	0.000	4.999	-0.000	5.993	-0.004	6.999	-0.001
Finger 17:	3.990	-0.005	4.987	-0.007	5.991	-0.004	7.011	0.005
Finger 18:	4.006	0.003	5.009	0.004	5.999	-0.000	7.025	0.013
Finger 19:	3.993	-0.003	5.013	0.007	6.000	-0.000	7.016	0.008
Finger 20:	4.035	0.018	5.090	0.045	6.066	0.033	7.001	0.001
Finger 21:	3.992	-0.004	5.014	0.007	6.009	0.005	7.031	0.016
Finger 22:	3.996	-0.002	5.004	0.002	5.990	-0.005	7.023	0.011
Finger 23:	4.017	0.008	4.993	-0.004	5.989	-0.005	7.008	0.004
Finger 24:	4.001	0.000	4.989	-0.006	5.989	-0.005	6.999	-0.001
Finger 25:	4.000	-0.000	4.995	-0.003	5.987	-0.007	7.000	0.000
Finger 26:	3.991	-0.005	4.995	-0.003	5.987	-0.007	7.021	0.011
Finger 27:	3.991	-0.004	4.992	-0.004	5.998	-0.001	6.986	-0.007
Finger 28:	4.001	0.001	4.993	-0.004	5.988	-0.006	6.984	-0.008
Finger 29:	3.999	-0.000	4.997	-0.002	5.993	-0.004	6.989	-0.006
Finger 30:	3.993	-0.003	4.998	-0.001	5.994	-0.003	6.994	-0.003
Finger 31:	3.999	-0.000	4.996	-0.002	5.996	-0.002	6.996	-0.002
Finger 32:	3.997	-0.001	4.994	-0.003	6.001	0.000	7.005	0.003
Finger 33:	3.999	-0.001	4.992	-0.004	5.993	-0.004	7.000	0.000
Finger 34:	3.994	-0.003	4.994	-0.003	5.994	-0.003	7.003	0.002
Finger 35:	4.008	0.004	4.999	-0.001	5.995	-0.002	7.012	0.006
Finger 36:	3.992	-0.004	4.994	-0.003	5.990	-0.005	7.001	0.000
Finger 37:	4.009	0.005	4.999	-0.000	6.002	0.001	7.003	0.002
Finger 38:	4.002	0.001	4.987	-0.006	5.990	-0.005	6.995	-0.002
Finger 39:	4.027	0.013	5.026	0.013	6.031	0.015	7.033	0.017
Finger 40:	4.002	0.001	4.998	-0.001	5.989	-0.005	7.006	0.003
Average:	4.000	0.000	4.999	-0.000	5.997	-0.001	7.004	0.002

Segmented Cement Bond Log Calibration Report

Serial Number:	1066
Tool Model:	UW_RBT_004
Calibration Casing Diameter:	7.000 in
Calibration Depth:	-29.431 ft

Master Calibration, performed Thu Sep 03 11:48:03 2015:						
	Raw (v)		Calibrated (mv)		Results	
	Zero	Cal	Zero	Cal	Gain	Offset
3FT	-0.002	0.693	0.800	62.165	88.347	0.981
5FT	-0.006	0.653	0.800	62.165	93.109	1.368
S1	-0.002	0.666	0.000	100.000	149.853	0.262
S2	-0.003	0.677	0.000	100.000	147.214	0.370
S3	-0.002	0.686	0.000	100.000	145.169	0.354
S4	-0.004	0.701	0.000	100.000	141.856	0.513
S5	-0.002	0.705	0.000	100.000	141.410	0.323
S6	-0.002	0.712	0.000	100.000	139.925	0.321
S7	-0.001	0.715	0.000	100.000	139.653	0.176
S8	-0.002	0.688	0.000	100.000	145.079	0.246

Temperature Calibration Report

Serial Number: 10025097
 Tool Model: UW_PRT_016
 Performed: Wed Feb 11 13:44:44 2015

Point #	Reading		Reference	
1	13053.00	cps	68.00	degF
2	18014.00	cps	104.00	degF
3	29668.00	cps	176.00	degF
4	41181.00	cps	248.00	degF
5	52983.00	cps	320.00	degF
6	58931.00	cps	356.00	degF
7		cps		degF
8		cps		degF
9		cps		degF
10		cps		degF

Gamma Ray Calibration Report

Serial Number: 10019371
 Tool Model: UW_PGR_020
 Performed: Sun Jun 13 13:33:21 1993

Calibrator Value: 1.0 GAPI

Background Reading: 0.0 cps
 Calibrator Reading: 1.0 cps

Sensitivity: 1.0000 GAPI/cps



Company: Kerr-McGee Oil & Gas Onshore, L.P.
 Well: Jester 40N-14HZ
 Field: Wattenberg
 County: Weld
 State: Colorado