

Session Report

9/24/2014

Information Panel

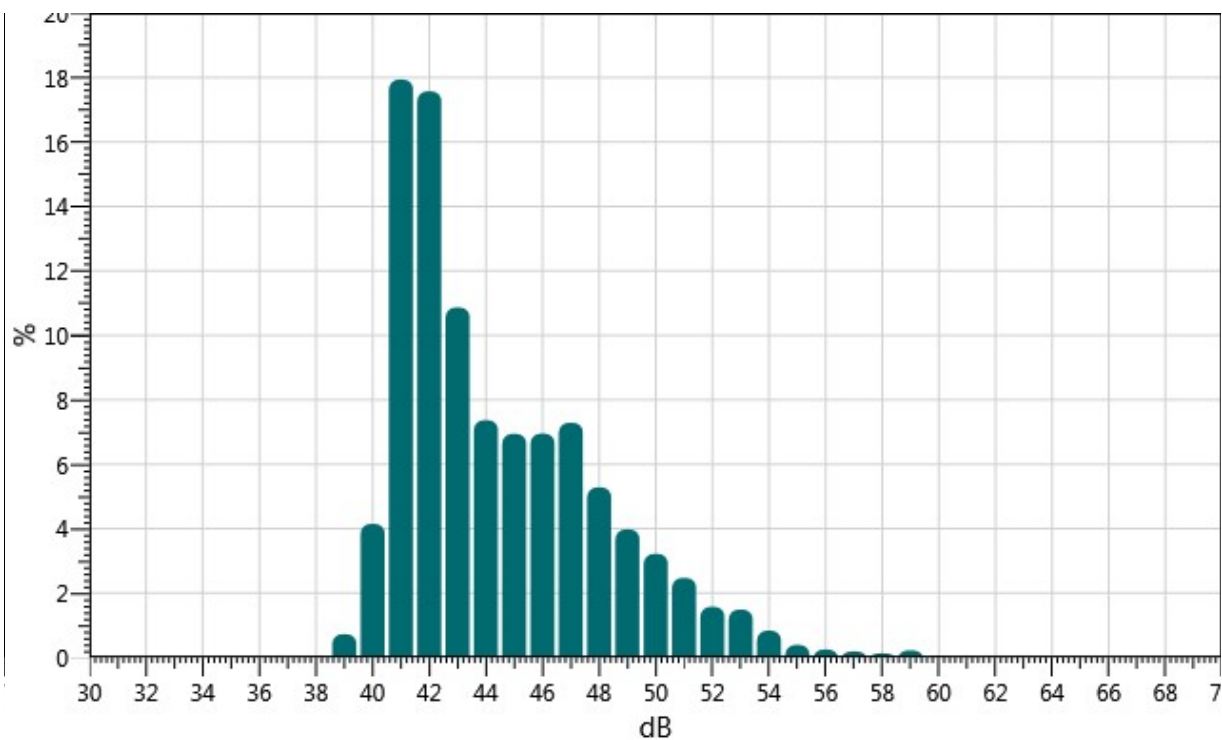
Name	Colorado Interstate Gas Storage Facility (120078)
Start Time	9/23/2014 4:13:29 PM
Stop Time	9/23/2014 5:15:55 PM
Device Name	BGN010009
Model Type	SoundPro DL
Device Firmware Rev	R.13F
Comments	Sound survey was conducted 350' west of the sound source in the direction of the complainant's house. The temperature was 81 degrees Fahrenheit, and the wind was 4.4 knots out of the NNE.

Summary Data Panel

<u>Description</u>	<u>Meter</u>	<u>Value</u>	<u>Description</u>	<u>Meter</u>	<u>Value</u>
Leq	1	47.1 dB			
Exchange Rate	1	3 dB	Weighting	1	A
Response	1	SLOW	Bandwidth	1	OFF
Exchange Rate	2	3 dB	Weighting	2	C
Response	2	SLOW			

Statistics Chart

Colorado Interstate Gas Storage Facility (120078): Statistics Chart

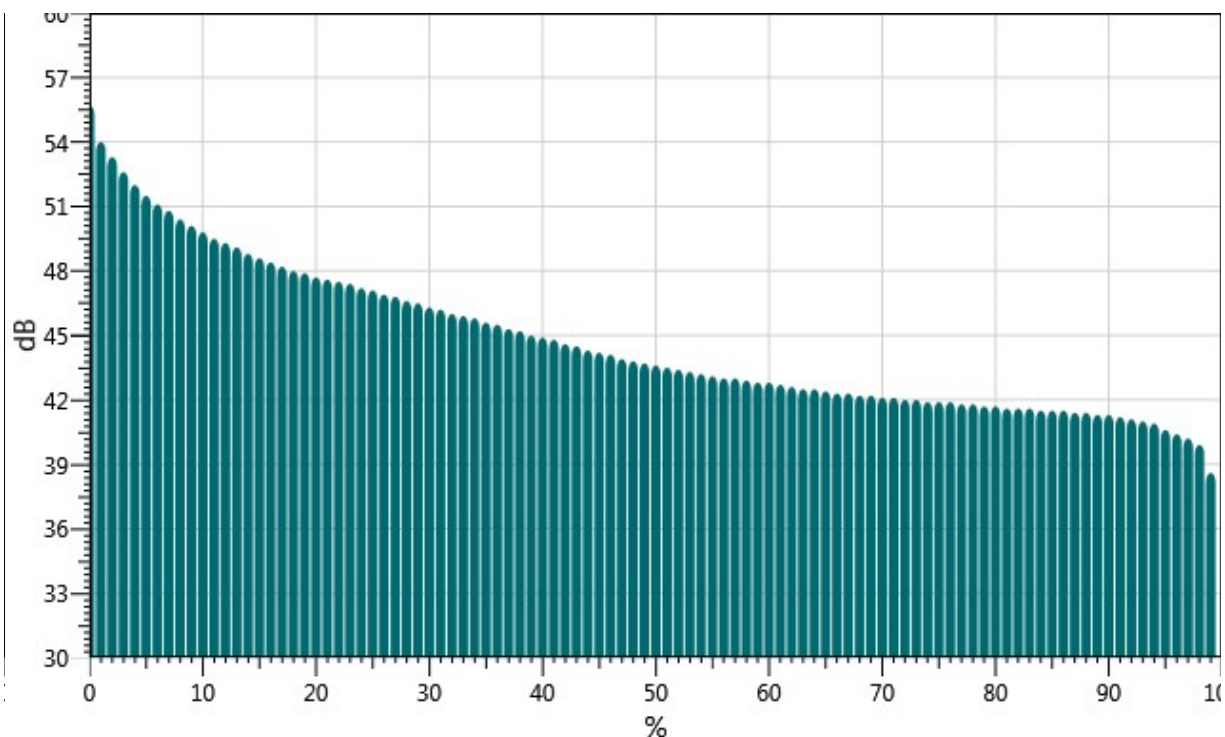


Exceedance Table

.	0%	1%	2%	3%	4%	5%	6%	%7	%8	%9
0%:		55.7	54.0	53.3	52.6	52.0	51.5	51.1	50.8	50.4
10%:	50.1	49.8	49.5	49.3	49.1	48.8	48.6	48.4	48.2	48.0
20%:	47.9	47.7	47.6	47.5	47.4	47.2	47.1	46.9	46.8	46.6
30%:	46.5	46.3	46.2	46.0	45.9	45.8	45.6	45.5	45.3	45.2
40%:	45.0	44.9	44.8	44.6	44.5	44.3	44.2	44.1	43.9	43.8
50%:	43.7	43.6	43.5	43.4	43.3	43.2	43.1	43.0	43.0	42.9
60%:	42.8	42.8	42.7	42.6	42.5	42.5	42.4	42.3	42.3	42.2
70%:	42.2	42.1	42.1	42.0	42.0	41.9	41.9	41.9	41.8	41.8
80%:	41.7	41.7	41.6	41.6	41.6	41.5	41.5	41.5	41.4	41.4
90%:	41.3	41.3	41.2	41.1	41.0	40.9	40.6	40.4	40.2	39.9
100%:	38.6									

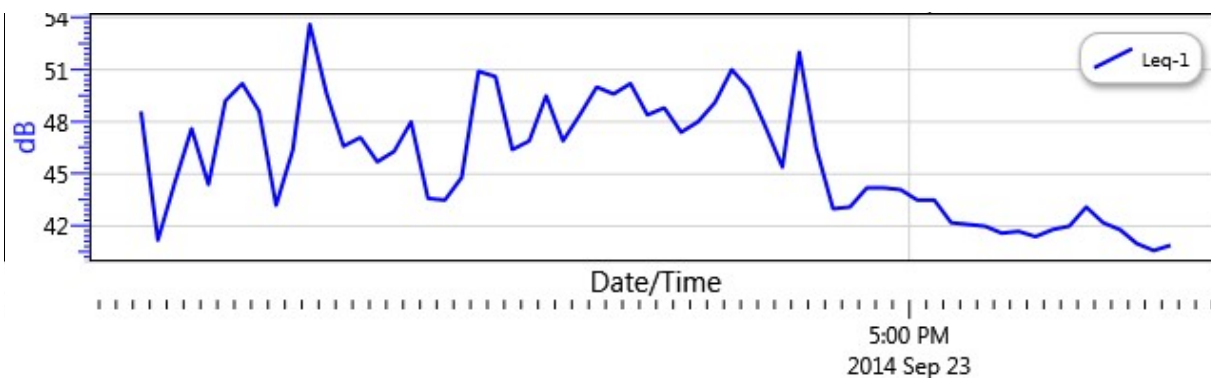
Exceedance Chart

Colorado Interstate Gas Storage Facility (120078): Exceedance Chart



Logged Data Chart

Colorado Interstate Gas Storage Facility (120078): Logged Data Chart



Calibration History

Date	Calibration Action	Level	Cal. Model Type	Serial Number	Cert. Due Date
9/23/2014 4:12:08 PM	Calibration	114.0			
9/23/2014 5:16:30 PM	Verification	114.1			