



03/06/13

Technical Report for

XTO Energy

XTO Love Ranch 8

1108-7A

Accutest Job Number: D43725

Sampling Date: 02/20/13


Report to:

KRW Consulting, Inc.
8000 West 14th Avenue
Lakewood, CO 80214
dknudson@krwconsulting.com; jhess@krwconsulting.com;
crachak@krwconsulting.com; rrasnic@krwconsulting.com;
ATTN: Dwayne Knudson

Total number of pages in report: 85



Test results contained within this data package meet the requirements of the National Environmental Laboratory Accreditation Conference and/or state specific certification programs as applicable.


Brad Madadian
Laboratory Director

Client Service contact: Renea Jackson 303-425-6021

Certifications: CO, ID, NE, NM, ND (R-027) (PW), UT (NELAP CO00049), TX (T104704511-12-1)

This report shall not be reproduced, except in its entirety, without the written approval of Accutest Laboratories.
Test results relate only to samples analyzed.

Table of Contents

-1-

Section 1: Sample Summary	3
Section 2: Case Narrative/Conformance Summary	4
Section 3: Summary of Hits	5
Section 4: Sample Results	6
4.1: D43725-1: CUTTINGS SUBLINER 1	7
4.2: D43725-2: CUTTINGS SUBLINER 2	8
4.3: D43725-3: CUTTINGS SUBLINER 3	9
4.4: D43725-4: CUTTINGS SUBLINER 4	10
4.5: D43725-5: CUTTINGS SUBLINER 5	11
Section 5: Misc. Forms	12
5.1: Chain of Custody	13
Section 6: GC/MS Volatiles - QC Data Summaries	15
6.1: Method Blank Summary	16
6.2: Blank Spike Summary	17
6.3: Matrix Spike/Matrix Spike Duplicate Summary	18
Section 7: GC/MS Volatiles - Raw Data	19
7.1: Samples	20
7.2: Method Blanks	78



Sample Summary

XTO Energy

Job No: D43725

XTO Love Ranch 8
Project No: 1108-7A

Sample Number	Collected Date	Time By	Received	Matrix Code	Type	Client Sample ID
D43725-1	02/20/13	09:35 DS	02/22/13	SO	Soil	CUTTINGS SUBLINER 1
D43725-2	02/20/13	09:40 DS	02/22/13	SO	Soil	CUTTINGS SUBLINER 2
D43725-3	02/20/13	09:45 DS	02/22/13	SO	Soil	CUTTINGS SUBLINER 3
D43725-4	02/20/13	09:50 DS	02/22/13	SO	Soil	CUTTINGS SUBLINER 4
D43725-5	02/20/13	09:55 DS	02/22/13	SO	Soil	CUTTINGS SUBLINER 5

Soil samples reported on a dry weight basis unless otherwise indicated on result page.



CASE NARRATIVE / CONFORMANCE SUMMARY

Client: XTO Energy

Job No D43725

Site: XTO Love Ranch 8

Report Date 3/6/2013 1:49:06 PM

On 02/22/2013, 5 sample(s), 0 Trip Blank(s), and 0 Field Blank(s) were received at Accutest Mountain States (AMS) at a temperature of 3.3 °C. The samples were intact and properly preserved, unless noted below. An AMS Job Number of D43725 was assigned to the project. The lab sample ID, client sample ID, and date of sample collection are detailed in the report's Results Summary.

Specified quality control criteria were achieved for this job except as noted below. For more information, please refer to the analytical results and QC summary pages.

Volatiles by GCMS By Method SW846 8260B

Matrix SO

Batch ID: V5V1572

- All samples were analyzed within the recommended method holding time.
- All method blanks for this batch meet method specific criteria.
- Sample(s) D43725-1MS, D43725-1MSD were used as the QC samples indicated.

Wet Chemistry By Method SM19 2540B M

Matrix SO

Batch ID: GN19119

- The data for SM19 2540B M meets quality control requirements.

AMS certifies that data reported for samples received, listed on the associated custody chain or analytical task order, were produced to specifications meeting AMS's Quality System precision, accuracy and completeness objectives except as noted.

Estimated non-standard method measurement uncertainty data is available on request, based on quality control bias and implicit for standard methods. Acceptable uncertainty requires tested parameter quality control data to meet method criteria.

AMS is not responsible for data quality assumptions if partial reports are used and recommends that this report be used in its entirety. This report is authorized by AMS indicated via signature on the report cover.

Summary of Hits

Page 1 of 1

Job Number: D43725
Account: XTO Energy
Project: XTO Love Ranch 8
Collected: 02/20/13



Lab Sample ID Analyte	Client Sample ID	Result/ Qual	RL	MDL	Units	Method
--------------------------	------------------	-----------------	----	-----	-------	--------

D43725-1 CUTTINGS SUBLINER 1

No hits reported in this sample.

D43725-2 CUTTINGS SUBLINER 2

No hits reported in this sample.

D43725-3 CUTTINGS SUBLINER 3

Benzene	0.0809	0.062	0.031	mg/kg	SW846 8260B
---------	--------	-------	-------	-------	-------------

D43725-4 CUTTINGS SUBLINER 4

No hits reported in this sample.

D43725-5 CUTTINGS SUBLINER 5

Benzene	0.0308 J	0.060	0.030	mg/kg	SW846 8260B
---------	----------	-------	-------	-------	-------------

Sample Results

Report of Analysis

Accutest Laboratories

Report of Analysis

Page 1 of 1

Client Sample ID:	CUTTINGS SUBLINER 1	
Lab Sample ID:	D43725-1	Date Sampled: 02/20/13
Matrix:	SO - Soil	Date Received: 02/22/13
Method:	SW846 8260B	Percent Solids: 81.1
Project:	XTO Love Ranch 8	

	File ID	DF	Analyzed	By	Prep Date	Prep Batch	Analytical Batch
Run #1	5V25843.D	1	03/01/13	BD	n/a	n/a	V5V1572
Run #2							

	Initial Weight	Final Volume	Methanol Aliquot
Run #1	5.01 g	5.0 ml	100 ul
Run #2			

CAS No.	Compound	Result	RL	MDL	Units	Q
71-43-2	Benzene	ND	0.073	0.037	mg/kg	

CAS No.	Surrogate Recoveries	Run# 1	Run# 2	Limits
2037-26-5	Toluene-D8	87%		64-130%
460-00-4	4-Bromofluorobenzene	113%		62-131%
17060-07-0	1,2-Dichloroethane-D4	82%		70-130%

ND = Not detected MDL - Method Detection Limit
 RL = Reporting Limit
 E = Indicates value exceeds calibration range

J = Indicates an estimated value
 B = Indicates analyte found in associated method blank
 N = Indicates presumptive evidence of a compound

Accutest Laboratories

Report of Analysis

Page 1 of 1

Client Sample ID:	CUTTINGS SUBLINER 2	
Lab Sample ID:	D43725-2	Date Sampled: 02/20/13
Matrix:	SO - Soil	Date Received: 02/22/13
Method:	SW846 8260B	Percent Solids: 92.6
Project:	XTO Love Ranch 8	

	File ID	DF	Analyzed	By	Prep Date	Prep Batch	Analytical Batch
Run #1	5V25846.D	1	03/01/13	BD	n/a	n/a	V5V1572
Run #2							

	Initial Weight	Final Volume	Methanol Aliquot
Run #1	5.08 g	5.0 ml	100 ul
Run #2			

CAS No.	Compound	Result	RL	MDL	Units	Q
71-43-2	Benzene	ND	0.057	0.029	mg/kg	

CAS No.	Surrogate Recoveries	Run# 1	Run# 2	Limits
2037-26-5	Toluene-D8	88%		64-130%
460-00-4	4-Bromofluorobenzene	115%		62-131%
17060-07-0	1,2-Dichloroethane-D4	82%		70-130%

ND = Not detected MDL - Method Detection Limit
RL = Reporting Limit
E = Indicates value exceeds calibration range

J = Indicates an estimated value
B = Indicates analyte found in associated method blank
N = Indicates presumptive evidence of a compound

Accutest Laboratories

Report of Analysis

Page 1 of 1

Client Sample ID:	CUTTINGS SUBLINER 3	Date Sampled:	02/20/13
Lab Sample ID:	D43725-3	Date Received:	02/22/13
Matrix:	SO - Soil	Percent Solids:	89.2
Method:	SW846 8260B		
Project:	XTO Love Ranch 8		

	File ID	DF	Analyzed	By	Prep Date	Prep Batch	Analytical Batch
Run #1	5V25855.D	1	03/01/13	BD	n/a	n/a	V5V1572
Run #2							

	Initial Weight	Final Volume	Methanol Aliquot
Run #1	5.04 g	5.0 ml	100 ul
Run #2			

CAS No.	Compound	Result	RL	MDL	Units	Q
71-43-2	Benzene	0.0809	0.062	0.031	mg/kg	

CAS No.	Surrogate Recoveries	Run# 1	Run# 2	Limits
2037-26-5	Toluene-D8	87%		64-130%
460-00-4	4-Bromofluorobenzene	115%		62-131%
17060-07-0	1,2-Dichloroethane-D4	83%		70-130%

ND = Not detected MDL - Method Detection Limit
 RL = Reporting Limit
 E = Indicates value exceeds calibration range

J = Indicates an estimated value
 B = Indicates analyte found in associated method blank
 N = Indicates presumptive evidence of a compound

Accutest Laboratories

Report of Analysis

Page 1 of 1

Client Sample ID:	CUTTINGS SUBLINER 4	
Lab Sample ID:	D43725-4	Date Sampled: 02/20/13
Matrix:	SO - Soil	Date Received: 02/22/13
Method:	SW846 8260B	Percent Solids: 86.6
Project:	XTO Love Ranch 8	

	File ID	DF	Analyzed	By	Prep Date	Prep Batch	Analytical Batch
Run #1	5V25856.D	1	03/01/13	BD	n/a	n/a	V5V1572
Run #2							

	Initial Weight	Final Volume	Methanol Aliquot
Run #1	5.09 g	5.0 ml	100 ul
Run #2			

CAS No.	Compound	Result	RL	MDL	Units	Q
71-43-2	Benzene	ND	0.064	0.032	mg/kg	

CAS No.	Surrogate Recoveries	Run# 1	Run# 2	Limits
2037-26-5	Toluene-D8	85%		64-130%
460-00-4	4-Bromofluorobenzene	113%		62-131%
17060-07-0	1,2-Dichloroethane-D4	83%		70-130%

ND = Not detected MDL - Method Detection Limit
 RL = Reporting Limit
 E = Indicates value exceeds calibration range

J = Indicates an estimated value
 B = Indicates analyte found in associated method blank
 N = Indicates presumptive evidence of a compound

Accutest Laboratories

Report of Analysis

Page 1 of 1

Client Sample ID:	CUTTINGS SUBLINER 5	
Lab Sample ID:	D43725-5	Date Sampled: 02/20/13
Matrix:	SO - Soil	Date Received: 02/22/13
Method:	SW846 8260B	Percent Solids: 90.1
Project:	XTO Love Ranch 8	

	File ID	DF	Analyzed	By	Prep Date	Prep Batch	Analytical Batch
Run #1	5V25857.D	1	03/01/13	BD	n/a	n/a	V5V1572
Run #2							

	Initial Weight	Final Volume	Methanol Aliquot
Run #1	5.08 g	5.0 ml	100 ul
Run #2			

CAS No.	Compound	Result	RL	MDL	Units	Q
71-43-2	Benzene	0.0308	0.060	0.030	mg/kg	J

CAS No.	Surrogate Recoveries	Run# 1	Run# 2	Limits
2037-26-5	Toluene-D8	86%		64-130%
460-00-4	4-Bromofluorobenzene	116%		62-131%
17060-07-0	1,2-Dichloroethane-D4	80%		70-130%

ND = Not detected MDL - Method Detection Limit
 RL = Reporting Limit
 E = Indicates value exceeds calibration range

J = Indicates an estimated value
 B = Indicates analyte found in associated method blank
 N = Indicates presumptive evidence of a compound

Misc. Forms

5

Custody Documents and Other Forms

Includes the following where applicable:

- Chain of Custody

Accutest Laboratories Sample Receipt Summary

Accutest Job Number: D43725

Client: KRW CONSULTING

Immediate Client Services Action Required: No

Date / Time Received: 2/22/2013 2:20:00 PM

No. Coolers: 1

Client Service Action Required at Login: No

Project: XTO LOVERANCH 8

Airbill #'s: HD-CO

Cooler Security	Y	or	N		Y	or	N
1. Custody Seals Present:	<input checked="" type="checkbox"/>		<input type="checkbox"/>	3. COC Present:	<input checked="" type="checkbox"/>		<input type="checkbox"/>
2. Custody Seals Intact:	<input checked="" type="checkbox"/>		<input type="checkbox"/>	4. Smpl Dates/Time OK	<input checked="" type="checkbox"/>		<input type="checkbox"/>

Cooler Temperature	Y	or	N
1. Temp criteria achieved:	<input checked="" type="checkbox"/>		<input type="checkbox"/>
2. Cooler temp verification:			Infrared gun
3. Cooler media:			Ice (bag)

Quality Control Preservation	Y	or	N	N/A
1. Trip Blank present / cooler:	<input type="checkbox"/>		<input type="checkbox"/>	
2. Trip Blank listed on COC:	<input type="checkbox"/>		<input type="checkbox"/>	
3. Samples preserved properly:	<input checked="" type="checkbox"/>		<input type="checkbox"/>	
4. VOCs headspace free:	<input type="checkbox"/>		<input type="checkbox"/>	<input checked="" type="checkbox"/>

Sample Integrity - Documentation	Y	or	N
1. Sample labels present on bottles:	<input checked="" type="checkbox"/>		<input type="checkbox"/>
2. Container labeling complete:	<input checked="" type="checkbox"/>		<input type="checkbox"/>
3. Sample container label / COC agree:	<input checked="" type="checkbox"/>		<input type="checkbox"/>

Sample Integrity - Condition	Y	or	N
1. Sample recvd within HT:	<input checked="" type="checkbox"/>		<input type="checkbox"/>
2. All containers accounted for:	<input checked="" type="checkbox"/>		<input type="checkbox"/>
3. Condition of sample:			Intact

Sample Integrity - Instructions	Y	or	N	N/A
1. Analysis requested is clear:	<input checked="" type="checkbox"/>		<input type="checkbox"/>	
2. Bottles received for unspecified tests	<input type="checkbox"/>		<input checked="" type="checkbox"/>	
3. Sufficient volume rec'd for analysis:	<input checked="" type="checkbox"/>		<input type="checkbox"/>	
4. Compositing instructions clear:	<input type="checkbox"/>		<input type="checkbox"/>	<input checked="" type="checkbox"/>
5. Filtering instructions clear:	<input type="checkbox"/>		<input type="checkbox"/>	<input checked="" type="checkbox"/>

Comments

Accutest Laboratories
V:(303) 425-6021

4036 Youngfield Street
F: (303) 425-6854

Wheat Ridge, CO
www.accutest.com

GC/MS Volatiles

QC Data Summaries

Includes the following where applicable:

- Method Blank Summaries
- Blank Spike Summaries
- Matrix Spike and Duplicate Summaries

Method Blank Summary

Page 1 of 1

Job Number: D43725
Account: XTOKRWR XTO Energy
Project: XTO Love Ranch 8

Sample	File ID	DF	Analyzed	By	Prep Date	Prep Batch	Analytical Batch
V5V1572-MB	5V25841.D	1	03/01/13	BD	n/a	n/a	V5V1572

The QC reported here applies to the following samples:

Method: SW846 8260B

D43725-1, D43725-2, D43725-3, D43725-4, D43725-5

CAS No.	Compound	Result	RL	MDL	Units	Q
71-43-2	Benzene	ND	50	25	ug/kg	

CAS No.	Surrogate Recoveries	Limits
2037-26-5	Toluene-D8	88% 64-130%
460-00-4	4-Bromofluorobenzene	115% 62-131%
17060-07-0	1,2-Dichloroethane-D4	84% 70-130%

Blank Spike Summary

Page 1 of 1

Job Number: D43725
Account: XTOKRWR XTO Energy
Project: XTO Love Ranch 8

Sample	File ID	DF	Analyzed	By	Prep Date	Prep Batch	Analytical Batch
V5V1572-BS	5V25842.D	1	03/01/13	BD	n/a	n/a	V5V1572

The QC reported here applies to the following samples:

Method: SW846 8260B

D43725-1, D43725-2, D43725-3, D43725-4, D43725-5

CAS No.	Compound	Spike ug/kg	BSP ug/kg	BSP %	Limits
71-43-2	Benzene	50	50.6	101	70-130

CAS No.	Surrogate Recoveries	BSP	Limits
2037-26-5	Toluene-D8	91%	64-130%
460-00-4	4-Bromofluorobenzene	113%	62-131%
17060-07-0	1,2-Dichloroethane-D4	83%	70-130%

* = Outside of Control Limits.

Matrix Spike/Matrix Spike Duplicate Summary

Page 1 of 1

Job Number: D43725
Account: XTOKRWR XTO Energy
Project: XTO Love Ranch 8

Sample	File ID	DF	Analyzed	By	Prep Date	Prep Batch	Analytical Batch
D43725-1MS	5V25844.D	1	03/01/13	BD	n/a	n/a	V5V1572
D43725-1MSD	5V25845.D	1	03/01/13	BD	n/a	n/a	V5V1572
D43725-1	5V25843.D	1	03/01/13	BD	n/a	n/a	V5V1572

The QC reported here applies to the following samples:

Method: SW846 8260B

D43725-1, D43725-2, D43725-3, D43725-4, D43725-5

CAS No.	Compound	D43725-1		Spike ug/kg	MS ug/kg	MS %	MSD ug/kg	MSD %	RPD	Limits Rec/RPD
		ug/kg	Q							
71-43-2	Benzene	ND		3660	4110	112	4280	117	4	64-139/30

CAS No.	Surrogate Recoveries	MS	MSD	D43725-1	Limits
2037-26-5	Toluene-D8	87%	88%	87%	64-130%
460-00-4	4-Bromofluorobenzene	121%	122%	113%	62-131%
17060-07-0	1,2-Dichloroethane-D4	81%	84%	82%	70-130%

* = Outside of Control Limits.



GC/MS Volatiles

Raw Data

7

Quantitation Report (QT Reviewed)

Data Path : C:\msdchem\1\DATA\V5030113.S\
 Data File : 5V25843.D
 Acq On : 1 Mar 2013 3:36 pm
 Operator : BRETD
 Sample : D43725-1
 Misc : MS5420,V5V1572,5.006,,100,5,1
 ALS Vial : 6 Sample Multiplier: 1

Quant Time: Mar 04 09:41:08 2013
 Quant Method : C:\msdchem\1\METHODS\V5AP1565TVH1565.M
 Quant Title : 8260
 QLast Update : Fri Feb 22 10:33:44 2013
 Response via : Initial Calibration

Internal Standards	R.T.	QIon	Response	Conc	Units	Dev(Min)
2) Pentafluorobenzene	11.613	168	151204	50.00	ug/l	0.00
35) 1,4-Difluorobenzene	12.412	114	183788	50.00	ug/l	0.00
53) Chlorobenzene-d5	15.072	117	204148	50.00	ug/l	0.00
74) 1,4-Dichlorobenzene-d4	17.036	152	157168	50.00	ug/l	0.00

System Monitoring Compounds

33) 1,2-Dichloroethane-d4	12.012	102	12677	40.88	ug/l	0.00
Spiked Amount	50.000	Range	70 - 130	Recovery	=	81.76%
61) Toluene-d8	13.816	98	217457	43.47	ug/l	0.00
Spiked Amount	50.000	Range	70 - 130	Recovery	=	86.94%
69) 4-Bromofluorobenzene	16.008	95	109615	56.64	ug/l	0.00
Spiked Amount	50.000	Range	70 - 130	Recovery	=	113.28%

Target Compounds

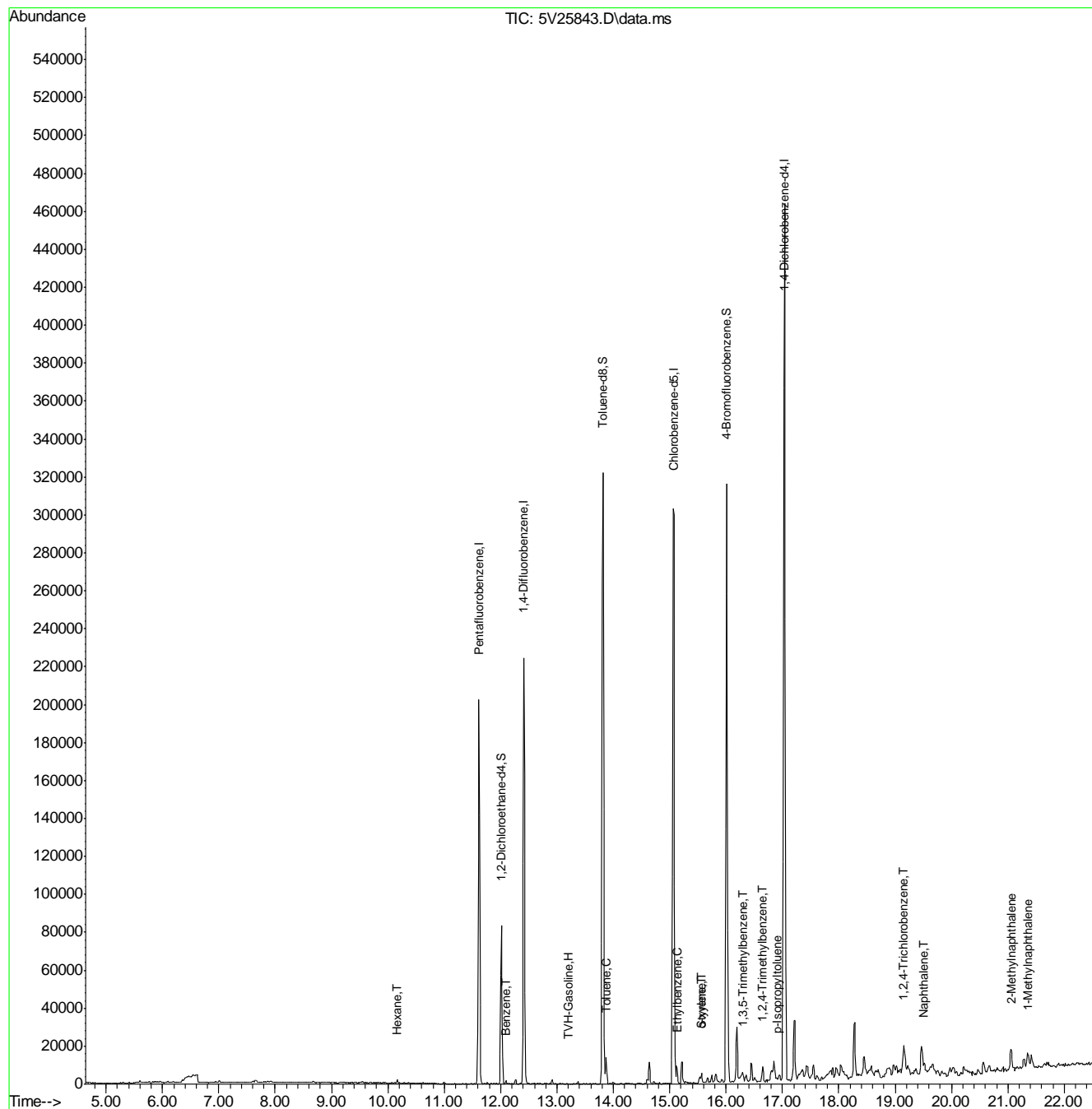
					Qvalue
1) TVH-Gasoline	13.220	TIC	159168m	46.86	ug/l
41) Hexane	10.163	57	872	1.22	ug/l
50) Benzene	12.092	78	1565	0.34	ug/l
62) Toluene	13.873	92	5093	1.41	ug/l
66) Ethylbenzene	15.141	91	2709	0.74	ug/l
71) Styrene	15.563	104	2291	1.36	ug/l
73) o-xylene	15.563	106	794	0.82	ug/l
80) 1,3,5-Trimethylbenzene	16.294	105	1483m	0.78	ug/l
82) 1,2,4-Trimethylbenzene	16.648	105	4323	1.14	ug/l
86) p-Isopropyltoluene	16.899	119	1581	0.90	ug/l
90) 1,2,4-Trichlorobenzene	19.148	180	969	0.28	ug/l
91) Naphthalene	19.513	128	7099	1.82	ug/l
94) 2-Methylnaphthalene	21.055	142	9541	5.28	ug/l
95) 1-Methylnaphthalene	21.351	142	7837	4.57	ug/l

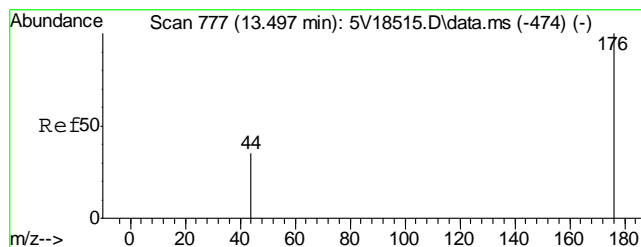
(#) = qualifier out of range (m) = manual integration (+) = signals summed

Quantitation Report (QT Reviewed)

Data Path : C:\msdchem\1\DATA\V5030113.S\
Data File : 5V25843.D
Acq On : 1 Mar 2013 3:36 pm
Operator : BRETD
Sample : D43725-1
Misc : MS5420,V5V1572,5.006,,100,5,1
ALS Vial : 6 Sample Multiplier: 1

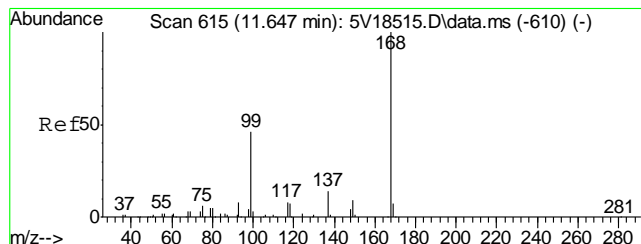
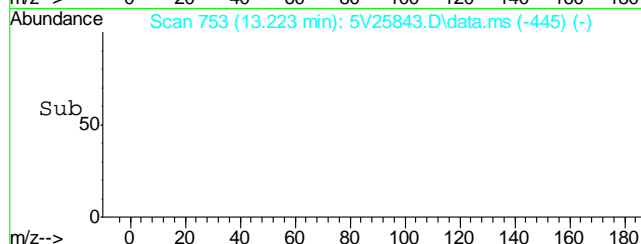
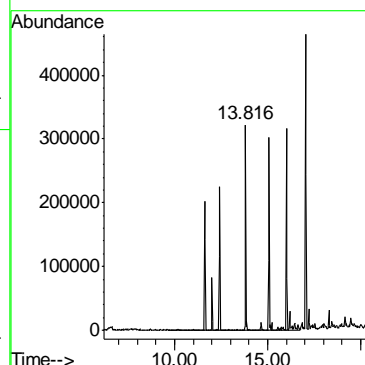
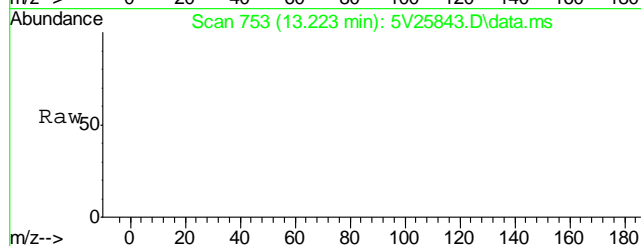
Quant Time: Mar 04 09:41:08 2013
Quant Method : C:\msdchem\1\METHODS\V5AP1565TVH1565.M
Quant Title : 8260
QLast Update : Fri Feb 22 10:33:44 2013
Response via : Initial Calibration





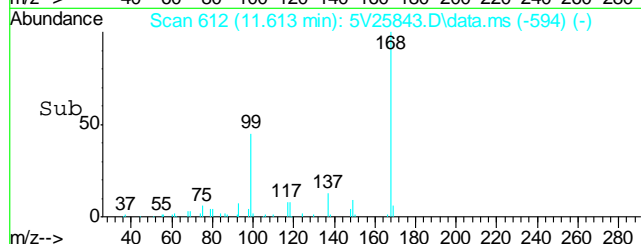
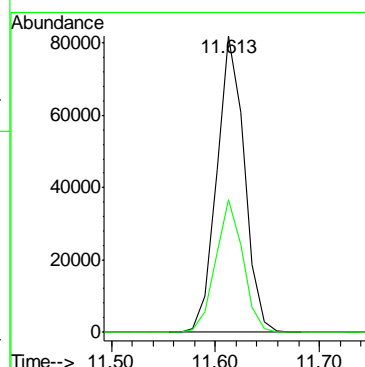
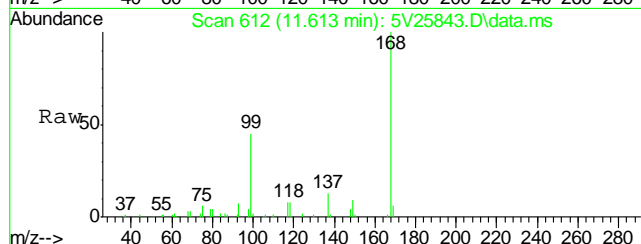
#1
TVH-Gasoline
Concen: 46.86 ug/l m
RT: 13.220 min Scan# 753
Delta R.T. 0.000 min
Lab File: 5V25843.D
Acq: 1 Mar 2013 3:36 pm

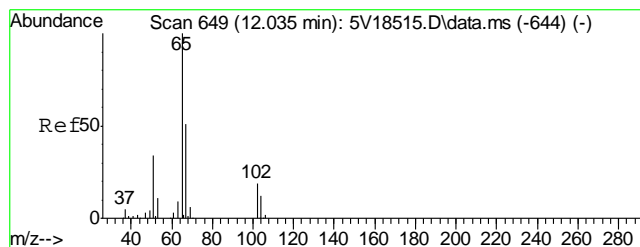
Tgt Ion:TIC Resp: 159168



#2
Pentafluorobenzene
Concen: 50.00 ug/l
RT: 11.613 min Scan# 612
Delta R.T. 0.000 min
Lab File: 5V25843.D
Acq: 1 Mar 2013 3:36 pm

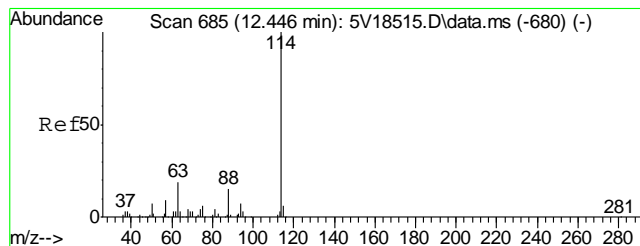
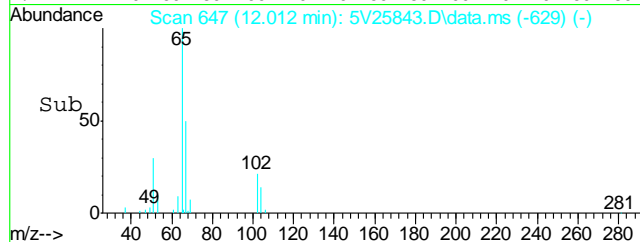
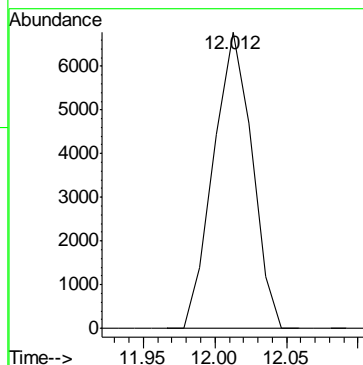
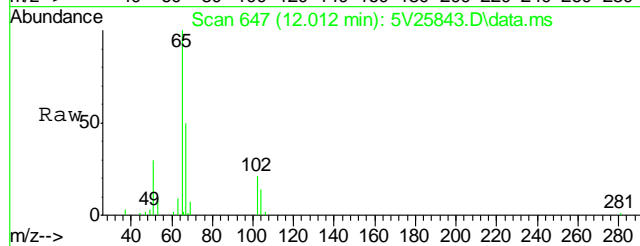
Tgt Ion:168 Resp: 151204
Ion Ratio Lower Upper
168 100
99 44.1 37.4 56.2





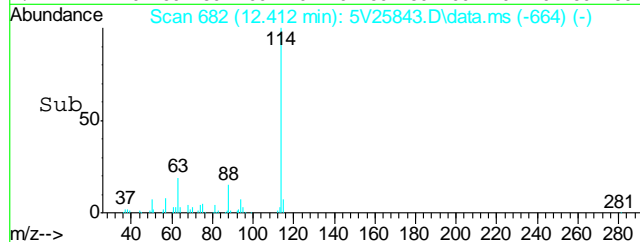
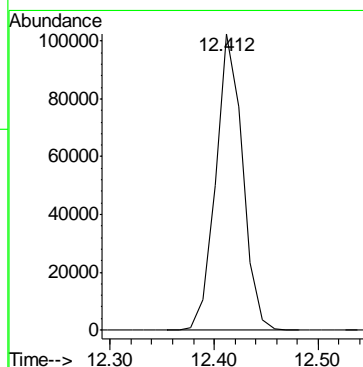
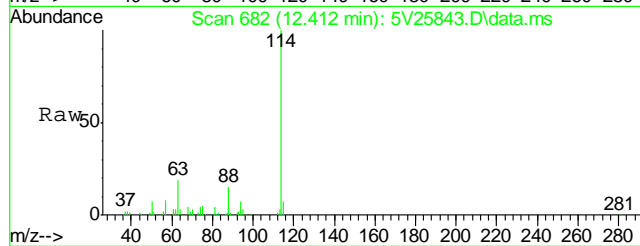
#33
1,2-Dichloroethane-d4
Concen: 40.88 ug/l
RT: 12.012 min Scan# 647
Delta R.T. 0.000 min
Lab File: 5V25843.D
Acq: 1 Mar 2013 3:36 pm

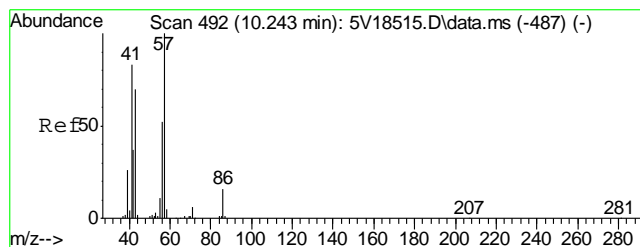
Tgt Ion:102 Resp: 12677



#35
1,4-Difluorobenzene
Concen: 50.00 ug/l
RT: 12.412 min Scan# 682
Delta R.T. 0.000 min
Lab File: 5V25843.D
Acq: 1 Mar 2013 3:36 pm

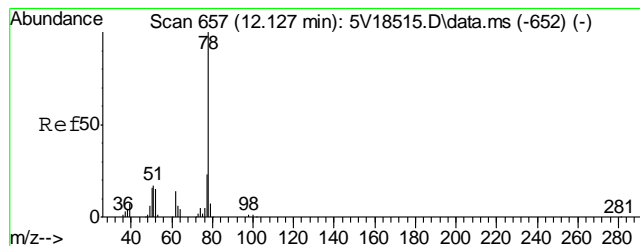
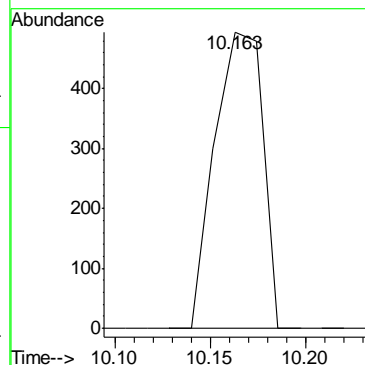
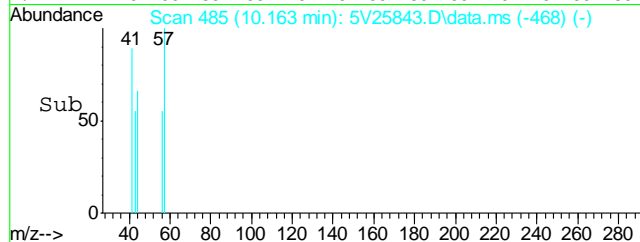
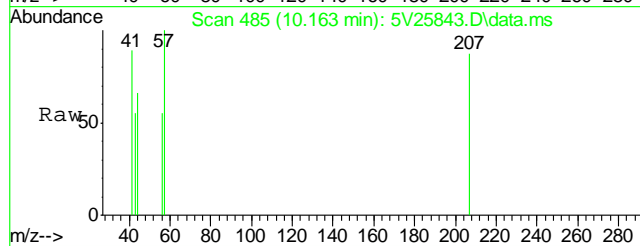
Tgt Ion:114 Resp: 183788





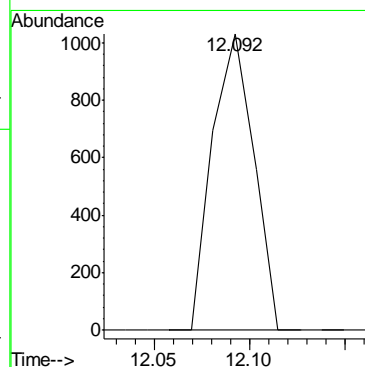
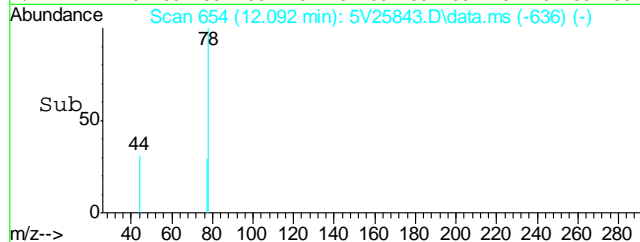
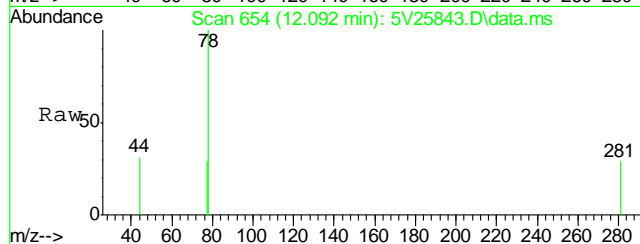
#41
Hexane
Concen: 1.22 ug/l
RT: 10.163 min Scan# 485
Delta R.T. -0.011 min
Lab File: 5V25843.D
Acq: 1 Mar 2013 3:36 pm

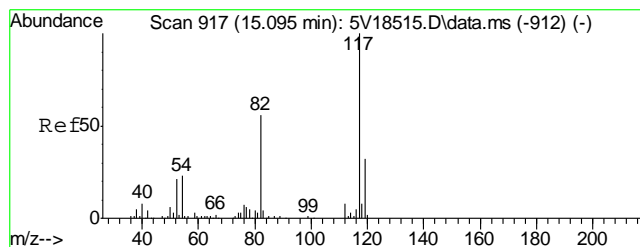
Tgt Ion: 57 Resp: 872



#50
Benzene
Concen: 0.34 ug/l
RT: 12.092 min Scan# 654
Delta R.T. 0.000 min
Lab File: 5V25843.D
Acq: 1 Mar 2013 3:36 pm

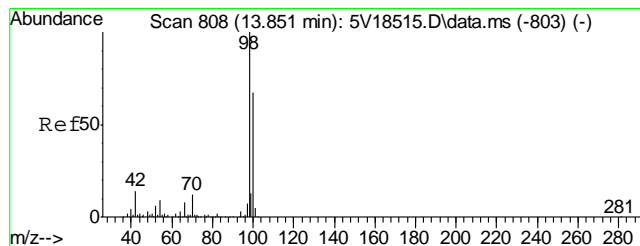
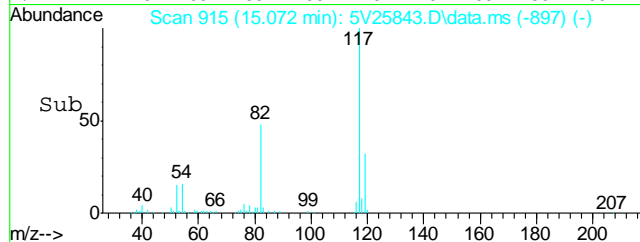
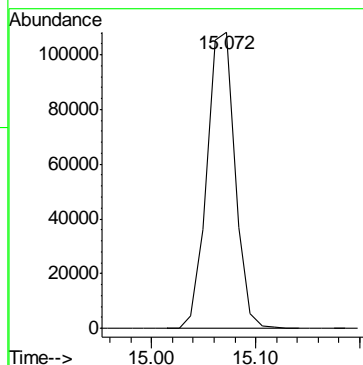
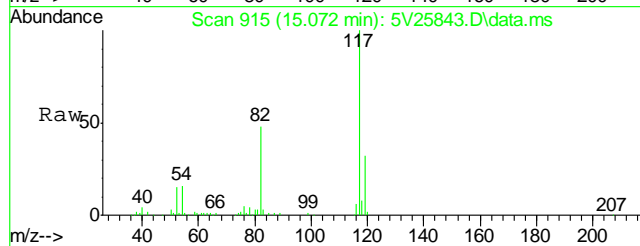
Tgt Ion: 78 Resp: 1565





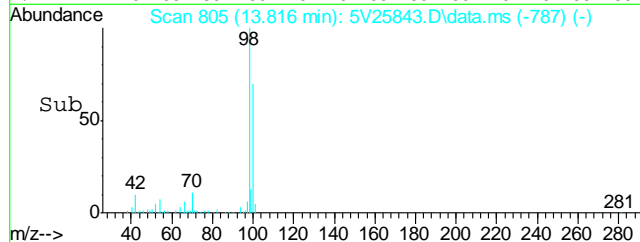
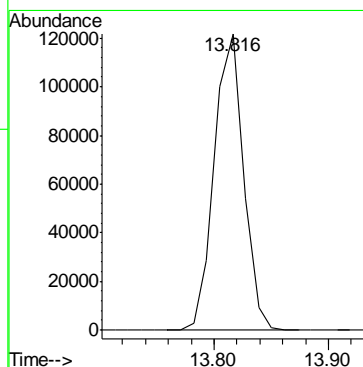
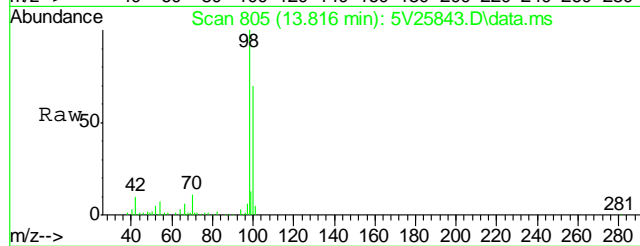
#53
Chlorobenzene-d5
Concen: 50.00 ug/l
RT: 15.072 min Scan# 915
Delta R.T. 0.000 min
Lab File: 5V25843.D
Acq: 1 Mar 2013 3:36 pm

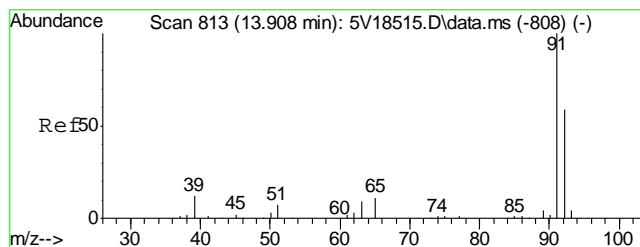
Tgt Ion:117 Resp: 204148



#61
Toluene-d8
Concen: 43.47 ug/l
RT: 13.816 min Scan# 805
Delta R.T. 0.000 min
Lab File: 5V25843.D
Acq: 1 Mar 2013 3:36 pm

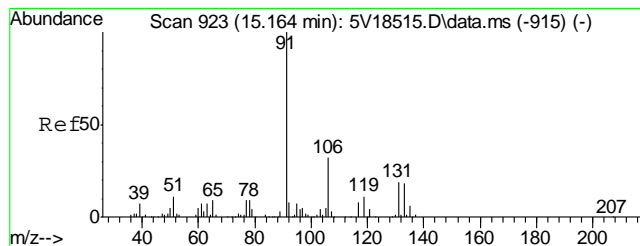
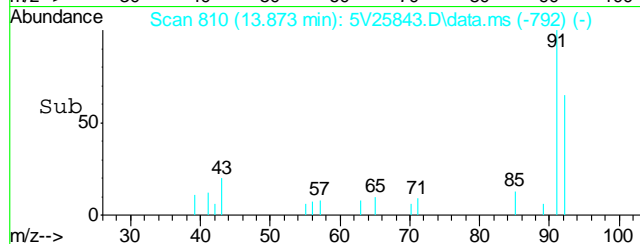
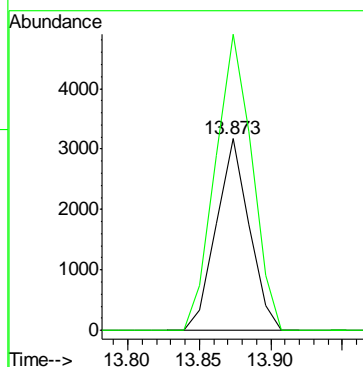
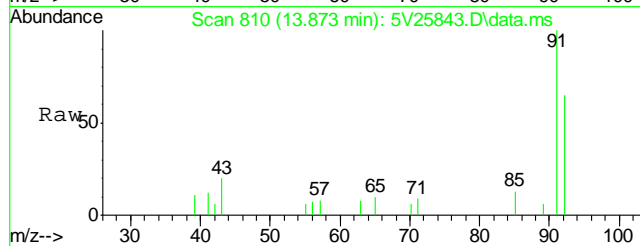
Tgt Ion: 98 Resp: 217457





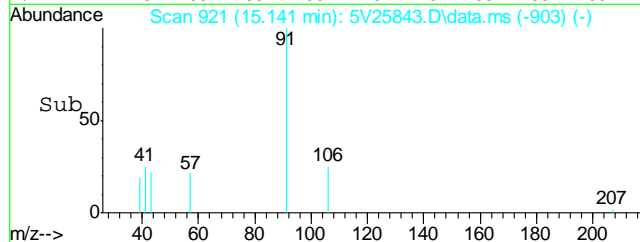
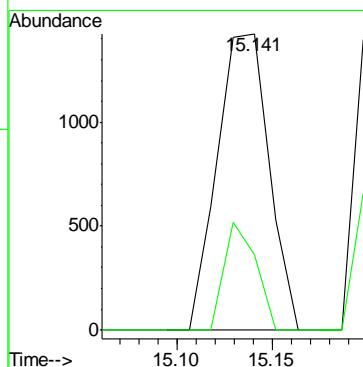
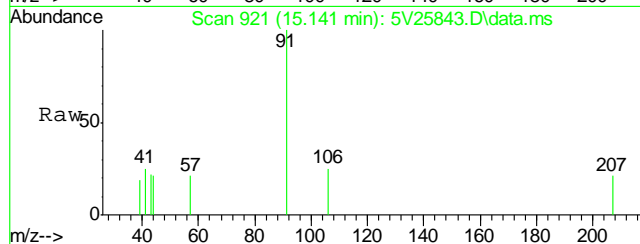
#62
Toluene
Concen: 1.41 ug/l
RT: 13.873 min Scan# 810
Delta R.T. 0.000 min
Lab File: 5V25843.D
Acq: 1 Mar 2013 3:36 pm

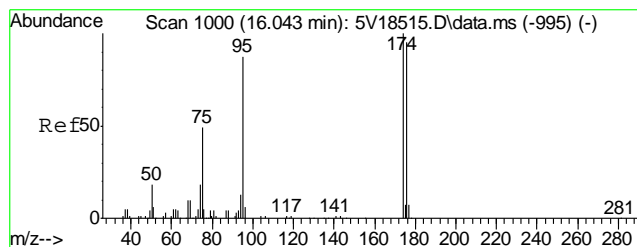
Tgt Ion: 92 Resp: 5093
Ion Ratio Lower Upper
92 100
91 171.3 149.8 189.8



#66
Ethylbenzene
Concen: 0.74 ug/l
RT: 15.141 min Scan# 921
Delta R.T. 0.001 min
Lab File: 5V25843.D
Acq: 1 Mar 2013 3:36 pm

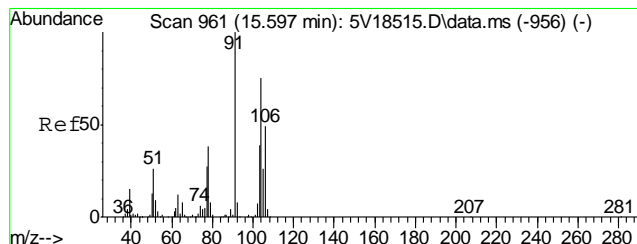
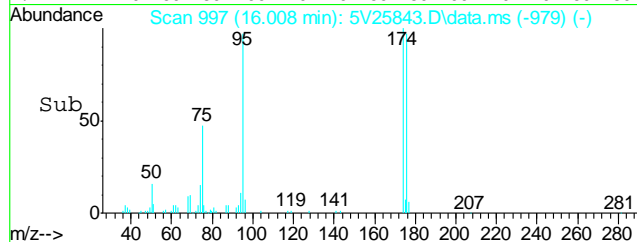
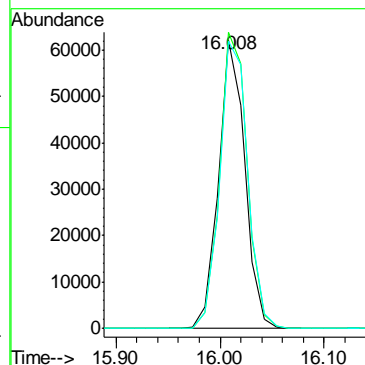
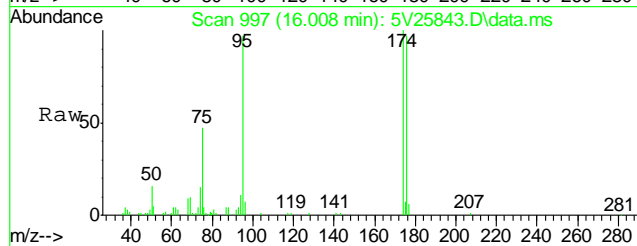
Tgt Ion: 91 Resp: 2709
Ion Ratio Lower Upper
91 100
106 22.3 11.7 51.7





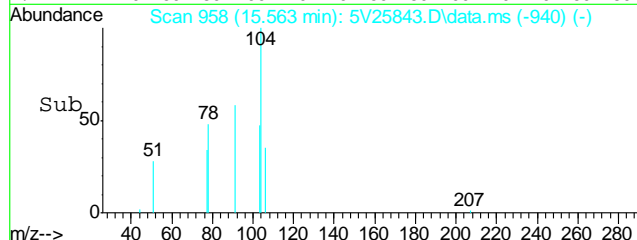
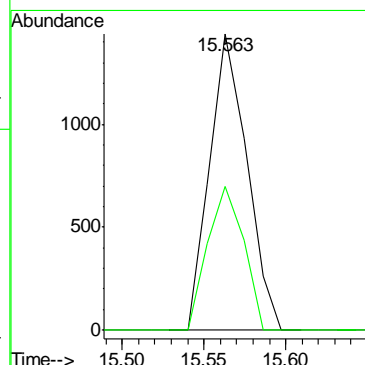
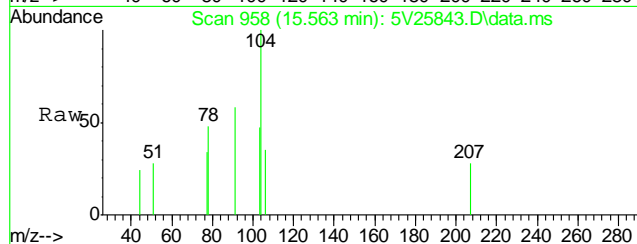
#69
4-Bromofluorobenzene
Concen: 56.64 ug/l
RT: 16.008 min Scan# 997
Delta R.T. 0.000 min
Lab File: 5V25843.D
Acq: 1 Mar 2013 3:36 pm

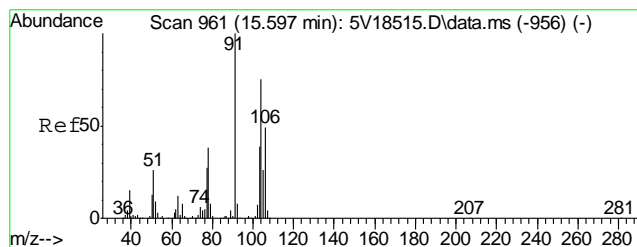
Tgt Ion	Ratio	Lower	Upper
95	100		
174	107.1	77.1	117.1
176	105.8	73.4	113.4



#71
Styrene
Concen: 1.36 ug/l
RT: 15.563 min Scan# 958
Delta R.T. 0.000 min
Lab File: 5V25843.D
Acq: 1 Mar 2013 3:36 pm

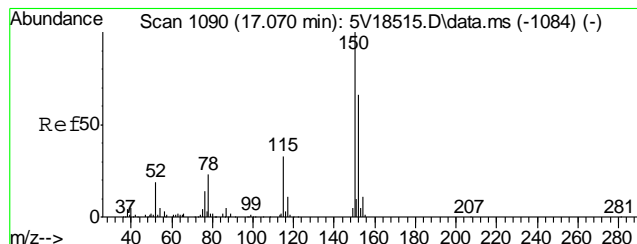
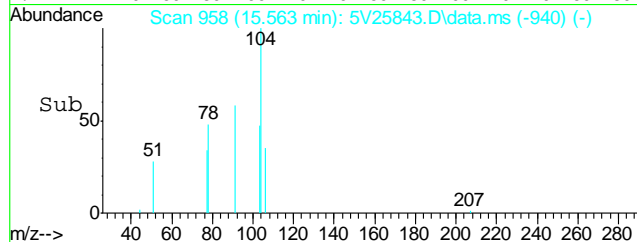
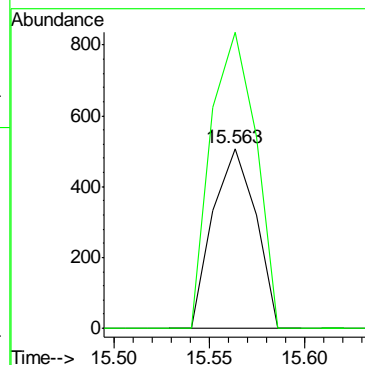
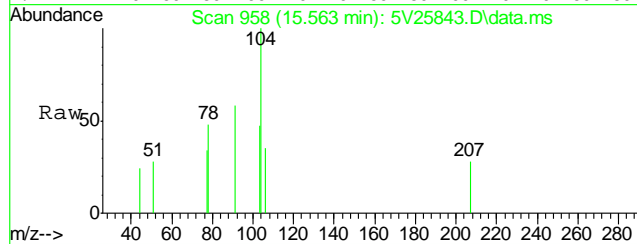
Tgt Ion	Ratio	Lower	Upper
104	100		
78	46.5	32.6	72.6





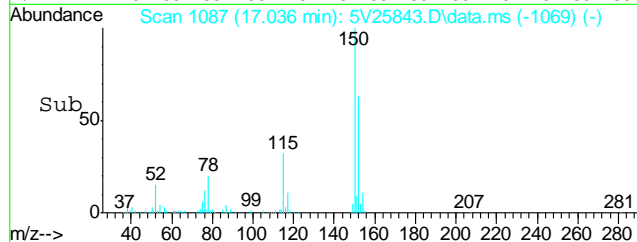
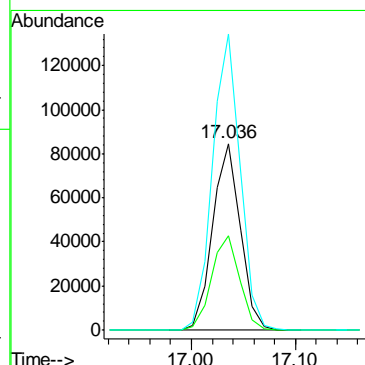
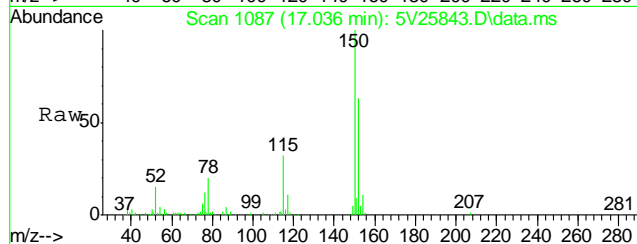
#73
o-xylene
Concen: 0.82 ug/l
RT: 15.563 min Scan# 958
Delta R.T. 0.000 min
Lab File: 5V25843.D
Acq: 1 Mar 2013 3:36 pm

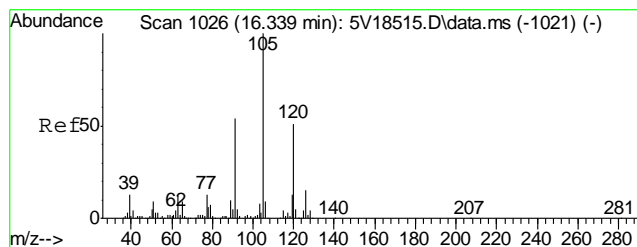
Tgt Ion:106 Resp: 794
Ion Ratio Lower Upper
106 100
91 172.7 188.2 228.2#



#74
1,4-Dichlorobenzene-d4
Concen: 50.00 ug/l
RT: 17.036 min Scan# 1087
Delta R.T. 0.000 min
Lab File: 5V25843.D
Acq: 1 Mar 2013 3:36 pm

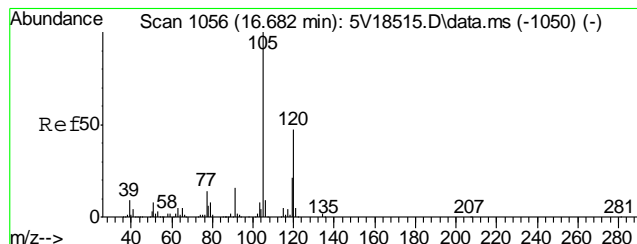
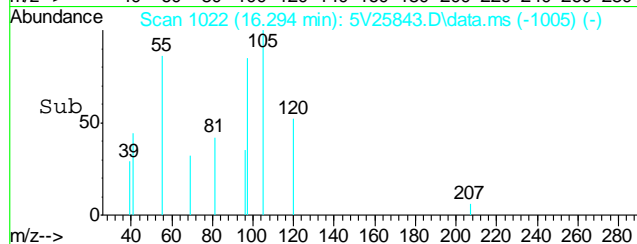
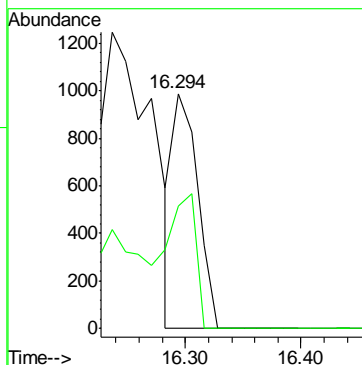
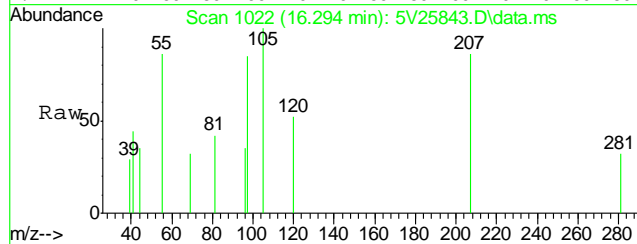
Tgt Ion:152 Resp: 157168
Ion Ratio Lower Upper
152 100
115 51.2 41.4 62.0
150 158.1 153.9 230.9





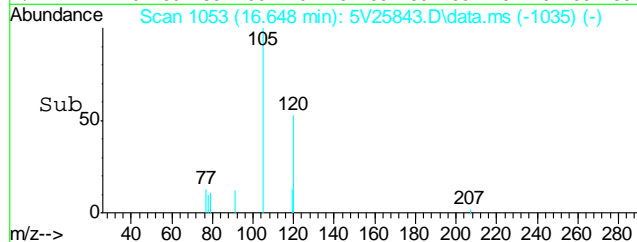
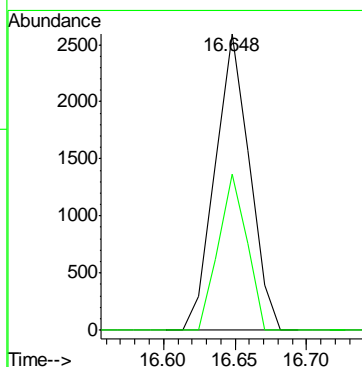
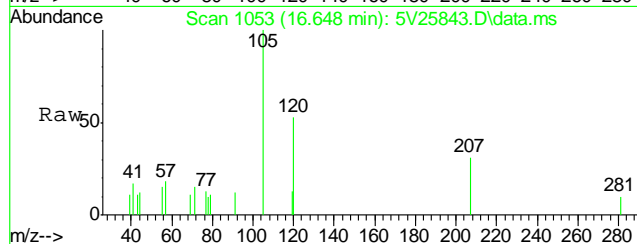
#80
1,3,5-Trimethylbenzene
Concen: 0.78 ug/l m
RT: 16.294 min Scan# 1022
Delta R.T. -0.011 min
Lab File: 5V25843.D
Acq: 1 Mar 2013 3:36 pm

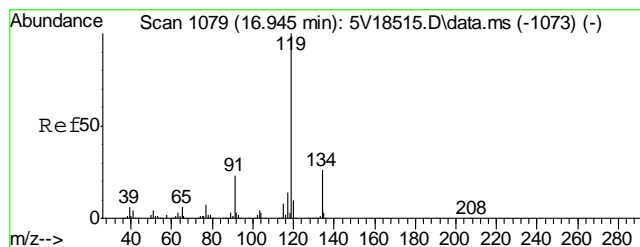
Tgt Ion:105 Resp: 1483
Ion Ratio Lower Upper
105 100
120 74.6 30.1 70.1#



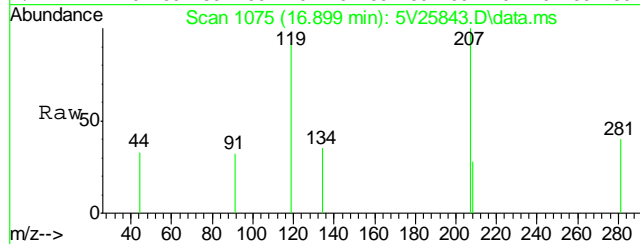
#82
1,2,4-Trimethylbenzene
Concen: 1.14 ug/l
RT: 16.648 min Scan# 1053
Delta R.T. 0.001 min
Lab File: 5V25843.D
Acq: 1 Mar 2013 3:36 pm

Tgt Ion:105 Resp: 4323
Ion Ratio Lower Upper
105 100
120 43.5 34.8 74.8

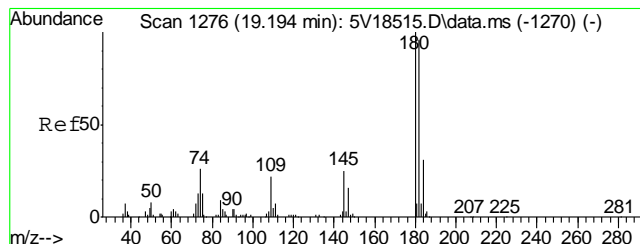
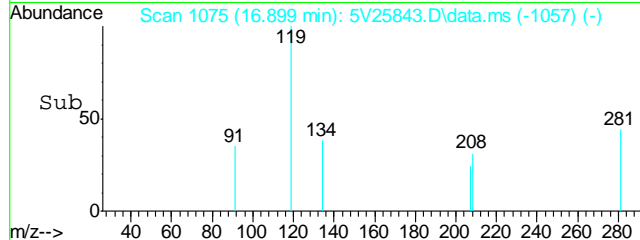
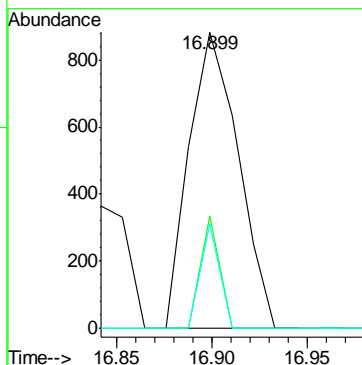




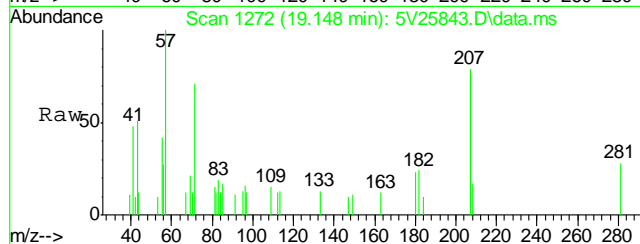
#86
p-Isopropyltoluene
Concen: 0.90 ug/l
RT: 16.899 min Scan# 1075
Delta R.T. 0.001 min
Lab File: 5V25843.D
Acq: 1 Mar 2013 3:36 pm



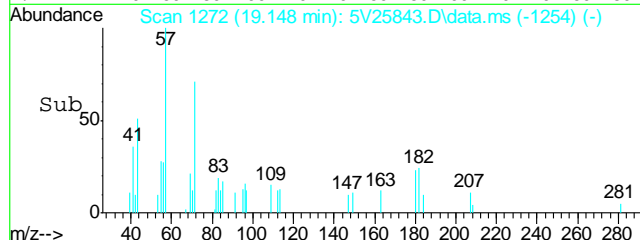
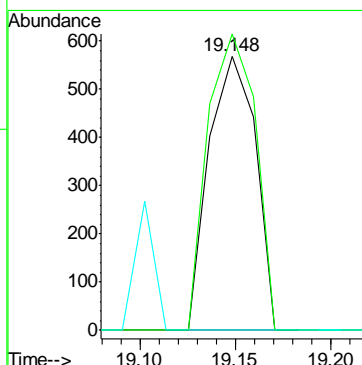
Tgt Ion	Ratio	Lower	Upper
119	100		
134	14.4	6.6	46.6
91	13.5	3.8	43.8

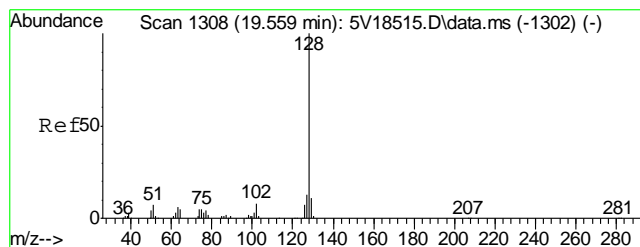


#90
1,2,4-Trichlorobenzene
Concen: 0.28 ug/l
RT: 19.148 min Scan# 1272
Delta R.T. 0.000 min
Lab File: 5V25843.D
Acq: 1 Mar 2013 3:36 pm



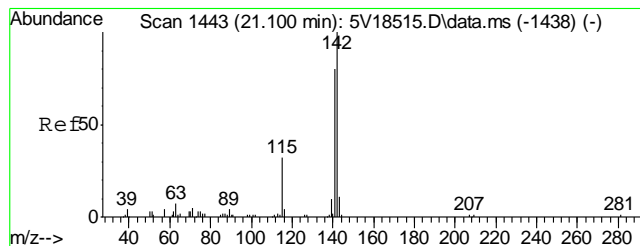
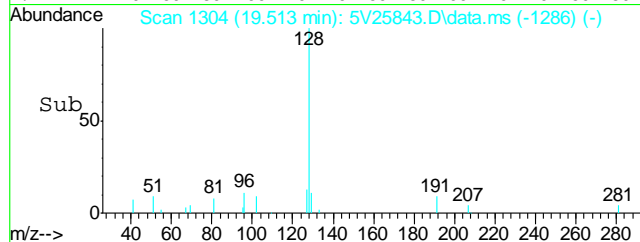
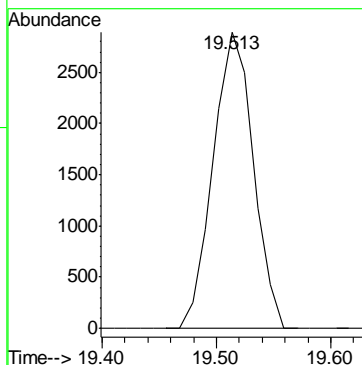
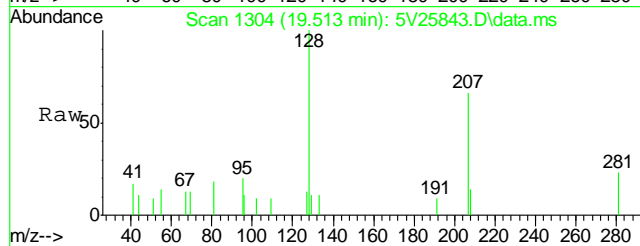
Tgt Ion	Ratio	Lower	Upper
180	100		
182	110.9	75.3	115.3
145	19.0	5.1	45.1





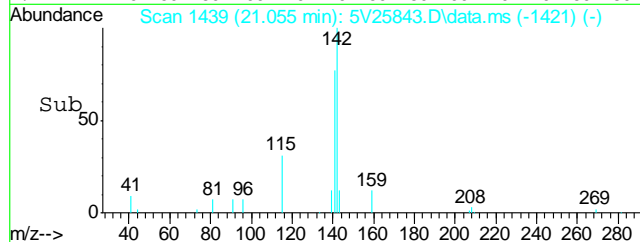
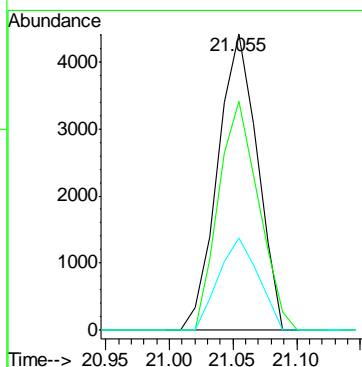
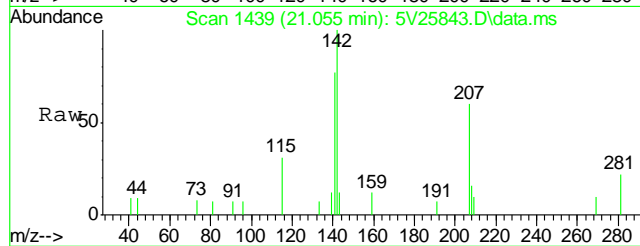
#91
Naphthalene
Concen: 1.82 ug/l
RT: 19.513 min Scan# 1304
Delta R.T. 0.000 min
Lab File: 5V25843.D
Acq: 1 Mar 2013 3:36 pm


Tgt Ion:128 Resp: 7099



#94
2-Methylnaphthalene
Concen: 5.28 ug/l
RT: 21.055 min Scan# 1439
Delta R.T. 0.001 min
Lab File: 5V25843.D
Acq: 1 Mar 2013 3:36 pm

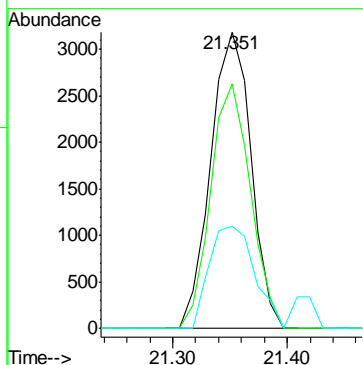
Tgt Ion:142 Resp: 9541
Ion Ratio Lower Upper
142 100
141 78.0 62.8 102.8
115 31.1 12.4 52.4





#95
 1-Methylnaphthalene
 Concen: 4.57 ug/l
 RT: 21.351 min Scan# 1465
 Delta R.T. 0.000 min
 Lab File: 5V25843.D
 Acq: 1 Mar 2013 3:36 pm

Tgt Ion	Ratio	Lower	Upper
142	100		
141	81.3	66.1	106.1
115	38.6	14.1	54.1



Quantitation Report (QT Reviewed)

Data Path : C:\msdchem\1\DATA\V5030113.S\
 Data File : 5V25846.D
 Acq On : 1 Mar 2013 5:14 pm
 Operator : BRETD
 Sample : D43725-2
 Misc : MS5420,V5V1572,5.084,,100,5,1
 ALS Vial : 9 Sample Multiplier: 1

Quant Time: Mar 04 09:43:54 2013
 Quant Method : C:\msdchem\1\METHODS\V5AP1565TVH1565.M
 Quant Title : 8260
 QLast Update : Fri Feb 22 10:33:44 2013
 Response via : Initial Calibration

Internal Standards	R.T.	QIon	Response	Conc	Units	Dev(Min)
2) Pentafluorobenzene	11.613	168	167922	50.00	ug/l	0.00
35) 1,4-Difluorobenzene	12.412	114	208927	50.00	ug/l	0.00
53) Chlorobenzene-d5	15.072	117	225892	50.00	ug/l	0.00
74) 1,4-Dichlorobenzene-d4	17.036	152	172810	50.00	ug/l	0.00

System Monitoring Compounds

33) 1,2-Dichloroethane-d4	12.012	102	14095	40.93	ug/l	0.00
Spiked Amount	50.000	Range	70 - 130	Recovery	=	81.86%
61) Toluene-d8	13.816	98	244552	44.18	ug/l	0.00
Spiked Amount	50.000	Range	70 - 130	Recovery	=	88.36%
69) 4-Bromofluorobenzene	16.008	95	123636	57.73	ug/l	0.00
Spiked Amount	50.000	Range	70 - 130	Recovery	=	115.46%

Target Compounds

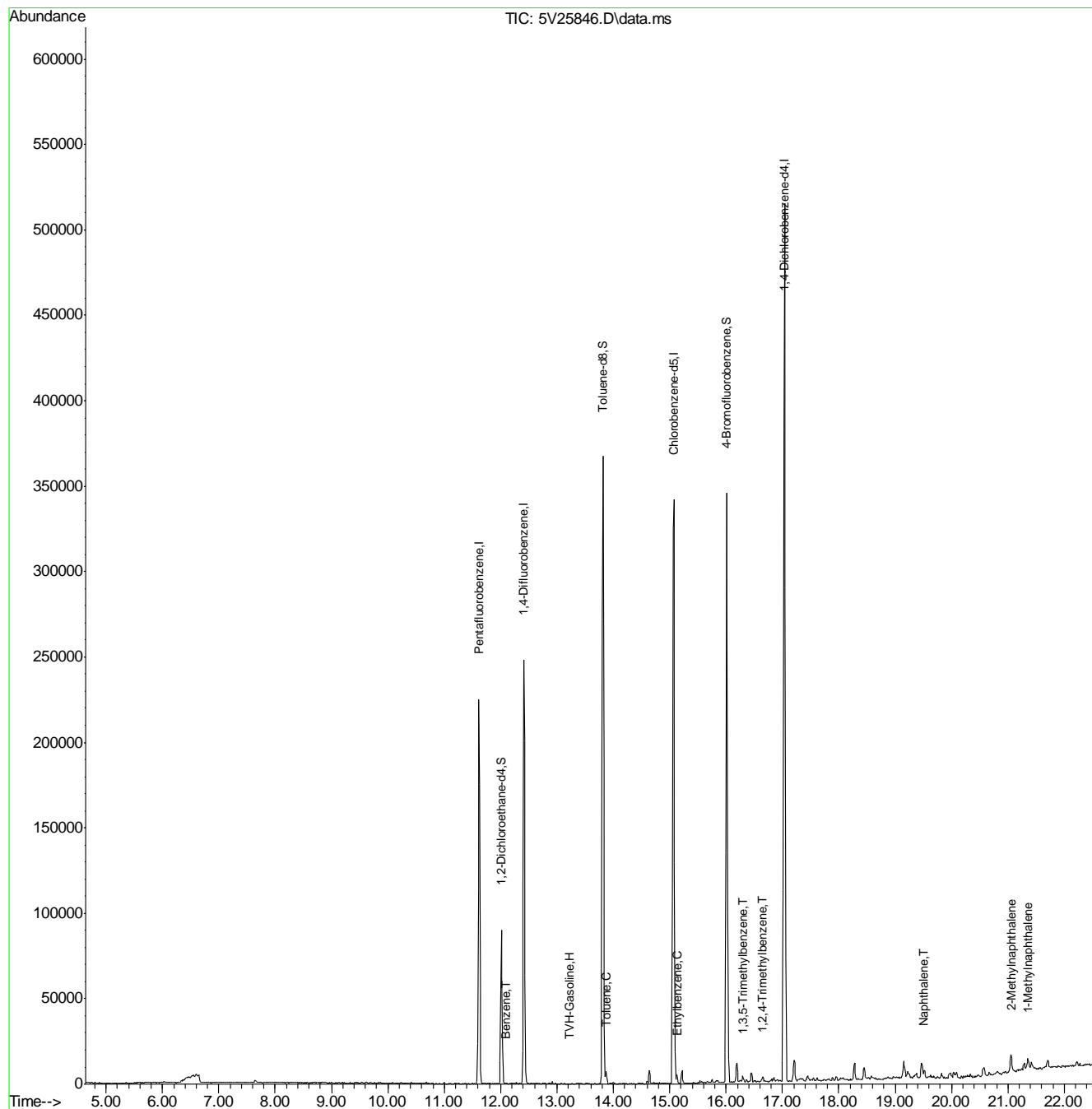
					Qvalue
1) TVH-Gasoline	13.220	TIC	51762m	38.31	ug/l
50) Benzene	12.092	78	680	0.13	ug/l
62) Toluene	13.873	92	3064	0.77	ug/l
66) Ethylbenzene	15.141	91	2040	0.61	ug/l
80) 1,3,5-Trimethylbenzene	16.305	105	2100	0.84	ug/l
82) 1,2,4-Trimethylbenzene	16.648	105	2889	0.91	ug/l
91) Naphthalene	19.513	128	6156	1.63	ug/l
94) 2-Methylnaphthalene	21.055	142	8271	4.67	ug/l
95) 1-Methylnaphthalene	21.351	142	6124	3.85	ug/l

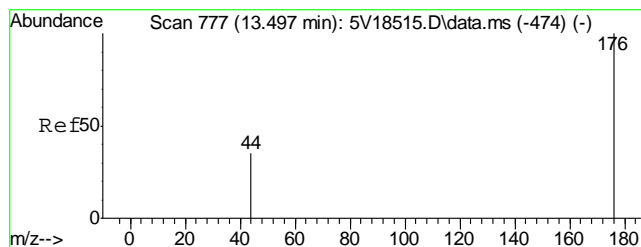
(#) = qualifier out of range (m) = manual integration (+) = signals summed

Quantitation Report (QT Reviewed)

Data Path : C:\msdchem\1\DATA\V5030113.S\
Data File : 5V25846.D
Acq On : 1 Mar 2013 5:14 pm
Operator : BRETD
Sample : D43725-2
Misc : MS5420,V5V1572,5.084,,100,5,1
ALS Vial : 9 Sample Multiplier: 1

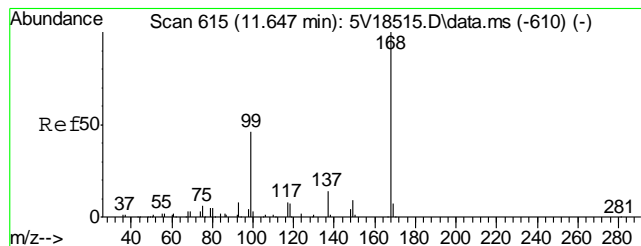
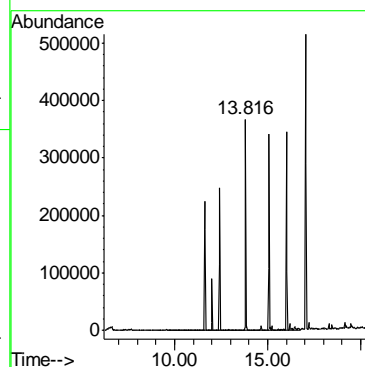
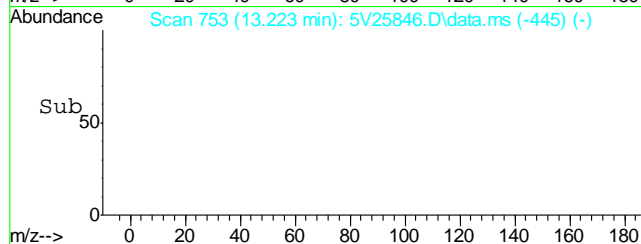
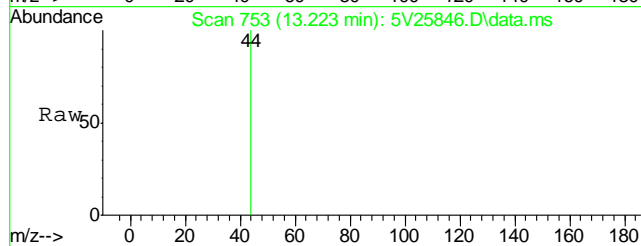
Quant Time: Mar 04 09:43:54 2013
Quant Method : C:\msdchem\1\METHODS\V5AP1565TVH1565.M
Quant Title : 8260
QLast Update : Fri Feb 22 10:33:44 2013
Response via : Initial Calibration





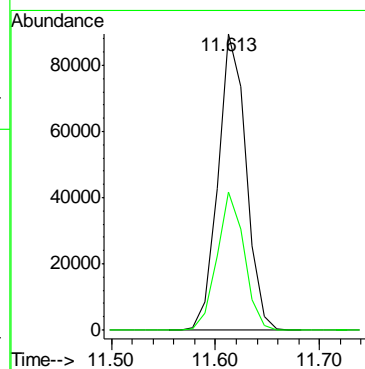
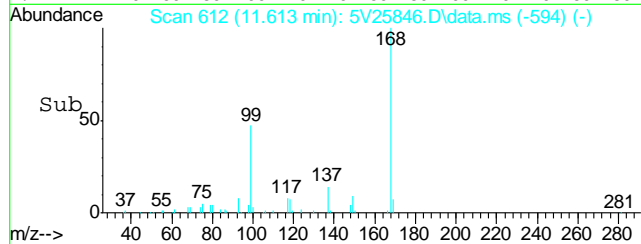
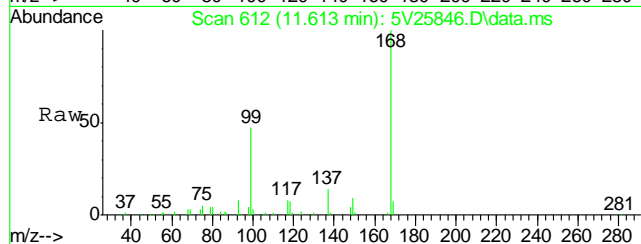
#1
TVH-Gasoline
Concen: 38.31 ug/l m
RT: 13.220 min Scan# 753
Delta R.T. 0.000 min
Lab File: 5V25846.D
Acq: 1 Mar 2013 5:14 pm

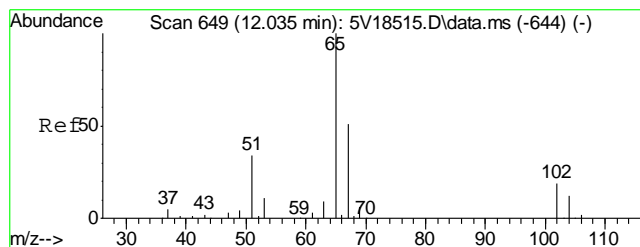
Tgt Ion:TIC Resp: 51762



#2
Pentafluorobenzene
Concen: 50.00 ug/l
RT: 11.613 min Scan# 612
Delta R.T. -0.000 min
Lab File: 5V25846.D
Acq: 1 Mar 2013 5:14 pm

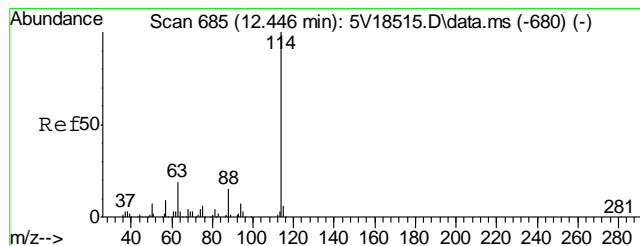
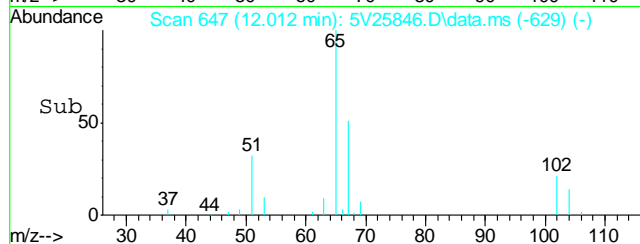
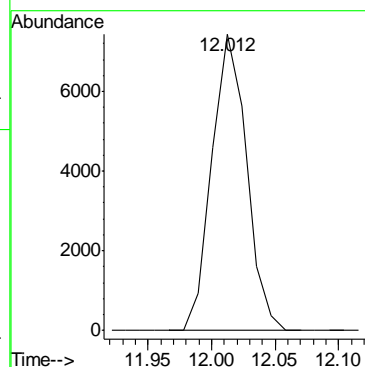
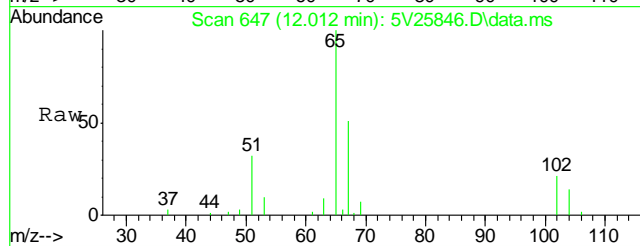
Tgt Ion:168 Resp: 167922
Ion Ratio Lower Upper
168 100
99 45.3 37.4 56.2





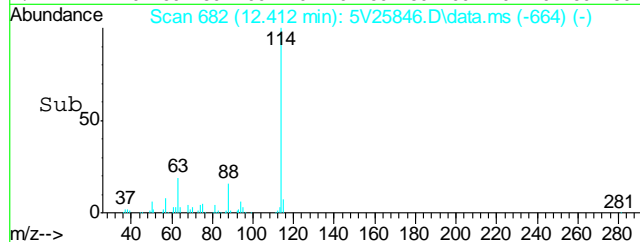
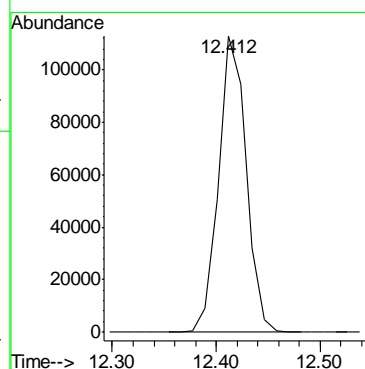
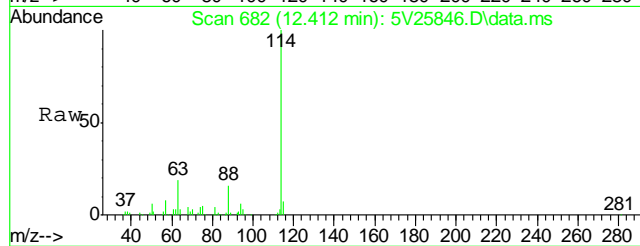
#33
1,2-Dichloroethane-d4
Concen: 40.93 ug/l
RT: 12.012 min Scan# 647
Delta R.T. -0.000 min
Lab File: 5V25846.D
Acq: 1 Mar 2013 5:14 pm

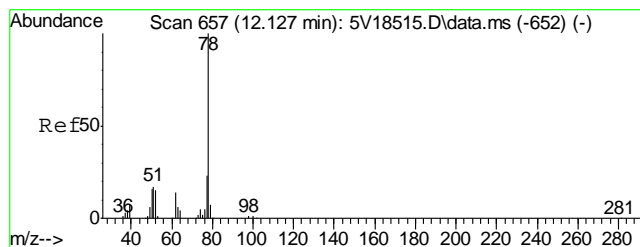
Tgt Ion:102 Resp: 14095



#35
1,4-Difluorobenzene
Concen: 50.00 ug/l
RT: 12.412 min Scan# 682
Delta R.T. -0.000 min
Lab File: 5V25846.D
Acq: 1 Mar 2013 5:14 pm

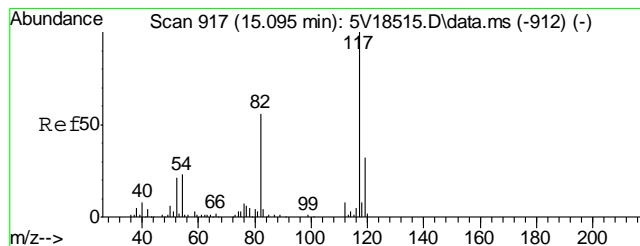
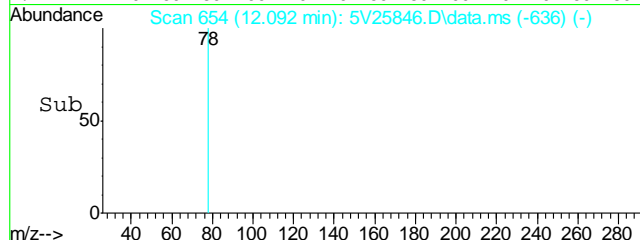
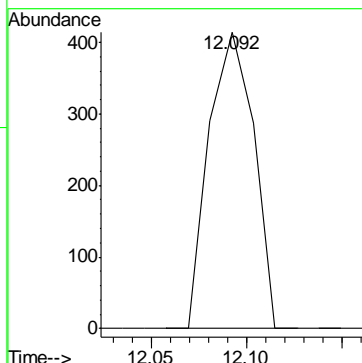
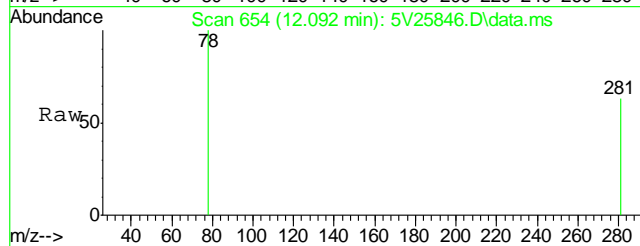
Tgt Ion:114 Resp: 208927





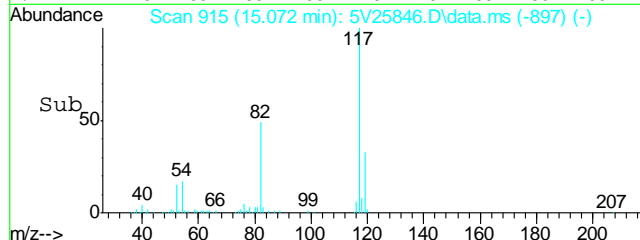
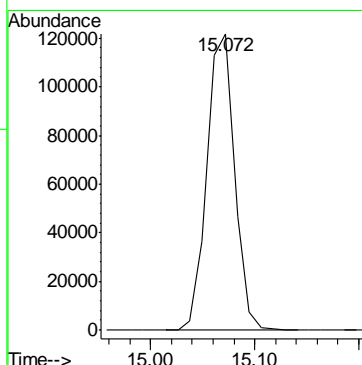
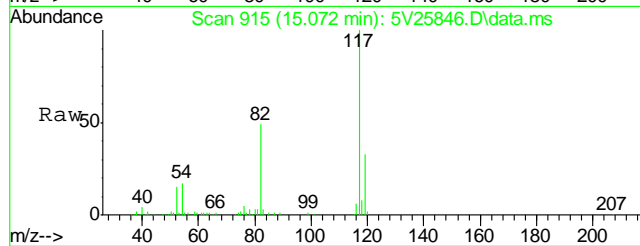
#50
Benzene
Concen: 0.13 ug/l
RT: 12.092 min Scan# 654
Delta R.T. -0.000 min
Lab File: 5V25846.D
Acq: 1 Mar 2013 5:14 pm

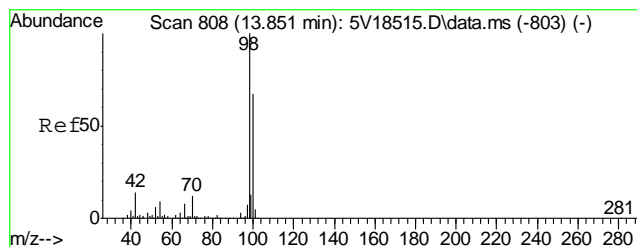
Tgt Ion: 78 Resp: 680



#53
Chlorobenzene-d5
Concen: 50.00 ug/l
RT: 15.072 min Scan# 915
Delta R.T. -0.000 min
Lab File: 5V25846.D
Acq: 1 Mar 2013 5:14 pm

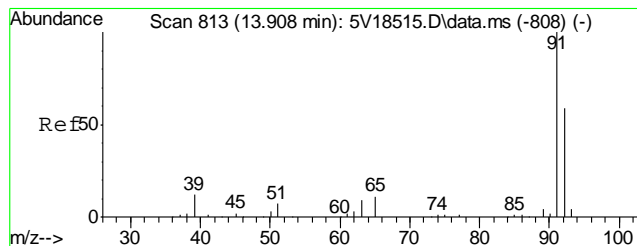
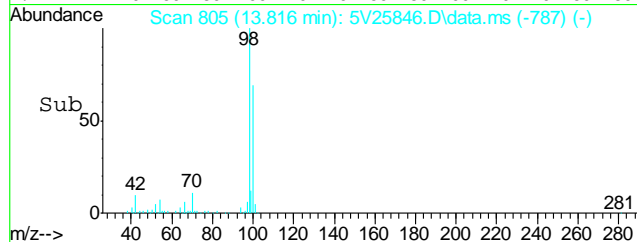
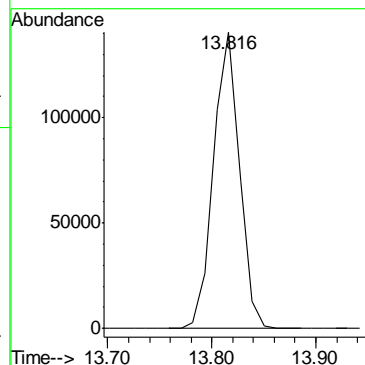
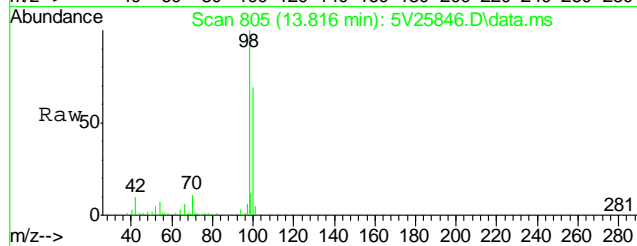
Tgt Ion: 117 Resp: 225892





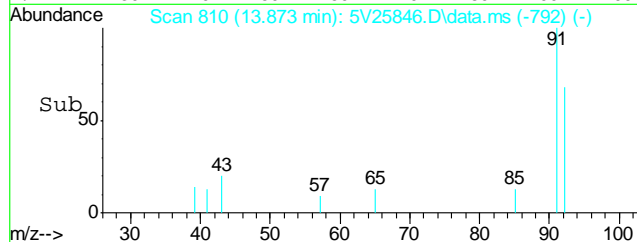
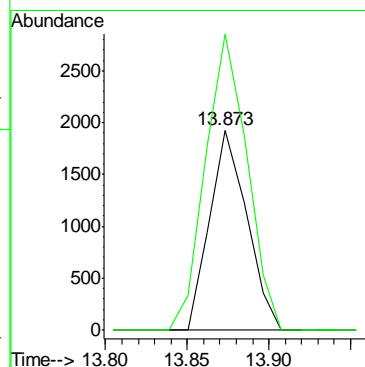
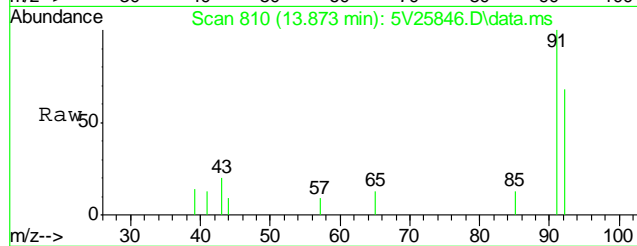
#61
Toluene-d8
Concen: 44.18 ug/l
RT: 13.816 min Scan# 805
Delta R.T. -0.000 min
Lab File: 5V25846.D
Acq: 1 Mar 2013 5:14 pm

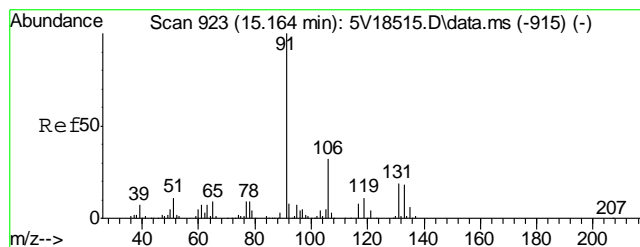
Tgt Ion: 98 Resp: 244552



#62
Toluene
Concen: 0.77 ug/l
RT: 13.873 min Scan# 810
Delta R.T. -0.000 min
Lab File: 5V25846.D
Acq: 1 Mar 2013 5:14 pm

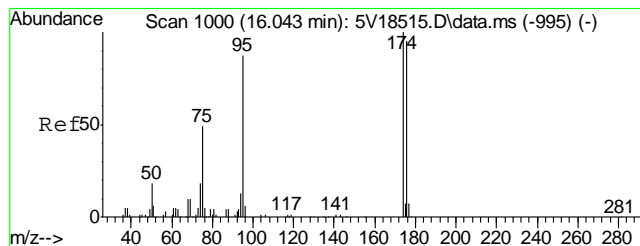
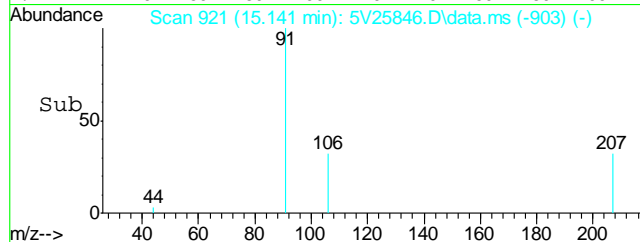
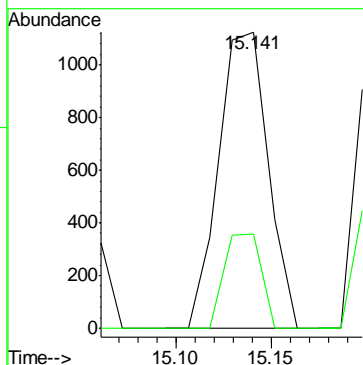
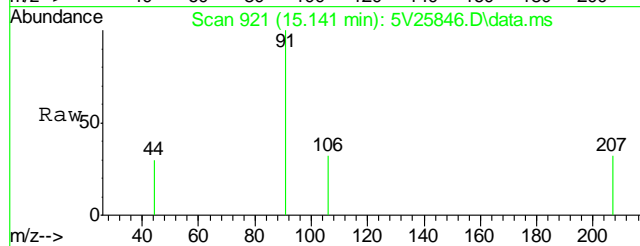
Tgt Ion: 92 Resp: 3064
Ion Ratio Lower Upper
92 100
91 164.9 149.8 189.8





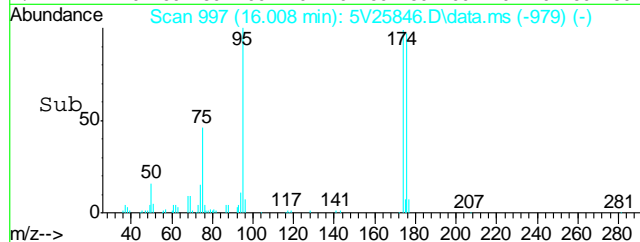
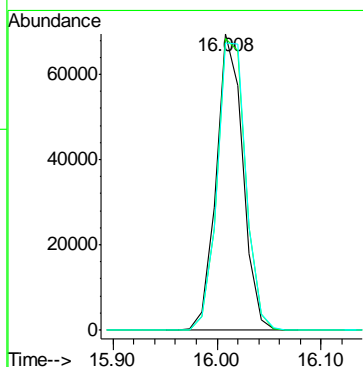
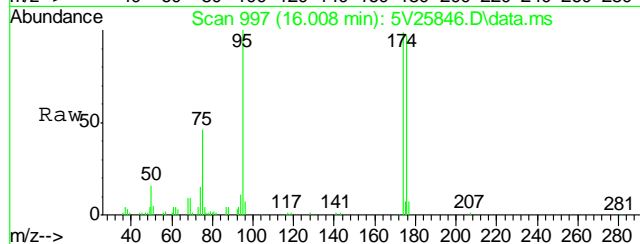
#66
Ethylbenzene
Concen: 0.61 ug/l
RT: 15.141 min Scan# 921
Delta R.T. 0.001 min
Lab File: 5V25846.D
Acq: 1 Mar 2013 5:14 pm

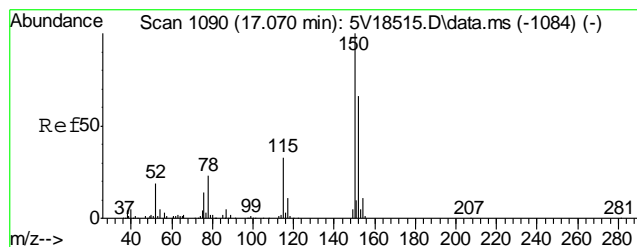
Tgt Ion: 91 Resp: 2040
Ion Ratio Lower Upper
91 100
106 23.8 11.7 51.7



#69
4-Bromofluorobenzene
Concen: 57.73 ug/l
RT: 16.008 min Scan# 997
Delta R.T. -0.000 min
Lab File: 5V25846.D
Acq: 1 Mar 2013 5:14 pm

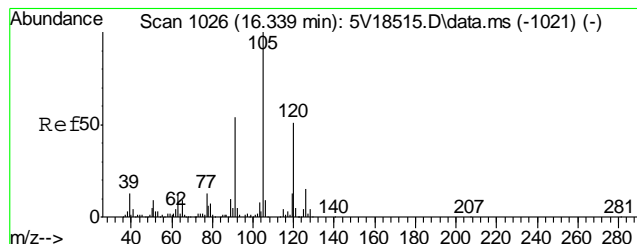
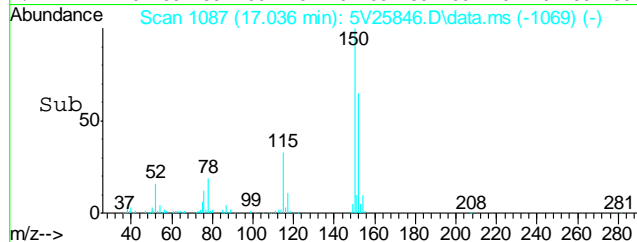
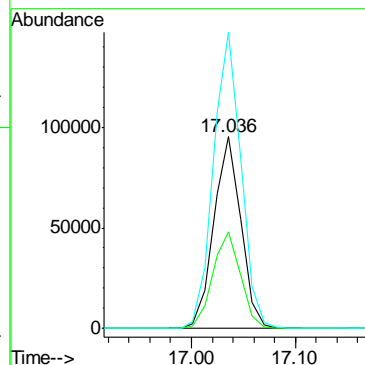
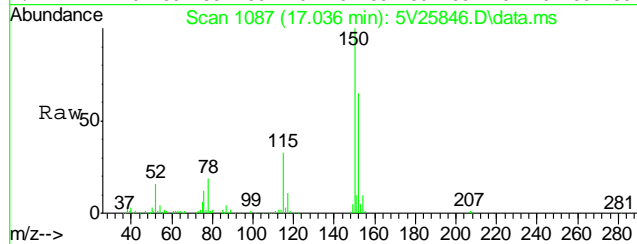
Tgt Ion: 95 Resp: 123636
Ion Ratio Lower Upper
95 100
174 104.8 77.1 117.1
176 105.2 73.4 113.4





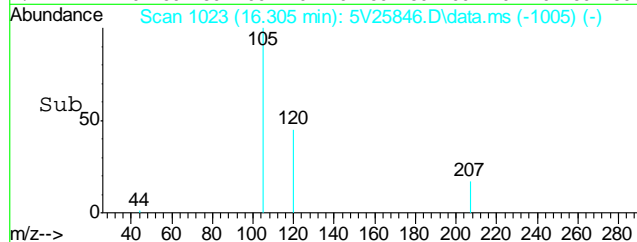
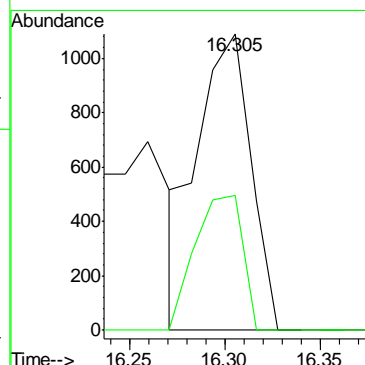
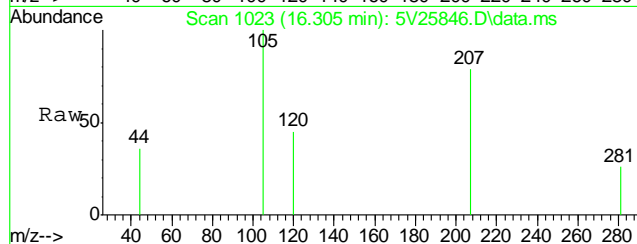
#74
1,4-Dichlorobenzene-d4
Concen: 50.00 ug/l
RT: 17.036 min Scan# 1087
Delta R.T. -0.000 min
Lab File: 5V25846.D
Acq: 1 Mar 2013 5:14 pm

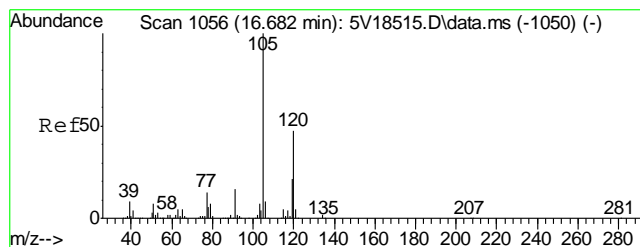
Tgt Ion	Ratio	Lower	Upper
152	100		
115	51.7	41.4	62.0
150	157.3	153.9	230.9



#80
1,3,5-Trimethylbenzene
Concen: 0.84 ug/l
RT: 16.305 min Scan# 1023
Delta R.T. 0.000 min
Lab File: 5V25846.D
Acq: 1 Mar 2013 5:14 pm

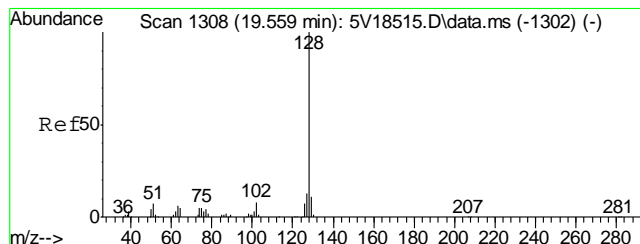
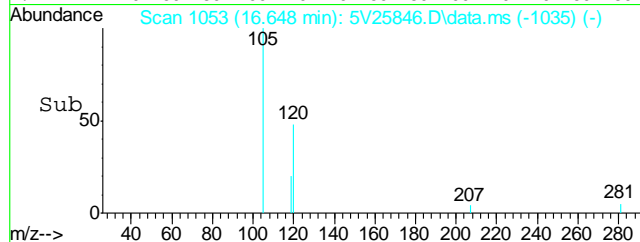
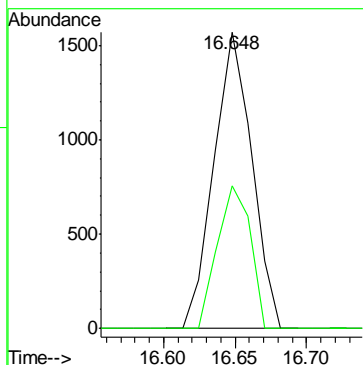
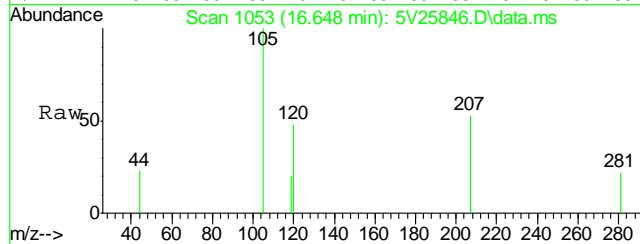
Tgt Ion	Ratio	Lower	Upper
105	100		
120	40.9	30.1	70.1





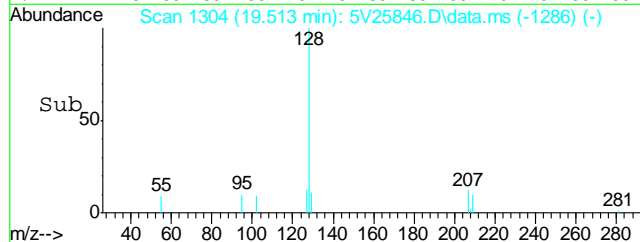
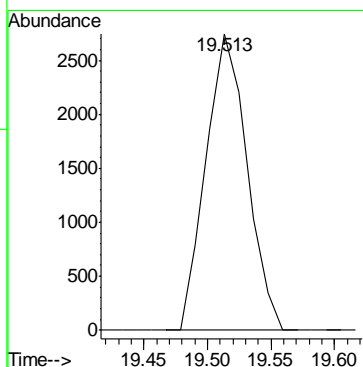
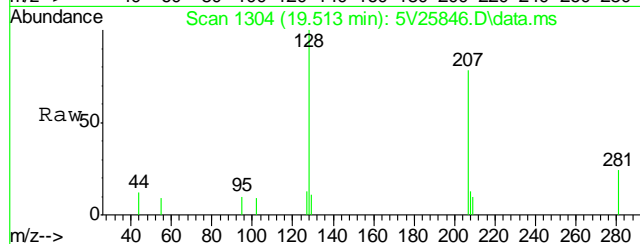
#82
1,2,4-Trimethylbenzene
Concen: 0.91 ug/l
RT: 16.648 min Scan# 1053
Delta R.T. 0.001 min
Lab File: 5V25846.D
Acq: 1 Mar 2013 5:14 pm

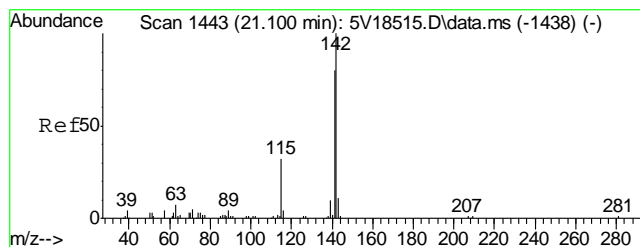
Tgt Ion	Ratio	Lower	Upper
105	100		
120	41.7	34.8	74.8



#91
Naphthalene
Concen: 1.63 ug/l
RT: 19.513 min Scan# 1304
Delta R.T. 0.000 min
Lab File: 5V25846.D
Acq: 1 Mar 2013 5:14 pm

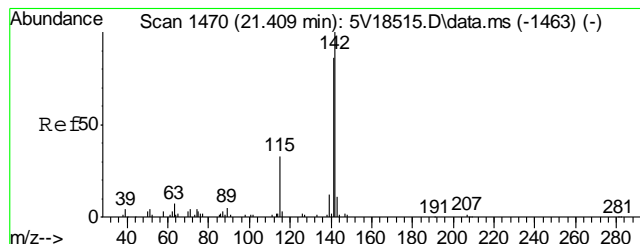
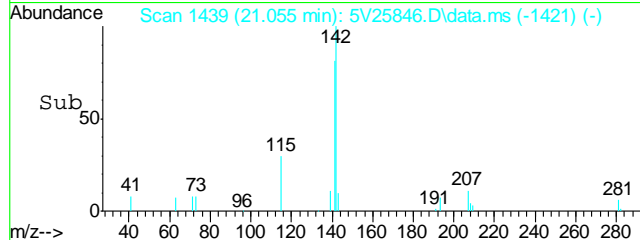
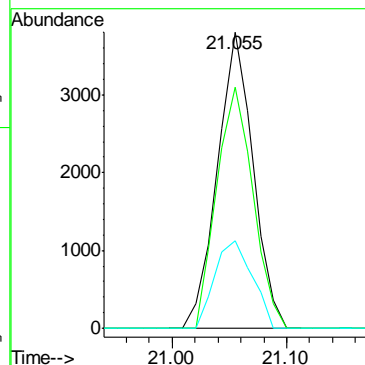
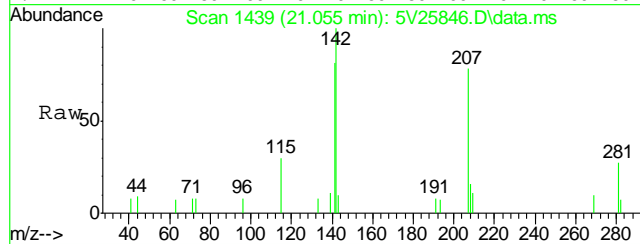
Tgt Ion:128 Resp: 6156





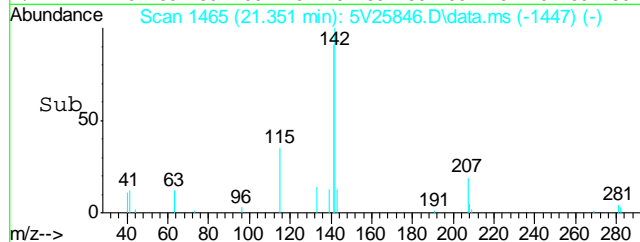
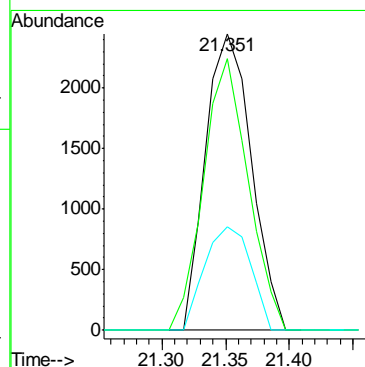
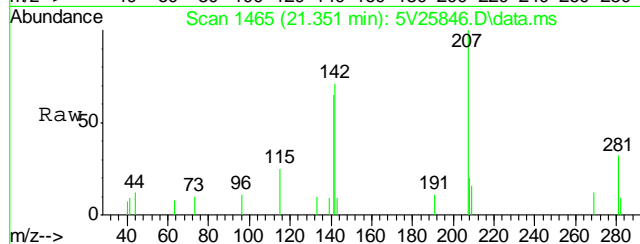
#94
2-Methylnaphthalene
Concen: 4.67 ug/l
RT: 21.055 min Scan# 1439
Delta R.T. 0.001 min
Lab File: 5V25846.D
Acq: 1 Mar 2013 5:14 pm

Tgt Ion:	142	Resp:	8271
Ion Ratio	Lower	Upper	
142	100		
141	82.8	62.8	102.8
115	31.1	12.4	52.4



#95
1-Methylnaphthalene
Concen: 3.85 ug/l
RT: 21.351 min Scan# 1465
Delta R.T. 0.000 min
Lab File: 5V25846.D
Acq: 1 Mar 2013 5:14 pm

Tgt Ion:	142	Resp:	6124
Ion Ratio	Lower	Upper	
142	100		
141	89.1	66.1	106.1
115	34.9	14.1	54.1



Quantitation Report (QT Reviewed)

Data Path : C:\msdchem\1\DATA\V5030113.S\
Data File : 5V25855.D
Acq On : 1 Mar 2013 10:08 pm
Operator : BRETD
Sample : D43725-3
Misc : MS5420,V5V1572,5.039,,100,5,1
ALS Vial : 18 Sample Multiplier: 1

Quant Time: Mar 04 09:52:15 2013
Quant Method : C:\msdchem\1\METHODS\V5AP1565TVH1565.M
Quant Title : 8260
QLast Update : Fri Feb 22 10:33:44 2013
Response via : Initial Calibration

Internal Standards	R.T.	QIon	Response	Conc	Units	Dev(Min)
2) Pentafluorobenzene	11.613	168	131747	50.00	ug/l	0.00
35) 1,4-Difluorobenzene	12.412	114	161603	50.00	ug/l	0.00
53) Chlorobenzene-d5	15.072	117	177444	50.00	ug/l	0.00
74) 1,4-Dichlorobenzene-d4	17.036	152	141653	50.00	ug/l	0.00

System Monitoring Compounds						
33) 1,2-Dichloroethane-d4	12.012	102	11272	41.72	ug/l	0.00
Spiked Amount	50.000	Range	70 - 130	Recovery	=	83.44%
61) Toluene-d8	13.816	98	189548	43.59	ug/l	0.00
Spiked Amount	50.000	Range	70 - 130	Recovery	=	87.18%
69) 4-Bromofluorobenzene	16.008	95	96658	57.46	ug/l	0.00
Spiked Amount	50.000	Range	70 - 130	Recovery	=	114.92%

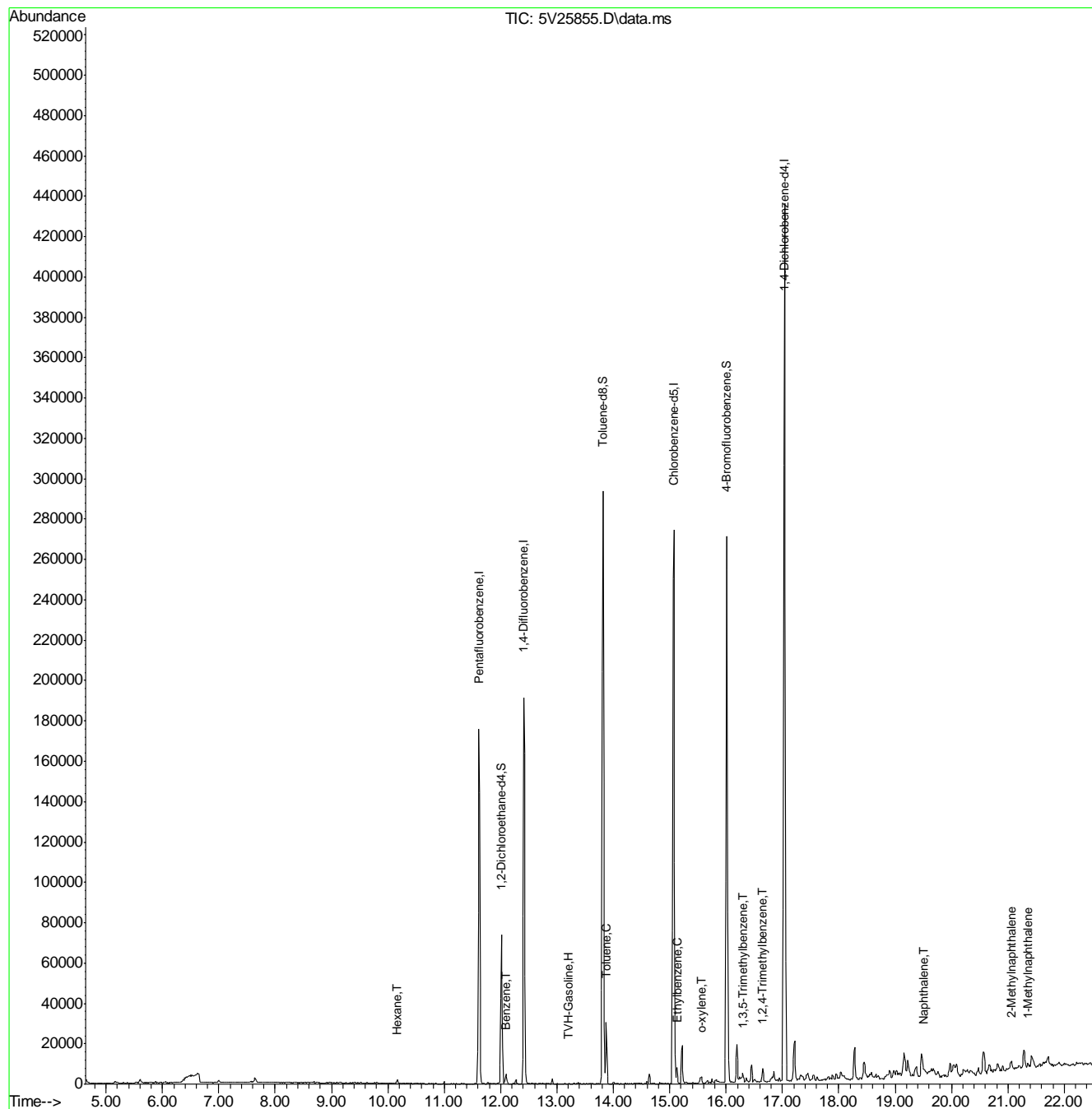
Target Compounds					Qvalue
1) TVH-Gasoline	13.220	TIC	144181m	45.67	ug/l
41) Hexane	10.163	57	1154	1.50	ug/l
50) Benzene	12.092	78	5368	1.31	ug/l
62) Toluene	13.873	92	12086	3.85	ug/l
66) Ethylbenzene	15.129	91	2589	0.78	ug/l
73) o-xylene	15.563	106	996	0.95	ug/l
80) 1,3,5-Trimethylbenzene	16.294	105	1897m	0.87	ug/l
82) 1,2,4-Trimethylbenzene	16.648	105	4515	1.24	ug/l
91) Naphthalene	19.513	128	4006	1.49	ug/l
94) 2-Methylnaphthalene	21.055	142	3001	3.40	ug/l
95) 1-Methylnaphthalene	21.351	142	1789	2.71	ug/l

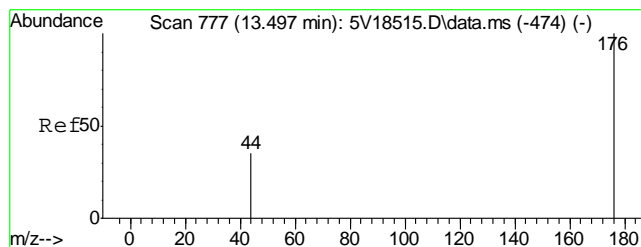
(#) = qualifier out of range (m) = manual integration (+) = signals summed

Quantitation Report (QT Reviewed)

Data Path : C:\msdchem\1\DATA\V5030113.S\
Data File : 5V25855.D
Acq On : 1 Mar 2013 10:08 pm
Operator : BRETD
Sample : D43725-3
Misc : MS5420,V5V1572,5.039,,100,5,1
ALS Vial : 18 Sample Multiplier: 1

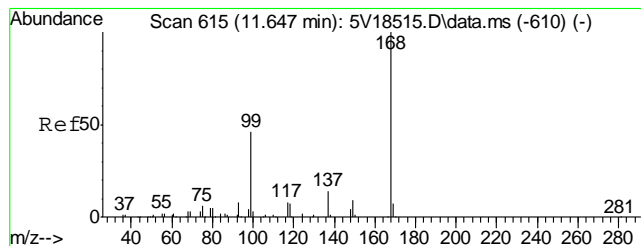
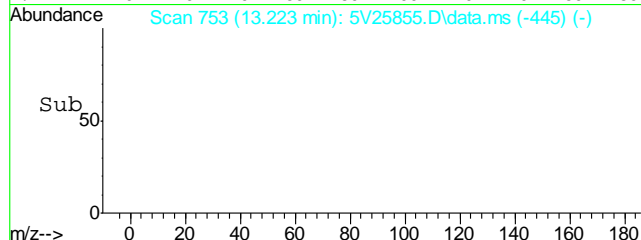
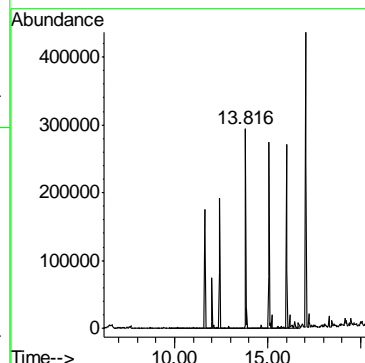
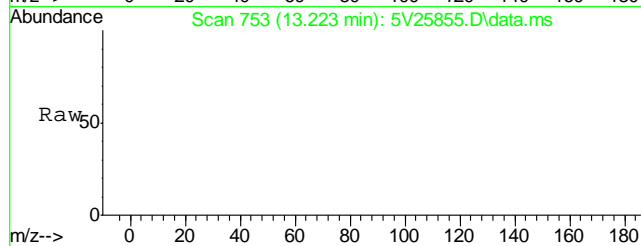
Quant Time: Mar 04 09:52:15 2013
Quant Method : C:\msdchem\1\METHODS\V5AP1565TVH1565.M
Quant Title : 8260
QLast Update : Fri Feb 22 10:33:44 2013
Response via : Initial Calibration





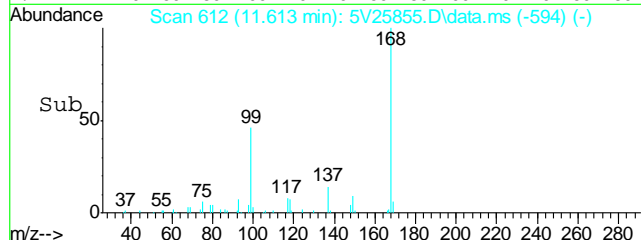
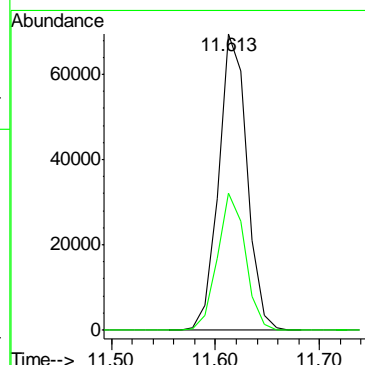
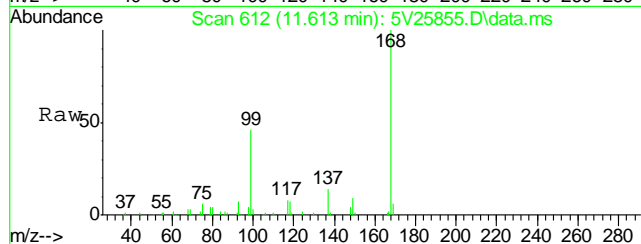
#1
TVH-Gasoline
Concen: 45.67 ug/l m
RT: 13.220 min Scan# 753
Delta R.T. 0.000 min
Lab File: 5V25855.D
Acq: 1 Mar 2013 10:08 pm

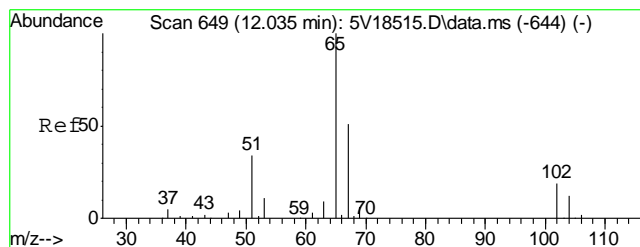
Tgt Ion:TIC Resp: 144181



#2
Pentafluorobenzene
Concen: 50.00 ug/l
RT: 11.613 min Scan# 612
Delta R.T. -0.000 min
Lab File: 5V25855.D
Acq: 1 Mar 2013 10:08 pm

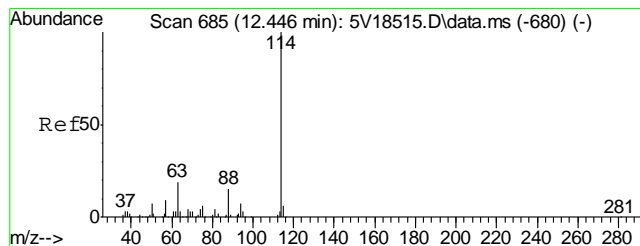
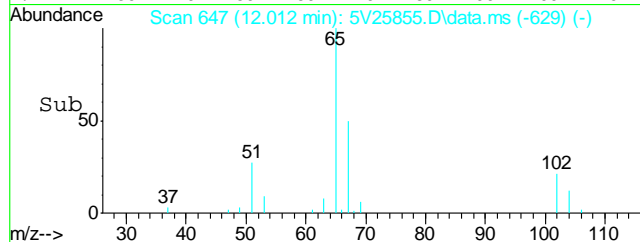
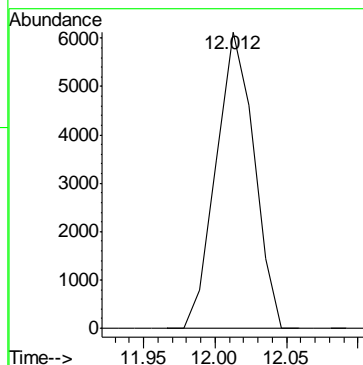
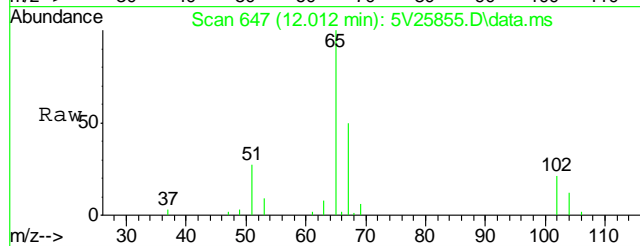
Tgt Ion:168 Resp: 131747
Ion Ratio Lower Upper
168 100
99 45.4 37.4 56.2





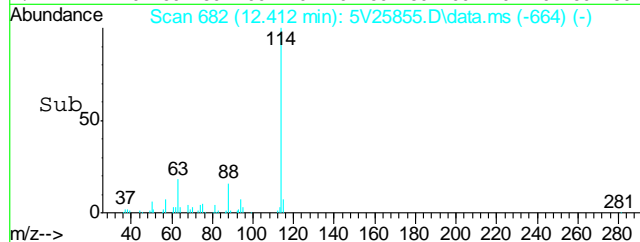
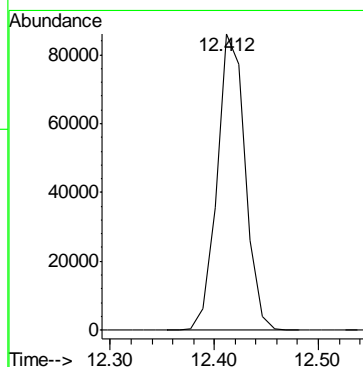
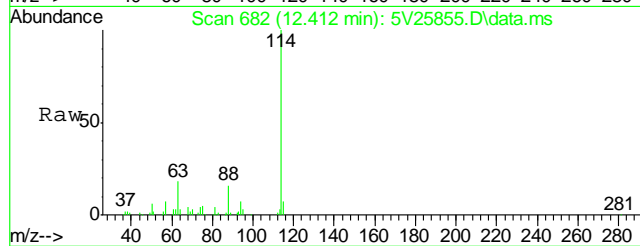
#33
1,2-Dichloroethane-d4
Concen: 41.72 ug/l
RT: 12.012 min Scan# 647
Delta R.T. -0.000 min
Lab File: 5V25855.D
Acq: 1 Mar 2013 10:08 pm

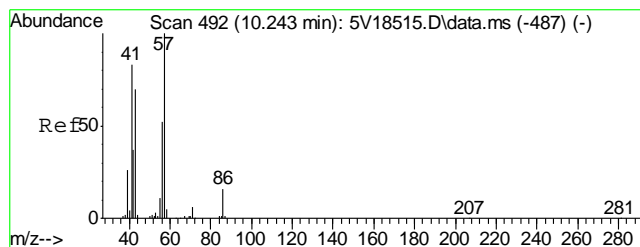
Tgt Ion:102 Resp: 11272



#35
1,4-Difluorobenzene
Concen: 50.00 ug/l
RT: 12.412 min Scan# 682
Delta R.T. -0.000 min
Lab File: 5V25855.D
Acq: 1 Mar 2013 10:08 pm

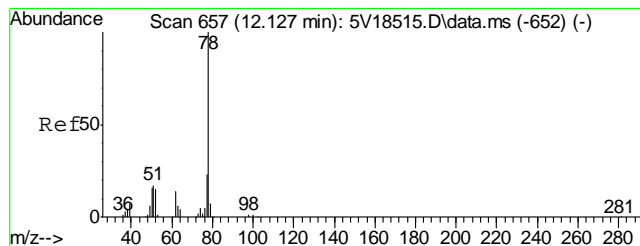
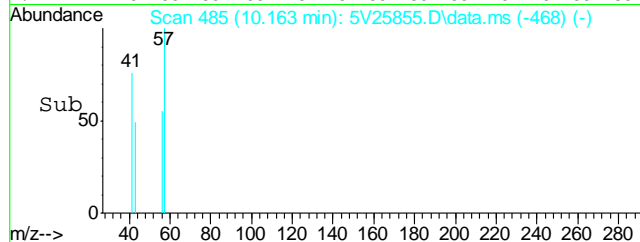
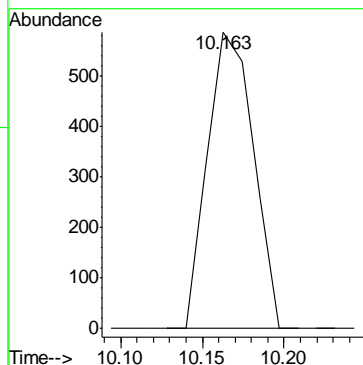
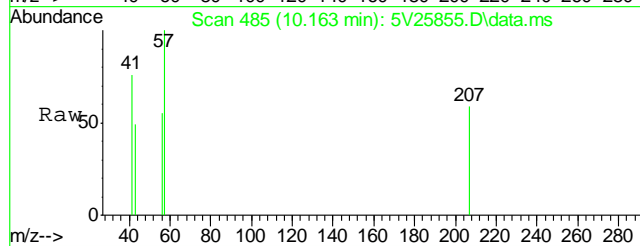
Tgt Ion:114 Resp: 161603





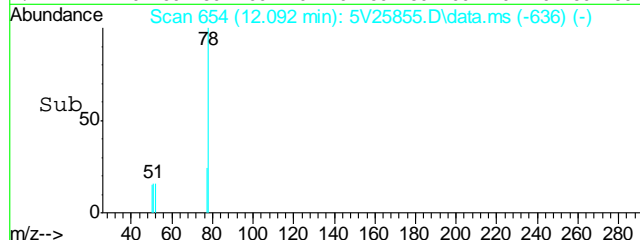
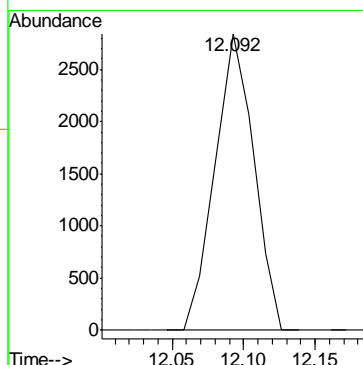
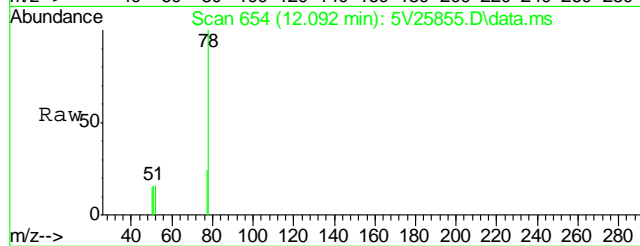
#41
Hexane
Concen: 1.50 ug/l
RT: 10.163 min Scan# 485
Delta R.T. -0.011 min
Lab File: 5V25855.D
Acq: 1 Mar 2013 10:08 pm

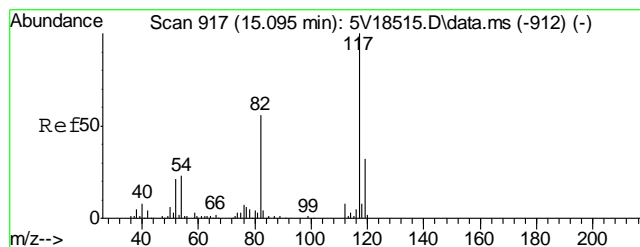
Tgt Ion: 57 Resp: 1154



#50
Benzene
Concen: 1.31 ug/l
RT: 12.092 min Scan# 654
Delta R.T. -0.000 min
Lab File: 5V25855.D
Acq: 1 Mar 2013 10:08 pm

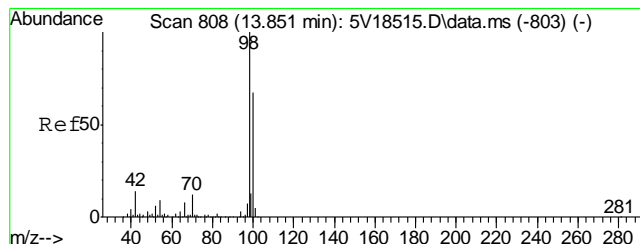
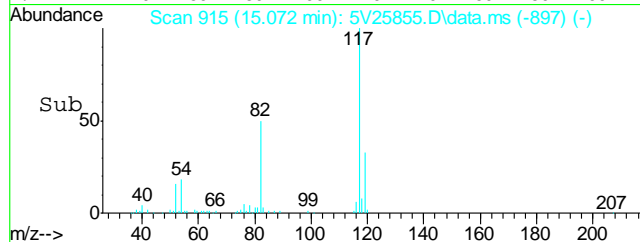
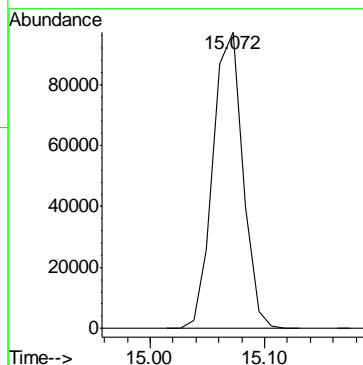
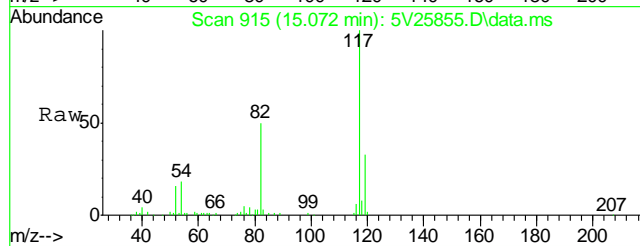
Tgt Ion: 78 Resp: 5368





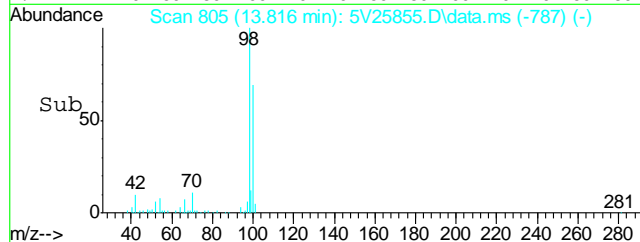
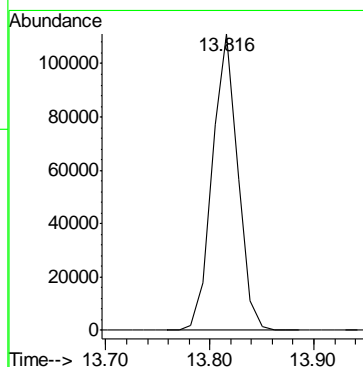
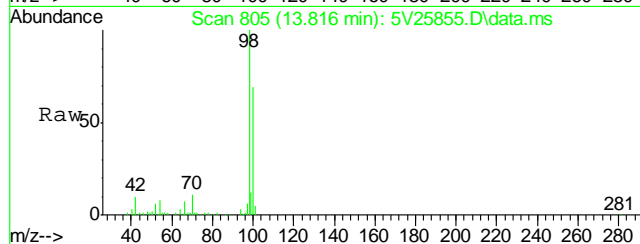
#53
Chlorobenzene-d5
Concen: 50.00 ug/l
RT: 15.072 min Scan# 915
Delta R.T. -0.000 min
Lab File: 5V25855.D
Acq: 1 Mar 2013 10:08 pm

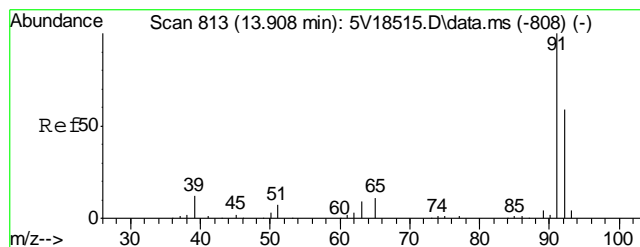
Tgt Ion:117 Resp: 177444



#61
Toluene-d8
Concen: 43.59 ug/l
RT: 13.816 min Scan# 805
Delta R.T. -0.000 min
Lab File: 5V25855.D
Acq: 1 Mar 2013 10:08 pm

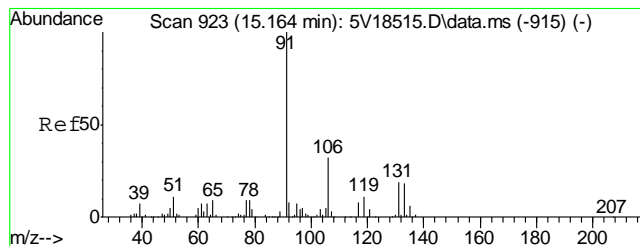
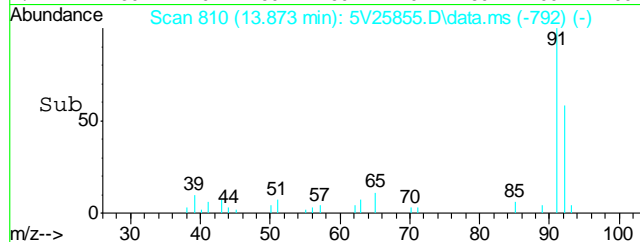
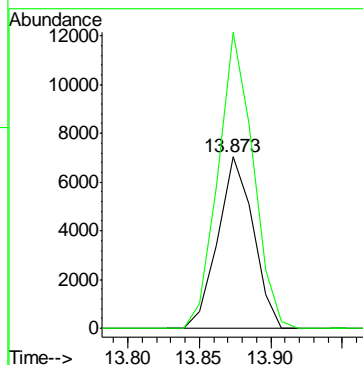
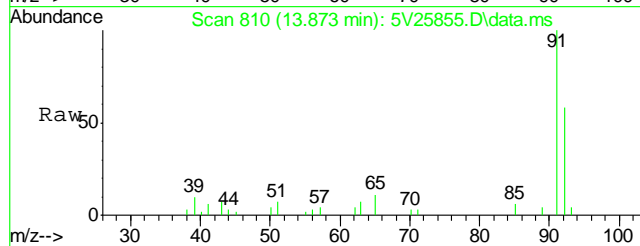
Tgt Ion: 98 Resp: 189548





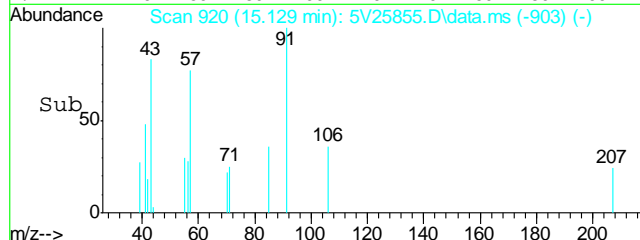
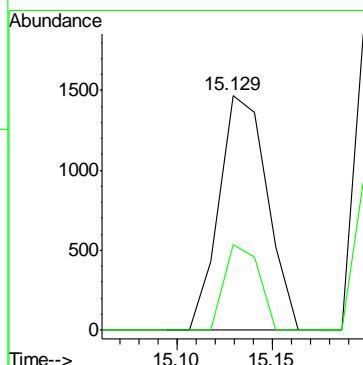
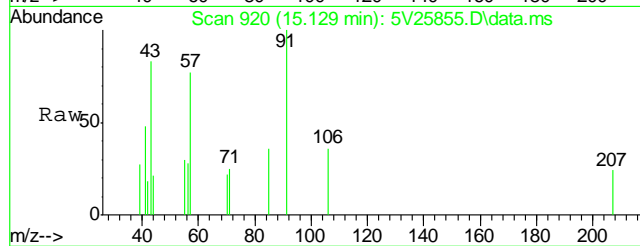
#62
Toluene
Concen: 3.85 ug/l
RT: 13.873 min Scan# 810
Delta R.T. -0.000 min
Lab File: 5V25855.D
Acq: 1 Mar 2013 10:08 pm

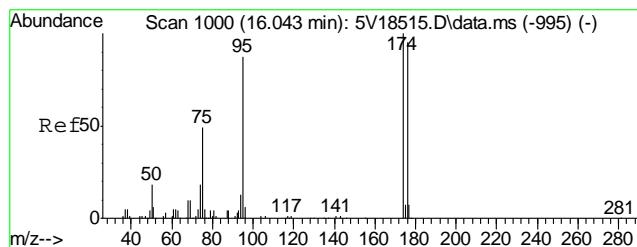
Tgt Ion	Resp	Lower	Upper
92	12086		
91	170.0	149.8	189.8



#66
Ethylbenzene
Concen: 0.78 ug/l
RT: 15.129 min Scan# 920
Delta R.T. -0.011 min
Lab File: 5V25855.D
Acq: 1 Mar 2013 10:08 pm

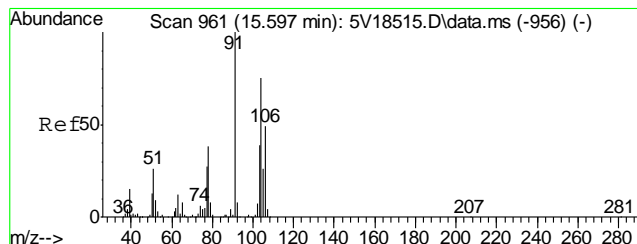
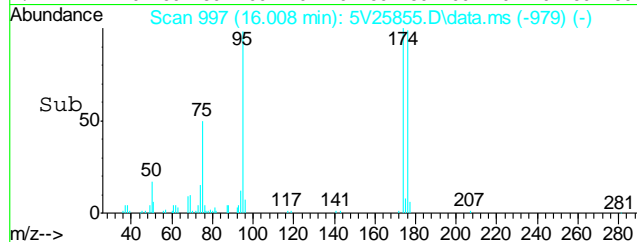
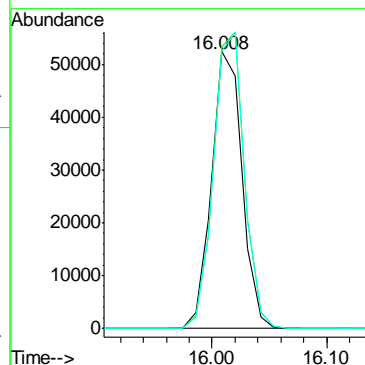
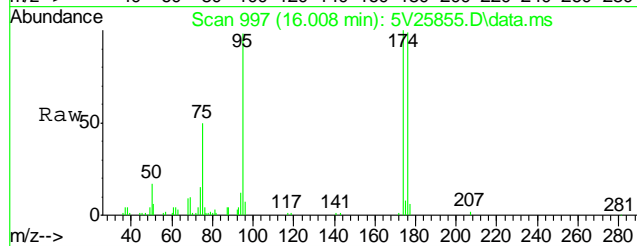
Tgt Ion	Resp	Lower	Upper
91	2589		
106	26.2	11.7	51.7





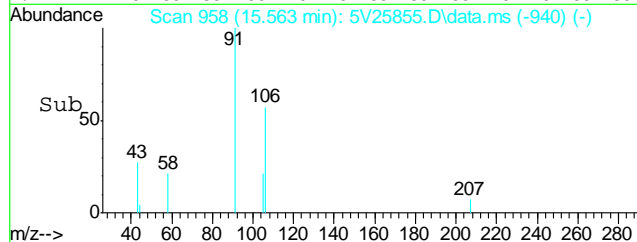
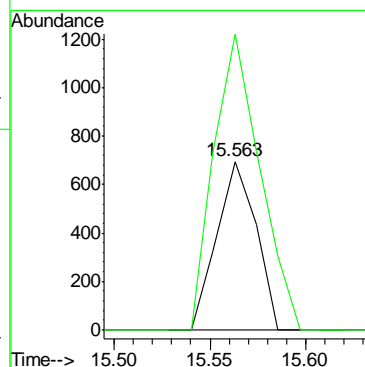
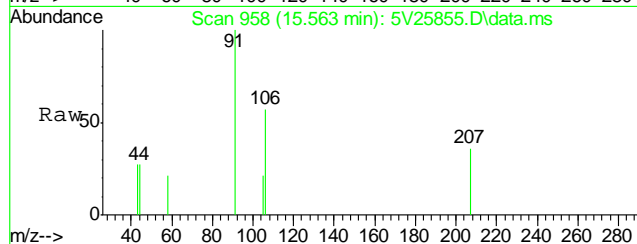
#69
4-Bromofluorobenzene
Concen: 57.46 ug/l
RT: 16.008 min Scan# 997
Delta R.T. -0.000 min
Lab File: 5V25855.D
Acq: 1 Mar 2013 10:08 pm

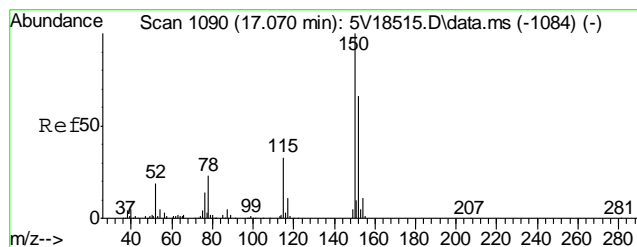
Tgt Ion	Resp	Lower	Upper
95	100		
174	108.7	77.1	117.1
176	107.8	73.4	113.4



#73
o-xylene
Concen: 0.95 ug/l
RT: 15.563 min Scan# 958
Delta R.T. -0.000 min
Lab File: 5V25855.D
Acq: 1 Mar 2013 10:08 pm

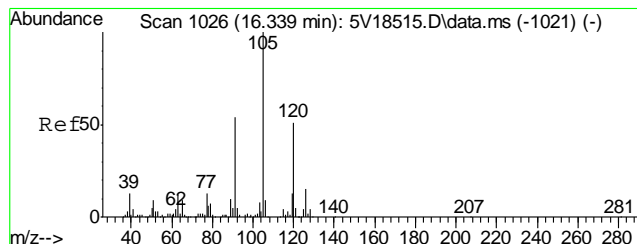
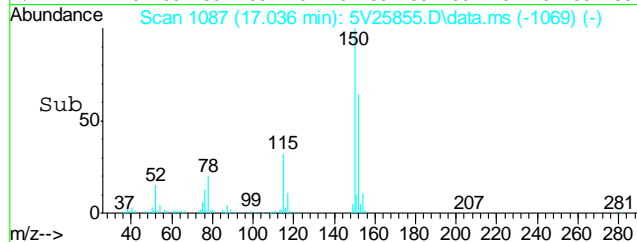
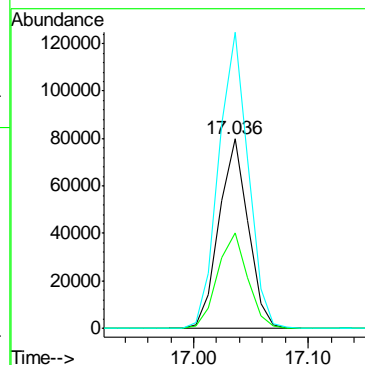
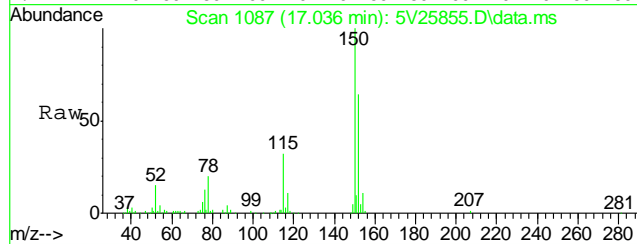
Tgt Ion	Resp	Lower	Upper
106	100		
91	205.8	188.2	228.2





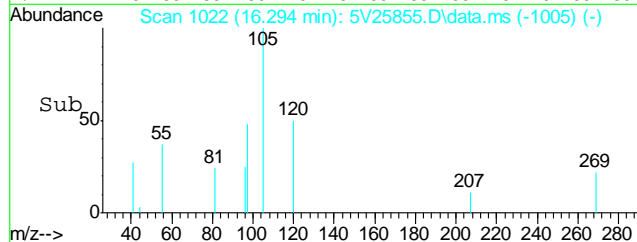
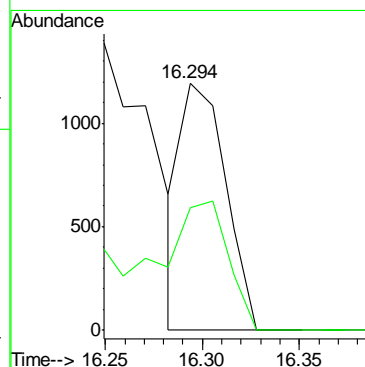
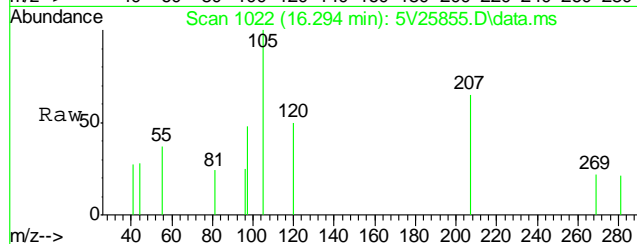
#74
1,4-Dichlorobenzene-d4
Concen: 50.00 ug/l
RT: 17.036 min Scan# 1087
Delta R.T. -0.000 min
Lab File: 5V25855.D
Acq: 1 Mar 2013 10:08 pm

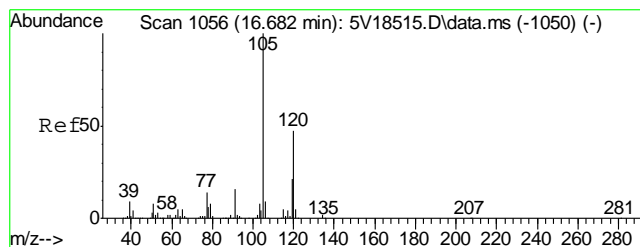
Tgt Ion	Ratio	Lower	Upper
152	100		
115	51.9	41.4	62.0
150	158.1	153.9	230.9



#80
1,3,5-Trimethylbenzene
Concen: 0.87 ug/l m
RT: 16.294 min Scan# 1022
Delta R.T. -0.011 min
Lab File: 5V25855.D
Acq: 1 Mar 2013 10:08 pm

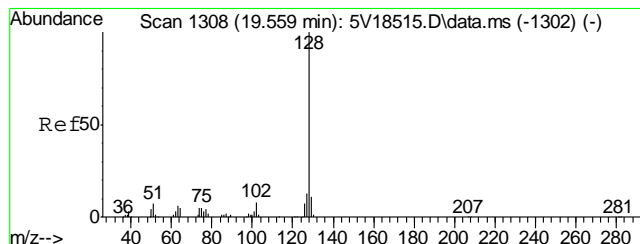
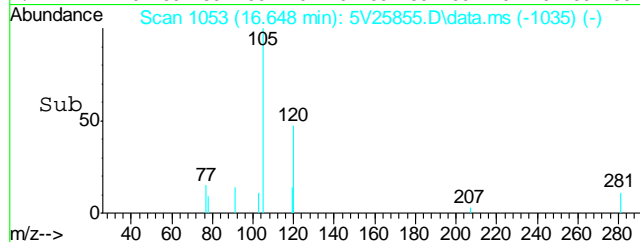
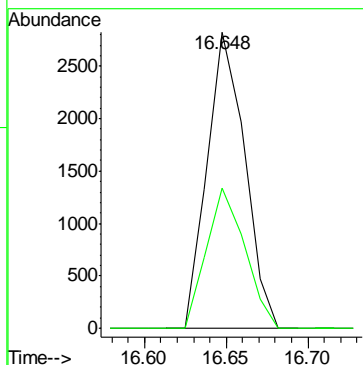
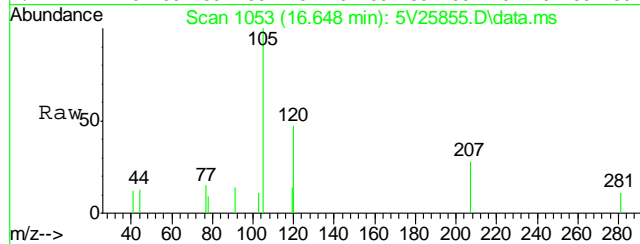
Tgt Ion	Ratio	Lower	Upper
105	100		
120	54.5	30.1	70.1





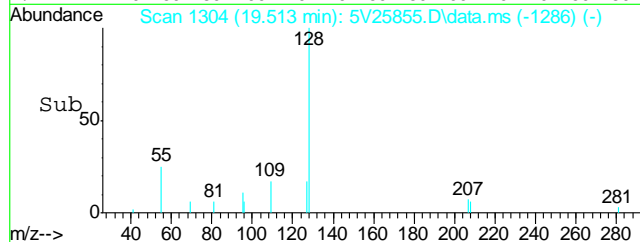
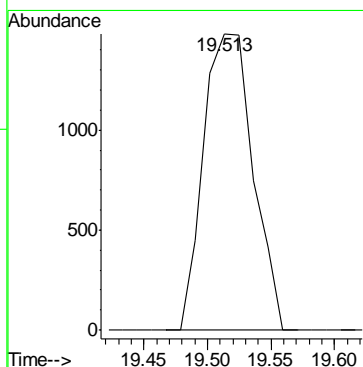
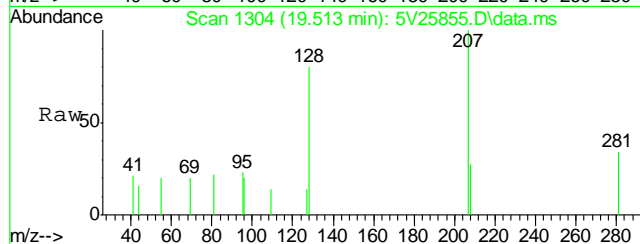
#82
1,2,4-Trimethylbenzene
Concen: 1.24 ug/l
RT: 16.648 min Scan# 1053
Delta R.T. 0.001 min
Lab File: 5V25855.D
Acq: 1 Mar 2013 10:08 pm

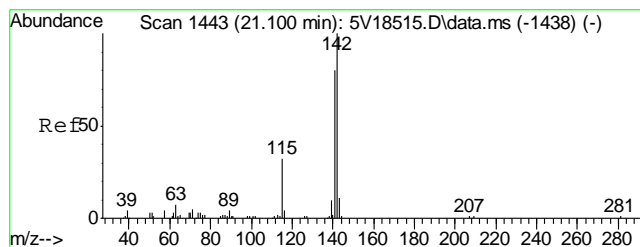
Tgt Ion	Ratio	Lower	Upper
105	100		
120	48.6	34.8	74.8



#91
Naphthalene
Concen: 1.49 ug/l
RT: 19.513 min Scan# 1304
Delta R.T. 0.000 min
Lab File: 5V25855.D
Acq: 1 Mar 2013 10:08 pm

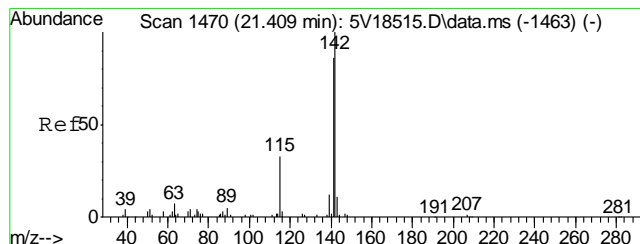
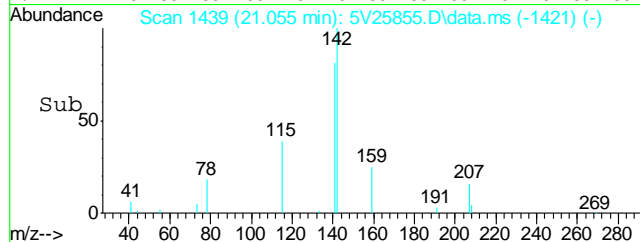
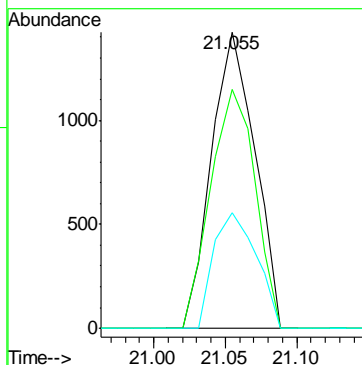
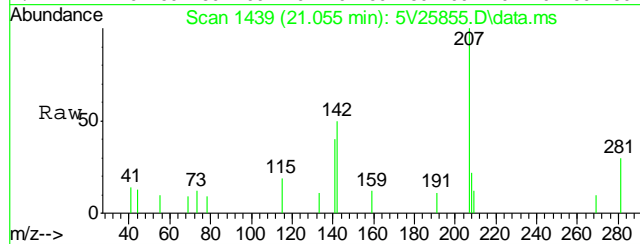
Tgt Ion	Ratio
128	4006





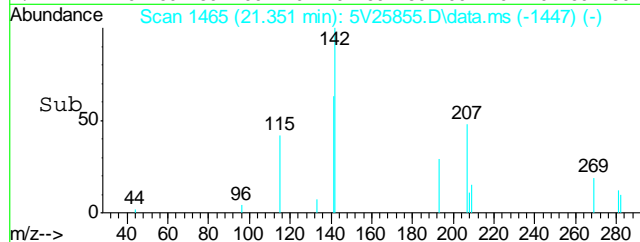
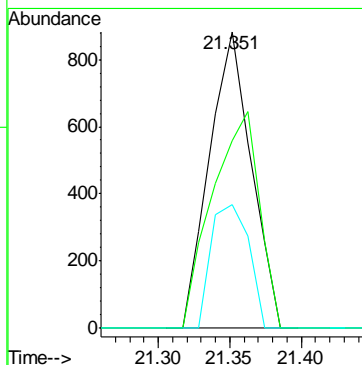
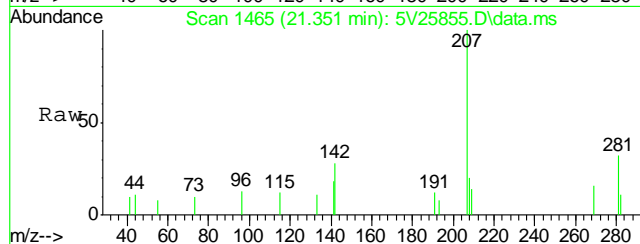
#94
2-Methylnaphthalene
Concen: 3.40 ug/l
RT: 21.055 min Scan# 1439
Delta R.T. 0.001 min
Lab File: 5V25855.D
Acq: 1 Mar 2013 10:08 pm

Tgt Ion	Ratio	Lower	Upper
142	100		
141	82.8	62.8	102.8
115	38.5	12.4	52.4



#95
1-Methylnaphthalene
Concen: 2.71 ug/l
RT: 21.351 min Scan# 1465
Delta R.T. 0.000 min
Lab File: 5V25855.D
Acq: 1 Mar 2013 10:08 pm

Tgt Ion	Ratio	Lower	Upper
142	100		
141	82.2	66.1	106.1
115	37.6	14.1	54.1



Quantitation Report (QT Reviewed)

Data Path : C:\msdchem\1\DATA\V5030113.S\
Data File : 5V25856.D
Acq On : 1 Mar 2013 10:41 pm
Operator : BRETD
Sample : D43725-4
Misc : MS5420,V5V1572,5.093,,100,5,1
ALS Vial : 19 Sample Multiplier: 1

Quant Time: Mar 04 09:54:28 2013
Quant Method : C:\msdchem\1\METHODS\V5AP1565TVH1565.M
Quant Title : 8260
QLast Update : Fri Feb 22 10:33:44 2013
Response via : Initial Calibration

Internal Standards	R.T.	QIon	Response	Conc	Units	Dev(Min)
2) Pentafluorobenzene	11.613	168	119150	50.00	ug/l	0.00
35) 1,4-Difluorobenzene	12.412	114	143103	50.00	ug/l	0.00
53) Chlorobenzene-d5	15.072	117	163424	50.00	ug/l	0.00
74) 1,4-Dichlorobenzene-d4	17.036	152	126048	50.00	ug/l	0.00

System Monitoring Compounds

33) 1,2-Dichloroethane-d4	12.012	102	10160	41.58	ug/l	0.00
Spiked Amount	50.000	Range	70 - 130	Recovery	=	83.16%
61) Toluene-d8	13.816	98	169320	42.28	ug/l	0.00
Spiked Amount	50.000	Range	70 - 130	Recovery	=	84.56%
69) 4-Bromofluorobenzene	16.008	95	87548	56.51	ug/l	0.00
Spiked Amount	50.000	Range	70 - 130	Recovery	=	113.02%

Target Compounds

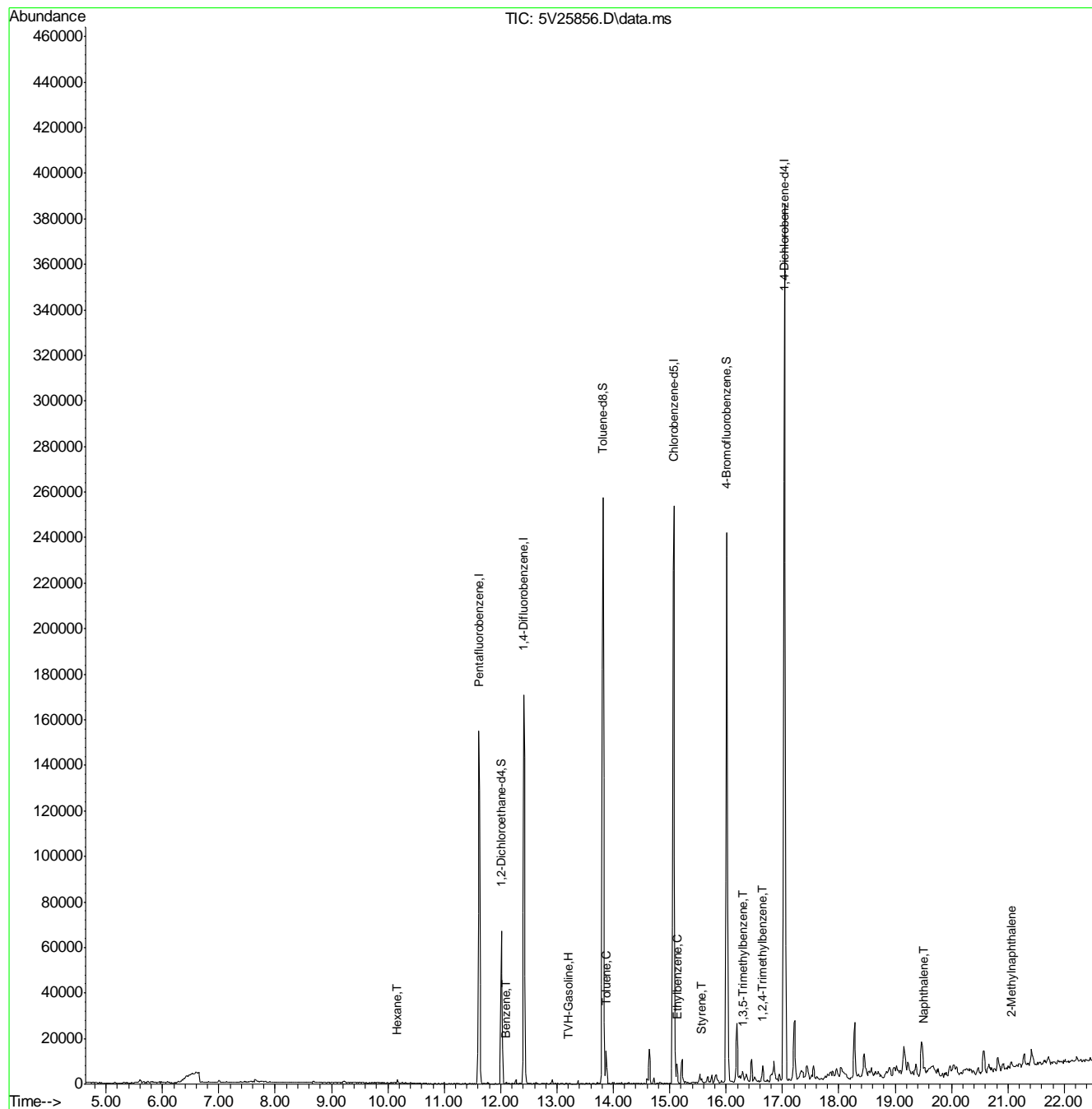
					Qvalue
1) TVH-Gasoline	13.220	TIC	133956m	44.85	ug/l
41) Hexane	10.163	57	669	1.21	ug/l
50) Benzene	12.092	78	1343	0.37	ug/l
62) Toluene	13.873	92	5333	1.84	ug/l
66) Ethylbenzene	15.129	91	2494	0.80	ug/l
71) Styrene	15.563	104	443	0.99	ug/l
80) 1,3,5-Trimethylbenzene	16.294	105	1406m	0.82	ug/l
82) 1,2,4-Trimethylbenzene	16.648	105	3689	1.18	ug/l
91) Naphthalene	19.513	128	2462	1.31	ug/l
94) 2-Methylnaphthalene	21.055	142	2212	3.22	ug/l

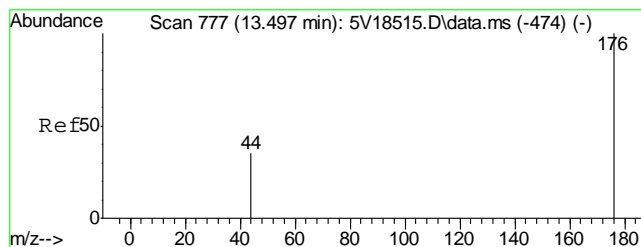
(#) = qualifier out of range (m) = manual integration (+) = signals summed

Quantitation Report (QT Reviewed)

Data Path : C:\msdchem\1\DATA\V5030113.S\
Data File : 5V25856.D
Acq On : 1 Mar 2013 10:41 pm
Operator : BRETD
Sample : D43725-4
Misc : MS5420,V5V1572,5.093,,100,5,1
ALS Vial : 19 Sample Multiplier: 1

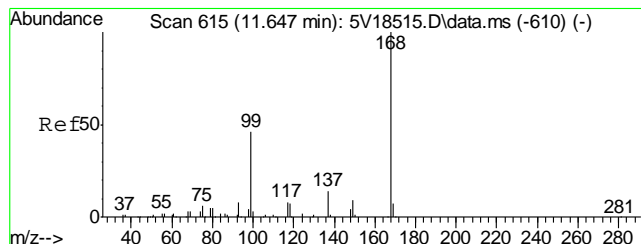
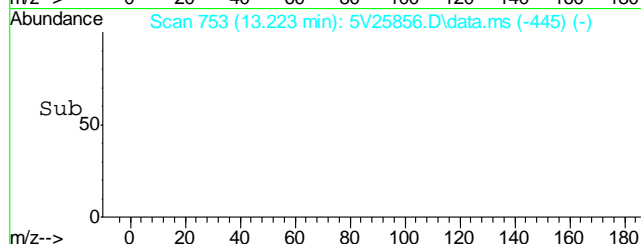
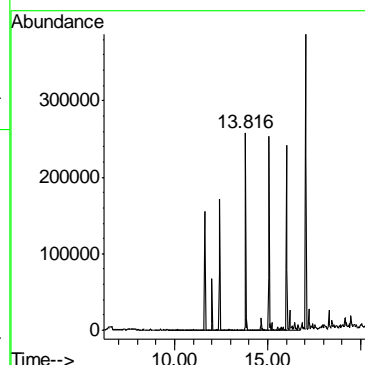
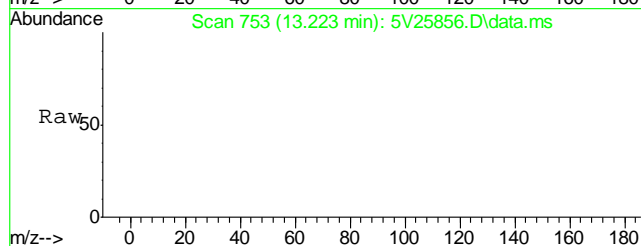
Quant Time: Mar 04 09:54:28 2013
Quant Method : C:\msdchem\1\METHODS\V5AP1565TVH1565.M
Quant Title : 8260
QLast Update : Fri Feb 22 10:33:44 2013
Response via : Initial Calibration





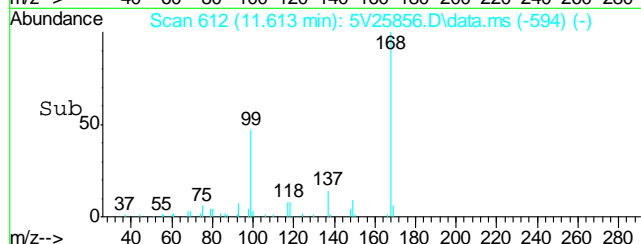
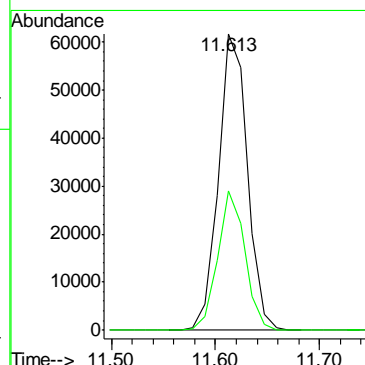
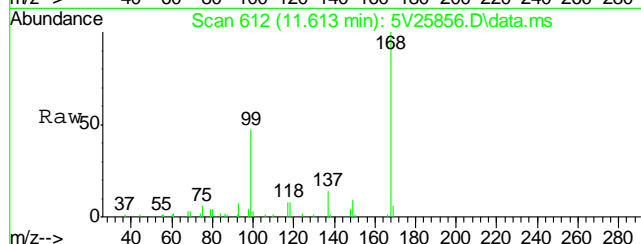
#1
TVH-Gasoline
Concen: 44.85 ug/l m
RT: 13.220 min Scan# 753
Delta R.T. 0.000 min
Lab File: 5V25856.D
Acq: 1 Mar 2013 10:41 pm

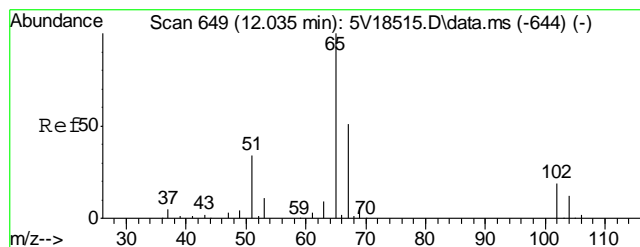
Tgt Ion:TIC Resp: 133956



#2
Pentafluorobenzene
Concen: 50.00 ug/l
RT: 11.613 min Scan# 612
Delta R.T. 0.000 min
Lab File: 5V25856.D
Acq: 1 Mar 2013 10:41 pm

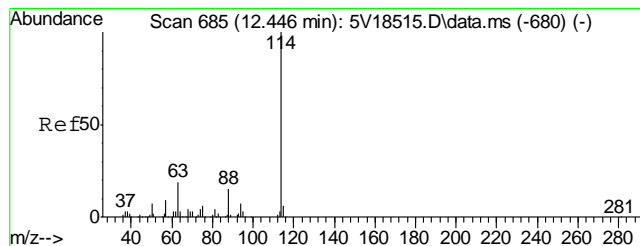
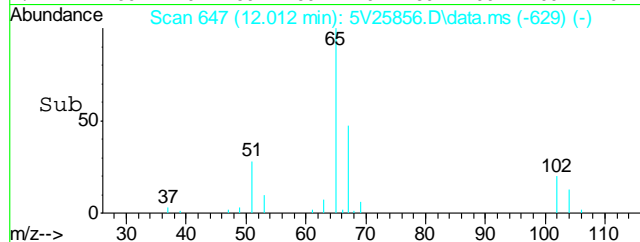
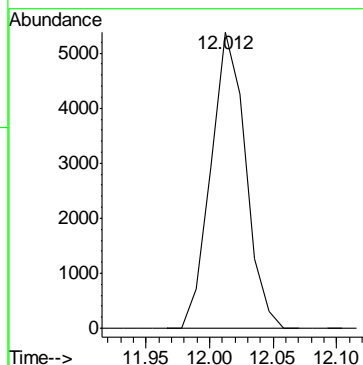
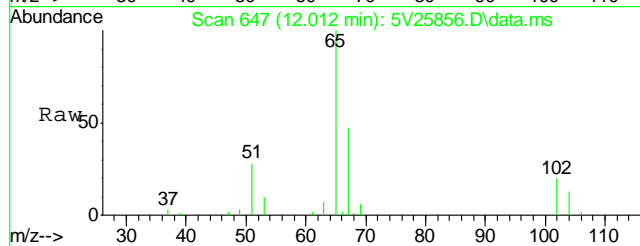
Tgt Ion:168 Resp: 119150
Ion Ratio Lower Upper
168 100
99 44.5 37.4 56.2





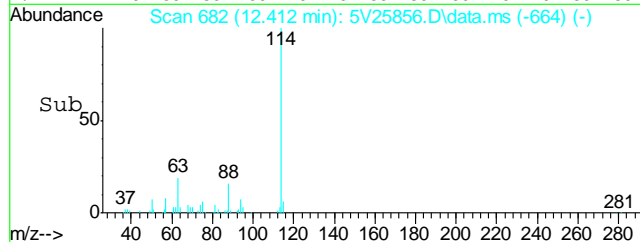
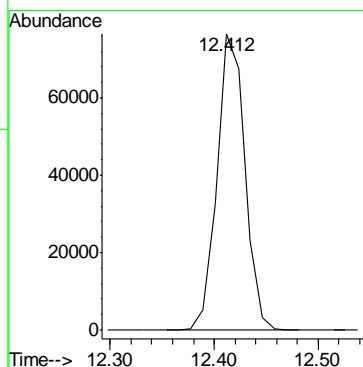
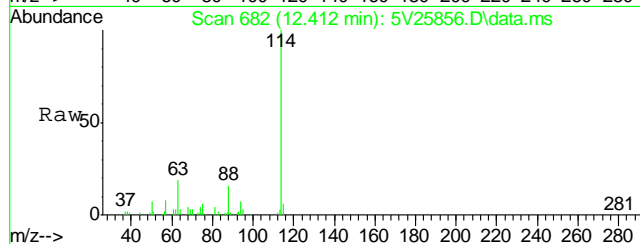
#33
1,2-Dichloroethane-d4
Concen: 41.58 ug/l
RT: 12.012 min Scan# 647
Delta R.T. 0.000 min
Lab File: 5V25856.D
Acq: 1 Mar 2013 10:41 pm

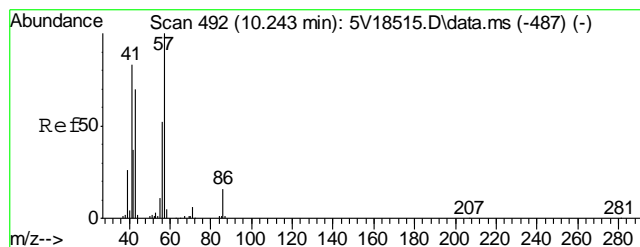
Tgt Ion:102 Resp: 10160



#35
1,4-Difluorobenzene
Concen: 50.00 ug/l
RT: 12.412 min Scan# 682
Delta R.T. 0.000 min
Lab File: 5V25856.D
Acq: 1 Mar 2013 10:41 pm

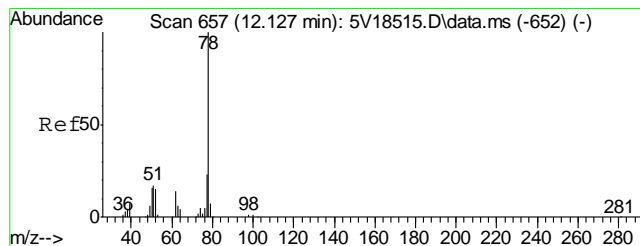
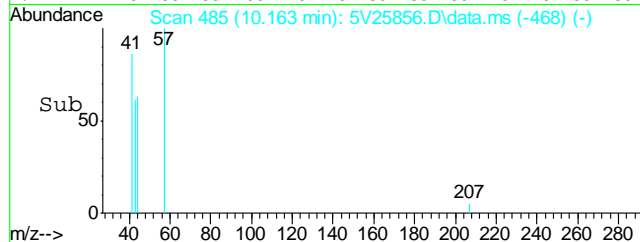
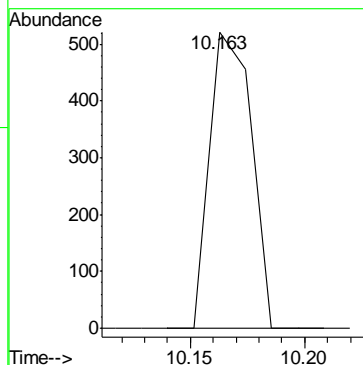
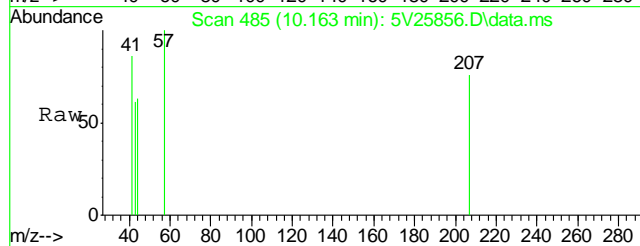
Tgt Ion:114 Resp: 143103





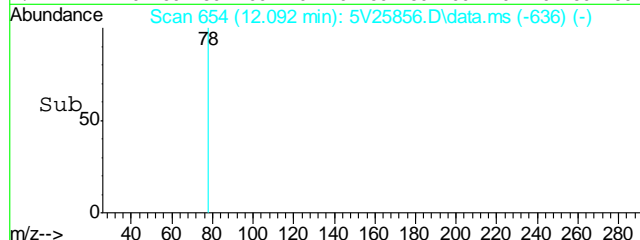
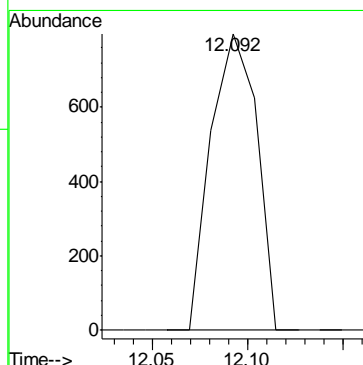
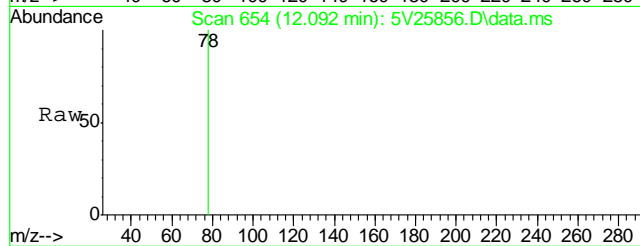
#41
Hexane
Concen: 1.21 ug/l
RT: 10.163 min Scan# 485
Delta R.T. -0.011 min
Lab File: 5V25856.D
Acq: 1 Mar 2013 10:41 pm

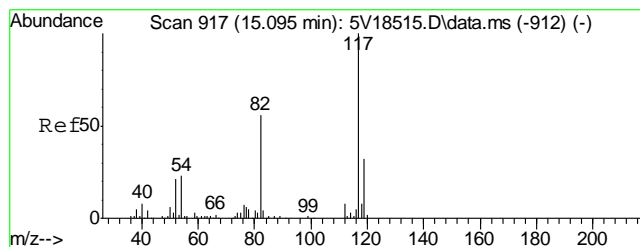
Tgt Ion: 57 Resp: 669



#50
Benzene
Concen: 0.37 ug/l
RT: 12.092 min Scan# 654
Delta R.T. -0.000 min
Lab File: 5V25856.D
Acq: 1 Mar 2013 10:41 pm

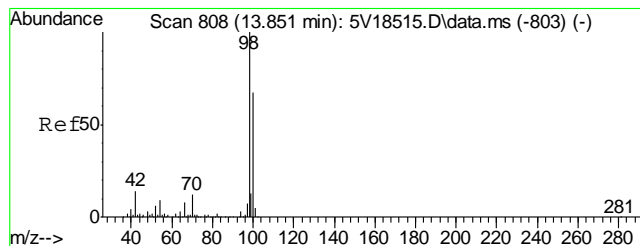
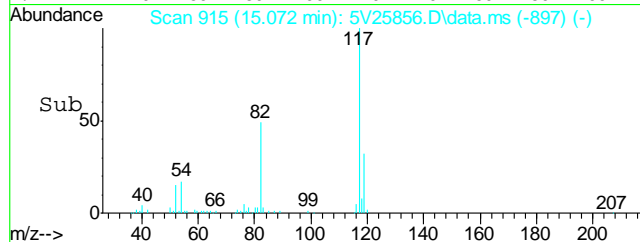
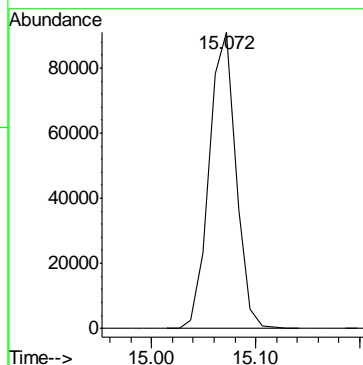
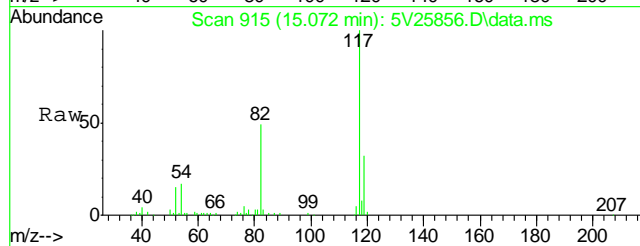
Tgt Ion: 78 Resp: 1343





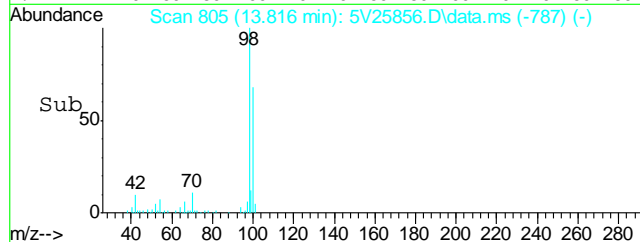
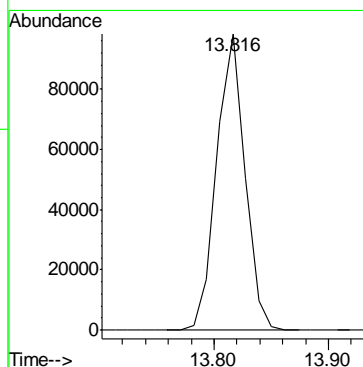
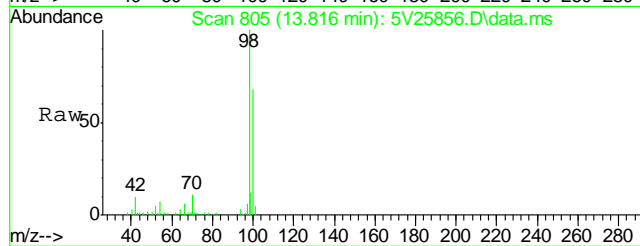
#53
Chlorobenzene-d5
Concen: 50.00 ug/l
RT: 15.072 min Scan# 915
Delta R.T. 0.000 min
Lab File: 5V25856.D
Acq: 1 Mar 2013 10:41 pm

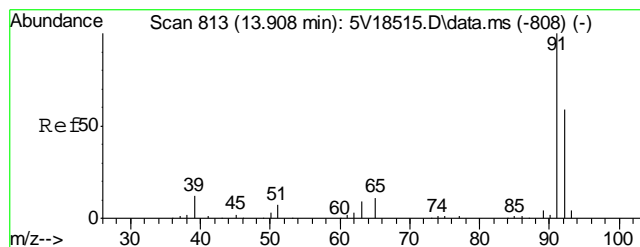
Tgt Ion:117 Resp: 163424



#61
Toluene-d8
Concen: 42.28 ug/l
RT: 13.816 min Scan# 805
Delta R.T. 0.000 min
Lab File: 5V25856.D
Acq: 1 Mar 2013 10:41 pm

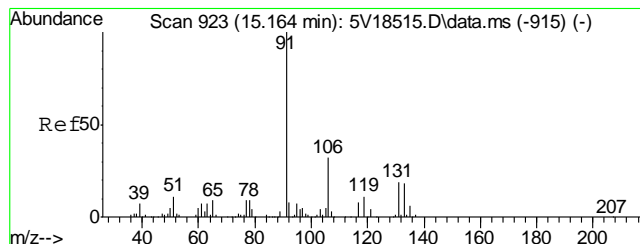
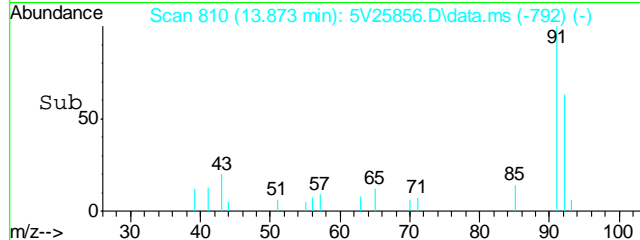
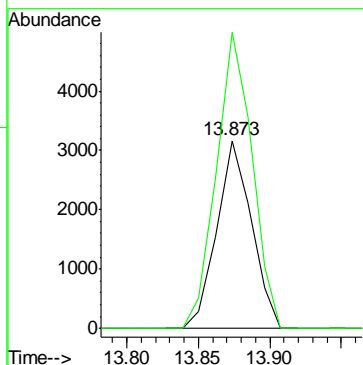
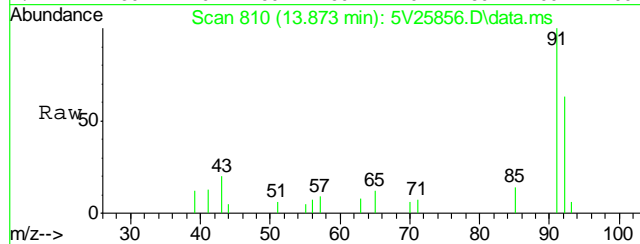
Tgt Ion: 98 Resp: 169320





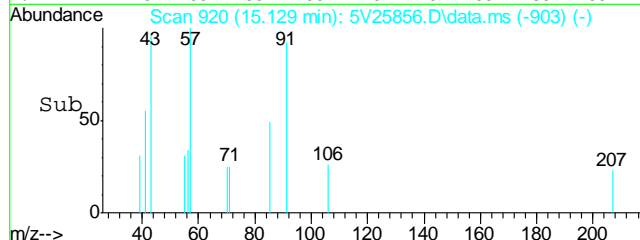
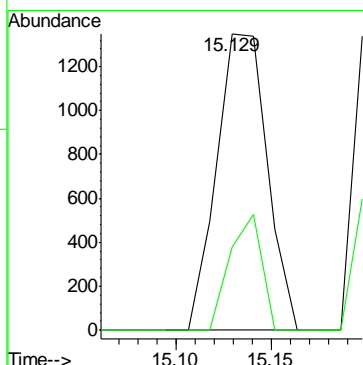
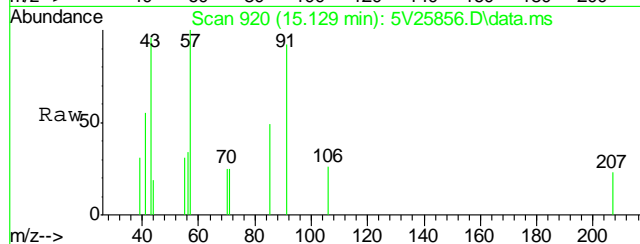
#62
Toluene
Concen: 1.84 ug/l
RT: 13.873 min Scan# 810
Delta R.T. 0.000 min
Lab File: 5V25856.D
Acq: 1 Mar 2013 10:41 pm

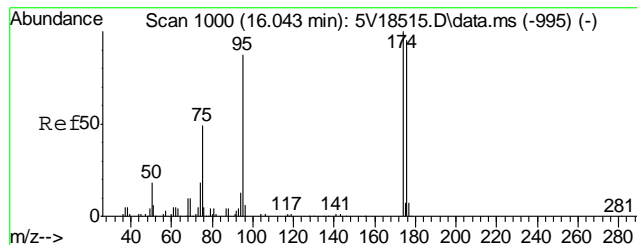
Tgt Ion: 92 Resp: 5333
Ion Ratio Lower Upper
92 100
91 162.5 149.8 189.8



#66
Ethylbenzene
Concen: 0.80 ug/l
RT: 15.129 min Scan# 920
Delta R.T. -0.011 min
Lab File: 5V25856.D
Acq: 1 Mar 2013 10:41 pm

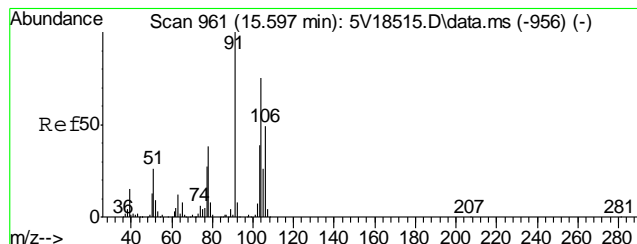
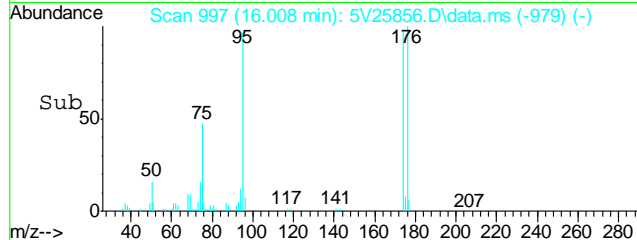
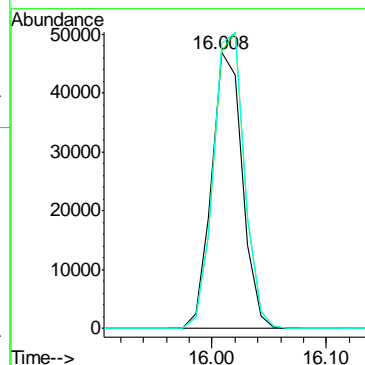
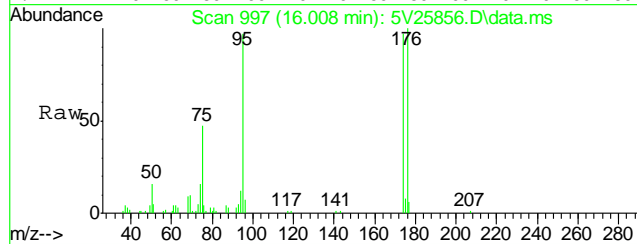
Tgt Ion: 91 Resp: 2494
Ion Ratio Lower Upper
91 100
106 24.8 11.7 51.7





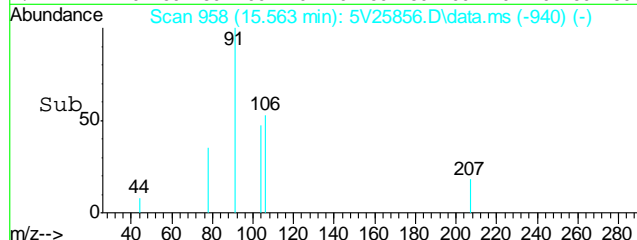
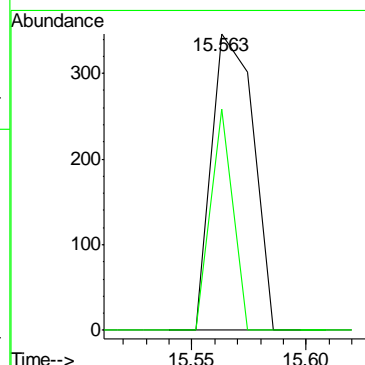
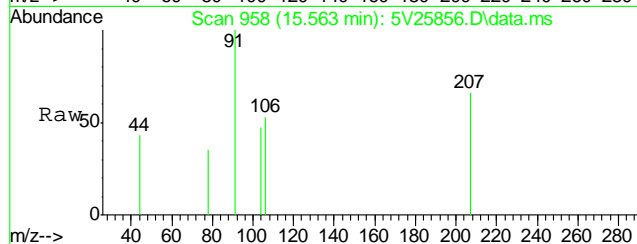
#69
4-Bromofluorobenzene
Concen: 56.51 ug/l
RT: 16.008 min Scan# 997
Delta R.T. -0.000 min
Lab File: 5V25856.D
Acq: 1 Mar 2013 10:41 pm

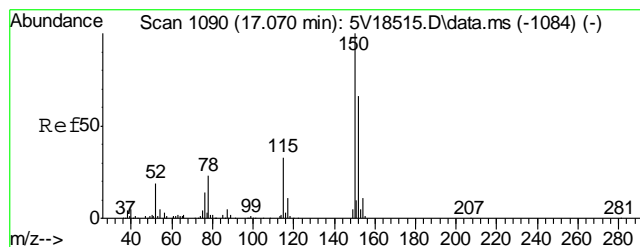
Tgt Ion	Resp	Lower	Upper
95	87548		
174	107.1	77.1	117.1
176	108.3	73.4	113.4



#71
Styrene
Concen: 0.99 ug/l
RT: 15.563 min Scan# 958
Delta R.T. 0.000 min
Lab File: 5V25856.D
Acq: 1 Mar 2013 10:41 pm

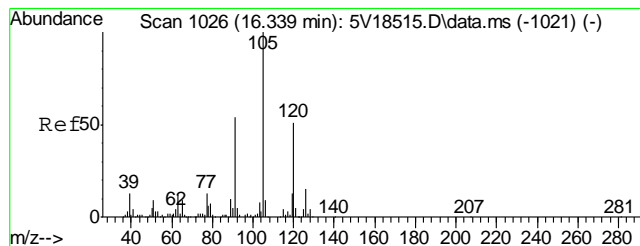
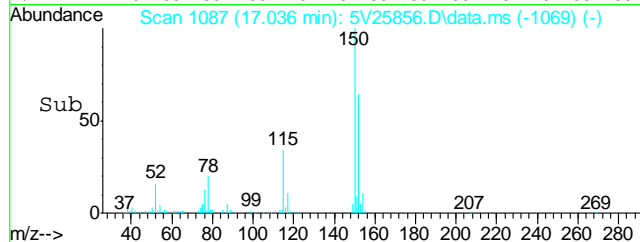
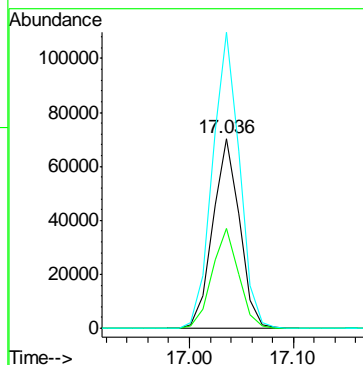
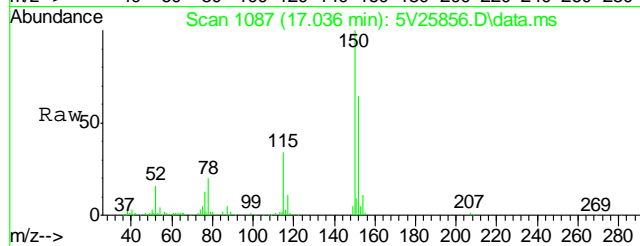
Tgt Ion	Resp	Lower	Upper
104	443		
78	40.0	32.6	72.6





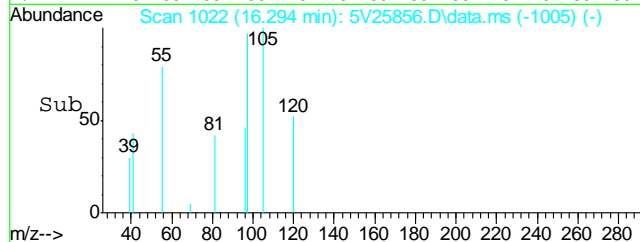
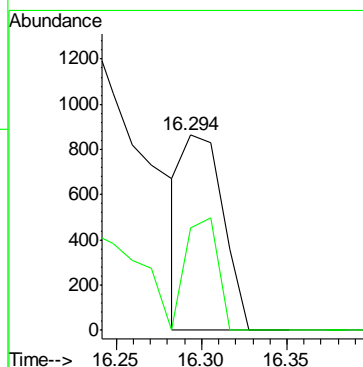
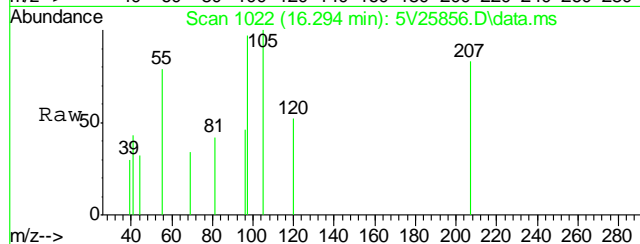
#74
1,4-Dichlorobenzene-d4
Concen: 50.00 ug/l
RT: 17.036 min Scan# 1087
Delta R.T. 0.000 min
Lab File: 5V25856.D
Acq: 1 Mar 2013 10:41 pm

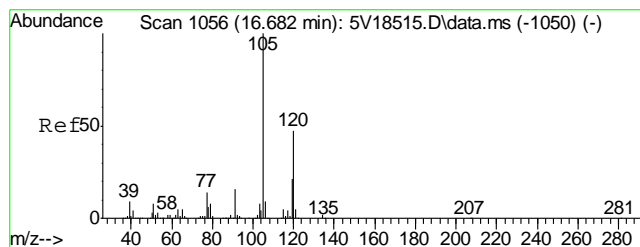
Tgt Ion	Ratio	Lower	Upper
152	100		
115	52.2	41.4	62.0
150	157.0	153.9	230.9



#80
1,3,5-Trimethylbenzene
Concen: 0.82 ug/l m
RT: 16.294 min Scan# 1022
Delta R.T. -0.011 min
Lab File: 5V25856.D
Acq: 1 Mar 2013 10:41 pm

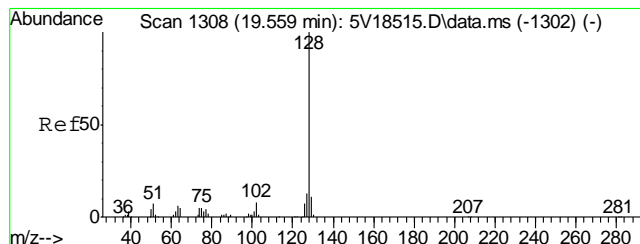
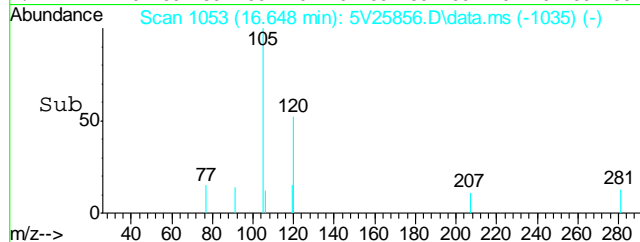
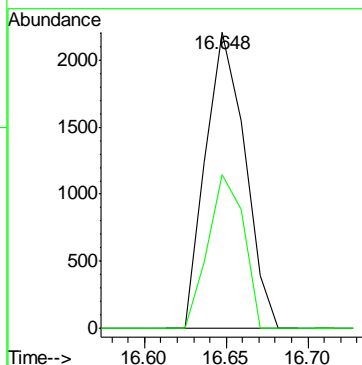
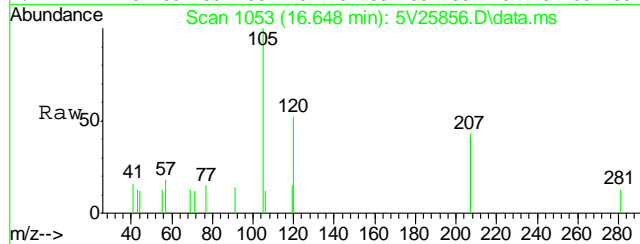
Tgt Ion	Ratio	Lower	Upper
105	100		
120	68.3	30.1	70.1





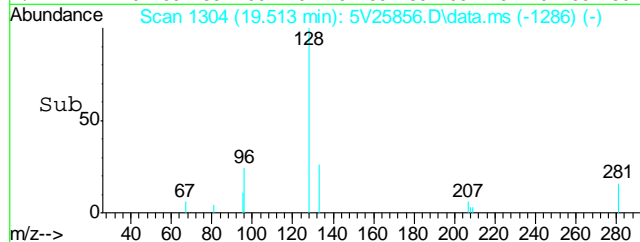
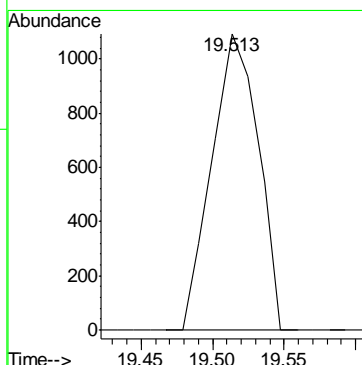
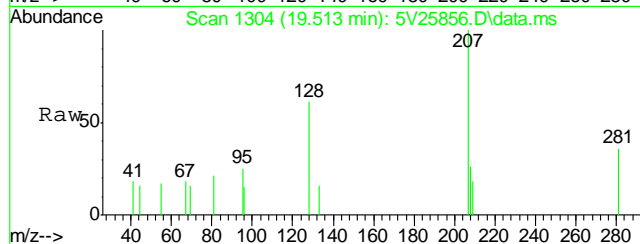
#82
1,2,4-Trimethylbenzene
Concen: 1.18 ug/l
RT: 16.648 min Scan# 1053
Delta R.T. 0.001 min
Lab File: 5V25856.D
Acq: 1 Mar 2013 10:41 pm

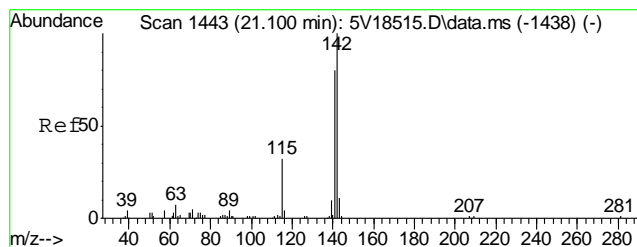
Tgt Ion:105 Resp: 3689
Ion Ratio Lower Upper
105 100
120 46.9 34.8 74.8



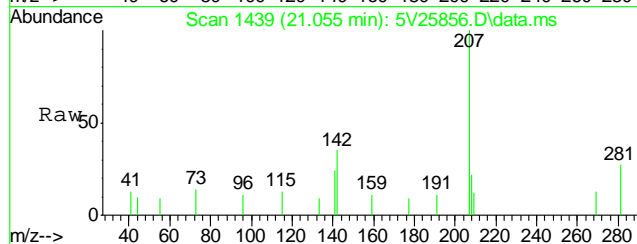
#91
Naphthalene
Concen: 1.31 ug/l
RT: 19.513 min Scan# 1304
Delta R.T. 0.000 min
Lab File: 5V25856.D
Acq: 1 Mar 2013 10:41 pm

Tgt Ion:128 Resp: 2462

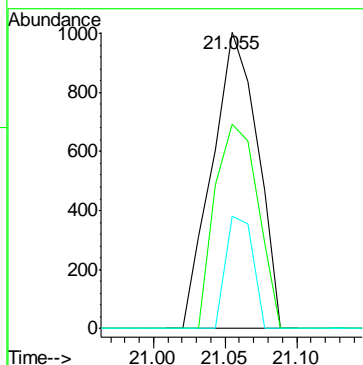
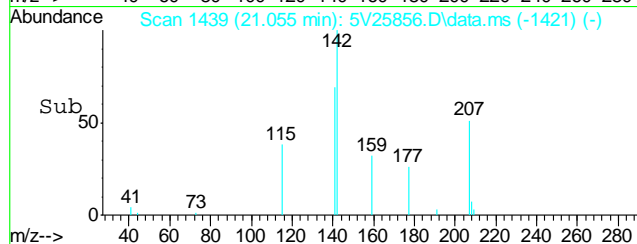




#94
 2-Methylnaphthalene
 Concen: 3.22 ug/l
 RT: 21.055 min Scan# 1439
 Delta R.T. 0.001 min
 Lab File: 5V25856.D
 Acq: 1 Mar 2013 10:41 pm



Tgt Ion:	142	Resp:	2212
Ion Ratio	Lower	Upper	
142	100		
141	65.1	62.8	102.8
115	22.8	12.4	52.4



Quantitation Report (QT Reviewed)

Data Path : C:\msdchem\1\DATA\V5030113.S\
 Data File : 5V25857.D
 Acq On : 1 Mar 2013 11:13 pm
 Operator : BRETD
 Sample : D43725-5
 Misc : MS5420,V5V1572,5.082,,100,5,1
 ALS Vial : 20 Sample Multiplier: 1

Quant Time: Mar 04 09:56:37 2013
 Quant Method : C:\msdchem\1\METHODS\V5AP1565TVH1565.M
 Quant Title : 8260
 QLast Update : Fri Feb 22 10:33:44 2013
 Response via : Initial Calibration

Internal Standards	R.T.	QIon	Response	Conc	Units	Dev(Min)
2) Pentafluorobenzene	11.613	168	129251	50.00	ug/l	0.00
35) 1,4-Difluorobenzene	12.412	114	158098	50.00	ug/l	0.00
53) Chlorobenzene-d5	15.072	117	177699	50.00	ug/l	0.00
74) 1,4-Dichlorobenzene-d4	17.036	152	140022	50.00	ug/l	0.00

System Monitoring Compounds

33) 1,2-Dichloroethane-d4	12.012	102	10613	40.04	ug/l	0.00
Spiked Amount	50.000	Range	70 - 130	Recovery	=	80.08%
61) Toluene-d8	13.816	98	186192	42.76	ug/l	0.00
Spiked Amount	50.000	Range	70 - 130	Recovery	=	85.52%
69) 4-Bromofluorobenzene	16.008	95	98075	58.21	ug/l	0.00
Spiked Amount	50.000	Range	70 - 130	Recovery	=	116.42%

Target Compounds

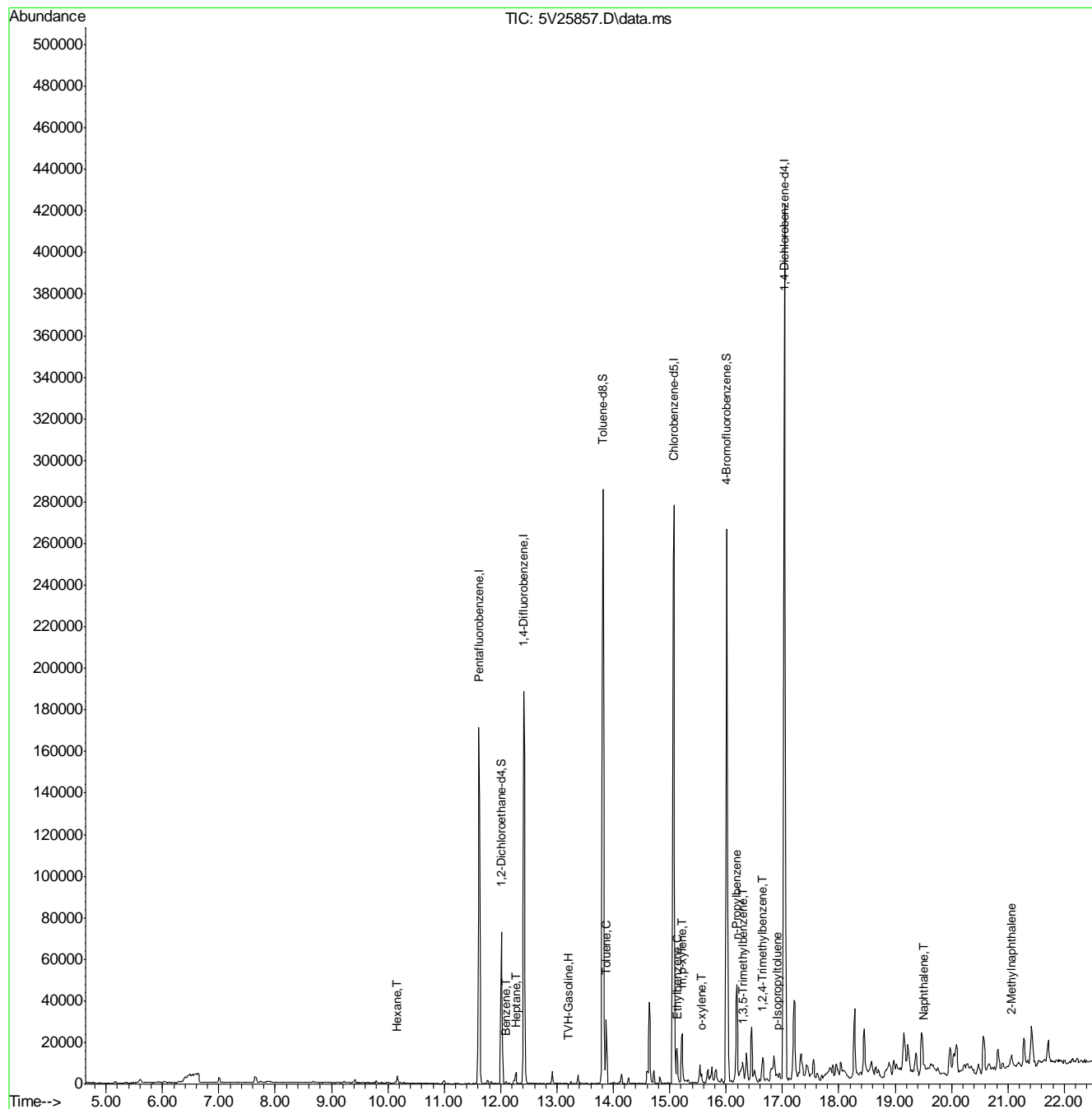
					Qvalue
1) TVH-Gasoline	13.220	TIC	496738m	73.75	ug/l
41) Hexane	10.163	57	1784	1.97	ug/l
43) Heptane	12.275	43	1873	1.82	ug/l
50) Benzene	12.092	78	2054	0.51	ug/l
62) Toluene	13.873	92	10787	3.43	ug/l
66) Ethylbenzene	15.141	91	4791	1.15	ug/l
72) m,p-xylene	15.220	106	8767	0.36	ug/l
73) o-xylene	15.563	106	1121	1.00	ug/l
77) n-Propylbenzene	16.191	91	2230	0.54	ug/l
80) 1,3,5-Trimethylbenzene	16.305	105	2240m	0.93	ug/l
82) 1,2,4-Trimethylbenzene	16.648	105	6601	1.57	ug/l
86) p-Isopropyltoluene	16.899	119	2172	1.01	ug/l
91) Naphthalene	19.513	128	3648	1.44	ug/l
94) 2-Methylnaphthalene	21.055	142	3300	3.51	ug/l

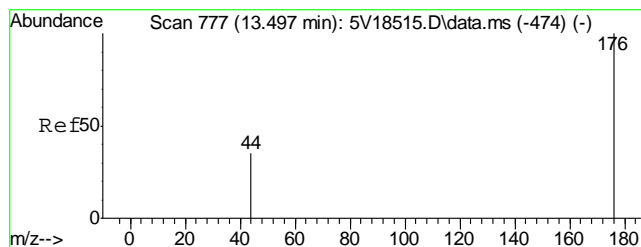
(#) = qualifier out of range (m) = manual integration (+) = signals summed

Quantitation Report (QT Reviewed)

Data Path : C:\msdchem\1\DATA\V5030113.S\
Data File : 5V25857.D
Acq On : 1 Mar 2013 11:13 pm
Operator : BRETD
Sample : D43725-5
Misc : MS5420,V5V1572,5.082,,100,5,1
ALS Vial : 20 Sample Multiplier: 1

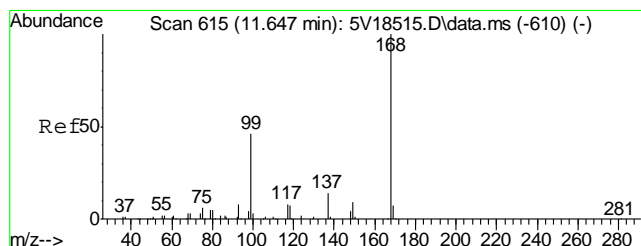
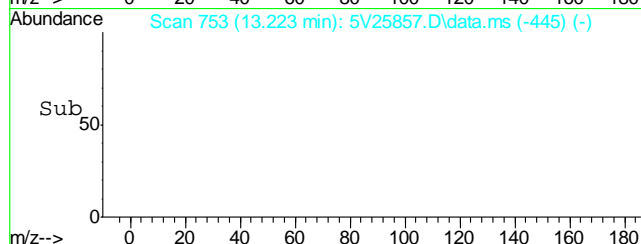
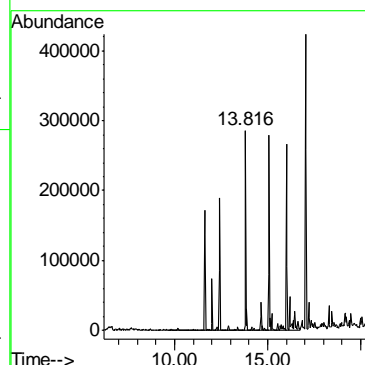
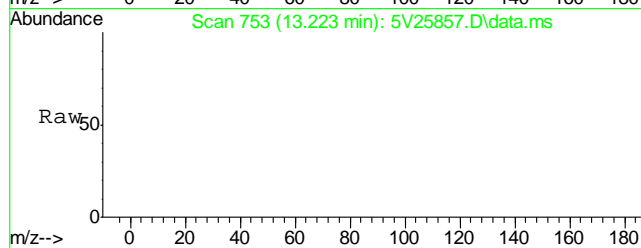
Quant Time: Mar 04 09:56:37 2013
Quant Method : C:\msdchem\1\METHODS\V5AP1565TVH1565.M
Quant Title : 8260
QLast Update : Fri Feb 22 10:33:44 2013
Response via : Initial Calibration





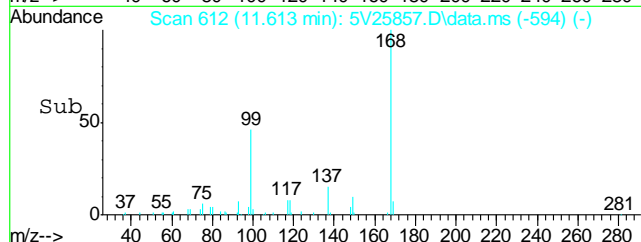
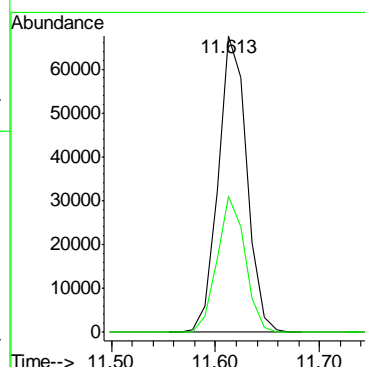
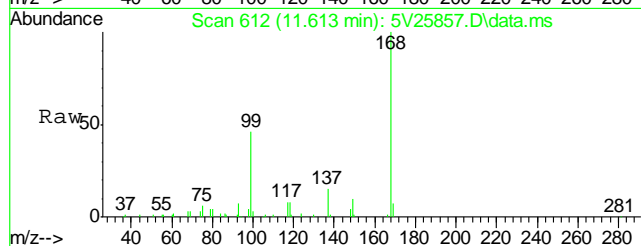
#1
TVH-Gasoline
Concen: 73.75 ug/l m
RT: 13.220 min Scan# 753
Delta R.T. 0.000 min
Lab File: 5V25857.D
Acq: 1 Mar 2013 11:13 pm

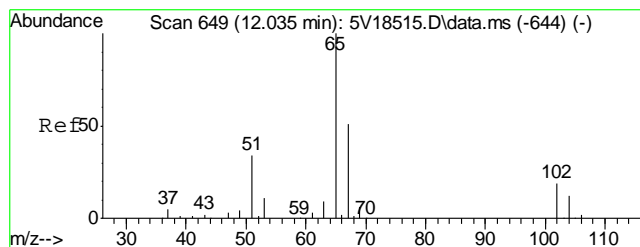
Tgt Ion:TIC Resp: 496738



#2
Pentafluorobenzene
Concen: 50.00 ug/l
RT: 11.613 min Scan# 612
Delta R.T. 0.000 min
Lab File: 5V25857.D
Acq: 1 Mar 2013 11:13 pm

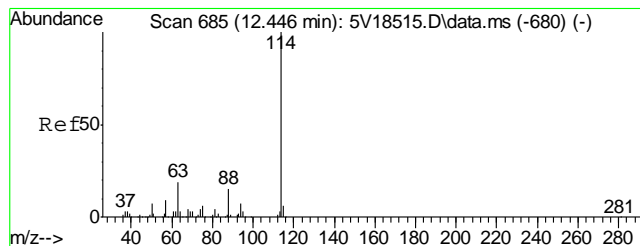
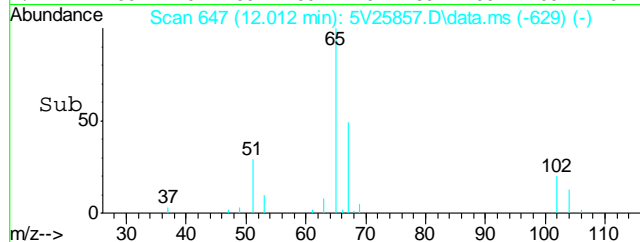
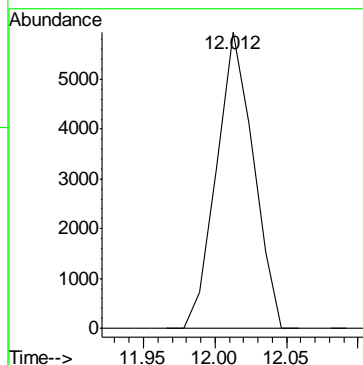
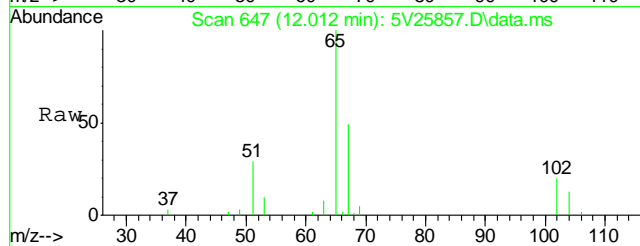
Tgt Ion:168 Resp: 129251
Ion Ratio Lower Upper
168 100
99 44.7 37.4 56.2





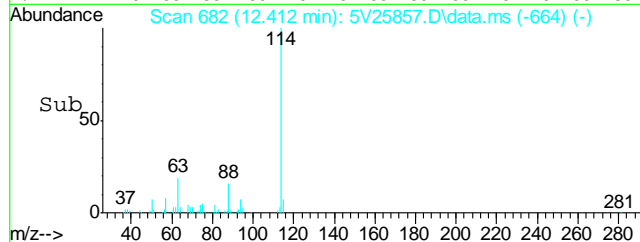
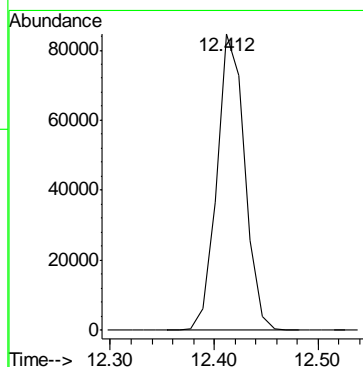
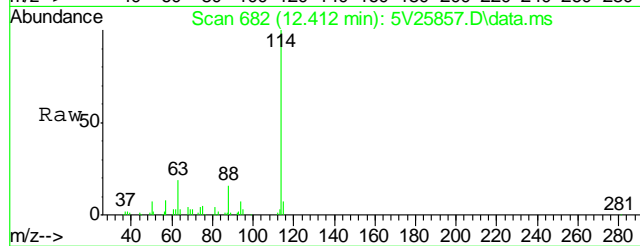
#33
1,2-Dichloroethane-d4
Concen: 40.04 ug/l
RT: 12.012 min Scan# 647
Delta R.T. 0.000 min
Lab File: 5V25857.D
Acq: 1 Mar 2013 11:13 pm

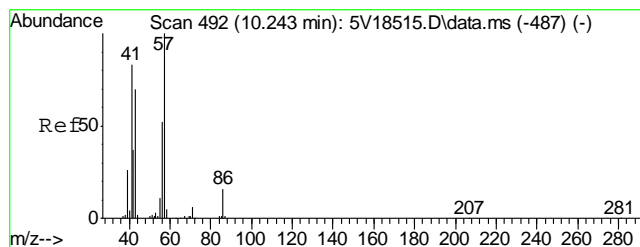
Tgt Ion:102 Resp: 10613



#35
1,4-Difluorobenzene
Concen: 50.00 ug/l
RT: 12.412 min Scan# 682
Delta R.T. 0.000 min
Lab File: 5V25857.D
Acq: 1 Mar 2013 11:13 pm

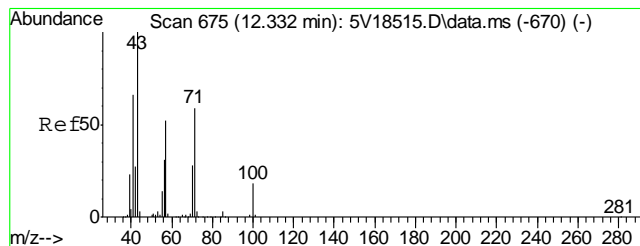
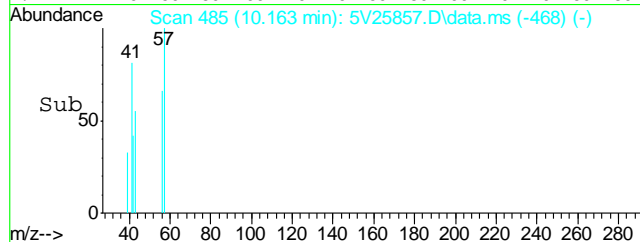
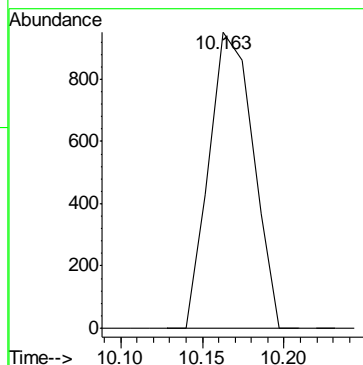
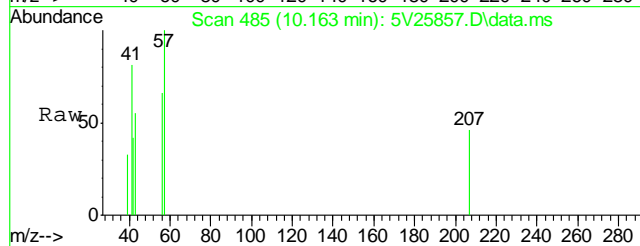
Tgt Ion:114 Resp: 158098





#41
Hexane
Concen: 1.97 ug/l
RT: 10.163 min Scan# 485
Delta R.T. -0.011 min
Lab File: 5V25857.D
Acq: 1 Mar 2013 11:13 pm

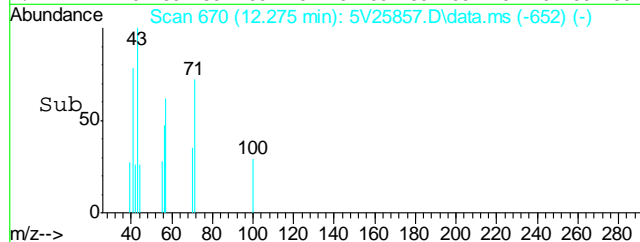
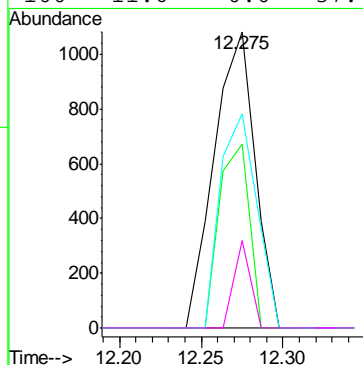
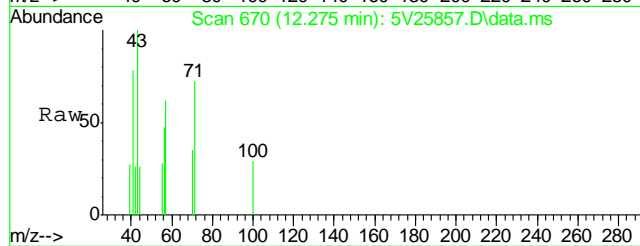
Tgt Ion: 57 Resp: 1784

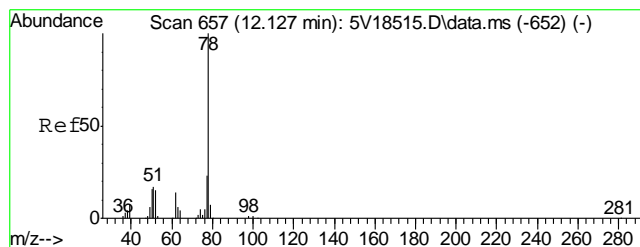


#43
Heptane
Concen: 1.82 ug/l
RT: 12.275 min Scan# 670
Delta R.T. 0.001 min
Lab File: 5V25857.D
Acq: 1 Mar 2013 11:13 pm

Tgt Ion: 43 Resp: 1873

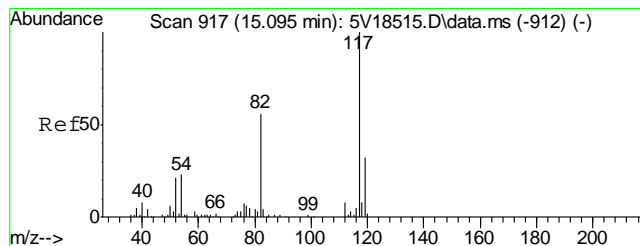
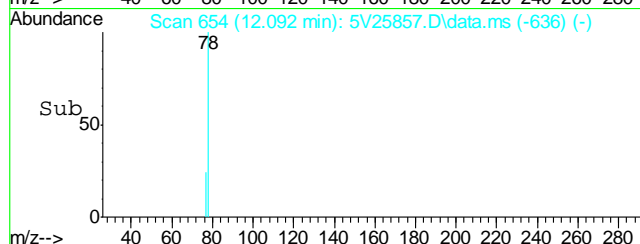
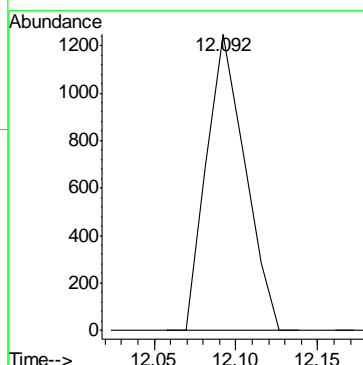
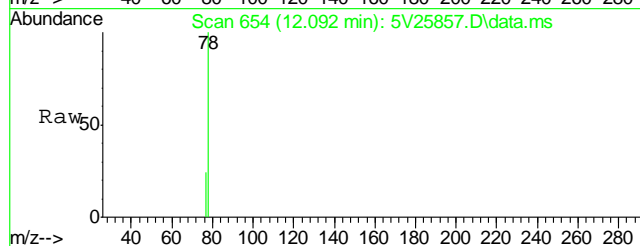
Ion	Ratio	Lower	Upper
43	100		
57	45.6	30.6	70.6
71	64.7	38.9	78.9
100	11.6	0.0	37.4





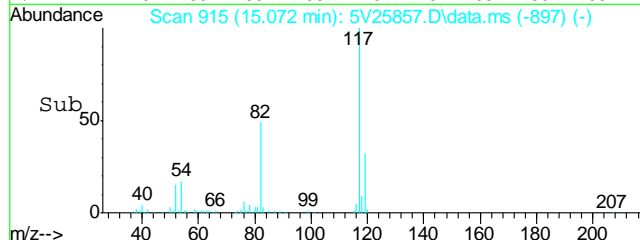
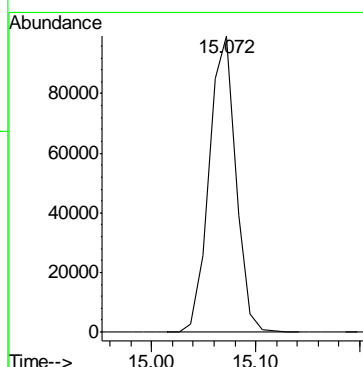
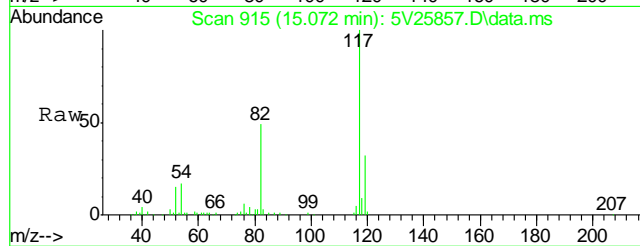
#50
Benzene
Concen: 0.51 ug/l
RT: 12.092 min Scan# 654
Delta R.T. -0.000 min
Lab File: 5V25857.D
Acq: 1 Mar 2013 11:13 pm

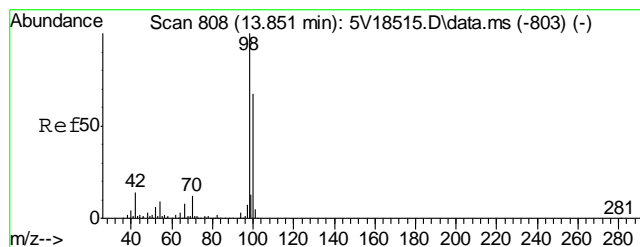
Tgt Ion: 78 Resp: 2054



#53
Chlorobenzene-d5
Concen: 50.00 ug/l
RT: 15.072 min Scan# 915
Delta R.T. 0.000 min
Lab File: 5V25857.D
Acq: 1 Mar 2013 11:13 pm

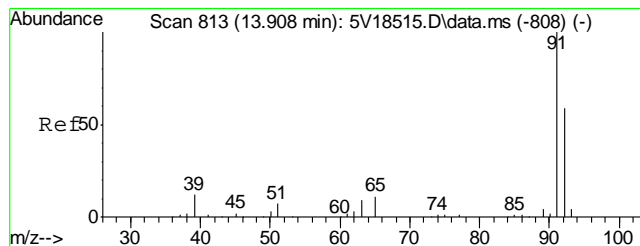
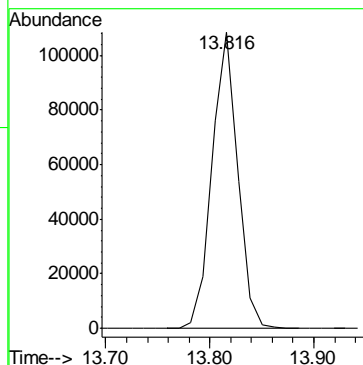
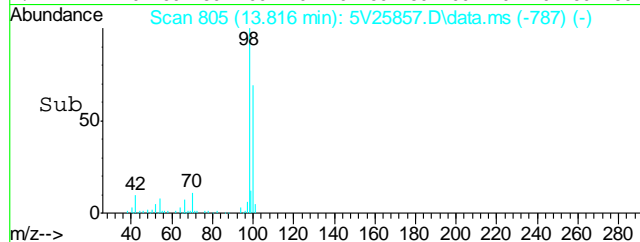
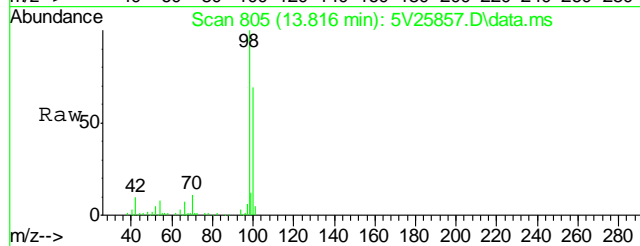
Tgt Ion: 117 Resp: 177699





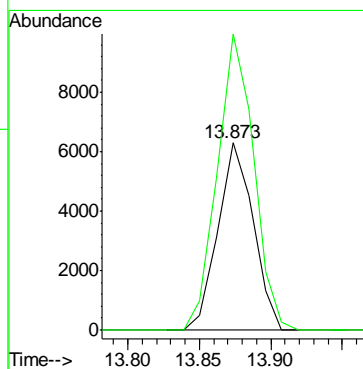
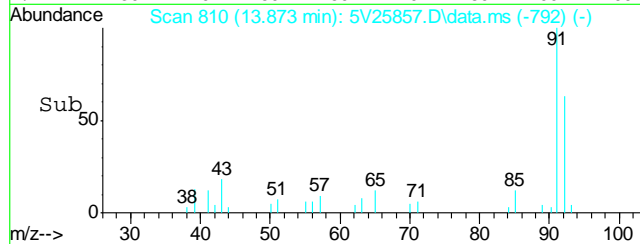
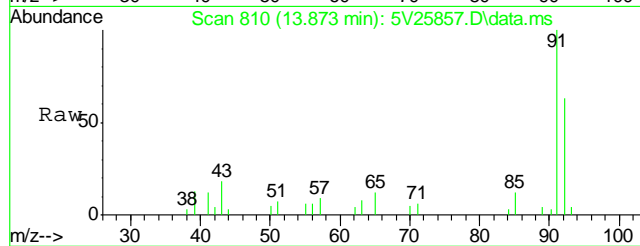
#61
Toluene-d8
Concen: 42.76 ug/l
RT: 13.816 min Scan# 805
Delta R.T. -0.000 min
Lab File: 5V25857.D
Acq: 1 Mar 2013 11:13 pm

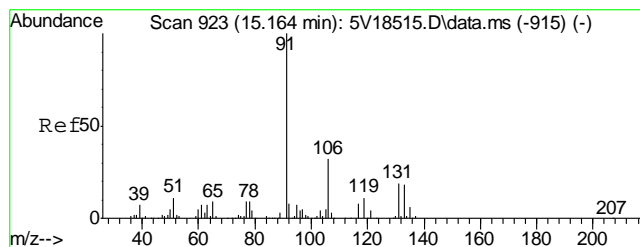
Tgt Ion: 98 Resp: 186192



#62
Toluene
Concen: 3.43 ug/l
RT: 13.873 min Scan# 810
Delta R.T. -0.000 min
Lab File: 5V25857.D
Acq: 1 Mar 2013 11:13 pm

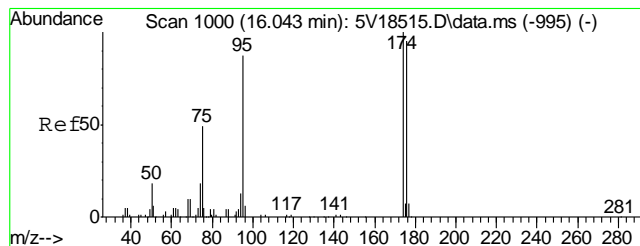
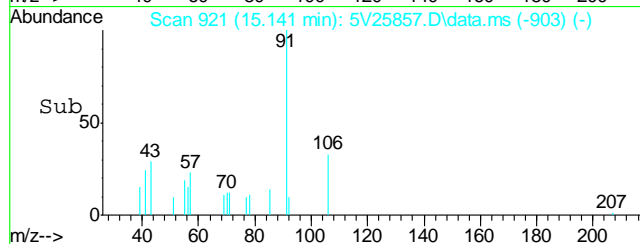
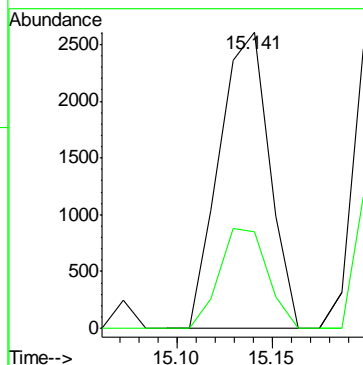
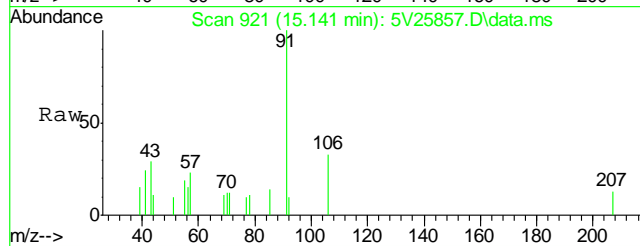
Tgt Ion: 92 Resp: 10787
Ion Ratio Lower Upper
92 100
91 163.3 149.8 189.8





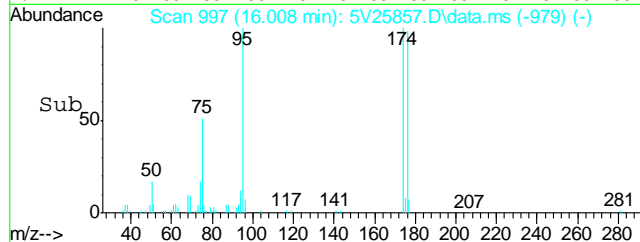
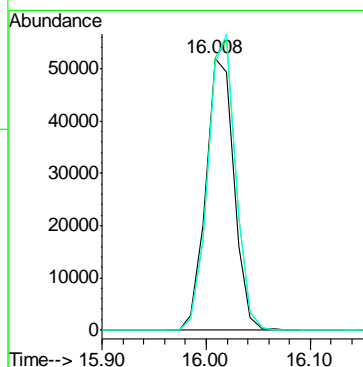
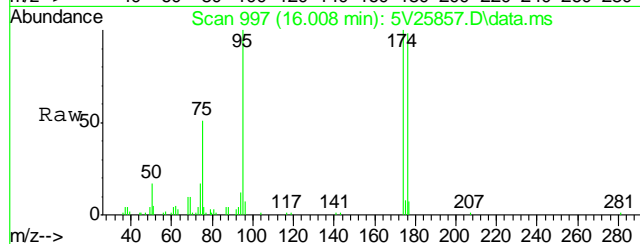
#66
Ethylbenzene
Concen: 1.15 ug/l
RT: 15.141 min Scan# 921
Delta R.T. 0.001 min
Lab File: 5V25857.D
Acq: 1 Mar 2013 11:13 pm

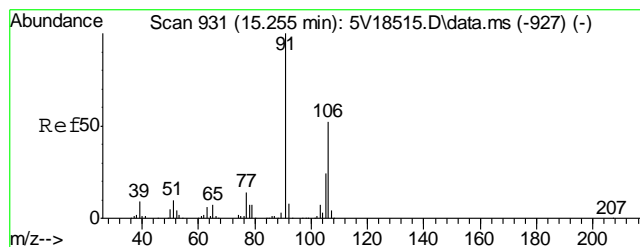
Tgt Ion: 91 Resp: 4791
Ion Ratio Lower Upper
91 100
106 32.5 11.7 51.7



#69
4-Bromofluorobenzene
Concen: 58.21 ug/l
RT: 16.008 min Scan# 997
Delta R.T. -0.000 min
Lab File: 5V25857.D
Acq: 1 Mar 2013 11:13 pm

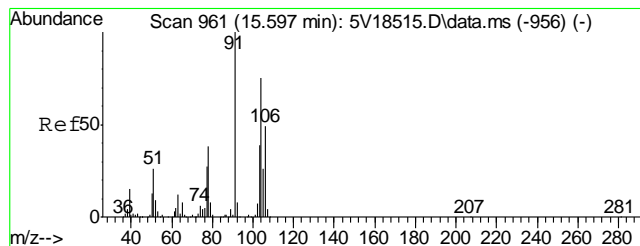
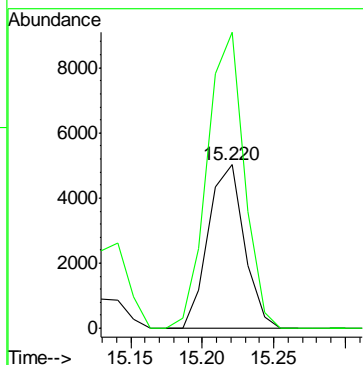
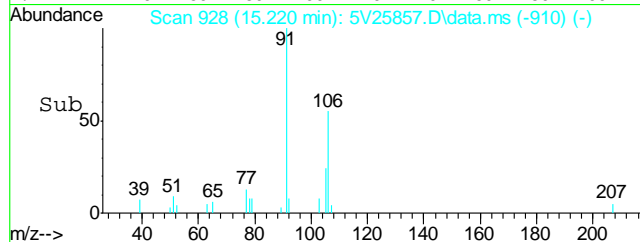
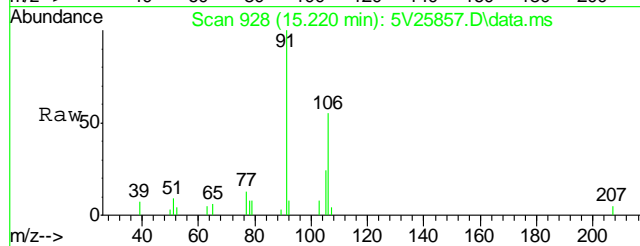
Tgt Ion: 95 Resp: 98075
Ion Ratio Lower Upper
95 100
174 106.3 77.1 117.1
176 106.8 73.4 113.4





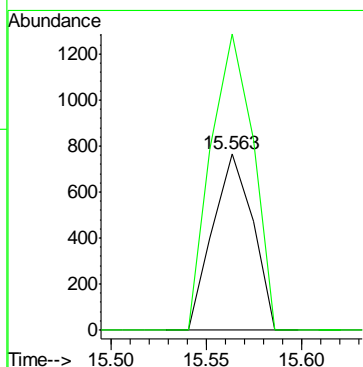
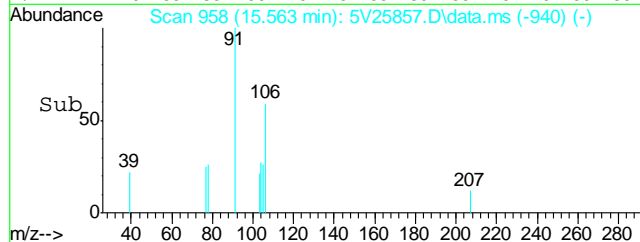
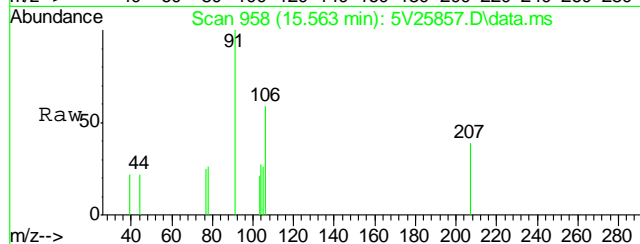
#72
m,p-xylene
Concen: 0.36 ug/l
RT: 15.220 min Scan# 928
Delta R.T. 0.000 min
Lab File: 5V25857.D
Acq: 1 Mar 2013 11:13 pm

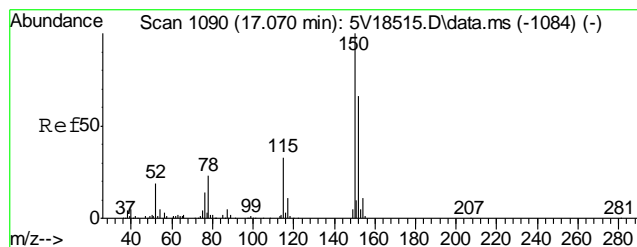
Tgt Ion:106 Resp: 8767
Ion Ratio Lower Upper
106 100
91 185.7 177.1 217.1



#73
o-xylene
Concen: 1.00 ug/l
RT: 15.563 min Scan# 958
Delta R.T. 0.000 min
Lab File: 5V25857.D
Acq: 1 Mar 2013 11:13 pm

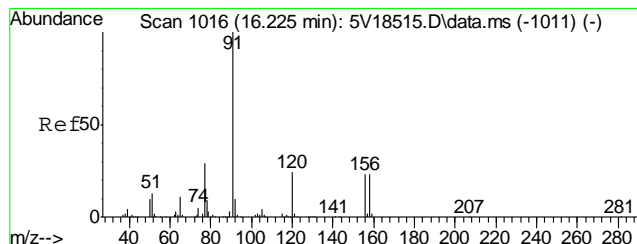
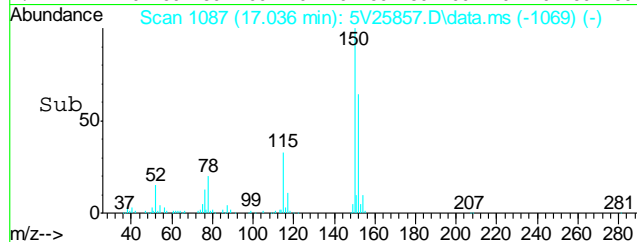
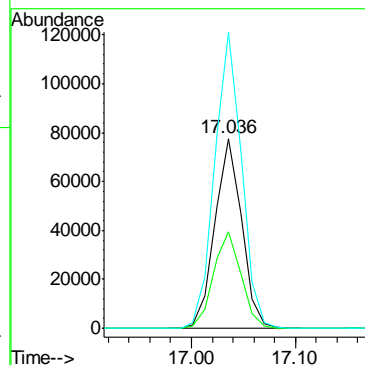
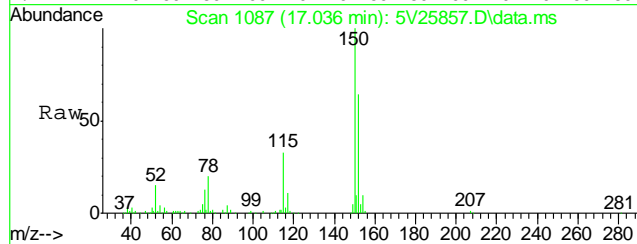
Tgt Ion:106 Resp: 1121
Ion Ratio Lower Upper
106 100
91 177.2 188.2 228.2#





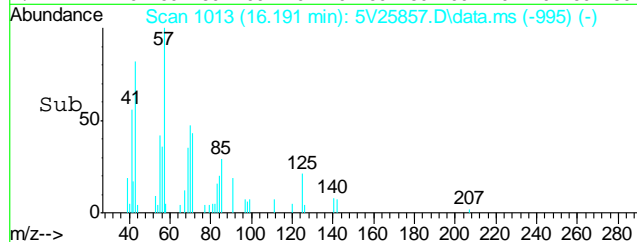
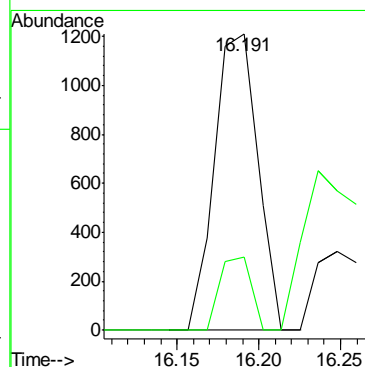
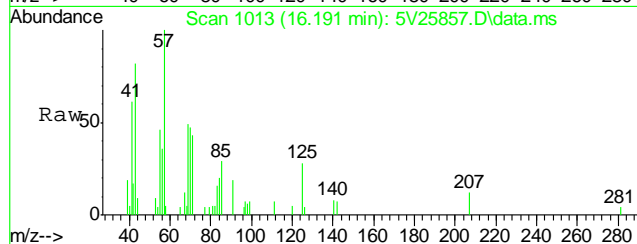
#74
1,4-Dichlorobenzene-d4
Concen: 50.00 ug/l
RT: 17.036 min Scan# 1087
Delta R.T. 0.000 min
Lab File: 5V25857.D
Acq: 1 Mar 2013 11:13 pm

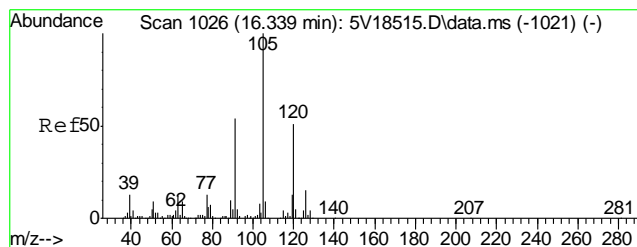
Tgt Ion	Ratio	Lower	Upper
152	100		
115	52.1	41.4	62.0
150	156.4	153.9	230.9



#77
n-Propylbenzene
Concen: 0.54 ug/l
RT: 16.191 min Scan# 1013
Delta R.T. 0.001 min
Lab File: 5V25857.D
Acq: 1 Mar 2013 11:13 pm

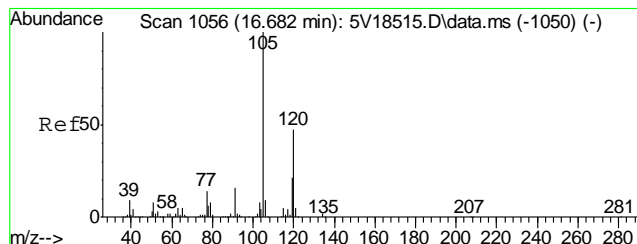
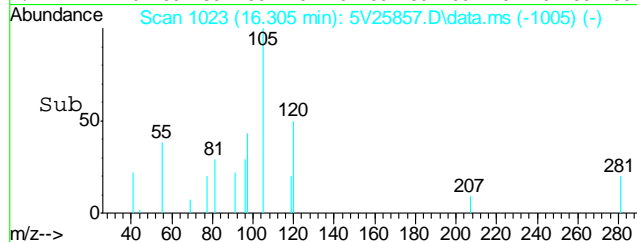
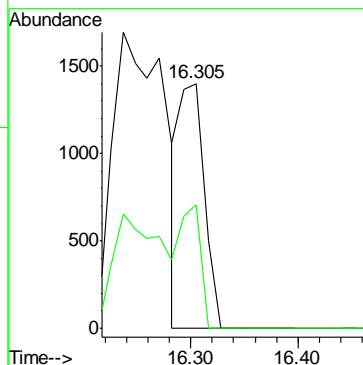
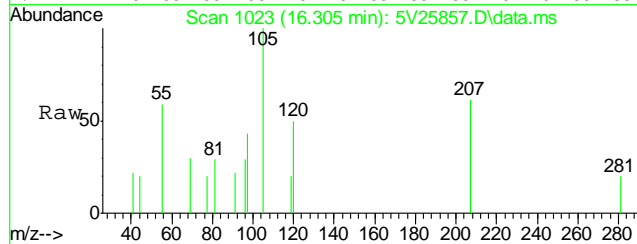
Tgt Ion	Ratio	Lower	Upper
91	100		
120	17.7	3.2	43.2





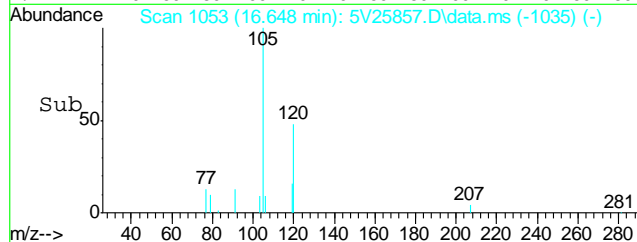
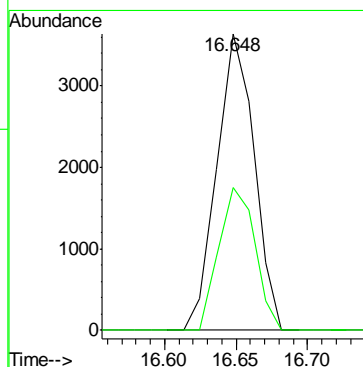
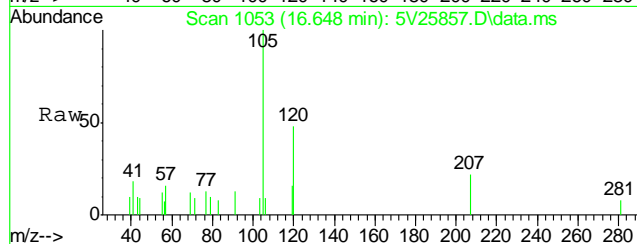
#80
1,3,5-Trimethylbenzene
Concen: 0.93 ug/l m
RT: 16.305 min Scan# 1023
Delta R.T. 0.000 min
Lab File: 5V25857.D
Acq: 1 Mar 2013 11:13 pm

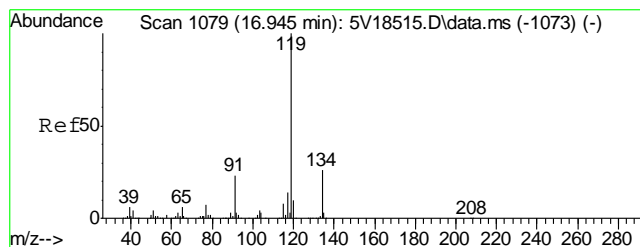
Tgt Ion:105 Resp: 2240
Ion Ratio Lower Upper
105 100
120 17.6 30.1 70.1#



#82
1,2,4-Trimethylbenzene
Concen: 1.57 ug/l
RT: 16.648 min Scan# 1053
Delta R.T. 0.001 min
Lab File: 5V25857.D
Acq: 1 Mar 2013 11:13 pm

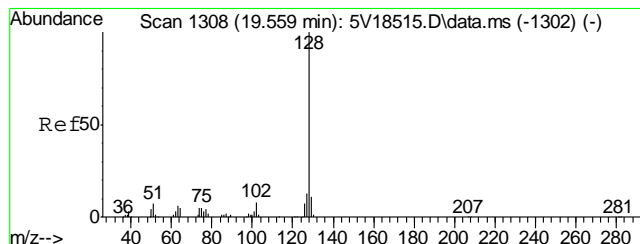
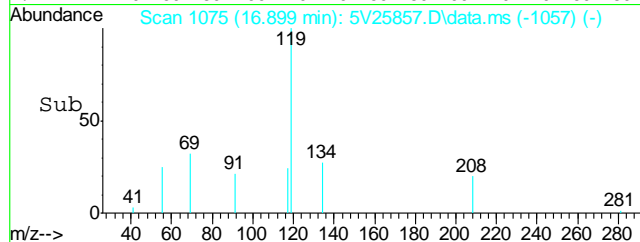
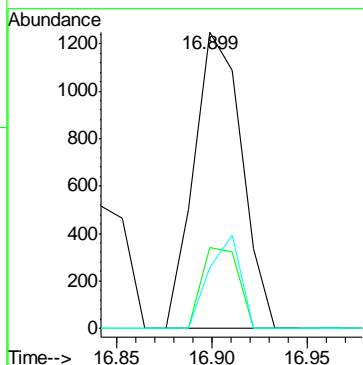
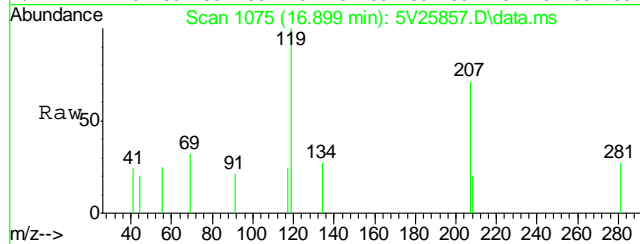
Tgt Ion:105 Resp: 6601
Ion Ratio Lower Upper
105 100
120 46.4 34.8 74.8





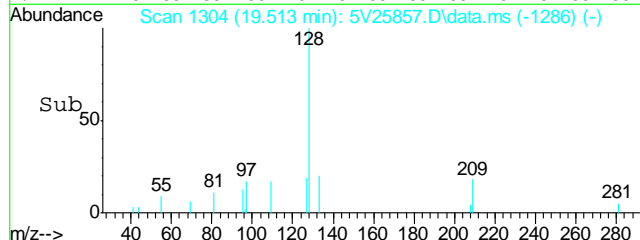
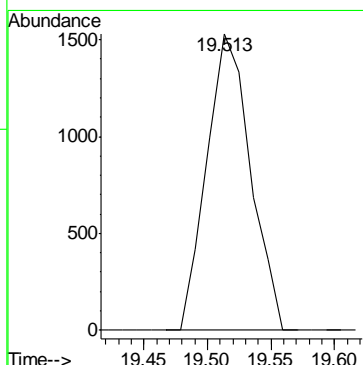
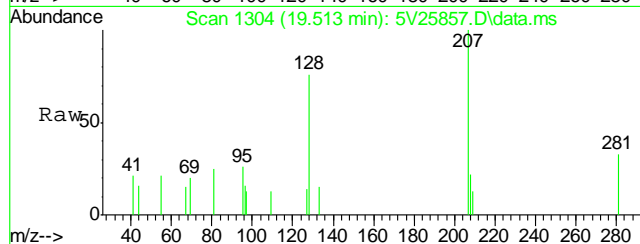
#86
p-Isopropyltoluene
Concen: 1.01 ug/l
RT: 16.899 min Scan# 1075
Delta R.T. 0.001 min
Lab File: 5V25857.D
Acq: 1 Mar 2013 11:13 pm

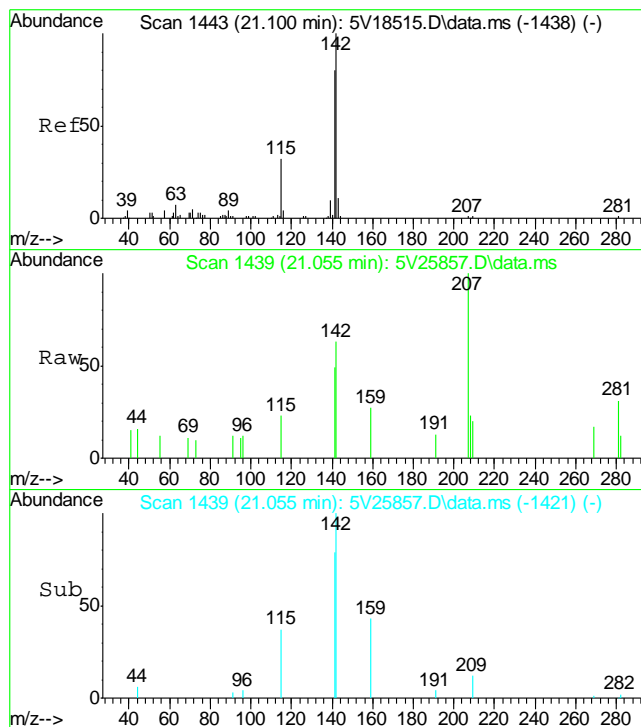
Tgt Ion	Ratio	Lower	Upper
119	100		
134	20.9	6.6	46.6
91	20.4	3.8	43.8



#91
Naphthalene
Concen: 1.44 ug/l
RT: 19.513 min Scan# 1304
Delta R.T. 0.000 min
Lab File: 5V25857.D
Acq: 1 Mar 2013 11:13 pm

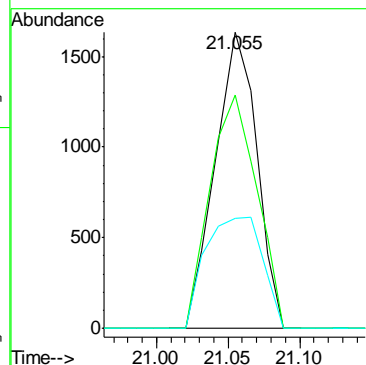
Tgt Ion:128 Resp: 3648





#94
 2-Methylnaphthalene
 Concen: 3.51 ug/l
 RT: 21.055 min Scan# 1439
 Delta R.T. 0.001 min
 Lab File: 5V25857.D
 Acq: 1 Mar 2013 11:13 pm

Tgt Ion:	142	Resp:	3300
Ion Ratio	Lower	Upper	
142	100		
141	88.5	62.8	102.8
115	51.5	12.4	52.4



Quantitation Report (QT Reviewed)

Data Path : C:\msdchem\1\DATA\V5030113.S\
Data File : 5V25841.D
Acq On : 1 Mar 2013 2:32 pm
Operator : BRETD
Sample : MB
Misc : MS5420,V5V1572,5.00,,100,5,1
ALS Vial : 4 Sample Multiplier: 1

Quant Time: Mar 04 09:38:09 2013
Quant Method : C:\msdchem\1\METHODS\V5AP1565TVH1565.M
Quant Title : 8260
QLast Update : Fri Feb 22 10:33:44 2013
Response via : Initial Calibration

Internal Standards	R.T.	QIon	Response	Conc	Units	Dev(Min)
2) Pentafluorobenzene	11.613	168	165798	50.00	ug/l	0.00
35) 1,4-Difluorobenzene	12.412	114	204943	50.00	ug/l	0.00
53) Chlorobenzene-d5	15.061	117	222578	50.00	ug/l	-0.01
74) 1,4-Dichlorobenzene-d4	17.036	152	173238	50.00	ug/l	0.00

System Monitoring Compounds

33) 1,2-Dichloroethane-d4	12.012	102	14321	42.12	ug/l	0.00
Spiked Amount	50.000	Range	70 - 130	Recovery	=	84.24%
61) Toluene-d8	13.816	98	240510	44.09	ug/l	0.00
Spiked Amount	50.000	Range	70 - 130	Recovery	=	88.18%
69) 4-Bromofluorobenzene	16.008	95	121460	57.56	ug/l	0.00
Spiked Amount	50.000	Range	70 - 130	Recovery	=	115.12%

Target Compounds

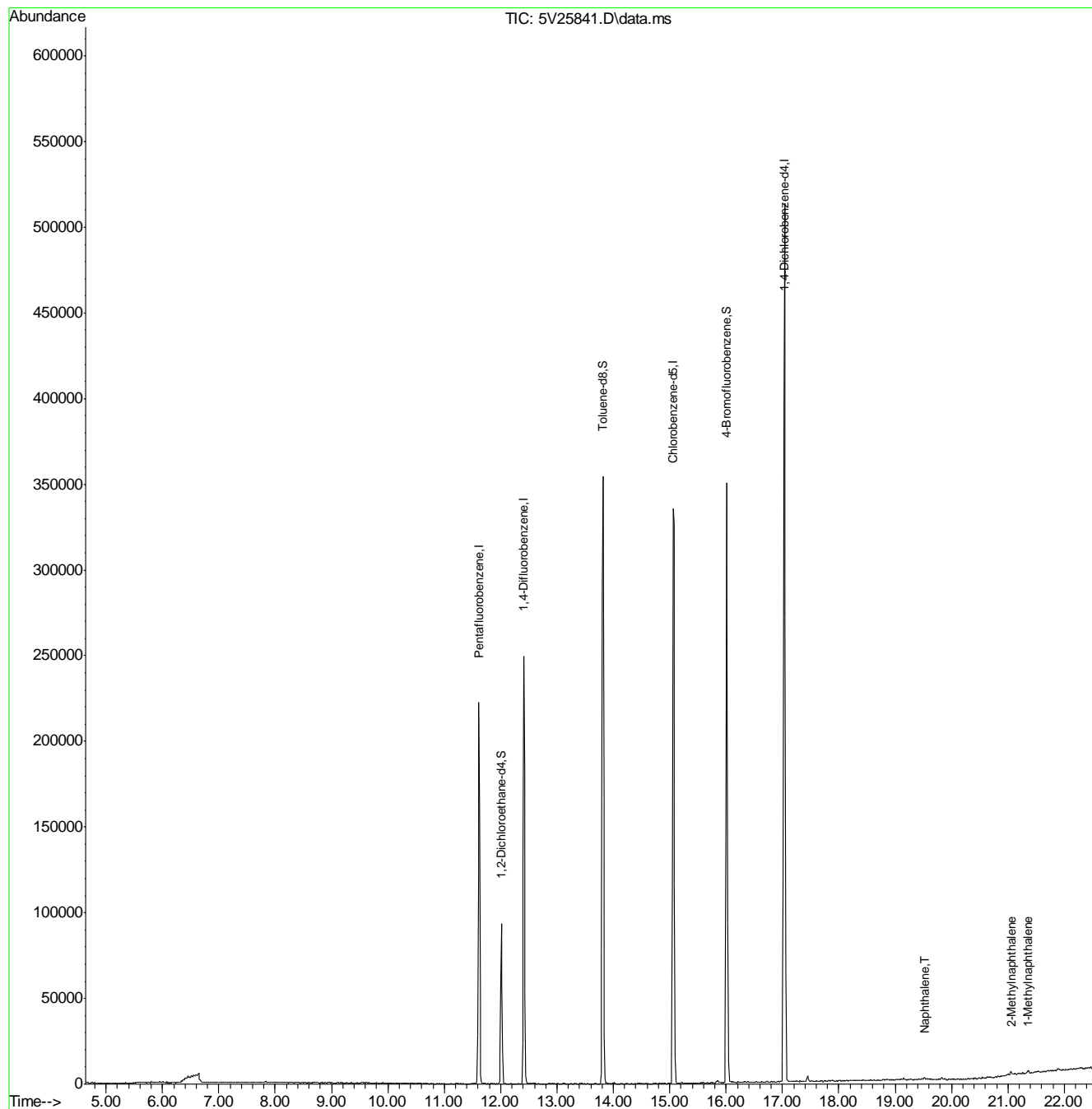
					Qvalue
1) TVH-Gasoline	13.220	TIC	-11636m	33.26	ug/l
91) Naphthalene	19.525	128	2196	1.18	ug/l
94) 2-Methylnaphthalene	21.055	142	1585	2.82	ug/l
95) 1-Methylnaphthalene	21.352	142	957	2.35	ug/l

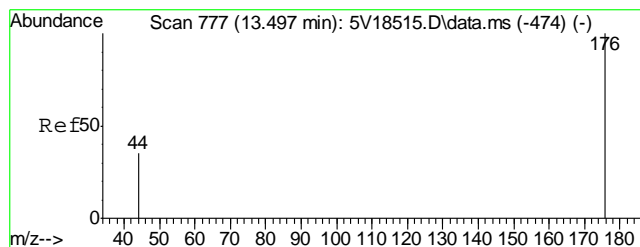
(#) = qualifier out of range (m) = manual integration (+) = signals summed

Quantitation Report (QT Reviewed)

Data Path : C:\msdchem\1\DATA\V5030113.S\
Data File : 5V25841.D
Acq On : 1 Mar 2013 2:32 pm
Operator : BRETD
Sample : MB
Misc : MS5420,V5V1572,5.00,,100,5,1
ALS Vial : 4 Sample Multiplier: 1

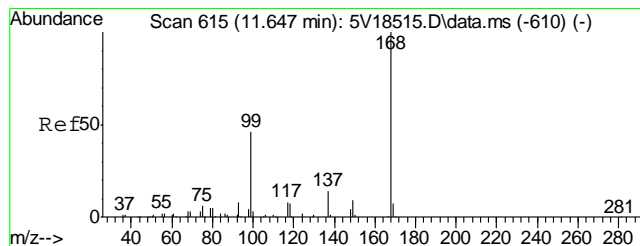
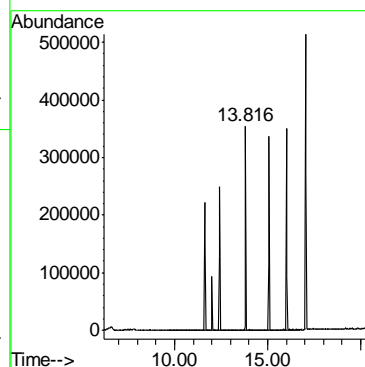
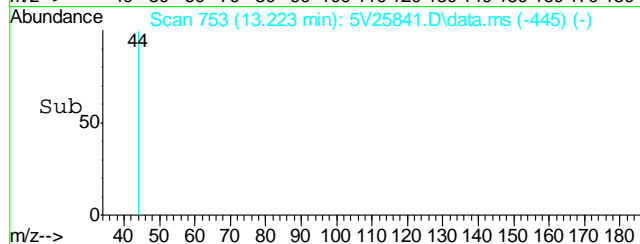
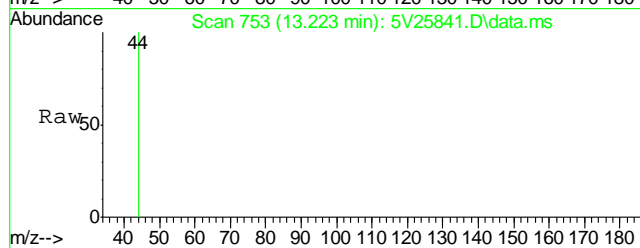
Quant Time: Mar 04 09:38:09 2013
Quant Method : C:\msdchem\1\METHODS\V5AP1565TVH1565.M
Quant Title : 8260
QLast Update : Fri Feb 22 10:33:44 2013
Response via : Initial Calibration





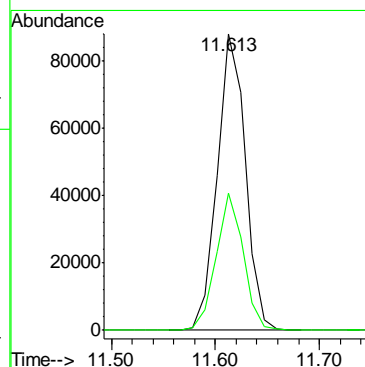
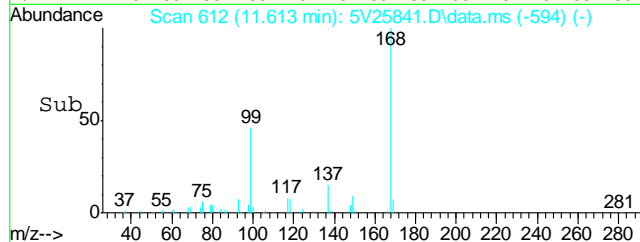
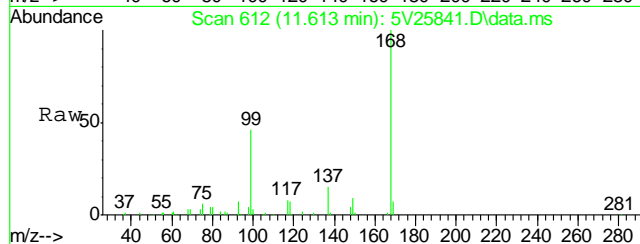
#1
TVH-Gasoline
Concen: 33.26 ug/l m
RT: 13.220 min Scan# 753
Delta R.T. 0.000 min
Lab File: 5V25841.D
Acq: 1 Mar 2013 2:32 pm

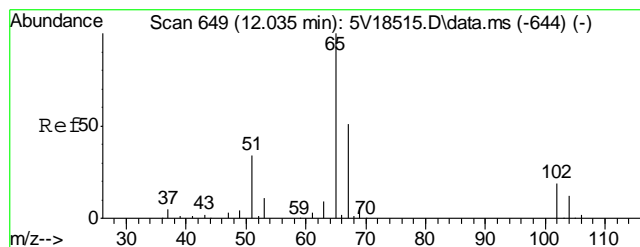
Tgt Ion:TIC Resp: -11636



#2
Pentafluorobenzene
Concen: 50.00 ug/l
RT: 11.613 min Scan# 612
Delta R.T. 0.000 min
Lab File: 5V25841.D
Acq: 1 Mar 2013 2:32 pm

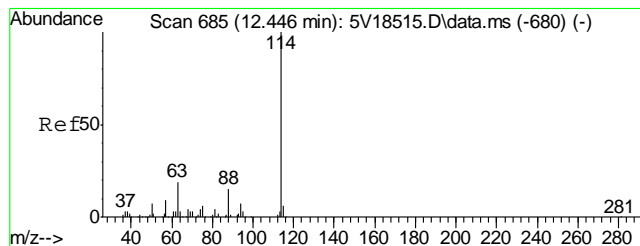
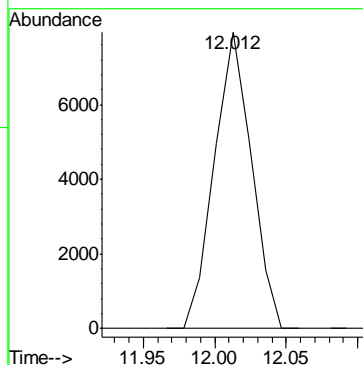
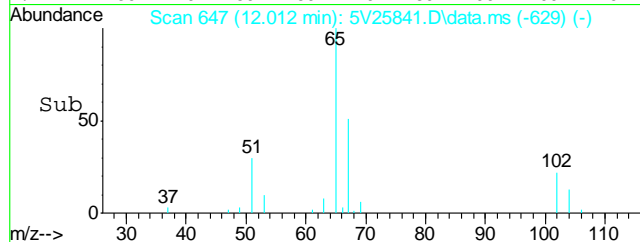
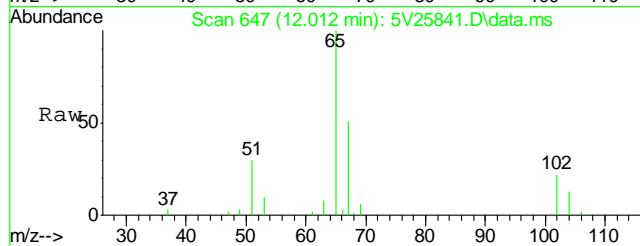
Tgt Ion:168 Resp: 165798
Ion Ratio Lower Upper
168 100
99 44.6 37.4 56.2





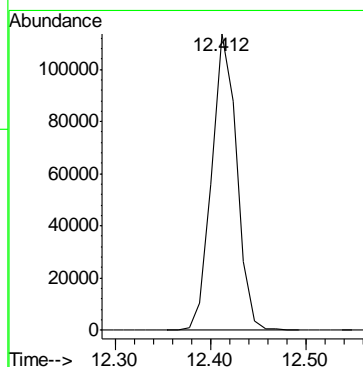
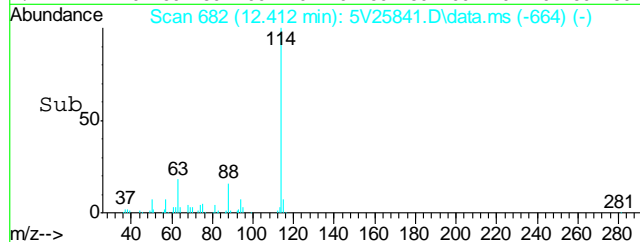
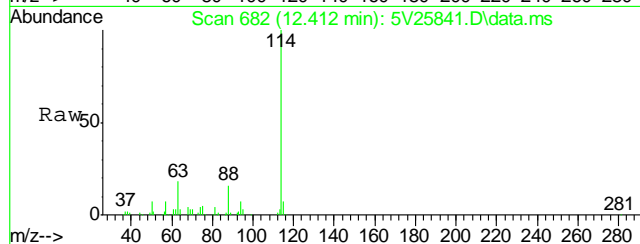
#33
1,2-Dichloroethane-d4
Concen: 42.12 ug/l
RT: 12.012 min Scan# 647
Delta R.T. 0.000 min
Lab File: 5V25841.D
Acq: 1 Mar 2013 2:32 pm

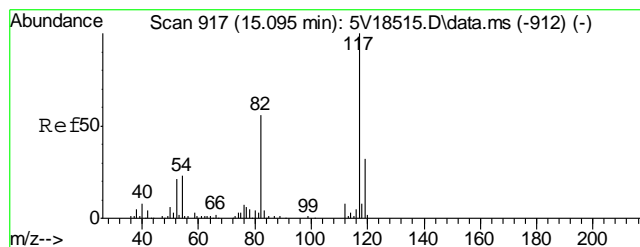
Tgt Ion:102 Resp: 14321



#35
1,4-Difluorobenzene
Concen: 50.00 ug/l
RT: 12.412 min Scan# 682
Delta R.T. 0.000 min
Lab File: 5V25841.D
Acq: 1 Mar 2013 2:32 pm

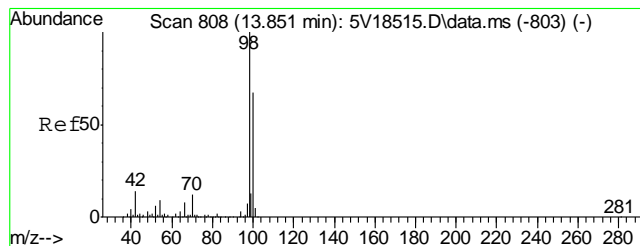
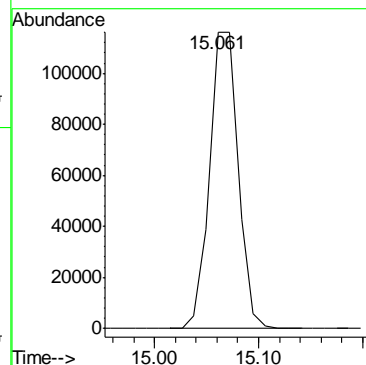
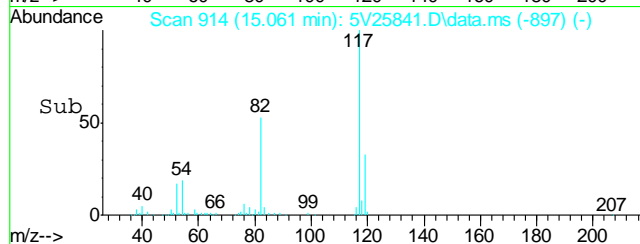
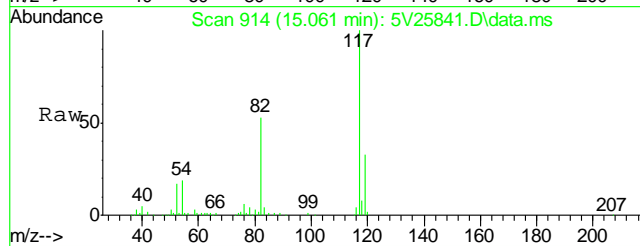
Tgt Ion:114 Resp: 204943





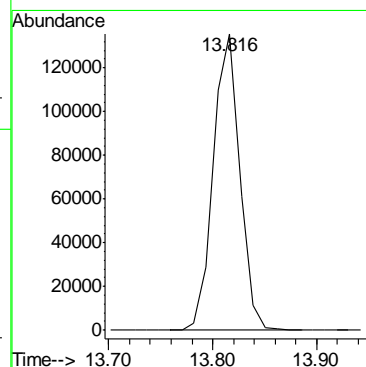
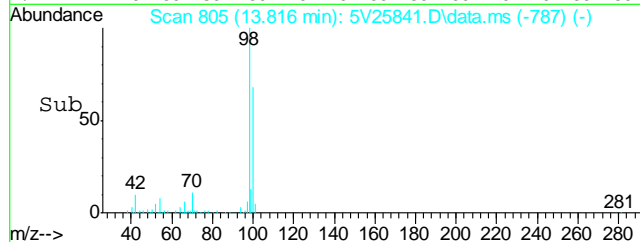
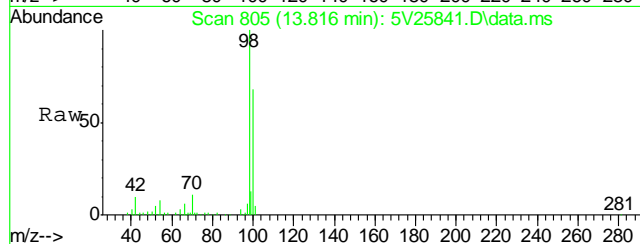
#53
Chlorobenzene-d5
Concen: 50.00 ug/l
RT: 15.061 min Scan# 914
Delta R.T. -0.011 min
Lab File: 5V25841.D
Acq: 1 Mar 2013 2:32 pm

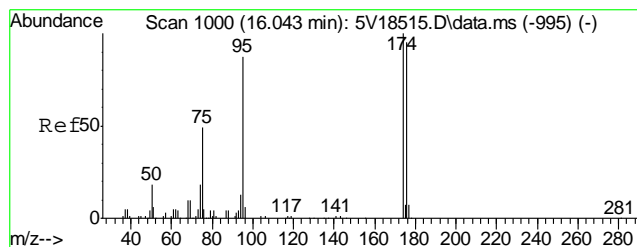
Tgt Ion: 117 Resp: 222578



#61
Toluene-d8
Concen: 44.09 ug/l
RT: 13.816 min Scan# 805
Delta R.T. 0.000 min
Lab File: 5V25841.D
Acq: 1 Mar 2013 2:32 pm

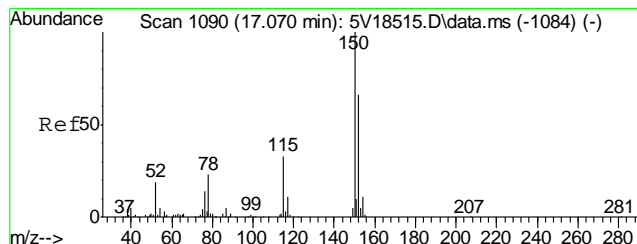
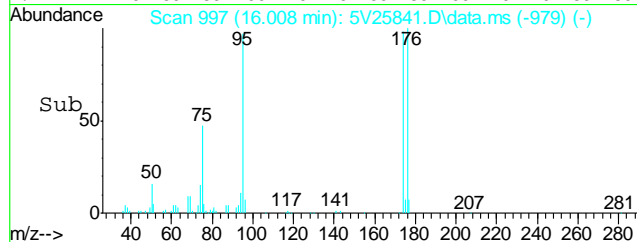
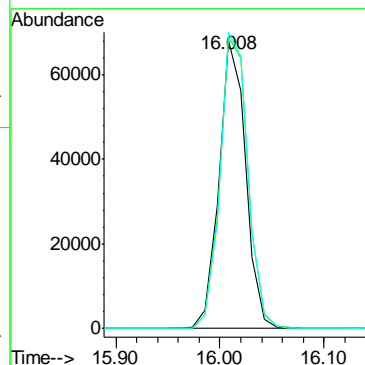
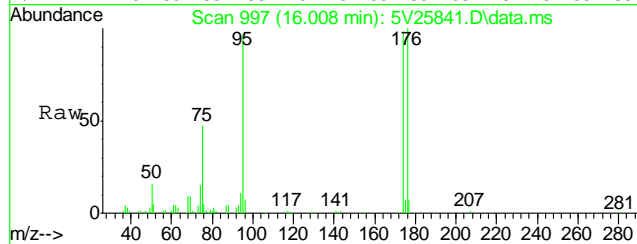
Tgt Ion: 98 Resp: 240510





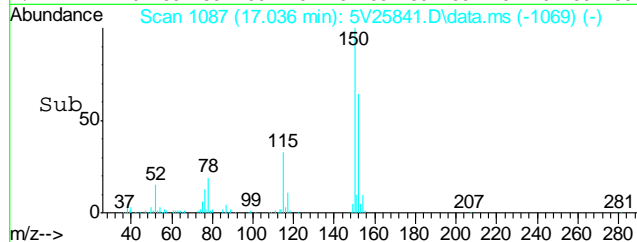
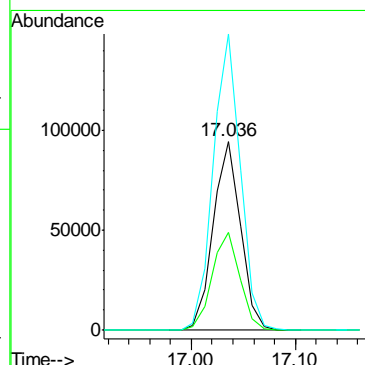
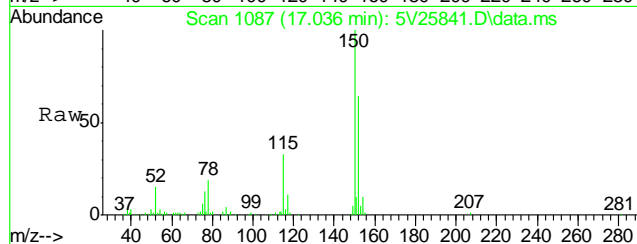
#69
4-Bromofluorobenzene
Concen: 57.56 ug/l
RT: 16.008 min Scan# 997
Delta R.T. 0.000 min
Lab File: 5V25841.D
Acq: 1 Mar 2013 2:32 pm

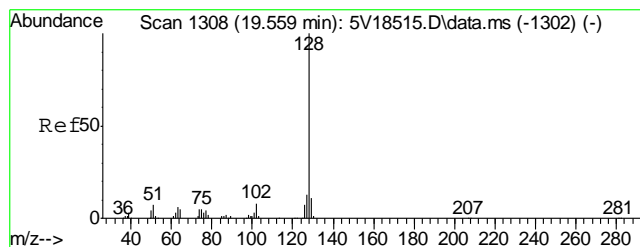
Tgt Ion	Ratio	Lower	Upper
95	100		
174	106.3	77.1	117.1
176	106.6	73.4	113.4



#74
1,4-Dichlorobenzene-d4
Concen: 50.00 ug/l
RT: 17.036 min Scan# 1087
Delta R.T. 0.000 min
Lab File: 5V25841.D
Acq: 1 Mar 2013 2:32 pm

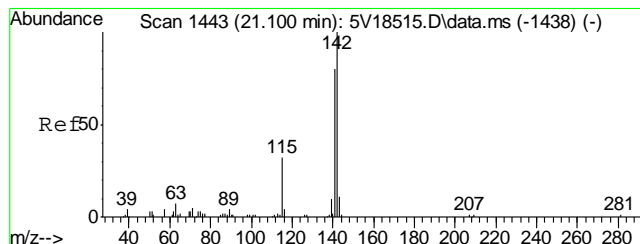
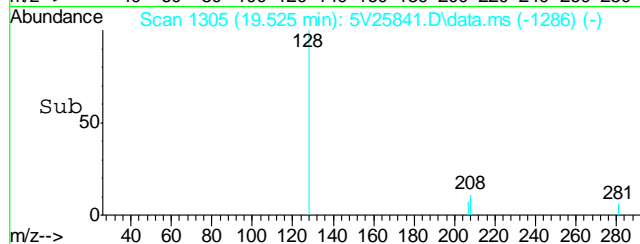
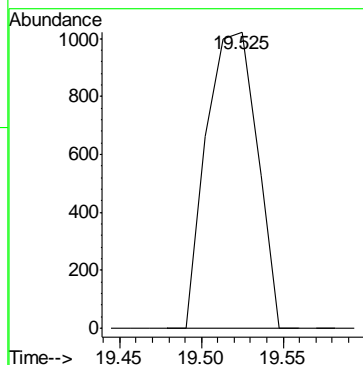
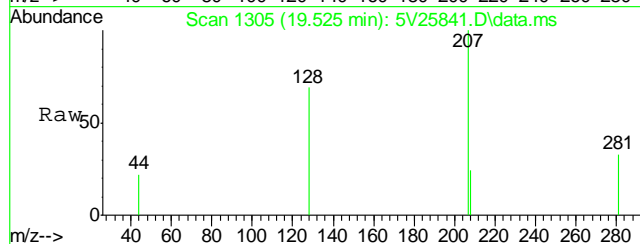
Tgt Ion	Ratio	Lower	Upper
152	100		
115	52.4	41.4	62.0
150	156.0	153.9	230.9





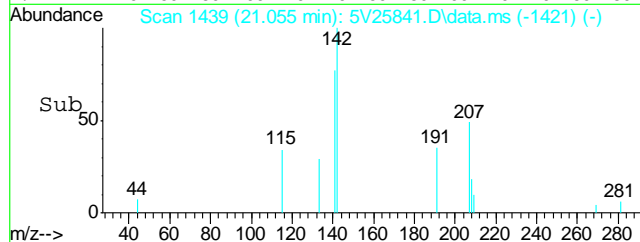
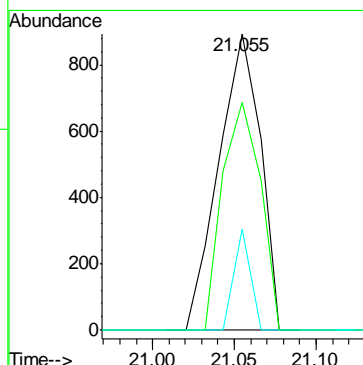
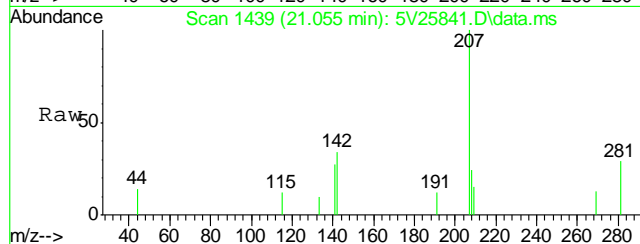
#91
Naphthalene
Concen: 1.18 ug/l
RT: 19.525 min Scan# 1305
Delta R.T. 0.012 min
Lab File: 5V25841.D
Acq: 1 Mar 2013 2:32 pm

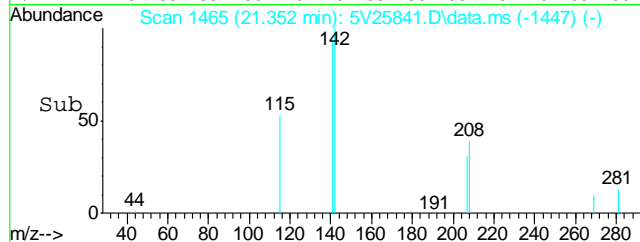
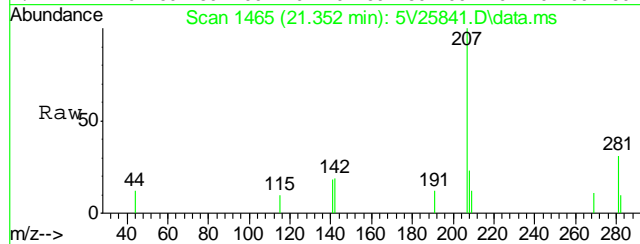
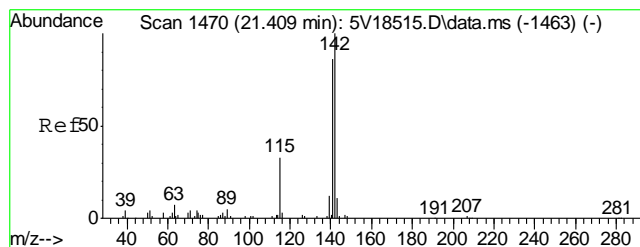
Tgt Ion:128 Resp: 2196



#94
2-Methylnaphthalene
Concen: 2.82 ug/l
RT: 21.055 min Scan# 1439
Delta R.T. 0.001 min
Lab File: 5V25841.D
Acq: 1 Mar 2013 2:32 pm

Tgt Ion:142 Resp: 1585
Ion Ratio Lower Upper
142 100
141 69.9 62.8 102.8
115 13.2 12.4 52.4





#95
1-Methylnaphthalene
Concen: 2.35 ug/l
RT: 21.352 min Scan# 1465
Delta R.T. 0.001 min
Lab File: 5V25841.D
Acq: 1 Mar 2013 2:32 pm

Tgt Ion	Ratio	Lower	Upper
142	100		
141	86.9	66.1	106.1
115	20.2	14.1	54.1

