

Metals

Case Narrative

Colorado Oil & Gas Conservation Commission TBAL

Work Order Number: 1308545

1. This report consists of 2 water samples.
2. The samples were received cool and intact by ALS on 08/30/13.
3. The samples were to be analyzed for dissolved metals. The samples were filtered through a 0.45 micron filter and preserved with nitric acid to a pH less than 2 prior to analysis.
4. The samples were prepared and analyzed based on Methods for the Determination of Metals in Environmental Samples – Supplement 1 procedures.

Prior to analysis by Trace ICP, an ionization buffer was added to the samples to improve the sodium and potassium quantitation.

For analysis by Trace ICP and ICP-MS, the sample was digested following method 200.2 and the current revision of SOP 806.

5. Analysis by Trace ICP followed method 200.7 and the current revision of SOP 807.

Analysis by ICP-MS followed method 200.8 and the current revision of SOP 827.

6. All standards and solutions are NIST traceable and were used within their recommended shelf life.
7. The sample was prepared and analyzed within the established hold times.

All in house quality control procedures were followed, as described below.

8. General quality control procedures.



- A filter (method) blank and laboratory control sample were filtered, preserved, and digested at the same time as the samples.
- The preparation (method) blank associated with this digestion batch was below the reporting limit for the requested analytes with the exception of strontium. The associated samples contained more than ten times the concentration of strontium detected in the method blank, so no further action was taken.
- All laboratory control sample criteria were met.
- All initial and continuing calibration blanks were below the reporting limit for the requested analytes with the exception of CCB1 for strontium. The samples bracketed by this CCB contained more than ten times the concentration of strontium that was detected in the CCB.
- All initial and continuing calibration verifications were within the acceptance criteria for the requested analytes.
- The interference check samples associated with Method 200.7 were within acceptance criteria.
- The interference check samples associated with Method 200.8 were analyzed.

9. Matrix specific quality control procedures.

Per method requirements, matrix QC was performed for each analysis. Since a sample from this order number was not the selected quality control (QC) sample, matrix specific QC results are not included in this report.

10. It is a standard practice that samples for ICP-MS are analyzed at a dilution.

11. Sodium Adsorption Ration (SAR) was determined by calculation based on a reference from the client. Calcium, magnesium, and sodium concentrations were determined by ICP, Method 200.7.

$$SAR = Na / (((Ca + Mg) / 2)^{1/2})$$

The analyte results are the me/L concentrations based on conversions from their mg/L concentrations. Please note that the SAR value is unitless.



The data contained in the following report have been reviewed and approved by the personnel listed below. In addition, ALS certifies that the analyses reported herein are true, complete and correct within the limits of the methods employed.

A handwritten signature in cursive script, appearing to read "Jill Latella".

Jill Latella
Inorganics Primary Data Reviewer

9/9/13

Date

A handwritten signature in cursive script, appearing to be a stylized "S" followed by "H".

Inorganics Final Data Reviewer

9/9/13

Date



Inorganic Data Reporting Qualifiers

The following qualifiers are used by the laboratory when reporting results of inorganic analyses.

- Result qualifier -- A "B" is entered if the reported value was obtained from a reading that was less than the Reporting Limit but greater than or equal to the Method Detection Limit (MDL). If the analyte was analyzed for but not detected a "U" is entered. For samples, negative values are reported as non-detects ("U" flagged). For blanks, if the absolute value of the negative value is above the MDL and below the reporting limit, then the result is "B" flagged.
- QC qualifier -- Specified entries and their meanings are as follows:
 - E - The reported value is estimated because of the presence of interference. An explanatory note may be included in the narrative.
 - M - Duplicate injection precision was not met.
 - N - Spiked sample recovery not within control limits. A post spike is analyzed for all ICP analyses when the matrix spike and or spike duplicate fail and the native sample concentration is less than four times the spike added concentration.
 - Z - Spiked recovery not within control limits. An explanatory note may be included in the narrative.
 - * - Duplicate analysis (relative percent difference) not within control limits.
 - S - SAR value is estimated as one or more analytes used in the calculation were not detected above the detection limit.



Chain of Custody

ALS Environmental -- FC

Sample Number(s) Cross-Reference Table

OrderNum: 1308545


Client Name: Colorado Oil & Gas Conservation Commission

Client Project Name: TBAL

Client Project Number:

Client PO Number: PHA 14-22

Client Sample Number	Lab Sample Number	COC Number	Matrix	Date Collected	Time Collected
704681 Dolores WW	1308545-1		WATER	29-Aug-13	9:01
Trip Blank	1308545-2		WATER	29-Aug-13	6:00
705737 Dolores MW	1308545-3		WATER	29-Aug-13	10:20
704681 Dolores WW 20	1308545-4		WATER	29-Aug-13	8:44
704681 Dolores WW 5	1308545-5		WATER	29-Aug-13	8:26



ALS Laboratory Group

225 Commerce Drive, Fort Collins, Colorado 80524
TF: (800) 443-1511 PH: (970) 490-1511 FX: (970) 490-1522

Chain-of-Custody

WORKORDER # 1308545

Form 202-8

PROJECT NAME	TRAL	SAMPLER	PHE	DATE	7/14/2013	PAGE	1 of 1
PROJECT NO.		SITE ID		TURNAROUND	28 days	DISPOSAL	By Lab or Return to Client
COMPANY NAME	Local Oil & Gas Services	EDD FORMAT					
SEND REPORT TO	Peter G. Gantantus	PURCHASE ORDER					
ADDRESS	PO Box 146	BILL TO COMPANY					
CITY/STATE/ZIP	Trinidad CO 81082	INVOICE ATTN TO					
PHONE	719-846-3091	ADDRESS					
FAX		CITY/STATE/ZIP					
E-MAIL	peter.gantantus@state.co.us	PHONE					
		FAX					

Lab ID	Field ID	Matrix	Sample Date	Sample Time	# Bottles	Pres.	QC
①	704681 Delores NW	W	7/14/13	09:01	6	1	
	"	↓	↓	↓	6	8	
	"	↓	↓	↓	1	3	
②	Trip Blk	W	7/14/13	06:00	2	1	
③	705737 Delores NW	W	7/14/13	10:20	6	1	
	"	↓	↓	↓	3	8	
		↓	↓	↓	6	8	
④	704681 Delores NW	W	7/14/13	08:44	3	1	
⑤	704681 Delores NW	W	7/14/13	08:26	3	1	

*Time Zone (Circle): EST CST MST PST Matrix: O = oil S = soil NS = non-soil solid W = water L = liquid E = extract F = filter

For metals or anions, please detail analytes below.

Comments:	Amcws = Pb, Cu, Fe, Ni, Zn, Hg, Cd, Cr, Mn, and preservative metals on report - drink metals list as in other TBA
QC PACKAGE (check below)	
LEVEL II (Standard QC)	
LEVEL III (Std QC + forms)	
LEVEL IV (Std QC + forms + raw data)	X

Preservative Key: 1-HCl 2-HNO3 3-H2SO4 4-NaOH 5-NaHSO4 7-Other 8-4 degrees C 9-5035

SIGNATURE	PRINTED NAME	DATE	TIME
RE G. Gantantus	Peter Gantantus	7/14/13	16:40
J. G. Gantantus	Jacob Gantantus	8/30/13	09:30



ALS Environmental - Fort Collins
CONDITION OF SAMPLE UPON RECEIPT FORM

Client: COGCC

Workorder No: 1308545

Project Manager: ARW

Initials: JLR

Date: 8/30/13

1. Does this project require any special handling in addition to standard ALS procedures?		YES	<input checked="" type="radio"/> NO
2. Are custody seals on shipping containers intact?	NONE	<input checked="" type="radio"/> YES	NO
3. Are Custody seals on sample containers intact?	<input checked="" type="radio"/> NONE	YES	NO
4. Is there a COC (Chain-of-Custody) present or other representative documents?		<input checked="" type="radio"/> YES	NO
5. Are the COC and bottle labels complete and legible?		<input checked="" type="radio"/> YES	NO
6. Is the COC in agreement with samples received? (IDs, dates, times, no. of samples, no. of containers, matrix, requested analyses, etc.)		<input checked="" type="radio"/> YES	NO
7. Were airbills / shipping documents present and/or removable?	DROP OFF	<input checked="" type="radio"/> YES	NO
8. Are all aqueous samples requiring preservation preserved correctly? (excluding volatiles)	N/A	<input checked="" type="radio"/> YES	NO
9. Are all aqueous non-preserved samples pH 4-9?	N/A	<input checked="" type="radio"/> YES	NO
10. Is there sufficient sample for the requested analyses?		<input checked="" type="radio"/> YES	NO
11. Were all samples placed in the proper containers for the requested analyses?		<input checked="" type="radio"/> YES	NO
12. Are all samples within holding times for the requested analyses?		<input checked="" type="radio"/> YES	NO
13. Were all sample containers received intact? (not broken or leaking, etc.)		<input checked="" type="radio"/> YES	NO
14. Are all samples requiring no headspace (VOC, GRO, RSK/MEE, Rx CN/S, radon) headspace free? Size of bubble: ____ < green pea ____ > green pea	N/A	<input checked="" type="radio"/> YES	NO
15. Do any water samples contain sediment? Amount Amount of sediment: ____ dusting ____ moderate ____ heavy	N/A	YES	<input checked="" type="radio"/> NO
16. Were the samples shipped on ice?		<input checked="" type="radio"/> YES	NO
17. Were cooler temperatures measured at 0.1-6.0°C? IR gun used*: #2 <input checked="" type="radio"/> #4	RAD ONLY	<input checked="" type="radio"/> YES	NO
Cooler #: <u>1</u> <u>2</u>			
Temperature (°C): <u>2°C</u> <u>4°C</u>			
No. of custody seals on cooler: <u>2</u> <u>1</u>			
External µR/hr reading: <u>11</u> <u>11</u>			
Background µR/hr reading: <u>10</u>			
Were external µR/hr readings ≤ two times background and within DOT acceptance criteria? <input checked="" type="radio"/> YES / NO / NA (If no, see Form 008.)			

Additional Information: PROVIDE DETAILS BELOW FOR A NO RESPONSE TO ANY QUESTION ABOVE, EXCEPT #1 AND #16.

If applicable, was the client contacted? YES / NO / ☒ NA Contact: _____ Date/Time: _____

Project Manager Signature / Date: _____

*IR Gun #2: Oakton, SN 29922500201-0066
*IR Gun #4: Oakton, SN 2372220101-0002

1308545

PETER GINTAUTAS
719-846-3091
COLORADO OIL & GAS CONSERVATIO
213 CORUNDUM RD
TRINIDAD CO 81082

41 LBS

DWT: 26,16,15

2 OF 2

SHIP TO:
AMY WOLF
970-490-1511
ALS LABORATORY GROUP
225 COMMERCE DRIVE
FORT COLLINS CO 80524-2762

CO 805 0-01

UPS NEXT DAY AIR

TRACKING #: 1Z 014 8WR 01 9830 5716

BILLING: P/P

Reference#1: Special Project TBAL

UPS 15.6.12. WHITE90 36.0A 01/2013

1020

112

1

TM



Sample Results

Dissolved Metals by 200.7

Method EPA200.7 Revision 4.4

Sample Results

Lab Name: ALS Environmental -- FC

Work Order Number: 1308545

Client Name: Colorado Oil & Gas Conservation Commission

ClientProject ID: TBAL

Field ID: 704681 Dolores WW

Lab ID: 1308545-1

Sample Matrix: WATER

% Moisture: N/A

Date Collected: 29-Aug-13

Date Extracted: 04-Sep-13

Date Analyzed: 05-Sep-13

Prep Method: EPA200.2 Rev 2.8

Prep Batch: IP130904-2

QC Batch ID: IP130904-2-1

Run ID: IT130905-2A2

Cleanup: NONE

Basis: As Received

File Name: 130905A.

Analyst: Steve Workman

Sample Aliquot: 50 ml

Final Volume: 50 ml

Result Units: MG/L

Clean DF: 1

CASNO	Target Analyte	Dilution Factor	Result	RptLimit\ LOD\LOQ	MDL/DL	Result Qualifier	EPA Qualifier
7440-41-7	BERYLLIUM	1	0.00039	0.002	0.0003	B	
7440-42-8	BORON	1	0.03	0.1	0.03	U	
7440-70-2	CALCIUM	1	10	1	0.06		
7440-47-3	CHROMIUM	1	0.0015	0.01	0.0015	U	
7439-89-6	IRON	1	0.014	0.1	0.006	B	
7439-93-2	LITHIUM	1	0.003	0.01	0.003	U	
7439-95-4	MAGNESIUM	1	1.3	1	0.06		
7440-02-0	NICKEL	1	0.006	0.02	0.006	U	
7723-14-0	PHOSPHORUS	1	0.06	0.2	0.06	U	
7440-09-7	POTASSIUM	1	0.88	1	0.2	B	
7440-21-3	SILICON	1	3.4	0.05	0.015		
7440-23-5	SODIUM	1	100	1	0.09		
	SODIUM ADSORPTION RATIO	1	7.9	0.17	0.062		
7704-34-9	SULFUR	1	20	0.2	0.06		
7440-62-2	VANADIUM	1	0.0015	0.01	0.0015	U	

Data Package ID: it1308545-1

Date Printed: Monday, September 09, 2013

ALS Environmental -- FC

Page 1 of 2

LIMS Version: 6.658

Dissolved Metals by 200.7

Method EPA200.7 Revision 4.4

Sample Results

Lab Name: ALS Environmental -- FC

Work Order Number: 1308545

Client Name: Colorado Oil & Gas Conservation Commission

ClientProject ID: TBAL

Field ID: 705737 Dolores MW

Lab ID: 1308545-3

Sample Matrix: WATER

% Moisture: N/A

Date Collected: 29-Aug-13

Date Extracted: 04-Sep-13

Date Analyzed: 05-Sep-13

Prep Method: EPA200.2 Rev 2.8

Prep Batch: IP130904-2

QC Batch ID: IP130904-2-1

Run ID: IT130905-2A2

Cleanup: NONE

Basis: As Received

File Name: 130905A.

Analyst: Steve Workman

Sample Aliquot: 50 ml

Final Volume: 50 ml

Result Units: MG/L

Clean DF: 1

CASNO	Target Analyte	Dilution Factor	Result	RptLimit\ LOD\LOQ	MDL/DL	Result Qualifier	EPA Qualifier
7440-41-7	BERYLLIUM	1	0.00039	0.002	0.0003	B	
7440-42-8	BORON	1	0.03	0.1	0.03	U	
7440-70-2	CALCIUM	1	2	1	0.06		
7440-47-3	CHROMIUM	1	0.0015	0.01	0.0015	U	
7439-89-6	IRON	1	0.0066	0.1	0.006	B	
7439-93-2	LITHIUM	1	0.003	0.01	0.003	U	
7439-95-4	MAGNESIUM	1	0.11	1	0.06	B	
7440-02-0	NICKEL	1	0.006	0.02	0.006	U	
7723-14-0	PHOSPHORUS	1	0.06	0.2	0.06	U	
7440-09-7	POTASSIUM	1	0.51	1	0.2	B	
7440-21-3	SILICON	1	3.8	0.05	0.015		
7440-23-5	SODIUM	1	95	1	0.09		
	SODIUM ADSORPTION RATIO	1	18	0.17	0.062		
7704-34-9	SULFUR	1	5.8	0.2	0.06		
7440-62-2	VANADIUM	1	0.0015	0.01	0.0015	U	

Data Package ID: it1308545-1

Date Printed: Monday, September 09, 2013

ALS Environmental -- FC

Page 2 of 2

LIMS Version: 6.658

Dissolved Metals by 200.8

Method EPA200.8 Revision 5.4

Sample Results

Lab Name: ALS Environmental -- FC

Work Order Number: 1308545

Client Name: Colorado Oil & Gas Conservation Commission

ClientProject ID: TBAL

Field ID: 704681 Dolores WW

Lab ID: 1308545-1

Sample Matrix: WATER

% Moisture: N/A

Date Collected: 29-Aug-13

Date Extracted: 04-Sep-13

Date Analyzed: 05-Sep-13

Prep Method: EPA200.2 Rev 2.8

Prep Batch: IP130904-2

QCBatchID: IP130904-2-5

Run ID: IM130905-10A2

Cleanup: NONE

Basis: As Received

File Name: 024SMPL.

Analyst: Ross Miller

Sample Aliquot: 50 ml

Final Volume: 50 ml

Result Units: MG/L

Clean DF: 1

CASNO	Target Analyte	Dilution Factor	Result	RptLimit\ LOD\LOQ	MDL/DL	Result Qualifier	EPA Qualifier
7429-90-5	ALUMINUM	10	0.016	0.05	0.015	B	
7440-36-0	ANTIMONY	10	0.0001	0.0003	0.0001	U	
7440-38-2	ARSENIC	10	0.00095	0.002	0.0006	B	
7440-39-3	BARIUM	10	0.031	0.001	0.0003		
7440-43-9	CADMIUM	10	0.00012	0.0003	0.00012	U	
7440-45-1	CERIUM	10	0.00009	0.0003	0.00009	U	
7440-48-4	COBALT	10	0.0003	0.001	0.0003	U	
7440-50-8	COPPER	10	0.003	0.01	0.003	U	
7439-91-0	LANTHANUM	10	0.00009	0.0003	0.00009	U	
7439-92-1	LEAD	10	0.00015	0.0005	0.00015	U	
7439-96-5	MANGANESE	10	0.083	0.002	0.0006		
7439-98-7	MOLYBDENUM	10	0.0092	0.001	0.0005		
7440-00-8	NEODYMIUM	10	0.00009	0.0003	0.00009	U	
7440-10-0	PRASEODYMIUM	10	0.00009	0.0003	0.00009	U	
7782-49-2	SELENIUM	10	0.0005	0.001	0.0005	U	
7440-22-4	SILVER	10	0.00003	0.0001	0.00003	U	
7440-23-5	SODIUM	10	120	1	0.3		
7440-24-6	STRONTIUM	10	0.21	0.001	0.0003		
7440-28-0	THALLIUM	10	0.00006	0.0002	0.00006	U	
7440-29-1	THORIUM	10	0.00006	0.0002	0.00006	U	
7440-61-1	URANIUM	10	0.00013	0.0001	0.00003		
7440-65-5	YTTRIUM	10	0.00014	0.0003	0.00009	B	
7440-66-6	ZINC	10	0.006	0.02	0.006	U	

Data Package ID: im1308545-1

Date Printed: Monday, September 09, 2013

ALS Environmental -- FC

Page 1 of 4

LIMS Version: 6.658

Dissolved Metals by 200.8

Method EPA200.8 Revision 5.4

Sample Results

Lab Name: ALS Environmental -- FC

Work Order Number: 1308545

Client Name: Colorado Oil & Gas Conservation Commission

ClientProject ID: TBAL

Field ID: 705737 Dolores MW

Lab ID: 1308545-3

Sample Matrix: WATER

% Moisture: N/A

Date Collected: 29-Aug-13

Date Extracted: 04-Sep-13

Date Analyzed: 05-Sep-13

Prep Method: EPA200.2 Rev 2.8

Prep Batch: IP130904-2

QC Batch ID: IP130904-2-5

Run ID: IM130905-10A2

Cleanup: NONE

Basis: As Received

File Name: 027SMPL.

Analyst: Ross Miller

Sample Aliquot: 50 ml

Final Volume: 50 ml

Result Units: MG/L

Clean DF: 1

CASNO	Target Analyte	Dilution Factor	Result	RptLimit\ LOD\LOQ	MDL/DL	Result Qualifier	EPA Qualifier
7429-90-5	ALUMINUM	10	0.017	0.05	0.015	B	
7440-36-0	ANTIMONY	10	0.00017	0.0003	0.0001	B	
7440-38-2	ARSENIC	10	0.0006	0.002	0.0006	U	
7440-39-3	BARIUM	10	0.044	0.001	0.0003		
7440-43-9	CADMIUM	10	0.00012	0.0003	0.00012	U	
7440-45-1	CERIUM	10	0.00009	0.0003	0.00009	U	
7440-48-4	COBALT	10	0.0003	0.001	0.0003	U	
7440-50-8	COPPER	10	0.003	0.01	0.003	U	
7439-91-0	LANTHANUM	10	0.00011	0.0003	0.00009	B	
7439-92-1	LEAD	10	0.00015	0.0005	0.00015	U	
7439-96-5	MANGANESE	10	0.035	0.002	0.0006		
7439-98-7	MOLYBDENUM	10	0.012	0.001	0.0005		
7440-00-8	NEODYMIUM	10	0.00009	0.0003	0.00009	U	
7440-10-0	PRASEODYMIUM	10	0.00009	0.0003	0.00009	U	
7782-49-2	SELENIUM	10	0.0005	0.001	0.0005	U	
7440-22-4	SILVER	10	0.00003	0.0001	0.00003	U	
7440-23-5	SODIUM	10	110	1	0.3		
7440-24-6	STRONTIUM	10	0.052	0.001	0.0003		
7440-28-0	THALLIUM	10	0.00006	0.0002	0.00006	U	
7440-29-1	THORIUM	10	0.0001	0.0002	0.00006	B	
7440-61-1	URANIUM	10	0.00005	0.0001	0.00003	B	
7440-65-5	YTTRIUM	10	0.00009	0.0003	0.00009	U	
7440-66-6	ZINC	10	0.006	0.02	0.006	U	

Data Package ID: im1308545-1

Date Printed: Monday, September 09, 2013

ALS Environmental -- FC

Page 3 of 4

LIMS Version: 6.658



Summary Report Forms

Metals by 200.7

Method EPA200.7 Revision 4.4

Method Blank

Lab Name: ALS Environmental -- FC

Work Order Number: 1308545

Client Name: Colorado Oil & Gas Conservation Commission

ClientProject ID: TBAL

Lab ID: F130903-1MB

Sample Matrix: WATER

% Moisture: N/A

Date Collected: N/A

Date Extracted: 04-Sep-13

Date Analyzed: 05-Sep-13

Prep Batch: IP130904-2

QCBatchID: IP130904-2-1

Run ID: IT130905-2A2

Cleanup: NONE

Basis: N/A

File Name: 130905A.

Sample Aliquot: 50 ml

Final Volume: 50 ml

Result Units: MG/L

Clean DF: 1

CASNO	Target Analyte	DF	Result	RptLimit LOD/LOQ	MDL	Result Qualifier	EPA Qualifier
7440-41-7	BERYLLIUM	1	0.0003	0.002	0.0003	U	
7440-42-8	BORON	1	0.03	0.1	0.03	U	
7440-70-2	CALCIUM	1	0.12	1	0.06	B	
7440-47-3	CHROMIUM	1	0.0015	0.01	0.0015	U	
7439-89-6	IRON	1	-0.0071	0.1	0.006	B	
7439-93-2	LITHIUM	1	0.003	0.01	0.003	U	
7439-95-4	MAGNESIUM	1	0.067	1	0.06	B	
7440-02-0	NICKEL	1	0.006	0.02	0.006	U	
7723-14-0	PHOSPHORUS	1	0.06	0.2	0.06	U	
7440-09-7	POTASSIUM	1	0.2	1	0.2	U	
7440-21-3	SILICON	1	-0.017	0.05	0.015	B	
7440-23-5	SODIUM	1	0.09	1	0.09	U	
7704-34-9	SULFUR	1	0.06	0.2	0.06	U	
7440-62-2	VANADIUM	1	0.0015	0.01	0.0015	U	

Data Package ID: *it1308545-1*

Date Printed: Monday, September 09, 2013

ALS Environmental -- FC

Page 1 of 1

LIMS Version: 6.658

Metals by 200.7

Method EPA200.7 Revision 4.4

Laboratory Control Sample

Lab Name: ALS Environmental -- FC

Work Order Number: 1308545

Client Name: Colorado Oil & Gas Conservation Commission

ClientProject ID: TBAL

Lab ID: F130903-1LCS

Sample Matrix: WATER

% Moisture: N/A

Date Collected: N/A

Date Extracted: 09/04/2013

Date Analyzed: 09/05/2013

Prep Method: EPA200.22.8

Prep Batch: IP130904-2

QCBatchID: IP130904-2-1

Run ID: IT130905-2A2

Cleanup: NONE

Basis: N/A

File Name: 130905A.

Sample Aliquot: 50 ml

Final Volume: 50 ml

Result Units: MG/L

Clean DF: 1

CASNO	Target Analyte	Spike Added	LCS Result	Reporting Limit	Result Qualifier	LCS % Rec.	Control Limits
7440-41-7	BERYLLIUM	0.05	0.0494	0.002		99	85 - 115%
7440-42-8	BORON	1	1.06	0.1		106	85 - 115%
7440-70-2	CALCIUM	40	41.7	1		104	85 - 115%
7440-47-3	CHROMIUM	0.2	0.209	0.01		105	85 - 115%
7439-89-6	IRON	1	1.06	0.1		106	85 - 115%
7439-93-2	LITHIUM	0.5	0.536	0.01		107	85 - 115%
7439-95-4	MAGNESIUM	40	41.6	1		104	85 - 115%
7440-02-0	NICKEL	0.5	0.521	0.02		104	85 - 115%
7723-14-0	PHOSPHORUS	10	10.3	0.2		103	85 - 115%
7440-09-7	POTASSIUM	40	43.2	1		108	85 - 115%
7440-21-3	SILICON	1	1.11	0.05		111	85 - 115%
7440-23-5	SODIUM	40	42.6	1		106	85 - 115%
7704-34-9	SULFUR	10	10.6	0.2		106	85 - 115%
7440-62-2	VANADIUM	0.5	0.529	0.01		106	85 - 115%

Data Package ID: *it1308545-1*

Date Printed: Monday, September 09, 2013

ALS Environmental -- FC

Page 1 of 1

LIMS Version: 6.658

Prep Batch ID: IP130904-2

Start Date: 09/04/13

End Date: 09/04/13

Concentration Method: NONE

Batch Created By: REM

Start Time: 9:00

End Time: 18:00

Extract Method: EPA200.22.8

Date Created: 09/05/13

Prep Analyst: Ross Miller

Initial Volume Units: ml

Time Created: 8:08

Comments:

Final Volume Units: ml

Validated By: REM

Date Validated: 09/06/13

Time Validated: 8:34

QC Batch ID: IP130904-2-1

Lab ID	QC Type	Field ID	Matrix	Date Collected	Initial Wt/Vol	Final Wt/Vol	Cleanup Method	Cleanup DF	Order Number
F130903-1	MB	XXXXXX	WATER	XXXXXX	50	50	NONE	1	1308488
F130903-1	LCS	XXXXXX	WATER	XXXXXX	50	50	NONE	1	1308488
1308488-4	MS	XXXXXX	WATER	XXXXXX	50	50	NONE	1	1308488
1308488-4	MSD	XXXXXX	WATER	XXXXXX	50	50	NONE	1	1308488
1308488-4	DUP	XXXXXX	WATER	XXXXXX	50	50	NONE	1	1308488
1308488-1	SMP	XXXXXX	WATER	XXXXXX	50	50	NONE	1	1308488
1308488-2	SMP	XXXXXX	WATER	XXXXXX	50	50	NONE	1	1308488
1308488-3	SMP	XXXXXX	WATER	XXXXXX	50	50	NONE	1	1308488
1308488-4	SMP	XXXXXX	WATER	XXXXXX	50	50	NONE	1	1308488
1308515-1	SMP	XXXXXX	WATER	XXXXXX	50	50	NONE	1	1308515
1308515-2	SMP	XXXXXX	WATER	XXXXXX	50	50	NONE	1	1308515
1308515-3	SMP	XXXXXX	WATER	XXXXXX	50	50	NONE	1	1308515
1308545-1	SMP	704681 Dolores WW	WATER	8/29/2013	50	50	NONE	1	1308545
1308545-3	SMP	705737 Dolores MW	WATER	8/29/2013	50	50	NONE	1	1308545

QC Types

CAR	Carrier reference sample	DUP	Laboratory Duplicate
LCS	Laboratory Control Sample	LCSD	Laboratory Control Sample Duplicat
MB	Method Blank	MS	Laboratory Matrix Spike
MSD	Laboratory Matrix Spike Duplicate	REP	Sample replicate
RVS	Reporting Level Verification Standar	SMP	Field Sample
SYS	Sample Yield Spike		

Metals by 200.7

Method EPA200.7 Calibration Verifications

Lab Name: ALS Environmental -- FC

Work Order Number: 1308545

Client Name: Colorado Oil & Gas Conservation Commission

ClientProject ID: TBAL

Lab ID: ICV

QC Type: Initial Calibration

File Name: 130905A.

Run ID: IT130905-2A2

Date Analyzed: 09/05/2013

Time Analyzed: 10:48

Result Units: MG/L

CASNO	Target Analyte	Spike Added	Result	Reporting Limit	Result Qualifier	% Rec.	Control Limits
7440-41-7	BERYLLIUM	0.25	0.250	0.002		100	95 - 105%
7440-42-8	BORON	0.5	0.485	0.1		97	95 - 105%
7440-70-2	CALCIUM	25	25.0	1		100	95 - 105%
7440-47-3	CHROMIUM	0.5	0.493	0.01		99	95 - 105%
7439-89-6	IRON	10	10.2	0.1		102	95 - 105%
7439-93-2	LITHIUM	0.25	0.243	0.01		97	95 - 105%
7439-95-4	MAGNESIUM	25	24.8	1		99	95 - 105%
7440-02-0	NICKEL	0.5	0.488	0.02		98	95 - 105%
7723-14-0	PHOSPHORUS	2.5	2.44	0.2		97	95 - 105%
7440-09-7	POTASSIUM	25	24.9	1		100	95 - 105%
7440-21-3	SILICON	2.5	2.42	0.05		97	95 - 105%
7440-23-5	SODIUM	25	24.3	1		97	95 - 105%
7704-34-9	SULFUR	2.5	2.49	0.2		100	95 - 105%
7440-62-2	VANADIUM	0.25	0.251	0.01		101	95 - 105%

Data Package ID: *it1308545-1*

Date Printed: Monday, September 09, 2013

ALS Environmental -- FC

Page 1 of 17

LIMS Version: 6.658

Metals by 200.7

Method EPA200.7

Calibration Verifications

Lab Name: ALS Environmental -- FC

Work Order Number: 1308545

Client Name: Colorado Oil & Gas Conservation Commission

ClientProject ID: TBAL

Lab ID: CCV1

QC Type: Continuing Calibration

File Name: 130905A.

Run ID: IT130905-2A2

Date Analyzed: 09/05/2013

Time Analyzed: 11:01

Result Units: MG/L

CASNO	Target Analyte	Spike Added	Result	Reporting Limit	Result Qualifier	% Rec.	Control Limits
7440-41-7	BERYLLIUM	0.5	0.495	0.002		99	90 - 110%
7440-42-8	BORON	1	0.990	0.1		99	90 - 110%
7440-70-2	CALCIUM	50	50.9	1		102	90 - 110%
7440-47-3	CHROMIUM	1	0.982	0.01		98	90 - 110%
7439-89-6	IRON	20	20.8	0.1		104	90 - 110%
7439-93-2	LITHIUM	0.5	0.542	0.01		108	90 - 110%
7439-95-4	MAGNESIUM	50	49.9	1		100	90 - 110%
7440-02-0	NICKEL	1	0.979	0.02		98	90 - 110%
7723-14-0	PHOSPHORUS	5	4.98	0.2		100	90 - 110%
7440-09-7	POTASSIUM	50	52.5	1		105	90 - 110%
7440-21-3	SILICON	5	4.78	0.05		96	90 - 110%
7440-23-5	SODIUM	50	52.0	1		104	90 - 110%
7704-34-9	SULFUR	5	5.09	0.2		102	90 - 110%
7440-62-2	VANADIUM	0.5	0.502	0.01		100	90 - 110%

Data Package ID: *it1308545-1*

Date Printed: Monday, September 09, 2013

ALS Environmental -- FC

Page 2 of 17

LIMS Version: 6.658

Metals by 200.7

Method EPA200.7

Calibration Verifications

Lab Name: ALS Environmental -- FC

Work Order Number: 1308545

Client Name: Colorado Oil & Gas Conservation Commission

ClientProject ID: TBAL

Lab ID: CCV2

QC Type: Continuing Calibration

File Name: 130905A.

Run ID: IT130905-2A2

Date Analyzed: 09/05/2013

Time Analyzed: 11:57

Result Units: MG/L

CASNO	Target Analyte	Spike Added	Result	Reporting Limit	Result Qualifier	% Rec.	Control Limits
7440-41-7	BERYLLIUM	0.5	0.485	0.002		97	90 - 110%
7440-42-8	BORON	1	0.991	0.1		99	90 - 110%
7440-70-2	CALCIUM	50	50.6	1		101	90 - 110%
7440-47-3	CHROMIUM	1	0.967	0.01		97	90 - 110%
7439-89-6	IRON	20	20.5	0.1		102	90 - 110%
7439-93-2	LITHIUM	0.5	0.537	0.01		107	90 - 110%
7439-95-4	MAGNESIUM	50	49.4	1		99	90 - 110%
7440-02-0	NICKEL	1	0.992	0.02		99	90 - 110%
7723-14-0	PHOSPHORUS	5	4.95	0.2		99	90 - 110%
7440-09-7	POTASSIUM	50	52.0	1		104	90 - 110%
7440-21-3	SILICON	5	4.77	0.05		95	90 - 110%
7440-23-5	SODIUM	50	52.3	1		105	90 - 110%
7704-34-9	SULFUR	5	5.02	0.2		100	90 - 110%
7440-62-2	VANADIUM	0.5	0.495	0.01		99	90 - 110%

Data Package ID: *it1308545-1*

Date Printed: Monday, September 09, 2013

ALS Environmental -- FC

Page 3 of 17

LIMS Version: 6.658

Metals by 200.7

Method EPA200.7 Calibration Verifications

Lab Name: ALS Environmental -- FC

Work Order Number: 1308545

Client Name: Colorado Oil & Gas Conservation Commission

ClientProject ID: TBAL

Lab ID: CCV3

QC Type: Continuing Calibration

File Name: 130905A.

Run ID: IT130905-2A2

Date Analyzed: 09/05/2013

Time Analyzed: 12:26

Result Units: MG/L

CASNO	Target Analyte	Spike Added	Result	Reporting Limit	Result Qualifier	% Rec.	Control Limits
7440-41-7	BERYLLIUM	0.5	0.482	0.002		96	90 - 110%
7440-42-8	BORON	1	0.993	0.1		99	90 - 110%
7440-70-2	CALCIUM	50	50.7	1		101	90 - 110%
7440-47-3	CHROMIUM	1	0.965	0.01		97	90 - 110%
7439-89-6	IRON	20	20.4	0.1		102	90 - 110%
7439-93-2	LITHIUM	0.5	0.534	0.01		107	90 - 110%
7439-95-4	MAGNESIUM	50	49.1	1		98	90 - 110%
7440-02-0	NICKEL	1	1.00	0.02		100	90 - 110%
7723-14-0	PHOSPHORUS	5	4.89	0.2		98	90 - 110%
7440-09-7	POTASSIUM	50	51.6	1		103	90 - 110%
7440-21-3	SILICON	5	4.74	0.05		95	90 - 110%
7440-23-5	SODIUM	50	51.4	1		103	90 - 110%
7704-34-9	SULFUR	5	5.00	0.2		100	90 - 110%
7440-62-2	VANADIUM	0.5	0.493	0.01		99	90 - 110%

Data Package ID: *it1308545-1*

Date Printed: Monday, September 09, 2013

ALS Environmental -- FC

Page 4 of 17

LIMS Version: 6.658

Metals by 200.7

Method EPA200.7

Calibration Verifications

Lab Name: ALS Environmental -- FC

Work Order Number: 1308545

Client Name: Colorado Oil & Gas Conservation Commission

ClientProject ID: TBAL

Lab ID: CCV4

QC Type: Continuing Calibration

File Name: 130905A.

Run ID: IT130905-2A2

Date Analyzed: 09/05/2013

Time Analyzed: 12:47

Result Units: MG/L

CASNO	Target Analyte	Spike Added	Result	Reporting Limit	Result Qualifier	% Rec.	Control Limits
7440-41-7	BERYLLIUM	0.5	0.486	0.002		97	90 - 110%
7440-42-8	BORON	1	1.00	0.1		100	90 - 110%
7440-70-2	CALCIUM	50	51.3	1		103	90 - 110%
7440-47-3	CHROMIUM	1	0.973	0.01		97	90 - 110%
7439-89-6	IRON	20	20.6	0.1		103	90 - 110%
7439-93-2	LITHIUM	0.5	0.509	0.01		102	90 - 110%
7439-95-4	MAGNESIUM	50	49.4	1		99	90 - 110%
7440-02-0	NICKEL	1	1.03	0.02		103	90 - 110%
7723-14-0	PHOSPHORUS	5	4.94	0.2		99	90 - 110%
7440-09-7	POTASSIUM	50	51.8	1		104	90 - 110%
7440-21-3	SILICON	5	4.77	0.05		95	90 - 110%
7440-23-5	SODIUM	50	51.9	1		104	90 - 110%
7704-34-9	SULFUR	5	5.04	0.2		101	90 - 110%
7440-62-2	VANADIUM	0.5	0.499	0.01		100	90 - 110%

Data Package ID: *it1308545-1*

Date Printed: Monday, September 09, 2013

ALS Environmental -- FC

Page 5 of 17

LIMS Version: 6.658

Metals by 200.7

Method EPA200.7 Calibration Verifications

Lab Name: ALS Environmental -- FC

Work Order Number: 1308545

Client Name: Colorado Oil & Gas Conservation Commission

ClientProject ID: TBAL

Lab ID: CCV5

QC Type: Continuing Calibration

File Name: 130905A.

Run ID: IT130905-2A2

Date Analyzed: 09/05/2013

Time Analyzed: 13:24

Result Units: MG/L

CASNO	Target Analyte	Spike Added	Result	Reporting Limit	Result Qualifier	% Rec.	Control Limits
7440-41-7	BERYLLIUM	0.5	0.480	0.002		96	90 - 110%
7440-42-8	BORON	1	1.00	0.1		100	90 - 110%
7440-70-2	CALCIUM	50	50.8	1		102	90 - 110%
7440-47-3	CHROMIUM	1	0.963	0.01		96	90 - 110%
7439-89-6	IRON	20	20.4	0.1		102	90 - 110%
7439-93-2	LITHIUM	0.5	0.511	0.01		102	90 - 110%
7439-95-4	MAGNESIUM	50	49.2	1		98	90 - 110%
7440-02-0	NICKEL	1	1.03	0.02		103	90 - 110%
7723-14-0	PHOSPHORUS	5	4.86	0.2		97	90 - 110%
7440-09-7	POTASSIUM	50	51.8	1		104	90 - 110%
7440-21-3	SILICON	5	4.72	0.05		94	90 - 110%
7440-23-5	SODIUM	50	52.3	1		105	90 - 110%
7704-34-9	SULFUR	5	5.00	0.2		100	90 - 110%
7440-62-2	VANADIUM	0.5	0.495	0.01		99	90 - 110%

Data Package ID: *it1308545-1*

Date Printed: Monday, September 09, 2013

ALS Environmental -- FC

Page 6 of 17

LIMS Version: 6.658

Metals by 200.7

Method EPA200.7

Calibration Verifications

Lab Name: ALS Environmental -- FC

Work Order Number: 1308545

Client Name: Colorado Oil & Gas Conservation Commission

ClientProject ID: TBAL

Lab ID: CCV6

QC Type: Continuing Calibration

File Name: 130905A.

Run ID: IT130905-2A2

Date Analyzed: 09/05/2013

Time Analyzed: 13:43

Result Units: MG/L

CASNO	Target Analyte	Spike Added	Result	Reporting Limit	Result Qualifier	% Rec.	Control Limits
7440-41-7	BERYLLIUM	0.5	0.484	0.002		97	90 - 110%
7440-42-8	BORON	1	1.01	0.1		101	90 - 110%
7440-70-2	CALCIUM	50	51.7	1		103	90 - 110%
7440-47-3	CHROMIUM	1	0.973	0.01		97	90 - 110%
7439-89-6	IRON	20	20.6	0.1		103	90 - 110%
7439-93-2	LITHIUM	0.5	0.508	0.01		102	90 - 110%
7439-95-4	MAGNESIUM	50	49.3	1		99	90 - 110%
7440-02-0	NICKEL	1	1.05	0.02		105	90 - 110%
7723-14-0	PHOSPHORUS	5	4.85	0.2		97	90 - 110%
7440-09-7	POTASSIUM	50	51.5	1		103	90 - 110%
7440-21-3	SILICON	5	4.73	0.05		95	90 - 110%
7440-23-5	SODIUM	50	52.3	1		105	90 - 110%
7704-34-9	SULFUR	5	4.99	0.2		100	90 - 110%
7440-62-2	VANADIUM	0.5	0.498	0.01		100	90 - 110%

Data Package ID: *it1308545-1*

Date Printed: Monday, September 09, 2013

ALS Environmental -- FC

Page 7 of 17

LIMS Version: 6.658

Metals by 200.7

Method EPA200.7

Calibration Verifications

Lab Name: ALS Environmental -- FC

Work Order Number: 1308545

Client Name: Colorado Oil & Gas Conservation Commission

ClientProject ID: TBAL

Lab ID: CCV7

QC Type: Continuing Calibration

File Name: 130905A.

Run ID: IT130905-2A2

Date Analyzed: 09/05/2013

Time Analyzed: 14:07

Result Units: MG/L

CASNO	Target Analyte	Spike Added	Result	Reporting Limit	Result Qualifier	% Rec.	Control Limits
7440-41-7	BERYLLIUM	0.5	0.478	0.002		96	90 - 110%
7440-42-8	BORON	1	1.01	0.1		101	90 - 110%
7440-70-2	CALCIUM	50	51.3	1		103	90 - 110%
7440-47-3	CHROMIUM	1	0.966	0.01		97	90 - 110%
7439-89-6	IRON	20	20.4	0.1		102	90 - 110%
7439-93-2	LITHIUM	0.5	0.506	0.01		101	90 - 110%
7439-95-4	MAGNESIUM	50	49.1	1		98	90 - 110%
7440-02-0	NICKEL	1	1.06	0.02		106	90 - 110%
7723-14-0	PHOSPHORUS	5	4.82	0.2		96	90 - 110%
7440-09-7	POTASSIUM	50	51.4	1		103	90 - 110%
7440-21-3	SILICON	5	4.69	0.05		94	90 - 110%
7440-23-5	SODIUM	50	51.2	1		102	90 - 110%
7704-34-9	SULFUR	5	4.96	0.2		99	90 - 110%
7440-62-2	VANADIUM	0.5	0.496	0.01		99	90 - 110%

Data Package ID: *it1308545-1*

Date Printed: Monday, September 09, 2013

ALS Environmental -- FC

Page 8 of 17

LIMS Version: 6.658

Metals by 200.7

Method EPA200.7 Calibration Verifications

Lab Name: ALS Environmental -- FC

Work Order Number: 1308545

Client Name: Colorado Oil & Gas Conservation Commission

ClientProject ID: TBAL

Lab ID: CCV8

QC Type: Continuing Calibration

File Name: 130905A.

Run ID: IT130905-2A2

Date Analyzed: 09/05/2013

Time Analyzed: 14:29

Result Units: MG/L

CASNO	Target Analyte	Spike Added	Result	Reporting Limit	Result Qualifier	% Rec.	Control Limits
7440-41-7	BERYLLIUM	0.5	0.477	0.002		95	90 - 110%
7440-42-8	BORON	1	1.01	0.1		101	90 - 110%
7440-70-2	CALCIUM	50	51.5	1		103	90 - 110%
7440-47-3	CHROMIUM	1	0.966	0.01		97	90 - 110%
7439-89-6	IRON	20	20.3	0.1		102	90 - 110%
7439-93-2	LITHIUM	0.5	0.502	0.01		100	90 - 110%
7439-95-4	MAGNESIUM	50	48.7	1		97	90 - 110%
7440-02-0	NICKEL	1	1.02	0.02		102	90 - 110%
7723-14-0	PHOSPHORUS	5	4.77	0.2		95	90 - 110%
7440-09-7	POTASSIUM	50	50.9	1		102	90 - 110%
7440-21-3	SILICON	5	4.65	0.05		93	90 - 110%
7440-23-5	SODIUM	50	51.5	1		103	90 - 110%
7704-34-9	SULFUR	5	4.88	0.2		98	90 - 110%
7440-62-2	VANADIUM	0.5	0.494	0.01		99	90 - 110%

Data Package ID: *it1308545-1*

Date Printed: Monday, September 09, 2013

ALS Environmental -- FC

Page 9 of 17

LIMS Version: 6.658

Metals by 200.7

Method EPA200.7 Calibration Verifications

Lab Name: ALS Environmental -- FC

Work Order Number: 1308545

Client Name: Colorado Oil & Gas Conservation Commission

ClientProject ID: TBAL

Lab ID: CCV9

QC Type: Continuing Calibration

File Name: 130905A.

Run ID: IT130905-2A2

Date Analyzed: 09/05/2013

Time Analyzed: 14:48

Result Units: MG/L

CASNO	Target Analyte	Spike Added	Result	Reporting Limit	Result Qualifier	% Rec.	Control Limits
7440-41-7	BERYLLIUM	0.5	0.469	0.002		94	90 - 110%
7440-42-8	BORON	1	1.01	0.1		101	90 - 110%
7440-70-2	CALCIUM	50	50.8	1		102	90 - 110%
7440-47-3	CHROMIUM	1	0.953	0.01		95	90 - 110%
7439-89-6	IRON	20	20.1	0.1		100	90 - 110%
7439-93-2	LITHIUM	0.5	0.503	0.01		101	90 - 110%
7439-95-4	MAGNESIUM	50	48.5	1		97	90 - 110%
7440-02-0	NICKEL	1	1.03	0.02		103	90 - 110%
7723-14-0	PHOSPHORUS	5	4.77	0.2		95	90 - 110%
7440-09-7	POTASSIUM	50	51.0	1		102	90 - 110%
7440-21-3	SILICON	5	4.60	0.05		92	90 - 110%
7440-23-5	SODIUM	50	51.2	1		102	90 - 110%
7704-34-9	SULFUR	5	4.96	0.2		99	90 - 110%
7440-62-2	VANADIUM	0.5	0.491	0.01		98	90 - 110%

Data Package ID: *it1308545-1*

Date Printed: Monday, September 09, 2013

ALS Environmental -- FC

LIMS Version: 6.658

Page 10 of 17

Metals by 200.7

Method EPA200.7

Calibration Verifications

Lab Name: ALS Environmental -- FC

Work Order Number: 1308545

Client Name: Colorado Oil & Gas Conservation Commission

ClientProject ID: TBAL

Lab ID: CCV10

QC Type: Continuing Calibration

File Name: 130905A.

Run ID: IT130905-2A2

Date Analyzed: 09/05/2013

Time Analyzed: 15:07

Result Units: MG/L

CASNO	Target Analyte	Spike Added	Result	Reporting Limit	Result Qualifier	% Rec.	Control Limits
7440-41-7	BERYLLIUM	0.5	0.486	0.002		97	90 - 110%
7440-42-8	BORON	1	1.01	0.1		101	90 - 110%
7440-70-2	CALCIUM	50	50.6	1		101	90 - 110%
7440-47-3	CHROMIUM	1	0.993	0.01		99	90 - 110%
7439-89-6	IRON	20	20.0	0.1		100	90 - 110%
7439-93-2	LITHIUM	0.5	0.499	0.01		100	90 - 110%
7439-95-4	MAGNESIUM	50	48.1	1		96	90 - 110%
7440-02-0	NICKEL	1	1.03	0.02		103	90 - 110%
7723-14-0	PHOSPHORUS	5	4.58	0.2		92	90 - 110%
7440-09-7	POTASSIUM	50	50.7	1		101	90 - 110%
7440-21-3	SILICON	5	4.55	0.05		91	90 - 110%
7440-23-5	SODIUM	50	49.1	1		98	90 - 110%
7704-34-9	SULFUR	5	4.85	0.2		97	90 - 110%
7440-62-2	VANADIUM	0.5	0.489	0.01		98	90 - 110%

Data Package ID: *it1308545-1*

Date Printed: Monday, September 09, 2013

ALS Environmental -- FC

Page 11 of 17

LIMS Version: 6.658

Metals by 200.7

Method EPA200.7 Calibration Verifications

Lab Name: ALS Environmental -- FC

Work Order Number: 1308545

Client Name: Colorado Oil & Gas Conservation Commission

ClientProject ID: TBAL

Lab ID: CCV11

QC Type: Continuing Calibration

File Name: 130905A.

Run ID: IT130905-2A2

Date Analyzed: 09/05/2013

Time Analyzed: 15:28

Result Units: MG/L

CASNO	Target Analyte	Spike Added	Result	Reporting Limit	Result Qualifier	% Rec.	Control Limits
7440-41-7	BERYLLIUM	0.5	0.483	0.002		97	90 - 110%
7440-42-8	BORON	1	1.02	0.1		102	90 - 110%
7440-70-2	CALCIUM	50	50.6	1		101	90 - 110%
7440-47-3	CHROMIUM	1	0.991	0.01		99	90 - 110%
7439-89-6	IRON	20	19.9	0.1		99	90 - 110%
7439-93-2	LITHIUM	0.5	0.507	0.01		101	90 - 110%
7439-95-4	MAGNESIUM	50	48.3	1		97	90 - 110%
7440-02-0	NICKEL	1	1.05	0.02		105	90 - 110%
7723-14-0	PHOSPHORUS	5	4.72	0.2		94	90 - 110%
7440-09-7	POTASSIUM	50	51.4	1		103	90 - 110%
7440-21-3	SILICON	5	4.55	0.05		91	90 - 110%
7440-23-5	SODIUM	50	50.3	1		101	90 - 110%
7704-34-9	SULFUR	5	4.93	0.2		99	90 - 110%
7440-62-2	VANADIUM	0.5	0.489	0.01		98	90 - 110%

Data Package ID: *it1308545-1*

Date Printed: Monday, September 09, 2013

ALS Environmental -- FC

Page 12 of 17

LIMS Version: 6.658

Metals by 200.7

Method EPA200.7

Calibration Verifications

Lab Name: ALS Environmental -- FC

Work Order Number: 1308545

Client Name: Colorado Oil & Gas Conservation Commission

ClientProject ID: TBAL

Lab ID: CCV12

QC Type: Continuing Calibration

File Name: 130905A.

Run ID: IT130905-2A2

Date Analyzed: 09/05/2013

Time Analyzed: 15:59

Result Units: MG/L

CASNO	Target Analyte	Spike Added	Result	Reporting Limit	Result Qualifier	% Rec.	Control Limits
7440-41-7	BERYLLIUM	0.5	0.496	0.002		99	90 - 110%
7440-42-8	BORON	1	0.993	0.1		99	90 - 110%
7440-70-2	CALCIUM	50	51.0	1		102	90 - 110%
7440-47-3	CHROMIUM	1	1.01	0.01		101	90 - 110%
7439-89-6	IRON	20	20.3	0.1		101	90 - 110%
7439-93-2	LITHIUM	0.5	0.496	0.01		99	90 - 110%
7439-95-4	MAGNESIUM	50	48.8	1		98	90 - 110%
7440-02-0	NICKEL	1	0.996	0.02		100	90 - 110%
7723-14-0	PHOSPHORUS	5	4.85	0.2		97	90 - 110%
7440-09-7	POTASSIUM	50	50.0	1		100	90 - 110%
7440-21-3	SILICON	5	4.67	0.05		93	90 - 110%
7440-23-5	SODIUM	50	50.0	1		100	90 - 110%
7704-34-9	SULFUR	5	5.00	0.2		100	90 - 110%
7440-62-2	VANADIUM	0.5	0.494	0.01		99	90 - 110%

Data Package ID: *it1308545-1*

Date Printed: Monday, September 09, 2013

ALS Environmental -- FC

Page 13 of 17

LIMS Version: 6.658

Metals by 200.7

Method EPA200.7

Calibration Verifications

Lab Name: ALS Environmental -- FC

Work Order Number: 1308545

Client Name: Colorado Oil & Gas Conservation Commission

ClientProject ID: TBAL

Lab ID: CCV13

QC Type: Continuing Calibration

File Name: 130905A.

Run ID: IT130905-2A2

Date Analyzed: 09/05/2013

Time Analyzed: 16:25

Result Units: MG/L

CASNO	Target Analyte	Spike Added	Result	Reporting Limit	Result Qualifier	% Rec.	Control Limits
7440-41-7	BERYLLIUM	0.5	0.496	0.002		99	90 - 110%
7440-42-8	BORON	1	0.999	0.1		100	90 - 110%
7440-70-2	CALCIUM	50	51.4	1		103	90 - 110%
7440-47-3	CHROMIUM	1	1.01	0.01		101	90 - 110%
7439-89-6	IRON	20	20.3	0.1		101	90 - 110%
7439-93-2	LITHIUM	0.5	0.502	0.01		100	90 - 110%
7439-95-4	MAGNESIUM	50	48.9	1		98	90 - 110%
7440-02-0	NICKEL	1	1.01	0.02		101	90 - 110%
7723-14-0	PHOSPHORUS	5	4.72	0.2		94	90 - 110%
7440-09-7	POTASSIUM	50	50.4	1		101	90 - 110%
7440-21-3	SILICON	5	4.68	0.05		94	90 - 110%
7440-23-5	SODIUM	50	50.0	1		100	90 - 110%
7704-34-9	SULFUR	5	4.98	0.2		100	90 - 110%
7440-62-2	VANADIUM	0.5	0.495	0.01		99	90 - 110%

Data Package ID: *it1308545-1*

Date Printed: Monday, September 09, 2013

ALS Environmental -- FC

LIMS Version: 6.658

Page 14 of 17

Metals by 200.7

Method EPA200.7 Calibration Verifications

Lab Name: ALS Environmental -- FC

Work Order Number: 1308545

Client Name: Colorado Oil & Gas Conservation Commission

ClientProject ID: TBAL

Lab ID: CCV14

QC Type: Continuing Calibration

File Name: 130905A.

Run ID: IT130905-2A2

Date Analyzed: 09/05/2013

Time Analyzed: 16:46

Result Units: MG/L

CASNO	Target Analyte	Spike Added	Result	Reporting Limit	Result Qualifier	% Rec.	Control Limits
7440-41-7	BERYLLIUM	0.5	0.489	0.002		98	90 - 110%
7440-42-8	BORON	1	0.992	0.1		99	90 - 110%
7440-70-2	CALCIUM	50	50.8	1		102	90 - 110%
7440-47-3	CHROMIUM	1	1.00	0.01		100	90 - 110%
7439-89-6	IRON	20	20.0	0.1		100	90 - 110%
7439-93-2	LITHIUM	0.5	0.497	0.01		99	90 - 110%
7439-95-4	MAGNESIUM	50	48.3	1		97	90 - 110%
7440-02-0	NICKEL	1	1.01	0.02		101	90 - 110%
7723-14-0	PHOSPHORUS	5	4.69	0.2		94	90 - 110%
7440-09-7	POTASSIUM	50	50.0	1		100	90 - 110%
7440-21-3	SILICON	5	4.60	0.05		92	90 - 110%
7440-23-5	SODIUM	50	51.4	1		103	90 - 110%
7704-34-9	SULFUR	5	4.82	0.2		96	90 - 110%
7440-62-2	VANADIUM	0.5	0.489	0.01		98	90 - 110%

Data Package ID: *it1308545-1*

Date Printed: Monday, September 09, 2013

ALS Environmental -- FC

LIMS Version: 6.658

Page 15 of 17

Metals by 200.7

Method EPA200.7

Calibration Verifications

Lab Name: ALS Environmental -- FC

Work Order Number: 1308545

Client Name: Colorado Oil & Gas Conservation Commission

ClientProject ID: TBAL

Lab ID: CCV15

QC Type: Continuing Calibration

File Name: 130905A.

Run ID: IT130905-2A2

Date Analyzed: 09/05/2013

Time Analyzed: 17:08

Result Units: MG/L

CASNO	Target Analyte	Spike Added	Result	Reporting Limit	Result Qualifier	% Rec.	Control Limits
7440-41-7	BERYLLIUM	0.5	0.486	0.002		97	90 - 110%
7440-42-8	BORON	1	0.986	0.1		99	90 - 110%
7440-70-2	CALCIUM	50	50.7	1		101	90 - 110%
7440-47-3	CHROMIUM	1	0.996	0.01		100	90 - 110%
7439-89-6	IRON	20	19.8	0.1		99	90 - 110%
7439-93-2	LITHIUM	0.5	0.494	0.01		99	90 - 110%
7439-95-4	MAGNESIUM	50	48.1	1		96	90 - 110%
7440-02-0	NICKEL	1	1.01	0.02		101	90 - 110%
7723-14-0	PHOSPHORUS	5	4.75	0.2		95	90 - 110%
7440-09-7	POTASSIUM	50	49.7	1		99	90 - 110%
7440-21-3	SILICON	5	4.56	0.05		91	90 - 110%
7440-23-5	SODIUM	50	51.0	1		102	90 - 110%
7704-34-9	SULFUR	5	4.88	0.2		98	90 - 110%
7440-62-2	VANADIUM	0.5	0.488	0.01		98	90 - 110%

Data Package ID: *it1308545-1*

Date Printed: Monday, September 09, 2013

ALS Environmental -- FC

Page 16 of 17

LIMS Version: 6.658

Metals by 200.7

Method EPA200.7

Calibration Verifications

Lab Name: ALS Environmental -- FC

Work Order Number: 1308545

Client Name: Colorado Oil & Gas Conservation Commission

ClientProject ID: TBAL

Lab ID: CCV16

QC Type: Continuing Calibration

File Name: 130905A.

Run ID: IT130905-2A2

Date Analyzed: 09/05/2013

Time Analyzed: 17:30

Result Units: MG/L

CASNO	Target Analyte	Spike Added	Result	Reporting Limit	Result Qualifier	% Rec.	Control Limits
7440-41-7	BERYLLIUM	0.5	0.480	0.002		96	90 - 110%
7440-42-8	BORON	1	0.991	0.1		99	90 - 110%
7440-70-2	CALCIUM	50	50.6	1		101	90 - 110%
7440-47-3	CHROMIUM	1	0.989	0.01		99	90 - 110%
7439-89-6	IRON	20	19.7	0.1		98	90 - 110%
7439-93-2	LITHIUM	0.5	0.493	0.01		99	90 - 110%
7439-95-4	MAGNESIUM	50	47.8	1		96	90 - 110%
7440-02-0	NICKEL	1	1.02	0.02		102	90 - 110%
7723-14-0	PHOSPHORUS	5	4.66	0.2		93	90 - 110%
7440-09-7	POTASSIUM	50	49.6	1		99	90 - 110%
7440-21-3	SILICON	5	4.50	0.05		90	90 - 110%
7440-23-5	SODIUM	50	51.1	1		102	90 - 110%
7704-34-9	SULFUR	5	4.80	0.2		96	90 - 110%
7440-62-2	VANADIUM	0.5	0.484	0.01		97	90 - 110%

Data Package ID: *it1308545-1*

Date Printed: Monday, September 09, 2013

ALS Environmental -- FC

LIMS Version: 6.658

Page 17 of 17

Metals by 200.7

Method EPA200.7

Calibration Blanks

Lab Name: ALS Environmental -- FC

Work Order Number: 1308545

Client Name: Colorado Oil & Gas Conservation Commission

ClientProject ID: TBAL

Lab ID: ICB

QC Type: Initial Calibration

Run ID: IT130905-2A2

Date Analyzed: 09/05/2013

Time Analyzed: 10:53:00 AM

Result Units: MG/L

CASNO	Target Analyte	Result	Reporting Limit	Result Qualifier
7440-41-7	BERYLLIUM	0.000176	0.002	U
7440-42-8	BORON	-0.00335	0.1	B
7440-70-2	CALCIUM	0.156	1	B
7440-47-3	CHROMIUM	0.00051	0.01	U
7439-89-6	IRON	0.00695	0.1	B
7439-93-2	LITHIUM	-0.00208	0.01	B
7439-95-4	MAGNESIUM	0.0978	1	B
7440-02-0	NICKEL	-0.00146	0.02	B
7723-14-0	PHOSPHORUS	-0.0177	0.2	B
7440-09-7	POTASSIUM	0.151	1	B
7440-21-3	SILICON	-0.00981	0.05	B
7440-23-5	SODIUM	0.0564	1	B
7704-34-9	SULFUR	-0.0118	0.2	B
7440-62-2	VANADIUM	0.000532	0.01	U

Data Package ID: *it1308545-1*

Date Printed: Monday, September 09, 2013

ALS Environmental -- FC

Page 1 of 17

LIMS Version: 6.658

Metals by 200.7

Method EPA200.7

Calibration Blanks

Lab Name: ALS Environmental -- FC

Work Order Number: 1308545

Client Name: Colorado Oil & Gas Conservation Commission

ClientProject ID: TBAL

Lab ID: CCB1

QC Type: Continuing Calibration

Run ID: IT130905-2A2

Date Analyzed: 09/05/2013

Time Analyzed: 11:03:00 AM

Result Units: MG/L

CASNO	Target Analyte	Result	Reporting Limit	Result Qualifier
7440-41-7	BERYLLIUM	0.000176	0.002	U
7440-42-8	BORON	0.00309	0.1	U
7440-70-2	CALCIUM	0.169	1	B
7440-47-3	CHROMIUM	0.00051	0.01	U
7439-89-6	IRON	0.0133	0.1	B
7439-93-2	LITHIUM	-0.00214	0.01	B
7439-95-4	MAGNESIUM	0.11	1	B
7440-02-0	NICKEL	-0.00201	0.02	B
7723-14-0	PHOSPHORUS	0.00581	0.2	U
7440-09-7	POTASSIUM	0.162	1	B
7440-21-3	SILICON	-0.00897	0.05	B
7440-23-5	SODIUM	0.0627	1	B
7704-34-9	SULFUR	-0.0186	0.2	B
7440-62-2	VANADIUM	0.000532	0.01	U

Data Package ID: it1308545-1

Date Printed: Monday, September 09, 2013

ALS Environmental -- FC

Page 2 of 17

LIMS Version: 6.658

Metals by 200.7

Method EPA200.7

Calibration Blanks

Lab Name: ALS Environmental -- FC

Work Order Number: 1308545

Client Name: Colorado Oil & Gas Conservation Commission

ClientProject ID: TBAL

Lab ID: CCB2

QC Type: Continuing Calibration

Run ID: IT130905-2A2

Date Analyzed: 09/05/2013

Time Analyzed: 11:59:00 AM

Result Units: MG/L

CASNO	Target Analyte	Result	Reporting Limit	Result Qualifier
7440-41-7	BERYLLIUM	0.000298	0.002	B
7440-42-8	BORON	-0.00314	0.1	B
7440-70-2	CALCIUM	0.172	1	B
7440-47-3	CHROMIUM	0.00051	0.01	U
7439-89-6	IRON	0.0133	0.1	B
7439-93-2	LITHIUM	-0.00157	0.01	B
7439-95-4	MAGNESIUM	0.111	1	B
7440-02-0	NICKEL	-0.00171	0.02	B
7723-14-0	PHOSPHORUS	-0.0133	0.2	B
7440-09-7	POTASSIUM	0.171	1	B
7440-21-3	SILICON	-0.0117	0.05	B
7440-23-5	SODIUM	0.0664	1	B
7704-34-9	SULFUR	-0.0152	0.2	B
7440-62-2	VANADIUM	0.000532	0.01	U

Data Package ID: it1308545-1

Date Printed: Monday, September 09, 2013

ALS Environmental -- FC

Page 3 of 17

LIMS Version: 6.658

Metals by 200.7

Method EPA200.7

Calibration Blanks

Lab Name: ALS Environmental -- FC

Work Order Number: 1308545

Client Name: Colorado Oil & Gas Conservation Commission

ClientProject ID: TBAL

Lab ID: CCB3

QC Type: Continuing Calibration

Run ID: IT130905-2A2

Date Analyzed: 09/05/2013

Time Analyzed: 12:27:00 PM

Result Units: MG/L

CASNO	Target Analyte	Result	Reporting Limit	Result Qualifier
7440-41-7	BERYLLIUM	0.000548	0.002	B
7440-42-8	BORON	0.00309	0.1	U
7440-70-2	CALCIUM	0.185	1	B
7440-47-3	CHROMIUM	0.00051	0.01	U
7439-89-6	IRON	0.0166	0.1	B
7439-93-2	LITHIUM	-0.00132	0.01	B
7439-95-4	MAGNESIUM	0.117	1	B
7440-02-0	NICKEL	-0.00164	0.02	B
7723-14-0	PHOSPHORUS	-0.00833	0.2	B
7440-09-7	POTASSIUM	0.178	1	B
7440-21-3	SILICON	-0.009	0.05	B
7440-23-5	SODIUM	0.0807	1	B
7704-34-9	SULFUR	-0.0118	0.2	B
7440-62-2	VANADIUM	0.000532	0.01	U

Data Package ID: *it1308545-1*

Date Printed: Monday, September 09, 2013

ALS Environmental -- FC

Page 4 of 17

LIMS Version: 6.658

Metals by 200.7

Method EPA200.7

Calibration Blanks

Lab Name: ALS Environmental -- FC

Work Order Number: 1308545

Client Name: Colorado Oil & Gas Conservation Commission

ClientProject ID: TBAL

Lab ID: CCB4

QC Type: Continuing Calibration

Run ID: IT130905-2A2

Date Analyzed: 09/05/2013

Time Analyzed: 12:48:00 PM

Result Units: MG/L

CASNO	Target Analyte	Result	Reporting Limit	Result Qualifier
7440-41-7	BERYLLIUM	0.000672	0.002	B
7440-42-8	BORON	0.00309	0.1	U
7440-70-2	CALCIUM	0.189	1	B
7440-47-3	CHROMIUM	0.000542	0.01	B
7439-89-6	IRON	0.0176	0.1	B
7439-93-2	LITHIUM	-0.00164	0.01	B
7439-95-4	MAGNESIUM	0.123	1	B
7440-02-0	NICKEL	-0.00136	0.02	B
7723-14-0	PHOSPHORUS	0.00581	0.2	U
7440-09-7	POTASSIUM	0.166	1	B
7440-21-3	SILICON	-0.00515	0.05	B
7440-23-5	SODIUM	0.0815	1	B
7704-34-9	SULFUR	-0.0186	0.2	B
7440-62-2	VANADIUM	0.000532	0.01	U

Data Package ID: *it1308545-1*

Date Printed: Monday, September 09, 2013

ALS Environmental -- FC

Page 5 of 17

LIMS Version: 6.658

Metals by 200.7

Method EPA200.7

Calibration Blanks

Lab Name: ALS Environmental -- FC

Work Order Number: 1308545

Client Name: Colorado Oil & Gas Conservation Commission

ClientProject ID: TBAL

Lab ID: CCB5

QC Type: Continuing Calibration

Run ID: IT130905-2A2

Date Analyzed: 09/05/2013

Time Analyzed: 1:26:00 PM

Result Units: MG/L

CASNO	Target Analyte	Result	Reporting Limit	Result Qualifier
7440-41-7	BERYLLIUM	0.000879	0.002	B
7440-42-8	BORON	-0.0033	0.1	B
7440-70-2	CALCIUM	0.19	1	B
7440-47-3	CHROMIUM	0.00051	0.01	U
7439-89-6	IRON	0.0178	0.1	B
7439-93-2	LITHIUM	-0.00187	0.01	B
7439-95-4	MAGNESIUM	0.12	1	B
7440-02-0	NICKEL	-0.001	0.02	B
7723-14-0	PHOSPHORUS	-0.0115	0.2	B
7440-09-7	POTASSIUM	0.173	1	B
7440-21-3	SILICON	-0.00792	0.05	B
7440-23-5	SODIUM	0.0771	1	B
7704-34-9	SULFUR	-0.0118	0.2	B
7440-62-2	VANADIUM	0.000532	0.01	U

Data Package ID: *it1308545-1*

Date Printed: Monday, September 09, 2013

ALS Environmental -- FC

Page 6 of 17

LIMS Version: 6.658

Metals by 200.7

Method EPA200.7

Calibration Blanks

Lab Name: ALS Environmental -- FC

Work Order Number: 1308545

Client Name: Colorado Oil & Gas Conservation Commission

ClientProject ID: TBAL

Lab ID: CCB6

QC Type: Continuing Calibration

Run ID: IT130905-2A2

Date Analyzed: 09/05/2013

Time Analyzed: 1:49:00 PM

Result Units: MG/L

CASNO	Target Analyte	Result	Reporting Limit	Result Qualifier
7440-41-7	BERYLLIUM	0.000176	0.002	U
7440-42-8	BORON	-0.00366	0.1	B
7440-70-2	CALCIUM	0.182	1	B
7440-47-3	CHROMIUM	0.00051	0.01	U
7439-89-6	IRON	0.013	0.1	B
7439-93-2	LITHIUM	-0.00203	0.01	B
7439-95-4	MAGNESIUM	0.114	1	B
7440-02-0	NICKEL	-0.00224	0.02	B
7723-14-0	PHOSPHORUS	-0.00676	0.2	B
7440-09-7	POTASSIUM	0.153	1	B
7440-21-3	SILICON	-0.00899	0.05	B
7440-23-5	SODIUM	0.0676	1	B
7704-34-9	SULFUR	-0.0118	0.2	B
7440-62-2	VANADIUM	0.000532	0.01	U

Data Package ID: *it1308545-1*

Date Printed: Monday, September 09, 2013

ALS Environmental -- FC

Page 7 of 17

LIMS Version: 6.658

Metals by 200.7

Method EPA200.7

Calibration Blanks

Lab Name: ALS Environmental -- FC

Work Order Number: 1308545

Client Name: Colorado Oil & Gas Conservation Commission

ClientProject ID: TBAL

Lab ID: CCB7

QC Type: Continuing Calibration

Run ID: IT130905-2A2

Date Analyzed: 09/05/2013

Time Analyzed: 2:10:00 PM

Result Units: MG/L

CASNO	Target Analyte	Result	Reporting Limit	Result Qualifier
7440-41-7	BERYLLIUM	0.000191	0.002	B
7440-42-8	BORON	0.00309	0.1	U
7440-70-2	CALCIUM	0.188	1	B
7440-47-3	CHROMIUM	0.00051	0.01	U
7439-89-6	IRON	0.0134	0.1	B
7439-93-2	LITHIUM	-0.00196	0.01	B
7439-95-4	MAGNESIUM	0.117	1	B
7440-02-0	NICKEL	-0.00143	0.02	B
7723-14-0	PHOSPHORUS	-0.0209	0.2	B
7440-09-7	POTASSIUM	0.149	1	B
7440-21-3	SILICON	-0.0102	0.05	B
7440-23-5	SODIUM	0.0848	1	B
7704-34-9	SULFUR	-0.0118	0.2	B
7440-62-2	VANADIUM	0.000532	0.01	U

Data Package ID: *it1308545-1*

Date Printed: Monday, September 09, 2013

ALS Environmental -- FC

Page 8 of 17

LIMS Version: 6.658

Metals by 200.7

Method EPA200.7

Calibration Blanks

Lab Name: ALS Environmental -- FC

Work Order Number: 1308545

Client Name: Colorado Oil & Gas Conservation Commission

ClientProject ID: TBAL

Lab ID: CCB8

QC Type: Continuing Calibration

Run ID: IT130905-2A2

Date Analyzed: 09/05/2013

Time Analyzed: 2:30:00 PM

Result Units: MG/L

CASNO	Target Analyte	Result	Reporting Limit	Result Qualifier
7440-41-7	BERYLLIUM	0.000186	0.002	B
7440-42-8	BORON	0.00309	0.1	U
7440-70-2	CALCIUM	0.14	1	B
7440-47-3	CHROMIUM	-0.000633	0.01	B
7439-89-6	IRON	0.00494	0.1	U
7439-93-2	LITHIUM	-0.00219	0.01	B
7439-95-4	MAGNESIUM	0.0884	1	B
7440-02-0	NICKEL	-0.0019	0.02	B
7723-14-0	PHOSPHORUS	-0.0156	0.2	B
7440-09-7	POTASSIUM	0.153	1	B
7440-21-3	SILICON	-0.0132	0.05	B
7440-23-5	SODIUM	0.0576	1	B
7704-34-9	SULFUR	0.00902	0.2	U
7440-62-2	VANADIUM	0.000532	0.01	U

Data Package ID: *it1308545-1*

Date Printed: Monday, September 09, 2013

ALS Environmental -- FC

Page 9 of 17

LIMS Version: 6.658

Metals by 200.7

Method EPA200.7

Calibration Blanks

Lab Name: ALS Environmental -- FC

Work Order Number: 1308545

Client Name: Colorado Oil & Gas Conservation Commission

ClientProject ID: TBAL

Lab ID: CCB9

QC Type: Continuing Calibration

Run ID: IT130905-2A2

Date Analyzed: 09/05/2013

Time Analyzed: 2:50:00 PM

Result Units: MG/L

CASNO	Target Analyte	Result	Reporting Limit	Result Qualifier
7440-41-7	BERYLLIUM	0.000341	0.002	B
7440-42-8	BORON	0.00309	0.1	U
7440-70-2	CALCIUM	0.16	1	B
7440-47-3	CHROMIUM	0.00051	0.01	U
7439-89-6	IRON	0.00494	0.1	U
7439-93-2	LITHIUM	-0.00223	0.01	B
7439-95-4	MAGNESIUM	0.0942	1	B
7440-02-0	NICKEL	-0.00277	0.02	B
7723-14-0	PHOSPHORUS	-0.0151	0.2	B
7440-09-7	POTASSIUM	0.132	1	B
7440-21-3	SILICON	-0.0155	0.05	B
7440-23-5	SODIUM	0.0699	1	B
7704-34-9	SULFUR	0.00902	0.2	U
7440-62-2	VANADIUM	0.000532	0.01	U

Data Package ID: *it1308545-1*

Date Printed: Monday, September 09, 2013

ALS Environmental -- FC

Page 10 of 17

LIMS Version: 6.658

Metals by 200.7

Method EPA200.7

Calibration Blanks

Lab Name: ALS Environmental -- FC

Work Order Number: 1308545

Client Name: Colorado Oil & Gas Conservation Commission

ClientProject ID: TBAL

Lab ID: CCB10

QC Type: Continuing Calibration

Run ID: IT130905-2A2

Date Analyzed: 09/05/2013

Time Analyzed: 3:11:00 PM

Result Units: MG/L

CASNO	Target Analyte	Result	Reporting Limit	Result Qualifier
7440-41-7	BERYLLIUM	0.000827	0.002	B
7440-42-8	BORON	0.00309	0.1	U
7440-70-2	CALCIUM	0.157	1	B
7440-47-3	CHROMIUM	0.00051	0.01	U
7439-89-6	IRON	0.00494	0.1	U
7439-93-2	LITHIUM	-0.00195	0.01	B
7439-95-4	MAGNESIUM	0.0939	1	B
7440-02-0	NICKEL	-0.00251	0.02	B
7723-14-0	PHOSPHORUS	-0.0232	0.2	B
7440-09-7	POTASSIUM	0.136	1	B
7440-21-3	SILICON	-0.0215	0.05	B
7440-23-5	SODIUM	0.0894	1	B
7704-34-9	SULFUR	0.022	0.2	B
7440-62-2	VANADIUM	0.000532	0.01	U

Data Package ID: *it1308545-1*

Date Printed: Monday, September 09, 2013

ALS Environmental -- FC

Page 11 of 17

LIMS Version: 6.658

Metals by 200.7

Method EPA200.7

Calibration Blanks

Lab Name: ALS Environmental -- FC

Work Order Number: 1308545

Client Name: Colorado Oil & Gas Conservation Commission

ClientProject ID: TBAL

Lab ID: CCB11

QC Type: Continuing Calibration

Run ID: IT130905-2A2

Date Analyzed: 09/05/2013

Time Analyzed: 3:31:00 PM

Result Units: MG/L

CASNO	Target Analyte	Result	Reporting Limit	Result Qualifier
7440-41-7	BERYLLIUM	-0.000927	0.002	B
7440-42-8	BORON	0.00309	0.1	U
7440-70-2	CALCIUM	0.149	1	B
7440-47-3	CHROMIUM	0.00051	0.01	U
7439-89-6	IRON	0.00494	0.1	U
7439-93-2	LITHIUM	-0.00212	0.01	B
7439-95-4	MAGNESIUM	0.0862	1	B
7440-02-0	NICKEL	-0.00229	0.02	B
7723-14-0	PHOSPHORUS	-0.0128	0.2	B
7440-09-7	POTASSIUM	0.132	1	B
7440-21-3	SILICON	-0.0238	0.05	B
7440-23-5	SODIUM	0.101	1	B
7704-34-9	SULFUR	0.0322	0.2	B
7440-62-2	VANADIUM	0.000532	0.01	U

Data Package ID: it1308545-1

Date Printed: Monday, September 09, 2013

ALS Environmental -- FC

Page 12 of 17

LIMS Version: 6.658

Metals by 200.7

Method EPA200.7

Calibration Blanks

Lab Name: ALS Environmental -- FC

Work Order Number: 1308545

Client Name: Colorado Oil & Gas Conservation Commission

ClientProject ID: TBAL

Lab ID: CCB12

QC Type: Continuing Calibration

Run ID: IT130905-2A2

Date Analyzed: 09/05/2013

Time Analyzed: 4:03:00 PM

Result Units: MG/L

CASNO	Target Analyte	Result	Reporting Limit	Result Qualifier
7440-41-7	BERYLLIUM	0.000176	0.002	U
7440-42-8	BORON	0.00309	0.1	U
7440-70-2	CALCIUM	0.16	1	B
7440-47-3	CHROMIUM	0.00051	0.01	U
7439-89-6	IRON	0.00494	0.1	U
7439-93-2	LITHIUM	-0.00222	0.01	B
7439-95-4	MAGNESIUM	0.0942	1	B
7440-02-0	NICKEL	-0.00256	0.02	B
7723-14-0	PHOSPHORUS	-0.0203	0.2	B
7440-09-7	POTASSIUM	0.127	1	B
7440-21-3	SILICON	-0.0135	0.05	B
7440-23-5	SODIUM	0.11	1	B
7704-34-9	SULFUR	0.0254	0.2	B
7440-62-2	VANADIUM	0.000532	0.01	U

Data Package ID: *it1308545-1*

Date Printed: Monday, September 09, 2013

ALS Environmental -- FC

Page 13 of 17

LIMS Version: 6.658

Metals by 200.7

Method EPA200.7

Calibration Blanks

Lab Name: ALS Environmental -- FC

Work Order Number: 1308545

Client Name: Colorado Oil & Gas Conservation Commission

ClientProject ID: TBAL

Lab ID: CCB13

QC Type: Continuing Calibration

Run ID: IT130905-2A2

Date Analyzed: 09/05/2013

Time Analyzed: 4:28:00 PM

Result Units: MG/L

CASNO	Target Analyte	Result	Reporting Limit	Result Qualifier
7440-41-7	BERYLLIUM	0.000274	0.002	B
7440-42-8	BORON	0.00309	0.1	U
7440-70-2	CALCIUM	0.178	1	B
7440-47-3	CHROMIUM	0.00051	0.01	U
7439-89-6	IRON	0.00606	0.1	B
7439-93-2	LITHIUM	-0.00176	0.01	B
7439-95-4	MAGNESIUM	0.101	1	B
7440-02-0	NICKEL	-0.00144	0.02	B
7723-14-0	PHOSPHORUS	-0.0216	0.2	B
7440-09-7	POTASSIUM	0.141	1	B
7440-21-3	SILICON	-0.0132	0.05	B
7440-23-5	SODIUM	0.2	1	B
7704-34-9	SULFUR	0.0423	0.2	B
7440-62-2	VANADIUM	0.000532	0.01	U

Data Package ID: it1308545-1

Date Printed: Monday, September 09, 2013

ALS Environmental -- FC

Page 14 of 17

LIMS Version: 6.658

Metals by 200.7

Method EPA200.7

Calibration Blanks

Lab Name: ALS Environmental -- FC

Work Order Number: 1308545

Client Name: Colorado Oil & Gas Conservation Commission

ClientProject ID: TBAL

Lab ID: CCB14

QC Type: Continuing Calibration

Run ID: IT130905-2A2

Date Analyzed: 09/05/2013

Time Analyzed: 4:47:00 PM

Result Units: MG/L

CASNO	Target Analyte	Result	Reporting Limit	Result Qualifier
7440-41-7	BERYLLIUM	0.000306	0.002	B
7440-42-8	BORON	0.00309	0.1	U
7440-70-2	CALCIUM	0.158	1	B
7440-47-3	CHROMIUM	0.00051	0.01	U
7439-89-6	IRON	0.00494	0.1	U
7439-93-2	LITHIUM	-0.00207	0.01	B
7439-95-4	MAGNESIUM	0.0917	1	B
7440-02-0	NICKEL	-0.00166	0.02	B
7723-14-0	PHOSPHORUS	-0.00598	0.2	B
7440-09-7	POTASSIUM	0.143	1	B
7440-21-3	SILICON	-0.0163	0.05	B
7440-23-5	SODIUM	0.124	1	B
7704-34-9	SULFUR	0.00902	0.2	U
7440-62-2	VANADIUM	0.000532	0.01	U

Data Package ID: *it1308545-1*

Date Printed: Monday, September 09, 2013

ALS Environmental -- FC

Page 15 of 17

LIMS Version: 6.658

Metals by 200.7

Method EPA200.7

Calibration Blanks

Lab Name: ALS Environmental -- FC

Work Order Number: 1308545

Client Name: Colorado Oil & Gas Conservation Commission

ClientProject ID: TBAL

Lab ID: CCB15

QC Type: Continuing Calibration

Run ID: IT130905-2A2

Date Analyzed: 09/05/2013

Time Analyzed: 5:10:00 PM

Result Units: MG/L

CASNO	Target Analyte	Result	Reporting Limit	Result Qualifier
7440-41-7	BERYLLIUM	0.000558	0.002	B
7440-42-8	BORON	0.00309	0.1	U
7440-70-2	CALCIUM	0.168	1	B
7440-47-3	CHROMIUM	0.00051	0.01	U
7439-89-6	IRON	0.0071	0.1	B
7439-93-2	LITHIUM	-0.00203	0.01	B
7439-95-4	MAGNESIUM	0.0992	1	B
7440-02-0	NICKEL	-0.00207	0.02	B
7723-14-0	PHOSPHORUS	-0.0109	0.2	B
7440-09-7	POTASSIUM	0.144	1	B
7440-21-3	SILICON	-0.0175	0.05	B
7440-23-5	SODIUM	0.137	1	B
7704-34-9	SULFUR	0.0119	0.2	B
7440-62-2	VANADIUM	0.000532	0.01	U

Data Package ID: *it1308545-1*

Date Printed: Monday, September 09, 2013

ALS Environmental -- FC

Page 16 of 17

LIMS Version: 6.658

Metals by 200.7

Method EPA200.7

Calibration Blanks

Lab Name: ALS Environmental -- FC

Work Order Number: 1308545

Client Name: Colorado Oil & Gas Conservation Commission

ClientProject ID: TBAL

Lab ID: CCB16

QC Type: Continuing Calibration

Run ID: IT130905-2A2

Date Analyzed: 09/05/2013

Time Analyzed: 5:31:00 PM

Result Units: MG/L

CASNO	Target Analyte	Result	Reporting Limit	Result Qualifier
7440-41-7	BERYLLIUM	0.000877	0.002	B
7440-42-8	BORON	0.00309	0.1	U
7440-70-2	CALCIUM	0.189	1	B
7440-47-3	CHROMIUM	0.00051	0.01	U
7439-89-6	IRON	0.0155	0.1	B
7439-93-2	LITHIUM	-0.00212	0.01	B
7439-95-4	MAGNESIUM	0.12	1	B
7440-02-0	NICKEL	-0.00176	0.02	B
7723-14-0	PHOSPHORUS	-0.00937	0.2	B
7440-09-7	POTASSIUM	0.147	1	B
7440-21-3	SILICON	-0.0208	0.05	B
7440-23-5	SODIUM	0.147	1	B
7704-34-9	SULFUR	0.00902	0.2	U
7440-62-2	VANADIUM	0.000532	0.01	U

Data Package ID: it1308545-1

Date Printed: Monday, September 09, 2013

ALS Environmental -- FC

Page 17 of 17

LIMS Version: 6.658

Metals by 200.7

Method EPA200.7

ICP Interference Check Sample

Lab Name: ALS Environmental -- FC

Work Order Number: 1308545

Client Name: Colorado Oil & Gas Conservation Commission

ClientProject ID: TBAL

Run ID: IT130905-2A2

Date Analyzed: 09/05/2013

Result Units: MG/L

CASNO	Target Analyte	Spike Added		Results		% Rec.
		ICSA1	ICSAB1	ICSA1	ICSAB1	
7440-41-7	BERYLLIUM		0.5		0.461	92
7440-42-8	BORON		1		0.932	93
7440-70-2	CALCIUM	250	250	260	258	103
7440-47-3	CHROMIUM		0.5		0.468	94
7439-89-6	IRON	100	100	112	110	110
7439-93-2	LITHIUM		1		1.11000	111
7439-95-4	MAGNESIUM	250	250	263	258	103
7440-02-0	NICKEL		1		0.89700	90
7723-14-0	PHOSPHORUS		1		0.97200	97
7440-09-7	POTASSIUM					
7440-21-3	SILICON		1		0.885	88
7440-23-5	SODIUM					
7704-34-9	SULFUR		1		0.973	97
7440-62-2	VANADIUM		0.5		0.471	94

Data Package ID: *it1308545-1*

Date Printed: Monday, September 09, 2013

ALS Environmental -- FC

LIMS Version: 6.658

Page 1 of 2

Metals by 200.7

Method EPA200.7

ICP Interference Check Sample

Lab Name: ALS Environmental -- FC

Work Order Number: 1308545

Client Name: Colorado Oil & Gas Conservation Commission

ClientProject ID: TBAL

Run ID: IT130905-2A2

Date Analyzed: 09/05/2013

Result Units: MG/L

CASNO	Target Analyte	Spike Added		Results		% Rec.
		ICSA2	ICSAB2	ICSA2	ICSAB2	
7440-41-7	BERYLLIUM		0.5		0.454	91
7440-42-8	BORON		1		0.94700	95
7440-70-2	CALCIUM	250	250	266	260	104
7440-47-3	CHROMIUM		0.5		0.477	95
7439-89-6	IRON	100	100	108	105	105
7439-93-2	LITHIUM		1		1.04	104
7439-95-4	MAGNESIUM	250	250	258	251	100
7440-02-0	NICKEL		1		0.95200	95
7723-14-0	PHOSPHORUS		1		0.914	91
7440-09-7	POTASSIUM					
7440-21-3	SILICON		1		0.84	84
7440-23-5	SODIUM					
7704-34-9	SULFUR		1		0.92900	93
7440-62-2	VANADIUM		0.5		0.464	93

Data Package ID: *it1308545-1*

Date Printed: Monday, September 09, 2013

ALS Environmental -- FC

LIMS Version: 6.658

Page 2 of 2

Metals Linear Ranges

Lab Name: ALS Environmental -- FC

Work Order Number: 1308545

Client Name: Colorado Oil & Gas Conservation Commission

ClientProject ID: TBAL

Instrument ID: ICPTTrace2

Active Date: 03/02/2010

Expiration Date: 05/31/2015

CASNO	Target Analyte	Concentration (ppm)
7429-90-5	ALUMINUM	500
7440-36-0	ANTIMONY	2
7440-38-2	ARSENIC	5
7440-39-3	BARIUM	10
7440-41-7	BERYLLIUM	1
7440-42-8	BORON	10
7440-43-9	CADMIUM	5
7440-70-2	CALCIUM	500
7440-47-3	CHROMIUM	10
7440-48-4	COBALT	5
7440-50-8	COPPER	10
7439-89-6	IRON	200
7439-92-1	LEAD	10
7439-93-2	LITHIUM	5
7439-95-4	MAGNESIUM	500
7439-96-5	MANGANESE	10
7439-98-7	MOLYBDENUM	10
7440-02-0	NICKEL	10
7723-14-0	PHOSPHORUS	50
7440-09-7	POTASSIUM	250
7782-49-2	SELENIUM	5
7440-21-3	SILICON	50
7440-22-4	SILVER	2
7440-23-5	SODIUM	150
7440-24-6	STRONTIUM	10
7704-34-9	SULFUR	50
7440-28-0	THALLIUM	5
7440-29-1	THORIUM	1
7440-61-1	URANIUM	50
7440-62-2	VANADIUM	5

Metals Linear Ranges

Lab Name: ALS Environmental -- FC

Work Order Number: 1308545

Client Name: Colorado Oil & Gas Conservation Commission

ClientProject ID: TBAL

Instrument ID: ICPTace2

Active Date: 03/02/2010

Expiration Date: 05/31/2015

7440-66-6	ZINC	10
-----------	------	----

ICP Interelement Correction Factors

Lab Name: ALS Environmental -- FC
 Work Order Number: 1308545
 Client Name: Colorado Oil & Gas Conservation Commission
 ClientProject ID: TBAL

Instrument ID: ICPTTrace2
 Active Date: 5/16/2013
 Expiration Date: 5/16/2014

Analyte	Lamda (nm)	Al	Sb	As	Ba	Be	Cd	Ca	Cr	Co	Cu	Fe	Pb	Mg	Mn	Ni	Th
ALUMINIUM																	
ANTIMONY									0.0033								
BERYLLIUM																	
CADMIUM				0.0068507													
CHROMIUM																	
COBALT					-0.001400												
COPPER																	
LEAD		0.000134										0.000086					
SELENIUM												-0.000148					
SILICON																	
SILVER																	
THALLIUM												-0.00069			-0.00137		
URANIUM												0.000764					
VANADIUM									-0.0014			-0.000244					

ICP Interelement Correction Factors

Lab Name: ALS Environmental -- FC
Work Order Number: 1308545
Client Name: Colorado Oil & Gas Conservation Commission
ClientProject ID: TBAL

Instrument ID: ICPTTrace2
Active Date: 5/16/2013
Expiration Date: 5/16/2014

Analyte	Lamda (nm)	K	Se	Ag	Na	Ti	V	Zn	Sn	Ti	Mo	Li	Sr	B	Si	U	Zr
ALUMINUM							0.0125517				0.0033239					-0.0145	
ANTIMONY											-0.005606						
BERYLLIUM							0.00275									0.0001	
CADMIUM																	
CHROMIUM																0.0006733	
COBALT										0.002105							
COPPER																0.000281	
LEAD										-0.000532	-0.001621					0.0007168	
SELENIUM																-0.000588	
SILICON										0.0009037	-0.004063					0.000318	
SILVER																0.0006982	0.0038966
THALLIUM							0.0026359			0.00002						-0.000582	
URANIUM																	
VANADIUM																	

ICPTrace2 Run Log -- 9/5/2013

Instrument ID: ICPTrace2

File Name: 130905A.

AnalRunID: IT130905-2A1

CalibRefID: IT130905-2A1

Comment	Field ID	Lab ID	DF	Date Analyzed	Time Analyzed
		RINSE	1	9/5/2013	09:56
		RINSE	1	9/5/2013	09:57
		MIXAHIGH	1	9/5/2013	10:29
		MIXBHIGH	1	9/5/2013	10:31
		MIXCHIGH	1	9/5/2013	10:32
		ICV	1	9/5/2013	10:48
		ICB	1	9/5/2013	10:53
		CRI1	1	9/5/2013	10:56
		ICSA1	1	9/5/2013	10:58
		ICSAB1	1	9/5/2013	11:00
		CCV1	1	9/5/2013	11:01
		CCB1	1	9/5/2013	11:03
		IP130904-1MB	1	9/5/2013	11:05
		IP130904-1LCS	1	9/5/2013	11:06
		1307497-3	1	9/5/2013	11:08
		1307497-3DUP	1	9/5/2013	11:09
		ZZZZZZ	1	9/5/2013	11:11
		ZZZZZZ	1	9/5/2013	11:12
		1307497-22	1	9/5/2013	11:14
		F130903-1MB	1	9/5/2013	11:47
		F130903-1LCS	1	9/5/2013	11:51
		1308461-2	1	9/5/2013	11:53
		CCV2	1	9/5/2013	11:57
		CCB2	1	9/5/2013	11:59
		1308461-2DUP	1	9/5/2013	12:00
		1308461-2SER	5	9/5/2013	12:04
- S		1308461-2MS	1	9/5/2013	12:08
- S		1308461-2MSD	1	9/5/2013	12:09
		1308461-3	1	9/5/2013	12:14
- Na,S		1308488-1	1	9/5/2013	12:15
		1308488-2	1	9/5/2013	12:17
		1308488-3	1	9/5/2013	12:21
		1308488-4	1	9/5/2013	12:23
		1308488-4DUP	1	9/5/2013	12:24
		CCV3	1	9/5/2013	12:26

Data Package ID: IT1308545-1

ICPTrace2 Run Log -- 9/5/2013

Instrument ID: ICPTrace2
 File Name: 130905A.
 AnalRunID: IT130905-2A1
 CalibRefID: IT130905-2A1

Comment	Field ID	Lab ID	DF	Date Analyzed	Time Analyzed
		CCB3	1	9/5/2013	12:27
		1308488-4SER	5	9/5/2013	12:30
		1308488-4MS	1	9/5/2013	12:32
		1308488-4MSD	1	9/5/2013	12:34
- Na,S		1308515-1	1	9/5/2013	12:36
		1308515-2	1	9/5/2013	12:37
		1308515-3	1	9/5/2013	12:39
	704681 Dolores WW	1308545-1	1	9/5/2013	12:40
	705737 Dolores MW	1308545-3	1	9/5/2013	12:42
		1308474-1	1	9/5/2013	12:43
Ag,Al,As,B,Ba,Be,Bi,Ca,Cd,Co,Cr,Cu,Fe,K,Li,Mg,Mn,Mo,Na,Ni,P,Pb,S,Sb,Se,Si,Sn,Sr,Ti,Tl,U,V,Zn,Zr		1308461-2	10	9/5/2013	12:45
		CCV4	1	9/5/2013	12:47
		CCB4	1	9/5/2013	12:48
Ag,Al,As,B,Ba,Be,Bi,Ca,Cd,Co,Cr,Cu,Fe,K,Li,Mg,Mn,Mo,Na,Ni,P,Pb,S,Sb,Se,Si,Sn,Sr,Ti,Tl,U,V,Zn,Zr		1308461-2DUP	10	9/5/2013	12:50
Ag,Al,As,B,Ba,Be,Bi,Ca,Cd,Co,Cr,Cu,Fe,K,Li,Mg,Mn,Mo,Na,Ni,P,Pb,S,Sb,Se,Si,Sn,Sr,Ti,Tl,U,V,Zn,Zr		1308461-2SER	50	9/5/2013	12:51
Ag,Al,As,B,Ba,Be,Bi,Ca,Cd,Co,Cr,Cu,Fe,K,Li,Mg,Mn,Mo,Na,Ni,P,Pb,Sb,Se,Si,Sn,Sr,Ti,Tl,U,V,Zn,Zr		1308461-2MS	10	9/5/2013	12:53
Ag,Al,As,B,Ba,Be,Bi,Ca,Cd,Co,Cr,Cu,Fe,K,Li,Mg,Mn,Mo,Na,Ni,P,Pb,Sb,Se,Si,Sn,Sr,Ti,Tl,U,V,Zn,Zr		1308461-2MSD	10	9/5/2013	12:55
		ZZZZZZ	1	9/5/2013	12:56
		ZZZZZZ	1	9/5/2013	12:58
Ag,Al,As,B,Ba,Be,Bi,Ca,Cd,Co,Cr,Cu,Fe,K,Li,Mg,Mn,Mo,Na,Ni,P,Pb,S,Sb,Se,Si,Sn,Sr,Ti,Tl,U,V,Zn,Zr		1308461-1A	1	9/5/2013	12:59
Ag,Al,As,B,Ba,Be,Bi,Ca,Cd,Co,Cr,Cu,Fe,K,Li,Mg,Mn,Mo,Ni,P,Pb,Sb,Se,Si,Sn,Sr,Ti,Tl,U,V,Zn,Zr		1308488-1	10	9/5/2013	13:14
Ag,Al,As,B,Ba,Be,Bi,Ca,Cd,Co,Cr,Cu,Fe,K,Li,Mg,Mn,Mo,Ni,P,Pb,Sb,Se,Si,Sn,Sr,Ti,Tl,U,V,Zn,Zr		1308515-1	10	9/5/2013	13:15
		IP130904-5MB	1	9/5/2013	13:22
		CCV5	1	9/5/2013	13:24
		CCB5	1	9/5/2013	13:26
		IP130904-5LCS	1	9/5/2013	13:27
		1308381-2	1	9/5/2013	13:29
		1308381-2DUP	1	9/5/2013	13:30
		1308381-2SER	5	9/5/2013	13:32
		1308381-2MS	1	9/5/2013	13:33
		1308381-2MSD	1	9/5/2013	13:35
		1308381-3	1	9/5/2013	13:36
		1308381-4	1	9/5/2013	13:38
		1308381-5	1	9/5/2013	13:39
		1308381-5DUP	1	9/5/2013	13:41

Data Package ID: IT1308545-1

ICPTrace2 Run Log -- 9/5/2013

Instrument ID: ICPTrace2
 File Name: 130905A.
 AnalRunID: IT130905-2A1
 CalibRefID: IT130905-2A1

Comment	Field ID	Lab ID	DF	Date Analyzed	Time Analyzed
		CCV6	1	9/5/2013	13:43
		CCB6	1	9/5/2013	13:49
		1308381-5SER	5	9/5/2013	13:50
		1308381-5MS	1	9/5/2013	13:52
		1308381-5MSD	1	9/5/2013	13:53
		1308381-6	1	9/5/2013	13:55
		1308381-7	1	9/5/2013	13:56
- Mg,Na,S,Sr		1308401-1	1	9/5/2013	13:58
- Ca,Na,S		1308401-2	1	9/5/2013	13:59
- Mg,Na,S,Sr		1308401-3	1	9/5/2013	14:01
- Ca,Na,S		1308401-4	1	9/5/2013	14:02
		1308429-2	1	9/5/2013	14:04
		CCV7	1	9/5/2013	14:07
		CCB7	1	9/5/2013	14:10
		1308429-3	1	9/5/2013	14:12
		1308429-4	1	9/5/2013	14:14
		1308429-5	1	9/5/2013	14:15
- Ca,S		1308536-1	1	9/5/2013	14:17
- Ca,S		1308536-2	1	9/5/2013	14:18
		1308505-2	1	9/5/2013	14:20
		1308505-3	1	9/5/2013	14:21
		1308505-4	1	9/5/2013	14:23
		1308505-5	1	9/5/2013	14:24
Ag,Al,As,B,Ba,Be,Bi,Cd,Co,Cr,Cu,Fe,K,Li,Mn,Mo,Ni,P,Pb,S,Sb,Se,Si,Sn,Sr,Ti,U,V,Zn,Zr		1308401-1	10	9/5/2013	14:26
		CCV8	1	9/5/2013	14:29
		CCB8	1	9/5/2013	14:30
Ag,Al,As,B,Ba,Be,Bi,Cd,Co,Cr,Cu,Fe,K,Li,Mg,Mn,Mo,Ni,P,Pb,S,Sb,Se,Si,Sn,Sr,Ti,U,V,Zn,Zr		1308401-2	10	9/5/2013	14:32
Ag,Al,As,B,Ba,Be,Bi,Cd,Co,Cr,Cu,Fe,K,Li,Mn,Mo,Ni,P,Pb,S,Sb,Se,Si,Sn,Sr,Ti,U,V,Zn,Zr		1308401-3	10	9/5/2013	14:33
Ag,Al,As,B,Ba,Be,Bi,Cd,Co,Cr,Cu,Fe,K,Li,Mg,Mn,Mo,Ni,P,Pb,S,Sb,Se,Si,Sn,Sr,Ti,U,V,Zn,Zr		1308401-4	10	9/5/2013	14:35
Ag,Al,As,B,Ba,Be,Bi,Cd,Co,Cr,Cu,Fe,K,Li,Mg,Mn,Mo,Ni,P,Pb,S,Sb,Se,Si,Sn,Sr,Ti,U,V,Zn,Zr		1308536-1	10	9/5/2013	14:38
Ag,Al,As,B,Ba,Be,Bi,Cd,Co,Cr,Cu,Fe,K,Li,Mg,Mn,Mo,Ni,P,Pb,S,Sb,Se,Si,Sn,Sr,Ti,U,V,Zn,Zr		1308536-2	10	9/5/2013	14:39
		IP130904-6MB	1	9/5/2013	14:41
		IP130904-6LCS	1	9/5/2013	14:42
- Ca,Na,S		1308412-1	1	9/5/2013	14:44
- Ca,Na,S		1308412-2	1	9/5/2013	14:45

Data Package ID: IT1308545-1

ICPTrace2 Run Log -- 9/5/2013

Instrument ID: ICPTrace2
 File Name: 130905A.
 AnalRunID: IT130905-2A1
 CalibRefID: IT130905-2A1

Comment	Field ID	Lab ID	DF	Date Analyzed	Time Analyzed
- Na,S		1308412-3	1	9/5/2013	14:47
		CCV9	1	9/5/2013	14:48
		CCB9	1	9/5/2013	14:50
- Mn,Na,S,Tl		1308412-4	1	9/5/2013	14:52
- Mn,Na,S,Tl		1308412-5	1	9/5/2013	14:53
- Ca,Na,S		1308412-6	1	9/5/2013	14:55
- Ca,Na,S		1308412-7	1	9/5/2013	14:56
- Ca,Na,S		1308412-11	1	9/5/2013	14:58
- Ca,Na,S		1308412-11DUP	1	9/5/2013	14:59
- Ca,Na,S		1308412-11SER	5	9/5/2013	15:01
- Ca,Na,S		1308412-11MS	1	9/5/2013	15:02
- Ca,Na,S		1308412-11MSD	1	9/5/2013	15:04
- Fe,Na,Pb,Se,Tl,U,V		1308112-1	1	9/5/2013	15:05
		CCV10	1	9/5/2013	15:07
		CCB10	1	9/5/2013	15:11
- Na,S		1308441-1	1	9/5/2013	15:12
- Na,S		1308441-1DUP	1	9/5/2013	15:14
- Na,S		1308441-1SER	5	9/5/2013	15:15
- Mg,Na,S		1308441-1MS	1	9/5/2013	15:17
- Na,S		1308441-1MSD	1	9/5/2013	15:18
- Na,S		1308441-2	1	9/5/2013	15:20
- Mg,Mn,Na,S,Tl		1308441-3	1	9/5/2013	15:21
- Ca,Mn,Na,S,Tl		1308441-5	1	9/5/2013	15:23
- Ca,Mn,Na,S,Tl		1308441-5DUP	1	9/5/2013	15:25
- Ca,Mn,Na,S,Tl		1308441-5SER	5	9/5/2013	15:26
		CCV11	1	9/5/2013	15:28
		CCB11	1	9/5/2013	15:31
- Ca,Mn,Na,S,Tl		1308441-5MS	1	9/5/2013	15:33
- Ca,Mn,Na,S,Tl		1308441-5MSD	1	9/5/2013	15:35
- Mg,Na,S		1308441-7	1	9/5/2013	15:36
		1308510-6	1	9/5/2013	15:39
		1308510-6DUP	1	9/5/2013	15:40
		1308510-6SER	5	9/5/2013	15:42
		1308510-6MS	1	9/5/2013	15:43
		1308510-6MSD	1	9/5/2013	15:45

Data Package ID: IT1308545-1

ICPTrace2 Run Log -- 9/5/2013

Instrument ID: ICPTrace2

File Name: 130905A.

AnalRunID: IT130905-2A1

CalibRefID: IT130905-2A1

Comment	Field ID	Lab ID	DF	Date Analyzed	Time Analyzed
		1308510-7	1	9/5/2013	15:47
- Ba,Co,Na,Sr		1308514-1	1	9/5/2013	15:49
		CCV12	1	9/5/2013	15:59
		CCB12	1	9/5/2013	16:03
- Ba,Ca,Co,Na,Sr		1308542-1	1	9/5/2013	16:04
Ag,Al,As,B,Be,Bi,Ca,Cd,Cr,Cu,Fe,K,Li,Mg,Mn,Mo,Na,Ni,P,Pb,S,Sb,Se,Si,Sn,Ti,Tl,U,V,Zn,Zr		1308514-1	10	9/5/2013	16:10
Ag,Al,As,B,Be,Bi,Cd,Cr,Cu,Fe,K,Li,Mg,Mn,Mo,Na,Ni,P,Pb,S,Sb,Se,Si,Sn,Ti,Tl,U,V,Zn,Zr		1308542-1	10	9/5/2013	16:11
		IP130904-3MB	1	9/5/2013	16:13
		IP130904-3LCS	1	9/5/2013	16:14
- Na		1308472-1	1	9/5/2013	16:16
- Na		1308472-1DUP	1	9/5/2013	16:18
- Na		1308472-1SER	5	9/5/2013	16:19
- Na		1308472-1MS	1	9/5/2013	16:21
- Na		1308472-1MSD	1	9/5/2013	16:22
		CCV13	1	9/5/2013	16:25
		CCB13	1	9/5/2013	16:28
		1308475-1	1	9/5/2013	16:30
		1308475-2	1	9/5/2013	16:31
- S		1308499-1	1	9/5/2013	16:33
- S		1308499-2	1	9/5/2013	16:35
		1308525-1	1	9/5/2013	16:36
		1308525-2	1	9/5/2013	16:38
		EX130903-9MB	1	9/5/2013	16:39
		EX130903-9LCS	1	9/5/2013	16:41
		1308526-13	1	9/5/2013	16:42
		1308526-13DUP	1	9/5/2013	16:44
		CCV14	1	9/5/2013	16:46
		CCB14	1	9/5/2013	16:47
		1308526-13SER	5	9/5/2013	16:49
		1308526-13MS	1	9/5/2013	16:51
		1308526-13MSD	1	9/5/2013	16:52
		1308549-2	1	9/5/2013	16:54
		1308570-6	1	9/5/2013	16:55
		1308570-7	1	9/5/2013	16:57
		1308570-8	1	9/5/2013	16:58

Data Package ID: IT1308545-1

ICPTrace2 Run Log -- 9/5/2013

Instrument ID: ICPTrace2

File Name: 130905A.

AnalRunID: IT130905-2A1

CalibRefID: IT130905-2A1

Comment	Field ID	Lab ID	DF	Date Analyzed	Time Analyzed
		1308570-9	1	9/5/2013	17:00
		1308570-10	1	9/5/2013	17:01
- Na		EX130903-8MB	1	9/5/2013	17:07
		CCV15	1	9/5/2013	17:08
		CCB15	1	9/5/2013	17:10
- Na		EX130903-8LCS	1	9/5/2013	17:12
- Na		1308526-12	1	9/5/2013	17:13
- Na		1308526-12DUP	1	9/5/2013	17:15
- Na		1308526-12SER	5	9/5/2013	17:16
- Na		1308526-12MS	1	9/5/2013	17:18
- Na		1308526-12MSD	1	9/5/2013	17:19
		CRI2	1	9/5/2013	17:23
		ICSA2	1	9/5/2013	17:27
		ICSAB2	1	9/5/2013	17:28
		CCV16	1	9/5/2013	17:30
		CCB16	1	9/5/2013	17:31

Data Package ID: IT1308545-1

Metals by 200.8

Method EPA200.8 Revision 5.4

Method Blank

Lab Name: ALS Environmental -- FC

Work Order Number: 1308545

Client Name: Colorado Oil & Gas Conservation Commission

ClientProject ID: TBAL

Lab ID: F130903-1MB

Sample Matrix: WATER

% Moisture: N/A

Date Collected: N/A

Date Extracted: 04-Sep-13

Date Analyzed: 05-Sep-13

Prep Batch: IP130904-2

QCBatchID: IP130904-2-5

Run ID: IM130905-10A2

Cleanup: NONE

Basis: N/A

File Name: 003SMPL.

Sample Aliquot: 50 ml

Final Volume: 50 ml

Result Units: MG/L

Clean DF: 1

CASNO	Target Analyte	DF	Result	RptLimit LOD/LOQ	MDL	Result Qualifier	EPA Qualifier
7429-90-5	ALUMINUM	10	0.015	0.05	0.015	U	
7440-36-0	ANTIMONY	10	0.0001	0.0003	0.0001	U	
7440-38-2	ARSENIC	10	0.0006	0.002	0.0006	U	
7440-39-3	BARIUM	10	0.00031	0.001	0.0003	B	
7440-43-9	CADMIUM	10	0.00012	0.0003	0.00012	U	
7440-45-1	CERIUM	10	-0.00011	0.0003	0.00009	B	
7440-48-4	COBALT	10	0.0003	0.001	0.0003	U	
7440-50-8	COPPER	10	0.003	0.01	0.003	U	
7439-91-0	LANTHANUM	10	0.00009	0.0003	0.00009	U	
7439-92-1	LEAD	10	0.00015	0.0005	0.00015	U	
7439-96-5	MANGANESE	10	0.0006	0.002	0.0006	U	
7439-98-7	MOLYBDENUM	10	0.0005	0.001	0.0005	U	
7440-00-8	NEODYMIUM	10	0.00009	0.0003	0.00009	U	
7440-10-0	PRASEODYMIUM	10	0.00009	0.0003	0.00009	U	
7782-49-2	SELENIUM	10	0.0005	0.001	0.0005	U	
7440-22-4	SILVER	10	0.00003	0.0001	0.00003	U	
7440-23-5	SODIUM	10	0.3	1	0.3	U	
7440-24-6	STRONTIUM	10	0.003	0.001	0.0003		
7440-28-0	THALLIUM	10	0.00008	0.0002	0.00006	B	
7440-29-1	THORIUM	10	0.00006	0.0002	0.00006	U	
7440-61-1	URANIUM	10	0.00003	0.0001	0.00003	U	
7440-65-5	YTTRIUM	10	0.00009	0.0003	0.00009	U	
7440-66-6	ZINC	10	-0.012	0.02	0.006	B	

Data Package ID: im1308545-1

Date Printed: Monday, September 09, 2013

ALS Environmental -- FC

Page 1 of 2

LIMS Version: 6.658

Metals by 200.8

Method EPA200.8 Revision 5.4

Laboratory Control Sample

Lab Name: ALS Environmental -- FC

Work Order Number: 1308545

Client Name: Colorado Oil & Gas Conservation Commission

ClientProject ID: TBAL

Lab ID: FM130903-1LCS

Sample Matrix: WATER

% Moisture: N/A

Date Collected: N/A

Date Extracted: 09/04/2013

Date Analyzed: 09/05/2013

Prep Method: EPA200.22.8

Prep Batch: IP130904-2

QCBatchID: IP130904-2-5

Run ID: IM130905-10A2

Cleanup: NONE

Basis: N/A

File Name: 004SMPL.

Sample Aliquot: 50 ml

Final Volume: 50 ml

Result Units: MG/L

Clean DF: 1

CASNO	Target Analyte	Spike Added	LCS Result	Reporting Limit	Result Qualifier	LCS % Rec.	Control Limits
7429-90-5	ALUMINUM	10	9.63	0.05		96	85 - 115%
7440-36-0	ANTIMONY	0.06	0.0654	0.0003		109	85 - 115%
7440-38-2	ARSENIC	0.2	0.202	0.002		101	85 - 115%
7440-39-3	BARIUM	0.2	0.21	0.001		105	85 - 115%
7440-43-9	CADMIUM	0.06	0.0636	0.0003		106	85 - 115%
7440-45-1	CERIUM	0.06	0.0646	0.0003		108	85 - 115%
7440-48-4	COBALT	0.2	0.204	0.001		102	85 - 115%
7440-50-8	COPPER	2	2.06	0.01		103	85 - 115%
7439-91-0	LANTHANUM	0.06	0.0602	0.0003		100	85 - 115%
7439-92-1	LEAD	0.1	0.108	0.0005		108	85 - 115%
7439-96-5	MANGANESE	0.4	0.41	0.002		102	85 - 115%
7439-98-7	MOLYBDENUM	0.2	0.199	0.001		100	85 - 115%
7440-00-8	NEODYMIUM	0.06	0.0636	0.0003		106	85 - 115%
7440-10-0	PRASEODYMIUM	0.06	0.0628	0.0003		105	85 - 115%
7782-49-2	SELENIUM	0.2	0.217	0.001		108	85 - 115%
7440-22-4	SILVER	0.02	0.0221	0.0001		110	85 - 115%
7440-23-5	SODIUM	20	22.5	1		113	85 - 115%
7440-24-6	STRONTIUM	0.2	0.216	0.001		108	85 - 115%
7440-28-0	THALLIUM	0.004	0.00431	0.0002		108	85 - 115%
7440-29-1	THORIUM	0.02	0.0212	0.0002		106	85 - 115%
7440-61-1	URANIUM	0.02	0.0212	0.0001		106	85 - 115%
7440-65-5	YTTRIUM	0.06	0.0608	0.0003		101	85 - 115%
7440-66-6	ZINC	4	4.03	0.02		101	85 - 115%

Data Package ID: im1308545-1

Date Printed: Monday, September 09, 2013

ALS Environmental -- FC

Page 1 of 2

LIMS Version: 6.658

Prep Batch ID: IP130904-2

Start Date: 09/04/13

End Date: 09/04/13

Concentration Method: NONE

Batch Created By: REM

Start Time: 9:00

End Time: 18:00

Extract Method: EPA200.22.8

Date Created: 09/05/13

Prep Analyst: Ross Miller

Initial Volume Units: ml

Time Created: 8:08

Comments:

Final Volume Units: ml

Validated By: REM

Date Validated: 09/06/13

Time Validated: 8:34

QC Batch ID: IP130904-2-5

Lab ID	QC Type	Field ID	Matrix	Date Collected	Initial Wt/Vol	Final Wt/Vol	Cleanup Method	Cleanup DF	Order Number
F130903-1	MB	XXXXXX	WATER	XXXXXX	50	50	NONE	1	1308488
FM130903-1	LCS	XXXXXX	WATER	XXXXXX	50	50	NONE	1	1308488
1308488-4	MS	XXXXXX	WATER	XXXXXX	50	50	NONE	1	1308488
1308488-4	MSD	XXXXXX	WATER	XXXXXX	50	50	NONE	1	1308488
1308488-4	DUP	XXXXXX	WATER	XXXXXX	50	50	NONE	1	1308488
1308488-1	SMP	XXXXXX	WATER	XXXXXX	50	50	NONE	1	1308488
1308488-2	SMP	XXXXXX	WATER	XXXXXX	50	50	NONE	1	1308488
1308488-3	SMP	XXXXXX	WATER	XXXXXX	50	50	NONE	1	1308488
1308488-4	SMP	XXXXXX	WATER	XXXXXX	50	50	NONE	1	1308488
1308515-1	SMP	XXXXXX	WATER	XXXXXX	50	50	NONE	1	1308515
1308515-2	SMP	XXXXXX	WATER	XXXXXX	50	50	NONE	1	1308515
1308515-3	SMP	XXXXXX	WATER	XXXXXX	50	50	NONE	1	1308515
1308545-1	SMP	704681 Dolores WW	WATER	8/29/2013	50	50	NONE	1	1308545
1308545-3	SMP	705737 Dolores MW	WATER	8/29/2013	50	50	NONE	1	1308545

QC Types

CAR	Carrier reference sample	DUP	Laboratory Duplicate
LCS	Laboratory Control Sample	LCSD	Laboratory Control Sample Duplicat
MB	Method Blank	MS	Laboratory Matrix Spike
MSD	Laboratory Matrix Spike Duplicate	REP	Sample replicate
RVS	Reporting Level Verification Standar	SMP	Field Sample
SYS	Sample Yield Spike		

Metals by 200.8

Method EPA200.8

Calibration Verifications

Lab Name: ALS Environmental -- FC

Work Order Number: 1308545

Client Name: Colorado Oil & Gas Conservation Commission

ClientProject ID: TBAL

Lab ID: ICV

QC Type: Initial Calibration

File Name: 008SMPL_

Run ID: IM130905-10A2

Date Analyzed: 09/05/2013

Time Analyzed: 12:20

Result Units: MG/L

CASNO	Target Analyte	Spike Added	Result	Reporting Limit	Result Qualifier	% Rec.	Control Limits
7429-90-5	ALUMINUM	1	0.999	0.005		100	90 - 110%
7440-36-0	ANTIMONY	0.006	0.00583	0.00003		97	90 - 110%
7440-38-2	ARSENIC	0.02	0.0197	0.0002		98	90 - 110%
7440-39-3	BARIUM	0.02	0.0204	0.0001		102	90 - 110%
7440-43-9	CADMIUM	0.006	0.00595	0.00003		99	90 - 110%
7440-45-1	CERIUM	0.006	0.00583	0.00003		97	90 - 110%
7440-48-4	COBALT	0.02	0.0200	0.0001		100	90 - 110%
7440-50-8	COPPER	0.2	0.204	0.001		102	90 - 110%
7439-91-0	LANTHANUM	0.006	0.00574	0.00003		96	90 - 110%
7439-92-1	LEAD	0.01	0.0104	0.00005		104	90 - 110%
7439-96-5	MANGANESE	0.04	0.0398	0.0002		99	90 - 110%
7439-98-7	MOLYBDENUM	0.02	0.0193	0.0001		97	90 - 110%
7440-00-8	NEODYMIUM	0.006	0.00582	0.00003		97	90 - 110%
7440-10-0	PRASEODYMIUM	0.006	0.00581	0.00003		97	90 - 110%
7782-49-2	SELENIUM	0.02	0.0193	0.0001		97	90 - 110%
7440-22-4	SILVER	0.002	0.00197	0.00001		98	90 - 110%
7440-23-5	SODIUM	20	20.3	0.1		102	90 - 110%
7440-24-6	STRONTIUM	0.02	0.0195	0.0001		98	90 - 110%
7440-28-0	THALLIUM	0.0004	0.000410	0.00002		102	90 - 110%
7440-29-1	THORIUM	0.002	0.00195	0.00002		97	90 - 110%
7440-61-1	URANIUM	0.002	0.00197	0.00001		98	90 - 110%
7440-65-5	YTTRIUM	0.006	0.00593	0.00003		99	90 - 110%
7440-66-6	ZINC	0.4	0.406	0.002		101	90 - 110%

Data Package ID: im1308545-1

Date Printed: Monday, September 09, 2013

ALS Environmental -- FC

LIMS Version: 6.658

Page 1 of 5

Metals by 200.8

Method EPA200.8 Calibration Verifications

Lab Name: ALS Environmental -- FC

Work Order Number: 1308545

Client Name: Colorado Oil & Gas Conservation Commission

ClientProject ID: TBAL

Lab ID: CCV1

QC Type: Continuing Calibration

File Name: 001SMPL.

Run ID: IM130905-10A2

Date Analyzed: 09/05/2013

Time Analyzed: 13:34

Result Units: MG/L

CASNO	Target Analyte	Spike Added	Result	Reporting Limit	Result Qualifier	% Rec.	Control Limits
7429-90-5	ALUMINUM	0.5	0.492	0.005		98	90 - 110%
7440-36-0	ANTIMONY	0.003	0.00293	0.00003		98	90 - 110%
7440-38-2	ARSENIC	0.01	0.0100	0.0002		100	90 - 110%
7440-39-3	BARIUM	0.01	0.00972	0.0001		97	90 - 110%
7440-43-9	CADMIUM	0.003	0.00308	0.00003		103	90 - 110%
7440-45-1	CERIUM	0.003	0.00299	0.00003		100	90 - 110%
7440-48-4	COBALT	0.01	0.00998	0.0001		100	90 - 110%
7440-50-8	COPPER	0.1	0.102	0.001		102	90 - 110%
7439-91-0	LANTHANUM	0.003	0.00295	0.00003		98	90 - 110%
7439-92-1	LEAD	0.005	0.00497	0.00005		99	90 - 110%
7439-96-5	MANGANESE	0.02	0.0198	0.0002		99	90 - 110%
7439-98-7	MOLYBDENUM	0.01	0.00961	0.0001		96	90 - 110%
7440-00-8	NEODYMIUM	0.003	0.00303	0.00003		101	90 - 110%
7440-10-0	PRASEODYMIUM	0.003	0.00300	0.00003		100	90 - 110%
7782-49-2	SELENIUM	0.01	0.0102	0.0001		102	90 - 110%
7440-22-4	SILVER	0.001	0.00102	0.00001		102	90 - 110%
7440-23-5	SODIUM	10	10.5	0.1		105	90 - 110%
7440-24-6	STRONTIUM	0.01	0.00999	0.0001		100	90 - 110%
7440-28-0	THALLIUM	0.0002	0.000208	0.00002		104	90 - 110%
7440-29-1	THORIUM	0.001	0.000940	0.00002		94	90 - 110%
7440-61-1	URANIUM	0.001	0.000962	0.00001		96	90 - 110%
7440-65-5	YTTRIUM	0.003	0.00289	0.00003		96	90 - 110%
7440-66-6	ZINC	0.2	0.200	0.002		100	90 - 110%

Data Package ID: im1308545-1

Date Printed: Monday, September 09, 2013

ALS Environmental -- FC

LIMS Version: 6.658

Page 2 of 5

Metals by 200.8

Method EPA200.8 Calibration Verifications

Lab Name: ALS Environmental -- FC

Work Order Number: 1308545

Client Name: Colorado Oil & Gas Conservation Commission

ClientProject ID: TBAL

Lab ID: CCV2

QC Type: Continuing Calibration

File Name: 013SMPL.

Run ID: IM130905-10A2

Date Analyzed: 09/05/2013

Time Analyzed: 14:07

Result Units: MG/L

CASNO	Target Analyte	Spike Added	Result	Reporting Limit	Result Qualifier	% Rec.	Control Limits
7429-90-5	ALUMINUM	0.5	0.497	0.005		99	90 - 110%
7440-36-0	ANTIMONY	0.003	0.00292	0.00003		97	90 - 110%
7440-38-2	ARSENIC	0.01	0.0101	0.0002		101	90 - 110%
7440-39-3	BARIUM	0.01	0.0102	0.0001		102	90 - 110%
7440-43-9	CADMIUM	0.003	0.00306	0.00003		102	90 - 110%
7440-45-1	CERIUM	0.003	0.00298	0.00003		99	90 - 110%
7440-48-4	COBALT	0.01	0.0100	0.0001		100	90 - 110%
7440-50-8	COPPER	0.1	0.102	0.001		102	90 - 110%
7439-91-0	LANTHANUM	0.003	0.00291	0.00003		97	90 - 110%
7439-92-1	LEAD	0.005	0.00501	0.00005		100	90 - 110%
7439-96-5	MANGANESE	0.02	0.0204	0.0002		102	90 - 110%
7439-98-7	MOLYBDENUM	0.01	0.00952	0.0001		95	90 - 110%
7440-00-8	NEODYMIUM	0.003	0.00293	0.00003		98	90 - 110%
7440-10-0	PRASEODYMIUM	0.003	0.00298	0.00003		99	90 - 110%
7782-49-2	SELENIUM	0.01	0.00973	0.0001		97	90 - 110%
7440-22-4	SILVER	0.001	0.000958	0.00001		96	90 - 110%
7440-23-5	SODIUM	10	10.8	0.1		108	90 - 110%
7440-24-6	STRONTIUM	0.01	0.0103	0.0001		103	90 - 110%
7440-28-0	THALLIUM	0.0002	0.000204	0.00002		102	90 - 110%
7440-29-1	THORIUM	0.001	0.000934	0.00002		93	90 - 110%
7440-61-1	URANIUM	0.001	0.000982	0.00001		98	90 - 110%
7440-65-5	YTTRIUM	0.003	0.00297	0.00003		99	90 - 110%
7440-66-6	ZINC	0.2	0.204	0.002		102	90 - 110%

Data Package ID: im1308545-1

Date Printed: Monday, September 09, 2013

ALS Environmental -- FC

Page 3 of 5

LIMS Version: 6.658

Metals by 200.8

Method EPA200.8 Calibration Verifications

Lab Name: ALS Environmental -- FC

Work Order Number: 1308545

Client Name: Colorado Oil & Gas Conservation Commission

ClientProject ID: TBAL

Lab ID: CCV3

QC Type: Continuing Calibration

File Name: 025SMPL.

Run ID: IM130905-10A2

Date Analyzed: 09/05/2013

Time Analyzed: 14:39

Result Units: MG/L

CASNO	Target Analyte	Spike Added	Result	Reporting Limit	Result Qualifier	% Rec.	Control Limits
7429-90-5	ALUMINUM	0.5	0.516	0.005		103	90 - 110%
7440-36-0	ANTIMONY	0.003	0.00294	0.00003		98	90 - 110%
7440-38-2	ARSENIC	0.01	0.0101	0.0002		101	90 - 110%
7440-39-3	BARIUM	0.01	0.0103	0.0001		103	90 - 110%
7440-43-9	CADMIUM	0.003	0.00294	0.00003		98	90 - 110%
7440-45-1	CERIUM	0.003	0.00288	0.00003		96	90 - 110%
7440-48-4	COBALT	0.01	0.0101	0.0001		101	90 - 110%
7440-50-8	COPPER	0.1	0.102	0.001		102	90 - 110%
7439-91-0	LANTHANUM	0.003	0.00296	0.00003		99	90 - 110%
7439-92-1	LEAD	0.005	0.00508	0.00005		102	90 - 110%
7439-96-5	MANGANESE	0.02	0.0207	0.0002		103	90 - 110%
7439-98-7	MOLYBDENUM	0.01	0.00952	0.0001		95	90 - 110%
7440-00-8	NEODYMIUM	0.003	0.00284	0.00003		95	90 - 110%
7440-10-0	PRASEODYMIUM	0.003	0.00281	0.00003		94	90 - 110%
7782-49-2	SELENIUM	0.01	0.0100	0.0001		100	90 - 110%
7440-22-4	SILVER	0.001	0.000958	0.00001		96	90 - 110%
7440-23-5	SODIUM	10	10.5	0.1		105	90 - 110%
7440-24-6	STRONTIUM	0.01	0.0102	0.0001		102	90 - 110%
7440-28-0	THALLIUM	0.0002	0.000201	0.00002		100	90 - 110%
7440-29-1	THORIUM	0.001	0.000989	0.00002		99	90 - 110%
7440-61-1	URANIUM	0.001	0.000999	0.00001		100	90 - 110%
7440-65-5	YTTRIUM	0.003	0.00292	0.00003		97	90 - 110%
7440-66-6	ZINC	0.2	0.203	0.002		102	90 - 110%

Data Package ID: im1308545-1

Date Printed: Monday, September 09, 2013

ALS Environmental -- FC

LIMS Version: 6.658

Page 4 of 5

Metals by 200.8

Method EPA200.8 Calibration Verifications

Lab Name: ALS Environmental -- FC

Work Order Number: 1308545

Client Name: Colorado Oil & Gas Conservation Commission

ClientProject ID: TBAL

Lab ID: CCV4

QC Type: Continuing Calibration

File Name: 029SMPL.

Run ID: IM130905-10A2

Date Analyzed: 09/05/2013

Time Analyzed: 14:49

Result Units: MG/L

CASNO	Target Analyte	Spike Added	Result	Reporting Limit	Result Qualifier	% Rec.	Control Limits
7429-90-5	ALUMINUM	0.5	0.517	0.005		103	90 - 110%
7440-36-0	ANTIMONY	0.003	0.00296	0.00003		99	90 - 110%
7440-38-2	ARSENIC	0.01	0.0100	0.0002		100	90 - 110%
7440-39-3	BARIUM	0.01	0.0100	0.0001		100	90 - 110%
7440-43-9	CADMIUM	0.003	0.00304	0.00003		101	90 - 110%
7440-45-1	CERIUM	0.003	0.00289	0.00003		96	90 - 110%
7440-48-4	COBALT	0.01	0.0102	0.0001		102	90 - 110%
7440-50-8	COPPER	0.1	0.102	0.001		102	90 - 110%
7439-91-0	LANTHANUM	0.003	0.00306	0.00003		102	90 - 110%
7439-92-1	LEAD	0.005	0.00510	0.00005		102	90 - 110%
7439-96-5	MANGANESE	0.02	0.0209	0.0002		105	90 - 110%
7439-98-7	MOLYBDENUM	0.01	0.00970	0.0001		97	90 - 110%
7440-00-8	NEODYMIUM	0.003	0.00310	0.00003		103	90 - 110%
7440-10-0	PRASEODYMIUM	0.003	0.00290	0.00003		97	90 - 110%
7782-49-2	SELENIUM	0.01	0.0101	0.0001		101	90 - 110%
7440-22-4	SILVER	0.001	0.000957	0.00001		96	90 - 110%
7440-23-5	SODIUM	10	10.8	0.1		108	90 - 110%
7440-24-6	STRONTIUM	0.01	0.0101	0.0001		101	90 - 110%
7440-28-0	THALLIUM	0.0002	0.000210	0.00002		105	90 - 110%
7440-29-1	THORIUM	0.001	0.000997	0.00002		100	90 - 110%
7440-61-1	URANIUM	0.001	0.000998	0.00001		100	90 - 110%
7440-65-5	YTTRIUM	0.003	0.00300	0.00003		100	90 - 110%
7440-66-6	ZINC	0.2	0.205	0.002		103	90 - 110%

Data Package ID: im1308545-1

Date Printed: Monday, September 09, 2013

ALS Environmental -- FC

Page 5 of 5

LIMS Version: 6.658

Metals by 200.8

Method EPA200.8

Calibration Blanks

Lab Name: ALS Environmental -- FC

Work Order Number: 1308545

Client Name: Colorado Oil & Gas Conservation Commission

ClientProject ID: TBAL

Lab ID: ICB

QC Type: Initial Calibration

Run ID: IM130905-10A2

Date Analyzed: 09/05/2013

Time Analyzed: 12:27:00 PM

Result Units: MG/L

CASNO	Target Analyte	Result	Reporting Limit	Result Qualifier
7429-90-5	ALUMINUM	0.000694	0.005	U
7440-36-0	ANTIMONY	0.0000117	0.00003	U
7440-38-2	ARSENIC	0.0000148	0.0002	U
7440-39-3	BARIUM	-0.00003	0.0001	B
7440-43-9	CADMIUM	0.0000115	0.00003	U
7440-45-1	CERIUM	-0.000013	0.00003	B
7440-48-4	COBALT	9.95E-06	0.0001	U
7440-50-8	COPPER	0.000292	0.001	B
7439-91-0	LANTHANUM	-0.000007	0.00003	B
7439-92-1	LEAD	6.82E-06	0.00005	U
7439-96-5	MANGANESE	0.0000185	0.0002	U
7439-98-7	MOLYBDENUM	0.0000321	0.0001	U
7440-00-8	NEODYMIUM	6.46E-06	0.00003	U
7440-10-0	PRASEODYMIUM	3.97E-06	0.00003	U
7782-49-2	SELENIUM	0.000072	0.0001	B
7440-22-4	SILVER	0.000004	0.00001	B
7440-23-5	SODIUM	0.015	0.1	B
7440-24-6	STRONTIUM	-0.000038	0.0001	B
7440-28-0	THALLIUM	0.000003	0.00002	B
7440-29-1	THORIUM	3.46E-06	0.00002	U
7440-61-1	URANIUM	2.92E-06	0.00001	U
7440-65-5	YTTRIUM	2.69E-06	0.00003	U
7440-66-6	ZINC	0.000413	0.002	B

Data Package ID: im1308545-1

Date Printed: Monday, September 09, 2013

ALS Environmental -- FC

Page 1 of 5

LIMS Version: 6.658

Metals by 200.8

Method EPA200.8

Calibration Blanks

Lab Name: ALS Environmental -- FC

Work Order Number: 1308545

Client Name: Colorado Oil & Gas Conservation Commission

ClientProject ID: TBAL

Lab ID: CCB1

QC Type: Continuing Calibration

Run ID: IM130905-10A2

Date Analyzed: 09/05/2013

Time Analyzed: 1:37:00 PM

Result Units: MG/L

CASNO	Target Analyte	Result	Reporting Limit	Result Qualifier
7429-90-5	ALUMINUM	0.000694	0.005	U
7440-36-0	ANTIMONY	0.0000117	0.00003	U
7440-38-2	ARSENIC	0.0000148	0.0002	U
7440-39-3	BARIUM	0.0000221	0.0001	U
7440-43-9	CADMIUM	0.0000115	0.00003	U
7440-45-1	CERIUM	-0.000015	0.00003	B
7440-48-4	COBALT	9.95E-06	0.0001	U
7440-50-8	COPPER	0.000125	0.001	U
7439-91-0	LANTHANUM	-0.000005	0.00003	B
7439-92-1	LEAD	-0.000007	0.00005	B
7439-96-5	MANGANESE	0.0000185	0.0002	U
7439-98-7	MOLYBDENUM	0.0000321	0.0001	U
7440-00-8	NEODYMIUM	6.46E-06	0.00003	U
7440-10-0	PRASEODYMIUM	3.97E-06	0.00003	U
7782-49-2	SELENIUM	0.0000325	0.0001	U
7440-22-4	SILVER	0.000003	0.00001	B
7440-23-5	SODIUM	0.00953	0.1	U
7440-24-6	STRONTIUM	0.000176	0.0001	
7440-28-0	THALLIUM	0.000012	0.00002	B
7440-29-1	THORIUM	0.000005	0.00002	B
7440-61-1	URANIUM	2.92E-06	0.00001	U
7440-65-5	YTTRIUM	2.69E-06	0.00003	U
7440-66-6	ZINC	0.000191	0.002	U

Data Package ID: im1308545-1

Date Printed: Monday, September 09, 2013

ALS Environmental -- FC

Page 2 of 5

LIMS Version: 6.658

Metals by 200.8

Method EPA200.8

Calibration Blanks

Lab Name: ALS Environmental -- FC

Work Order Number: 1308545

Client Name: Colorado Oil & Gas Conservation Commission

ClientProject ID: TBAL

Lab ID: CCB2

QC Type: Continuing Calibration

Run ID: IM130905-10A2

Date Analyzed: 09/05/2013

Time Analyzed: 2:10:00 PM

Result Units: MG/L

CASNO	Target Analyte	Result	Reporting Limit	Result Qualifier
7429-90-5	ALUMINUM	0.000694	0.005	U
7440-36-0	ANTIMONY	0.0000117	0.00003	U
7440-38-2	ARSENIC	0.0000148	0.0002	U
7440-39-3	BARIUM	0.0000221	0.0001	U
7440-43-9	CADMIUM	0.0000115	0.00003	U
7440-45-1	CERIUM	-0.000007	0.00003	B
7440-48-4	COBALT	0.00001	0.0001	B
7440-50-8	COPPER	0.000125	0.001	U
7439-91-0	LANTHANUM	3.17E-06	0.00003	U
7439-92-1	LEAD	6.82E-06	0.00005	U
7439-96-5	MANGANESE	0.000024	0.0002	B
7439-98-7	MOLYBDENUM	0.0000321	0.0001	U
7440-00-8	NEODYMIUM	6.46E-06	0.00003	U
7440-10-0	PRASEODYMIUM	3.97E-06	0.00003	U
7782-49-2	SELENIUM	0.0000325	0.0001	U
7440-22-4	SILVER	0.000003	0.00001	B
7440-23-5	SODIUM	0.00953	0.1	U
7440-24-6	STRONTIUM	0.000071	0.0001	B
7440-28-0	THALLIUM	0.000009	0.00002	B
7440-29-1	THORIUM	0.00001	0.00002	B
7440-61-1	URANIUM	2.92E-06	0.00001	U
7440-65-5	YTTRIUM	2.69E-06	0.00003	U
7440-66-6	ZINC	0.000191	0.002	U

Data Package ID: im1308545-1

Date Printed: Monday, September 09, 2013

ALS Environmental -- FC

Page 3 of 5

LIMS Version: 6.658

Metals by 200.8

Method EPA200.8

Calibration Blanks

Lab Name: ALS Environmental -- FC

Work Order Number: 1308545

Client Name: Colorado Oil & Gas Conservation Commission

ClientProject ID: TBAL

Lab ID: CCB3

QC Type: Continuing Calibration

Run ID: IM130905-10A2

Date Analyzed: 09/05/2013

Time Analyzed: 2:42:00 PM

Result Units: MG/L

CASNO	Target Analyte	Result	Reporting Limit	Result Qualifier
7429-90-5	ALUMINUM	0.000694	0.005	U
7440-36-0	ANTIMONY	0.0000117	0.00003	U
7440-38-2	ARSENIC	0.0000148	0.0002	U
7440-39-3	BARIUM	-0.000032	0.0001	B
7440-43-9	CADMIUM	0.0000115	0.00003	U
7440-45-1	CERIUM	3.17E-06	0.00003	U
7440-48-4	COBALT	9.95E-06	0.0001	U
7440-50-8	COPPER	0.000125	0.001	U
7439-91-0	LANTHANUM	3.17E-06	0.00003	U
7439-92-1	LEAD	6.82E-06	0.00005	U
7439-96-5	MANGANESE	0.000029	0.0002	B
7439-98-7	MOLYBDENUM	0.0000321	0.0001	U
7440-00-8	NEODYMIUM	6.46E-06	0.00003	U
7440-10-0	PRASEODYMIUM	3.97E-06	0.00003	U
7782-49-2	SELENIUM	0.0000325	0.0001	U
7440-22-4	SILVER	1.69E-06	0.00001	U
7440-23-5	SODIUM	0.00953	0.1	U
7440-24-6	STRONTIUM	0.000043	0.0001	B
7440-28-0	THALLIUM	0.000008	0.00002	B
7440-29-1	THORIUM	0.000008	0.00002	B
7440-61-1	URANIUM	2.92E-06	0.00001	U
7440-65-5	YTTRIUM	2.69E-06	0.00003	U
7440-66-6	ZINC	0.000194	0.002	B

Data Package ID: im1308545-1

Date Printed: Monday, September 09, 2013

ALS Environmental -- FC

Page 4 of 5

LIMS Version: 6.658

Metals by 200.8

Method EPA200.8

Calibration Blanks

Lab Name: ALS Environmental -- FC

Work Order Number: 1308545

Client Name: Colorado Oil & Gas Conservation Commission

ClientProject ID: TBAL

Lab ID: CCB4

QC Type: Continuing Calibration

Run ID: IM130905-10A2

Date Analyzed: 09/05/2013

Time Analyzed: 2:52:00 PM

Result Units: MG/L

CASNO	Target Analyte	Result	Reporting Limit	Result Qualifier
7429-90-5	ALUMINUM	0.000694	0.005	U
7440-36-0	ANTIMONY	0.0000117	0.00003	U
7440-38-2	ARSENIC	0.0000148	0.0002	U
7440-39-3	BARIUM	0.0000221	0.0001	U
7440-43-9	CADMIUM	0.0000115	0.00003	U
7440-45-1	CERIUM	-0.000004	0.00003	B
7440-48-4	COBALT	9.95E-06	0.0001	U
7440-50-8	COPPER	0.000125	0.001	U
7439-91-0	LANTHANUM	0.000007	0.00003	B
7439-92-1	LEAD	0.000007	0.00005	B
7439-96-5	MANGANESE	0.000035	0.0002	B
7439-98-7	MOLYBDENUM	0.0000321	0.0001	U
7440-00-8	NEODYMIUM	6.46E-06	0.00003	U
7440-10-0	PRASEODYMIUM	3.97E-06	0.00003	U
7782-49-2	SELENIUM	0.000036	0.0001	B
7440-22-4	SILVER	0.000005	0.00001	B
7440-23-5	SODIUM	0.00953	0.1	U
7440-24-6	STRONTIUM	0.000089	0.0001	B
7440-28-0	THALLIUM	0.000007	0.00002	B
7440-29-1	THORIUM	0.00001	0.00002	B
7440-61-1	URANIUM	2.92E-06	0.00001	U
7440-65-5	YTTRIUM	0.000003	0.00003	B
7440-66-6	ZINC	0.000191	0.002	U

Data Package ID: im1308545-1

Date Printed: Monday, September 09, 2013

ALS Environmental -- FC

Page 5 of 5

LIMS Version: 6.658

Metals by 200.8

Method EPA200.8

ICP Interference Check Sample

Lab Name: ALS Environmental -- FC

Work Order Number: 1308545

Client Name: Colorado Oil & Gas Conservation Commission

ClientProject ID: TBAL

Run ID: IM130905-10A2

Date Analyzed: 09/05/2013

Result Units: MG/L

CASNO	Target Analyte	Spike Added		Results		% Rec.
		ICSA1	ICSAB1	ICSA1	ICSAB1	
7429-90-5	ALUMINUM	10	10.5	9.23	9.63000	92
7440-36-0	ANTIMONY		0.003		0.00311	104
7440-38-2	ARSENIC		0.01		0.00999	100
7440-39-3	BARIUM		0.01		0.01020	102
7440-43-9	CADMIUM		0.003		0.00310	103
7440-45-1	CERIUM		0.003		0.00312	104
7440-48-4	COBALT		0.01		0.0101	101
7440-50-8	COPPER		0.1		0.10100	101
7439-91-0	LANTHANUM		0.003		0.00298	99
7439-92-1	LEAD		0.005		0.00528	106
7439-96-5	MANGANESE		0.02		0.02170	109
7439-98-7	MOLYBDENUM	0.2	0.21	0.182	0.189	90
7440-00-8	NEODYMIUM		0.003		0.00288	96
7440-10-0	PRASEODYMIUM		0.003		0.00302	101
7782-49-2	SELENIUM		0.01		0.00964	96
7440-22-4	SILVER		0.001		0.001	99
7440-23-5	SODIUM	25	35	25.4	35.3	101
7440-24-6	STRONTIUM		0.01		0.01080	108
7440-28-0	THALLIUM		0.0002		0.0002	99
7440-29-1	THORIUM		0.001		0.00103	103
7440-61-1	URANIUM		0.001		0.00101	101
7440-65-5	YTTRIUM		0.003		0.00301	100
7440-66-6	ZINC		0.2		0.19900	100

Data Package ID: *im1308545-1*

Date Printed: Monday, September 09, 2013

ALS Environmental -- FC

Page 1 of 1

LIMS Version: 6.658

Metals Linear Ranges

Lab Name: ALS Environmental -- FC

Work Order Number: 1308545

Client Name: Colorado Oil & Gas Conservation Commission

ClientProject ID: TBAL

Instrument ID: ICPMS2

Active Date: 04/01/2010

Expiration Date: 04/01/2015

CASNO	Target Analyte	Concentration (ppm)
7429-90-5	ALUMINUM	50
7440-36-0	ANTIMONY	0.3
7440-38-2	ARSENIC	1
7440-39-3	BARIUM	1
7440-41-7	BERYLLIUM	0.5
7440-42-8	BORON	10
7440-43-9	CADMIUM	0.3
7440-70-2	CALCIUM	500
7440-45-1	CERIUM	0.3
7440-47-3	CHROMIUM	5
7440-48-4	COBALT	1
7440-50-8	COPPER	10
7439-89-6	IRON	50
7439-91-0	LANTHANUM	0.3
7439-92-1	LEAD	0.5
7439-93-2	LITHIUM	10
7439-95-4	MAGNESIUM	100
7439-96-5	MANGANESE	2
7439-98-7	MOLYBDENUM	1
7440-00-8	NEODYMIUM	0.3
7440-02-0	NICKEL	5
7440-09-7	POTASSIUM	500
7440-10-0	PRASEODYMIUM	0.3
7782-49-2	SELENIUM	1
7440-22-4	SILVER	0.1
7440-23-5	SODIUM	1000
7440-24-6	STRONTIUM	1
7440-28-0	THALLIUM	0.02
7440-29-1	THORIUM	0.1
7440-61-1	URANIUM	0.1

Metals Linear Ranges

Lab Name: ALS Environmental -- FC

Work Order Number: 1308545

Client Name: Colorado Oil & Gas Conservation Commission

ClientProject ID: TBAL

Instrument ID: ICPMS2

Active Date: 04/01/2010

Expiration Date: 04/01/2015

7440-62-2	VANADIUM	1
7440-65-5	YTTRIUM	0.3
7440-66-6	ZINC	20

ICPMS2 Run Log -- 9/5/2013

Instrument ID: ICPMS2
 File Name: 003CALB_
 AnalRunID: IM130905-10A1
 CalibRefID: IM130905-10A1

Comment	Field ID	Lab ID	DF	Date Analyzed	Time Analyzed
		blank	1	9/5/2013	11:58
		H/1000	1	9/5/2013	12:01
		H/100	1	9/5/2013	12:05
		H/10	1	9/5/2013	12:08
		HIGH	1	9/5/2013	12:12
		ICV	1	9/5/2013	12:20
		ICB	1	9/5/2013	12:27
		ICSA1	1	9/5/2013	12:31
		ICSAB1	1	9/5/2013	12:34
		IP130904-1MB	10	9/5/2013	12:42
		IM130904-1LCS	10	9/5/2013	12:46
		IM130904-1LCSD	10	9/5/2013	12:49
Ag,Al,As,B,Ba,Be,Ca,Cd,Ce,Co,Cr,Cu,Fe,K,La,Li,Mg,Mo,Na,Nd,Ni,Pb,Pr,Sb,Se,Sn,Sr,Th,Ti,U,V,Y,Zn		1307497-3	100	9/5/2013	12:53
		1307497-3DUP	10	9/5/2013	12:56
- Mn,Tl		1307497-3	10	9/5/2013	13:00
		1307497-22	100	9/5/2013	13:03
		ZZZZZZ	1	9/5/2013	13:11
		CCV1	1	9/5/2013	13:34
		CCB1	1	9/5/2013	13:37
		F130903-1MB	10	9/5/2013	13:41
		FM130903-1LCS	10	9/5/2013	13:43
		1308461-2	10	9/5/2013	13:46
		1308461-2DUP	10	9/5/2013	13:49
		1308461-2SER	50	9/5/2013	13:51
		1308461-2MS	10	9/5/2013	13:54
		1308461-2MSD	10	9/5/2013	13:57
		1308461-3	10	9/5/2013	13:59
		1308488-1	10	9/5/2013	14:02
		1308488-2	10	9/5/2013	14:05
		CCV2	1	9/5/2013	14:07
		CCB2	1	9/5/2013	14:10
		1308488-3	10	9/5/2013	14:12
		1308488-4	10	9/5/2013	14:15
		1308488-4DUP	10	9/5/2013	14:18
		1308488-4SER	50	9/5/2013	14:20

Data Package ID: IM1308545-1

ICPMS2 Run Log -- 9/5/2013

Instrument ID: ICPMS2

File Name: 019SMPL.

AnalRunID: IM130905-10A1

CalibRefID: IM130905-10A1

Comment	Field ID	Lab ID	DF	Date Analyzed	Time Analyzed
		1308488-4MS	10	9/5/2013	14:23
		1308488-4MSD	10	9/5/2013	14:26
		1308515-1	10	9/5/2013	14:28
		1308515-2	10	9/5/2013	14:31
		1308515-3	10	9/5/2013	14:34
	704681 Dolores WW	1308545-1	10	9/5/2013	14:36
		CCV3	1	9/5/2013	14:39
		CCB3	1	9/5/2013	14:42
	705737 Dolores MW	1308545-3	10	9/5/2013	14:44
		1308474-1	10	9/5/2013	14:47
		CCV4	1	9/5/2013	14:49
		CCB4	1	9/5/2013	14:52
		IP130904-4MB	10	9/5/2013	15:26
		IP130904-4LCS	10	9/5/2013	15:28
		1308506-1	10	9/5/2013	15:31
		1308506-2	10	9/5/2013	15:33
		1308506-3	10	9/5/2013	15:35
		1308506-4	10	9/5/2013	15:38
		1308506-5	10	9/5/2013	15:40
		1308506-6	10	9/5/2013	15:42
		1308506-7	10	9/5/2013	15:45
		1308506-8	10	9/5/2013	15:47
		CCV5	1	9/5/2013	15:54
		CCB5	1	9/5/2013	15:56
		1308506-9	10	9/5/2013	15:59
		1308506-10	10	9/5/2013	16:01
		1308506-11	10	9/5/2013	16:03
		1308506-12	10	9/5/2013	16:06
		1308506-13	10	9/5/2013	16:08
		1308519-1	10	9/5/2013	16:11
		1308519-1DUP	10	9/5/2013	16:13
		1308519-1SER	50	9/5/2013	16:15
		1308519-1MS	10	9/5/2013	16:18
		1308519-1MSD	10	9/5/2013	16:20
		CCV6	1	9/5/2013	16:27

Data Package ID: IM1308545-1

ICPMS2 Run Log -- 9/5/2013

Instrument ID: ICPMS2

File Name: 024SMPL_

AnalRunID: IM130905-10A1

CalibRefID: IM130905-10A1

Comment	Field ID	Lab ID	DF	Date Analyzed	Time Analyzed
		CCB6	1	9/5/2013	16:29
		1308519-2	10	9/5/2013	16:32
		1308519-3	10	9/5/2013	16:34
		1308519-4	10	9/5/2013	16:36
		1308519-5	10	9/5/2013	16:39
		1308519-6	10	9/5/2013	16:41
		1308519-7	10	9/5/2013	16:44
		1308519-8	10	9/5/2013	16:46
		IP130904-6MB	10	9/5/2013	16:53
		IM130904-6LCS	10	9/5/2013	16:55
		1308412-1	10	9/5/2013	16:57
		CCV7	1	9/5/2013	17:04
		CCB7	1	9/5/2013	17:06
		1308412-2	10	9/5/2013	17:09
		1308412-3	10	9/5/2013	17:11
		1308412-4	10	9/5/2013	17:14
		1308412-5	10	9/5/2013	17:16
		1308412-6	10	9/5/2013	17:18
		1308412-7	10	9/5/2013	17:21
		1308412-11	10	9/5/2013	17:23
		1308412-11DUP	10	9/5/2013	17:25
		1308412-11SER	50	9/5/2013	17:28
		1308412-11MS	10	9/5/2013	17:30
		CCV8	1	9/5/2013	17:37
		CCB8	1	9/5/2013	17:39
		1308412-11MSD	10	9/5/2013	17:42
		1308441-1	10	9/5/2013	17:44
		1308441-1DUP	10	9/5/2013	17:47
		1308441-1SER	50	9/5/2013	17:49
		1308441-1MS	10	9/5/2013	17:51
		1308441-1MSD	10	9/5/2013	17:54
		1308441-2	10	9/5/2013	17:56
		1308441-3	10	9/5/2013	17:58
		1308441-5	10	9/5/2013	18:01
		1308441-5DUP	10	9/5/2013	18:03

Data Package ID: IM1308545-1

ICPMS2 Run Log -- 9/5/2013

Instrument ID: ICPMS2

File Name: 059SMPL_

AnalRunID: IM130905-10A1

CalibRefID: IM130905-10A1

Comment	Field ID	Lab ID	DF	Date Analyzed	Time Analyzed
		CCV9	1	9/5/2013	18:10
		CCB9	1	9/5/2013	18:12
		1308441-5SER	50	9/5/2013	18:15
		1308441-5MS	10	9/5/2013	18:17
		1308441-5MSD	10	9/5/2013	18:19
		1308441-7	10	9/5/2013	18:22
		1308510-6	10	9/5/2013	18:24
		1308510-6DUP	10	9/5/2013	18:27
		1308510-6SER	50	9/5/2013	18:29
		1308510-6MS	10	9/5/2013	18:31
		1308510-6MSD	10	9/5/2013	18:34
		1308510-7	10	9/5/2013	18:36
		CCV10	1	9/5/2013	18:43
		CCB10	1	9/5/2013	18:45
		1308453-1	100	9/5/2013	18:48
		1308453-2	100	9/5/2013	18:50
		1308453-3	100	9/5/2013	18:52
		1308453-4	100	9/5/2013	18:55
		1308453-5	100	9/5/2013	18:57
		1308453-6	100	9/5/2013	19:00
		1308453-7	100	9/5/2013	19:02
		1308453-8	100	9/5/2013	19:04
		1308453-9	100	9/5/2013	19:07
		1308453-10	100	9/5/2013	19:09
		CCV11	1	9/5/2013	19:16
		CCB11	1	9/5/2013	19:18
		1308453-11	100	9/5/2013	19:21
		1308453-12	100	9/5/2013	19:23
		1308453-12SER	500	9/5/2013	19:25
		1308453-12A	100	9/5/2013	19:28
		1308514-1	100	9/5/2013	19:35
		1308542-1	100	9/5/2013	19:37
		1308112-1	100	9/5/2013	19:39
		IP130904-3MB	10	9/5/2013	19:46
		IM130904-3LCS	10	9/5/2013	19:48

Data Package ID: IM1308545-1

ICPMS2 Run Log -- 9/5/2013

Instrument ID: ICPMS2

File Name: 094SMPL_

AnalRunID: IM130905-10A1

CalibRefID: IM130905-10A1

Comment	Field ID	Lab ID	DF	Date Analyzed	Time Analyzed
		1308472-1	200	9/5/2013	19:51
		CCV12	1	9/5/2013	19:58
		CCB12	1	9/5/2013	20:00
		1308472-2	200	9/5/2013	20:03
		CCV13	1	9/5/2013	20:09
		CCB13	1	9/5/2013	20:12

Data Package ID: IM1308545-1



Raw Data

HEADER INFORMATION FOR ANALYTICAL SEQUENCE 130905A

Instrument: Trace2

Analyst: Steve Workman

Analysis Date: 09/05/2013

STANDARD SOLUTION CODES

Stock A (ST130422-8) Exp. 4-22-2014		
<u>Element</u>		<u>ug/ml</u>
Al, Ca, Mg		1000
K		500
Na		300
Fe		400
Li		20
<u>Standard</u>	<u>Dilution</u>	<u>Procedure</u>
A1	1/2 of Stock A	5ml of Stock A to 10ml final volume.
A2	1/2.5 of Stock A1	2ml of Stock A1 to a 5ml final volume.
A3	1/5 of Stock A1	1ml of Stock A1 to a 5ml final volume.
A4	1/10 of A1	1ml of Standard A1 up to a 10ml final volume.
A5	1/10 of A4	1ml of Standard A4 up to a 10ml final volume.

Stock B (ST110316-5) Exp. 2-28-15		
<u>Element</u>		<u>ug/ml</u>
P, Si		100
B, Ba, Cr, Cu, Mn, Mo, Ni, Pb, Sn, Sr, Ti, Zn		20
As, Cd, Co, Se, Tl, V		10
Sb		4
Be		2

Stock Ag- 1000 ug/ml (ST100407-4) Exp. 2-28-15

Stock Th – 1000 ug/ml (ST100407-5) Exp. 2-28-15

The following dilutions of Stock Ag and Stock Th are made to provide the daily calibration Standards.

<u>Standard</u>	<u>Dilution</u>	<u>Procedure</u>
B1	1/2 of Stock B	5ml of Stock B, 0.02ml of Stock Ag and 0.02ml of Stock
	1/500 Ag and 1/500 Th	Th up to a 10ml final volume.
B2	1/10 of B1	1.0ml of Standard B1 up to a 10ml final volume.
B3	1/10 of B2	1.0ml of Standard B2 up to a 10ml final volume.

Stock C (ST120813-5) Exp. 6/30/15		
<u>Element</u>		<u>ug/ml</u>
S, U		100
Bi, Zr		10
<u>Standard</u>	<u>Dilution</u>	<u>Procedure</u>
C1	1/2 of Stock C	5ml of Stock C up to a 10ml final volume.
C2	1/10 of C1	1.0ml of Standard C1 up to a 10ml final volume.
C3	1/10 of C2	1.0ml of Standard C2 up to a 10ml final volume.

RL STD (Reporting Limit Standard) Intermediate.

(ST100301-54) Exp. 2-28-15

<u>Element</u>	<u>ug/ml</u>
K, Na	500
Ca, Mg	200
Al, U	100
B, Fe, P, S, Si	50
Li, Mo, Sn, Sr, Ti	10
Sb	8
Ni, As, Bi, Se, Tl, Zn, Zr	5
Pb	3
Ag, Ba, Co, Cr, Cu, Mn, V, Th	2
Be, Cd	1

RL STD (working standard) made daily by diluting the intermediate above 1000 fold. This working standard has concentration levels at the normal ALS-FC reporting limits for all elements except Ca, Mg and Na, K which are at 0.2ppm and 0.5ppm; this is below the normal ALS-FC reporting limit.

RL2 (working standard) made daily by diluting the intermediate above 333 fold.

Blank Solution

Double D.I. water, 3% HNO₃ and 5% HCl
Used for Std. Blank, ICB and CCB

CCV (ST120621-3) Exp. 12-18-13

<u>Element</u>	<u>ug/ml</u>
Al, Ca, Mg, K, Na	50
Fe	20
U, P, S, Si	5
B, Ba, Cr, Cu, Mn, Mo, Ni, Pb, Se, Sn, Zn, Zr	1
As, Be, Bi, Cd, Co, Li, Sb, Sr, Ti, Tl, V	0.5
Ag, Th	0.2

ICV (ST120621-3) Exp. 12-18-13

Prepared daily by diluting the CCV (described above) 1/2.
The 1/2 dilution is made by diluting 5ml of the CCV to a 10ml final volume.
The resulting concentrations are:

<u>Element</u>	<u>ug/ml</u>
Al, Ca, Mg, K, Na	25
Fe	10
U, P, S, Si	2.5
B, Ba, Cr, Cu, Mn, Mo, Ni, Pb, Se, Sn, Zn, Zr	0.5
As, Be, Bi, Cd, Co, Li, Sb, Sr, Ti, Tl, V	0.25
Ag, Th	0.1

CRI (ST120621-6) Exp. 12-18-13

Made By diluting
1.0ml of CRI Stock (ST120621-5) Exp. 12-18-13
to a 100ml final volume.

<u>Element</u>	<u>ug/ml</u>
Ca, Mg, K, Na	5.0
Al, B, Ba	0.4
Fe, U, P, S	0.2
Sb	0.12
Co, Si,, Sn, V, Th	0.1
Ni	0.08
Cu, Bi, Zr	0.05
Zn	0.04
Mn	0.03
Ag, Cr, Li, Mo, Sr, Ti, Tl	0.02
Be, Cd, As, Se,	0.01
Pb	0.006

ICSA (ST120621-1) Exp. 12-18-13

<u>Element</u>	<u>ug/ml</u>
Ca, Mg, Al	250
Fe	100

ICSAB (ST120621-2) Exp. 12-18-13

<u>Element</u>	<u>ug/ml</u>
Ca, Mg, Al	250
Fe	100
U	10

B, Si, Li, Mo, Sn, Sr, Ti, Cd, Zn, Ni, P, S	1.0
Sb	0.6
Ba, Be, Co, V, Cr, Cu, Mn, Bi, Zr	0.5
Ag	0.2
As, Tl	0.1
Se, Pb, Th	0.05

Pipette ID Numbers

1.0ml to 5.0ml --- M-55
0.1ml to 1.0ml --- M-61
0.01ml to 0.1ml --- M-57

Acid Lot Numbers

HCl – J35042
HNO₃ – J41037

Inter Element Correction Information

The following table summarizes spectral interferences that have been identified and for which IEC's are used. If a sample contains a concentration of an interfering element that exceeds the upper analytical range, and an affected element is being determined, it is necessary to dilute the sample to bring the interfering element into analytical range.

<u>Interfering Element (ug/ml)</u>	<u>Affected Element</u>
Al (500)	Pb
Mg (500)	Th
Fe (200)	Se, Tl, V, Pb, U
Si (50)	Zr
U (50)	Al, Cr, Cu, Bi, Pb, Se, Ag, Tl, Si, Be
Ba (10)	Co
Cr (10)	Sb
Cu (10)	Bi
Mn (10)	Tl
Mo (10)	Al, Si, Pb, Sb
Ti (10)	Co, Bi, Si, Sn, Tl, Pb, Zr
As (5)	Cd
V (5)	Al, Be, Tl
Zr (5)	Ag

The following table lists element concentrations (ug/ml) that no significant spectral interferences have been observed.

<u>Element</u>	<u>Concentration</u>	<u>Element</u>	<u>Concentration</u>	<u>Element</u>	<u>Concentration</u>
K	500	Se	10	Li	5
Na	500	Pb	10	Cd	5
Ca	500	Zn	10	Co	5
P	50	Sr	10	Ag	2
S	50	Sn	10	Sb	2
Ni	10	Bi	5	Be	1
B	10	Tl	5		

2X – Dilution made by diluting 2.5ml of sample up to a 5ml final volume.
3X - Dilution made by diluting 2.0ml of sample up to a 6ml final volume.
4X - Dilution made by diluting 2.0ml of sample up to a 8ml final volume.
5X - Dilution made by diluting 1.0ml of sample to a 5ml final volume.
10X - Dilution made by diluting 0.5ml of sample to a 5ml final volume.
20X – Dilution made by diluting 0.25ml of sample to a 5ml final volume.
25X – Dilution made by diluting 0.2ml of sample to a 5ml final volume.
50X – Dilution made by diluting 0.1ml of sample to a 5ml final volume.

100X – Dilution made by diluting 0.05ml of sample to a 5ml final volume.
500X – Dilution made by diluting 0.02ml of sample to a 10ml final volume.
1000X – Dilution made by diluting a 10X dilution 100X.

Comments

1308461-1A: 0.1ml of ST130424-1 and 0.1ml of ST121231-2 brought to 5ml volume with digestate.

1. Please see run log and work orders for elements of interest.

Daily Maintenance

1. Check/ Change Peristaltic pump tubing.
2. Check the torch for deposits, clean if necessary.
3. Check/ Empty drain water.

Daily Maintenance done by _____ SMW _____.

Monthly Maintenance

1. Check/Clean nebulizer and spray chamber.
2. Clean air filters
3. Check/Clean entrance slit.
4. Fill water recirculating reservoir.

Monthly maintenance done by: SMW 8-15-2013

Major problems / adjustments / repairs recorded in the ICP Maintenance Log (3716).

ICPTrace2 Run Log -- 9/5/2013

Instrument ID: ICPTrace2

File Name: 130905A.

AnalRunID: IT130905-2A1

CalibRefID: IT130905-2A1

Comment	Field ID	Lab ID	DF	Date Analyzed	Time Analyzed
		RINSE	1	9/5/2013	09:56
		RINSE	1	9/5/2013	09:57
		MIXAHIGH	1	9/5/2013	10:29
		MIXBHIGH	1	9/5/2013	10:31
		MIXCHIGH	1	9/5/2013	10:32
		ICV	1	9/5/2013	10:48
		ICB	1	9/5/2013	10:53
		CRI1	1	9/5/2013	10:56
		ICSA1	1	9/5/2013	10:58
		ICSAB1	1	9/5/2013	11:00
		CCV1	1	9/5/2013	11:01
		CCB1	1	9/5/2013	11:03
		IP130904-1MB	1	9/5/2013	11:05
		IP130904-1LCS	1	9/5/2013	11:06
		1307497-3	1	9/5/2013	11:08
		1307497-3DUP	1	9/5/2013	11:09
		ZZZZZZ	1	9/5/2013	11:11
		ZZZZZZ	1	9/5/2013	11:12
		1307497-22	1	9/5/2013	11:14
		F130903-1MB	1	9/5/2013	11:47
		F130903-1LCS	1	9/5/2013	11:51
		1308461-2	1	9/5/2013	11:53
		CCV2	1	9/5/2013	11:57
		CCB2	1	9/5/2013	11:59
		1308461-2DUP	1	9/5/2013	12:00
		1308461-2SER	5	9/5/2013	12:04
- S		1308461-2MS	1	9/5/2013	12:08
- S		1308461-2MSD	1	9/5/2013	12:09
		1308461-3	1	9/5/2013	12:14
- Na,S		1308488-1	1	9/5/2013	12:15
		1308488-2	1	9/5/2013	12:17
		1308488-3	1	9/5/2013	12:21
		1308488-4	1	9/5/2013	12:23
		1308488-4DUP	1	9/5/2013	12:24
		CCV3	1	9/5/2013	12:26

Data Package ID: _____

ICPTrace2 Run Log -- 9/5/2013

Instrument ID: ICPTrace2
 File Name: 130905A.
 AnalRunID: IT130905-2A1
 CalibRefID: IT130905-2A1

Comment	Field ID	Lab ID	DF	Date Analyzed	Time Analyzed
		CCB3	1	9/5/2013	12:27
		1308488-4SER	5	9/5/2013	12:30
		1308488-4MS	1	9/5/2013	12:32
		1308488-4MSD	1	9/5/2013	12:34
- Na,S		1308515-1	1	9/5/2013	12:36
		1308515-2	1	9/5/2013	12:37
		1308515-3	1	9/5/2013	12:39
		1308545-1	1	9/5/2013	12:40
		1308545-3	1	9/5/2013	12:42
		1308474-1	1	9/5/2013	12:43
Ag,Al,As,B,Ba,Be,Bi,Ca,Cd,Co,Cr,Cu,Fe,K,Li,Mg,Mn,Mo,Na,Ni,P,Pb,S,Sb,Se,Si,Sn,Sr,Ti,Tl,U,V,Zn,Zr		1308461-2	10	9/5/2013	12:45
		CCV4	1	9/5/2013	12:47
		CCB4	1	9/5/2013	12:48
Ag,Al,As,B,Ba,Be,Bi,Ca,Cd,Co,Cr,Cu,Fe,K,Li,Mg,Mn,Mo,Na,Ni,P,Pb,S,Sb,Se,Si,Sn,Sr,Ti,Tl,U,V,Zn,Zr		1308461-2DUP	10	9/5/2013	12:50
Ag,Al,As,B,Ba,Be,Bi,Ca,Cd,Co,Cr,Cu,Fe,K,Li,Mg,Mn,Mo,Na,Ni,P,Pb,S,Sb,Se,Si,Sn,Sr,Ti,Tl,U,V,Zn,Zr		1308461-2SER	50	9/5/2013	12:51
Ag,Al,As,B,Ba,Be,Bi,Ca,Cd,Co,Cr,Cu,Fe,K,Li,Mg,Mn,Mo,Na,Ni,P,Pb,Sb,Se,Si,Sn,Sr,Ti,Tl,U,V,Zn,Zr		1308461-2MS	10	9/5/2013	12:53
Ag,Al,As,B,Ba,Be,Bi,Ca,Cd,Co,Cr,Cu,Fe,K,Li,Mg,Mn,Mo,Na,Ni,P,Pb,Sb,Se,Si,Sn,Sr,Ti,Tl,U,V,Zn,Zr		1308461-2MSD	10	9/5/2013	12:55
		ZZZZZZ	1	9/5/2013	12:56
		ZZZZZZ	1	9/5/2013	12:58
Ag,Al,As,B,Ba,Be,Bi,Ca,Cd,Co,Cr,Cu,Fe,K,Li,Mg,Mn,Mo,Na,Ni,P,Pb,S,Sb,Se,Si,Sn,Sr,Ti,Tl,U,V,Zn,Zr		1308461-1A	1	9/5/2013	12:59
Ag,Al,As,B,Ba,Be,Bi,Ca,Cd,Co,Cr,Cu,Fe,K,Li,Mg,Mn,Mo,Ni,P,Pb,Sb,Se,Si,Sn,Sr,Ti,Tl,U,V,Zn,Zr		1308488-1	10	9/5/2013	13:14
Ag,Al,As,B,Ba,Be,Bi,Ca,Cd,Co,Cr,Cu,Fe,K,Li,Mg,Mn,Mo,Ni,P,Pb,Sb,Se,Si,Sn,Sr,Ti,Tl,U,V,Zn,Zr		1308515-1	10	9/5/2013	13:15
		IP130904-5MB	1	9/5/2013	13:22
		CCV5	1	9/5/2013	13:24
		CCB5	1	9/5/2013	13:26
		IP130904-5LCS	1	9/5/2013	13:27
		1308381-2	1	9/5/2013	13:29
		1308381-2DUP	1	9/5/2013	13:30
		1308381-2SER	5	9/5/2013	13:32
		1308381-2MS	1	9/5/2013	13:33
		1308381-2MSD	1	9/5/2013	13:35
		1308381-3	1	9/5/2013	13:36
		1308381-4	1	9/5/2013	13:38
		1308381-5	1	9/5/2013	13:39
		1308381-5DUP	1	9/5/2013	13:41

Data Package ID:

ICPTrace2 Run Log -- 9/5/2013

Instrument ID: ICPTrace2
 File Name: 130905A.
 AnalRunID: IT130905-2A1
 CalibRefID: IT130905-2A1

Comment	Field ID	Lab ID	DF	Date Analyzed	Time Analyzed
		CCV6	1	9/5/2013	13:43
		CCB6	1	9/5/2013	13:49
		1308381-5SER	5	9/5/2013	13:50
		1308381-5MS	1	9/5/2013	13:52
		1308381-5MSD	1	9/5/2013	13:53
		1308381-6	1	9/5/2013	13:55
		1308381-7	1	9/5/2013	13:56
- Mg,Na,S,Sr		1308401-1	1	9/5/2013	13:58
- Ca,Na,S		1308401-2	1	9/5/2013	13:59
- Mg,Na,S,Sr		1308401-3	1	9/5/2013	14:01
- Ca,Na,S		1308401-4	1	9/5/2013	14:02
		1308429-2	1	9/5/2013	14:04
		CCV7	1	9/5/2013	14:07
		CCB7	1	9/5/2013	14:10
		1308429-3	1	9/5/2013	14:12
		1308429-4	1	9/5/2013	14:14
		1308429-5	1	9/5/2013	14:15
- Ca,S		1308536-1	1	9/5/2013	14:17
- Ca,S		1308536-2	1	9/5/2013	14:18
		1308505-2	1	9/5/2013	14:20
		1308505-3	1	9/5/2013	14:21
		1308505-4	1	9/5/2013	14:23
		1308505-5	1	9/5/2013	14:24
Ag,Al,As,B,Ba,Be,Bi,Cd,Co,Cr,Cu,Fe,K,Li,Mn,Mo,Ni,P,Pb,S,Sb,Se,Si,Sn,Sr,Ti,U,V,Zn,Zr		1308401-1	10	9/5/2013	14:26
		CCV8	1	9/5/2013	14:29
		CCB8	1	9/5/2013	14:30
Ag,Al,As,B,Ba,Be,Bi,Cd,Co,Cr,Cu,Fe,K,Li,Mg,Mn,Mo,Ni,P,Pb,S,Sb,Se,Si,Sn,Sr,Ti,U,V,Zn,Zr		1308401-2	10	9/5/2013	14:32
Ag,Al,As,B,Ba,Be,Bi,Cd,Co,Cr,Cu,Fe,K,Li,Mn,Mo,Ni,P,Pb,S,Sb,Se,Si,Sn,Sr,Ti,U,V,Zn,Zr		1308401-3	10	9/5/2013	14:33
Ag,Al,As,B,Ba,Be,Bi,Cd,Co,Cr,Cu,Fe,K,Li,Mg,Mn,Mo,Ni,P,Pb,S,Sb,Se,Si,Sn,Sr,Ti,U,V,Zn,Zr		1308401-4	10	9/5/2013	14:35
Ag,Al,As,B,Ba,Be,Bi,Cd,Co,Cr,Cu,Fe,K,Li,Mg,Mn,Mo,Ni,P,Pb,S,Sb,Se,Si,Sn,Sr,Ti,U,V,Zn,Zr		1308536-1	10	9/5/2013	14:38
Ag,Al,As,B,Ba,Be,Bi,Cd,Co,Cr,Cu,Fe,K,Li,Mg,Mn,Mo,Ni,P,Pb,S,Sb,Se,Si,Sn,Sr,Ti,U,V,Zn,Zr		1308536-2	10	9/5/2013	14:39
		IP130904-6MB	1	9/5/2013	14:41
		IP130904-6LCS	1	9/5/2013	14:42
- Ca,Na,S		1308412-1	1	9/5/2013	14:44
- Ca,Na,S		1308412-2	1	9/5/2013	14:45

Data Package ID:

ICPTrace2 Run Log -- 9/5/2013

Instrument ID: ICPTrace2

File Name: 130905A.

AnalRunID: IT130905-2A1

CalibRefID: IT130905-2A1

Comment	Field ID	Lab ID	DF	Date Analyzed	Time Analyzed
- Na,S		1308412-3	1	9/5/2013	14:47
		CCV9	1	9/5/2013	14:48
		CCB9	1	9/5/2013	14:50
- Mn,Na,S,Tl		1308412-4	1	9/5/2013	14:52
- Mn,Na,S,Tl		1308412-5	1	9/5/2013	14:53
- Ca,Na,S		1308412-6	1	9/5/2013	14:55
- Ca,Na,S		1308412-7	1	9/5/2013	14:56
- Ca,Na,S		1308412-11	1	9/5/2013	14:58
- Ca,Na,S		1308412-11DUP	1	9/5/2013	14:59
- Ca,Na,S		1308412-11SER	5	9/5/2013	15:01
- Ca,Na,S		1308412-11MS	1	9/5/2013	15:02
- Ca,Na,S		1308412-11MSD	1	9/5/2013	15:04
- Fe,Na,Pb,Se,Tl,U,V		1308112-1	1	9/5/2013	15:05
		CCV10	1	9/5/2013	15:07
		CCB10	1	9/5/2013	15:11
- Na,S		1308441-1	1	9/5/2013	15:12
- Na,S		1308441-1DUP	1	9/5/2013	15:14
- Na,S		1308441-1SER	5	9/5/2013	15:15
- Mg,Na,S		1308441-1MS	1	9/5/2013	15:17
- Na,S		1308441-1MSD	1	9/5/2013	15:18
- Na,S		1308441-2	1	9/5/2013	15:20
- Mg,Mn,Na,S,Tl		1308441-3	1	9/5/2013	15:21
- Ca,Mn,Na,S,Tl		1308441-5	1	9/5/2013	15:23
- Ca,Mn,Na,S,Tl		1308441-5DUP	1	9/5/2013	15:25
- Ca,Mn,Na,S,Tl		1308441-5SER	5	9/5/2013	15:26
		CCV11	1	9/5/2013	15:28
		CCB11	1	9/5/2013	15:31
- Ca,Mn,Na,S,Tl		1308441-5MS	1	9/5/2013	15:33
- Ca,Mn,Na,S,Tl		1308441-5MSD	1	9/5/2013	15:35
- Mg,Na,S		1308441-7	1	9/5/2013	15:36
		1308510-6	1	9/5/2013	15:39
		1308510-6DUP	1	9/5/2013	15:40
		1308510-6SER	5	9/5/2013	15:42
		1308510-6MS	1	9/5/2013	15:43
		1308510-6MSD	1	9/5/2013	15:45

Data Package ID:

ICPTrace2 Run Log -- 9/5/2013

Instrument ID: ICPTrace2
 File Name: 130905A.
 AnalRunID: IT130905-2A1
 CalibRefID: IT130905-2A1

Comment	Field ID	Lab ID	DF	Date Analyzed	Time Analyzed
		1308510-7	1	9/5/2013	15:47
- Ba,Ca,Na,Sr		1308514-1	1	9/5/2013	15:49
		CCV12	1	9/5/2013	15:59
		CCB12	1	9/5/2013	16:03
- Ba,Ca,Co,Na,Sr		1308542-1	1	9/5/2013	16:04
Ag,Al,As,B,Be,Bi,Ca,Cd,Cr,Cu,Fe,K,Li,Mg,Mn,Mo,Na,Ni,P,Pb,S,Sb,Se,Si,Sn,Ti,Tl,U,V,Zn,Zr		1308514-1	10	9/5/2013	16:10
Ag,Al,As,B,Be,Bi,Cd,Cr,Cu,Fe,K,Li,Mg,Mn,Mo,Na,Ni,P,Pb,S,Sb,Se,Si,Sn,Ti,Tl,U,V,Zn,Zr		1308542-1	10	9/5/2013	16:11
		IP130904-3MB	1	9/5/2013	16:13
		IP130904-3LCS	1	9/5/2013	16:14
- Na		1308472-1	1	9/5/2013	16:16
- Na		1308472-1DUP	1	9/5/2013	16:18
- Na		1308472-1SER	5	9/5/2013	16:19
- Na		1308472-1MS	1	9/5/2013	16:21
- Na		1308472-1MSD	1	9/5/2013	16:22
		CCV13	1	9/5/2013	16:25
		CCB13	1	9/5/2013	16:28
		1308475-1	1	9/5/2013	16:30
		1308475-2	1	9/5/2013	16:31
- S		1308499-1	1	9/5/2013	16:33
- S		1308499-2	1	9/5/2013	16:35
		1308525-1	1	9/5/2013	16:36
		1308525-2	1	9/5/2013	16:38
		EX130903-9MB	1	9/5/2013	16:39
		EX130903-9LCS	1	9/5/2013	16:41
		1308526-13	1	9/5/2013	16:42
		1308526-13DUP	1	9/5/2013	16:44
		CCV14	1	9/5/2013	16:46
		CCB14	1	9/5/2013	16:47
		1308526-13SER	5	9/5/2013	16:49
		1308526-13MS	1	9/5/2013	16:51
		1308526-13MSD	1	9/5/2013	16:52
		1308549-2	1	9/5/2013	16:54
		1308570-6	1	9/5/2013	16:55
		1308570-7	1	9/5/2013	16:57
		1308570-8	1	9/5/2013	16:58

Data Package ID: _____

ICPTrace2 Run Log -- 9/5/2013

Instrument ID: ICPTrace2

File Name: 130905A.

AnalRunID: IT130905-2A1

CalibRefID: IT130905-2A1

Comment	Field ID	Lab ID	DF	Date Analyzed	Time Analyzed
		1308570-9	1	9/5/2013	17:00
		1308570-10	1	9/5/2013	17:01
- Na		EX130903-8MB	1	9/5/2013	17:07
		CCV15	1	9/5/2013	17:08
		CCB15	1	9/5/2013	17:10
- Na		EX130903-8LCS	1	9/5/2013	17:12
- Na		1308526-12	1	9/5/2013	17:13
- Na		1308526-12DUP	1	9/5/2013	17:15
- Na		1308526-12SER	5	9/5/2013	17:16
- Na		1308526-12MS	1	9/5/2013	17:18
- Na		1308526-12MSD	1	9/5/2013	17:19
		CRI2	1	9/5/2013	17:23
		ICSA2	1	9/5/2013	17:27
		ICSAB2	1	9/5/2013	17:28
		CCV16	1	9/5/2013	17:30
		CCB16	1	9/5/2013	17:31

Data Package ID: _____

Sample Id1	Ag	Al	As	B	Ba	Be	Bi	Ca	Cd	Co	Cr	Cu
RINSE	-0.0004	-0.0642	0.0065	-0.0076	-0.0002	-0.0014	-0.0032	0.1307	-0.0004	-0.0006	-0.0005	-0.0002
RINSE	-0.0006	-0.0653	0.0065	-0.0083	-0.0002	-0.0014	-0.0033	0.1199	-0.0006	-0.0005	-0.0010	-0.0003
MIXAHIGH	-0.0006	504.0374	0.0010	-0.0098	0.0003	0.0009	0.0101	499.2532	0.0012	0.0059	-0.0005	-0.0036
MIXBHIGH	2.0085	0.0887	5.0376	10.0739	10.0857	0.9889	0.0101	0.0992	4.9745	5.0188	10.0149	10.0887
MIXCHIGH	0.0111	0.9882	0.0001	0.0166	-0.0004	0.0010	5.0233	0.1327	-0.0014	0.0041	-0.0108	0.0181
ICV	0.1005	24.6764	0.2433	0.4849	0.5043	0.2500	0.2543	25.0079	0.2501	0.2437	0.4930	0.4911
ICB	-0.0004	-0.0031	0.0046	-0.0033	0.0001	0.0000	0.0040	0.1564	-0.0003	-0.0006	0.0001	-0.0006
CRI	0.0203	0.3436	0.0059	0.3940	0.4302	0.0117	0.0479	5.1291	0.0119	0.0999	0.0217	0.0514
ICSA	-0.0013	264.4277	-0.0028	-0.0094	0.0000	0.0005	0.0017	260.3494	0.0005	0.0027	-0.0011	-0.0026
ICSAB	0.2008	258.9965	0.0887	0.9320	0.4889	0.4609	0.4912	257.8665	0.9771	0.4606	0.4679	0.5047
CCV	0.2049	50.3435	0.4824	0.9898	1.0053	0.4953	0.5024	50.8652	0.5087	0.4927	0.9818	0.9924
CCB	-0.0009	0.0081	-0.0006	-0.0028	0.0002	0.0001	0.0056	0.1691	0.0002	-0.0005	-0.0001	-0.0006
IP130904-1MB	-0.0007	-0.0510	-0.0061	-0.0076	-0.0004	-0.0002	0.0005	0.0366	-0.0002	-0.0019	-0.0009	-0.0008
IP130904-1LCS	0.0949	1.9550	0.9033	0.9411	1.0305	0.0473	0.0011	38.3172	0.0496	0.4773	0.1988	0.2517
1307497-3	0.4894	94.7658	2.0641	1.7203	2.3650	0.9883	0.0089	47.3127	2.5877	0.6750	3.2714	1.3438
1307497-3D	0.4984	99.2164	2.0763	1.7409	2.3549	0.9923	0.0019	47.5514	2.6194	0.6818	3.3002	1.3749
1307497-3 NC	0.4858	94.7184	2.0280	1.7217	2.3883	0.9753	0.0021	46.4705	2.5523	0.6674	3.2298	1.3507
1307497-3D NC	0.5001	99.7487	2.0550	1.7399	2.3597	0.9907	0.0043	47.5256	2.6151	0.6814	3.2953	1.3722
1307497-22	-0.0003	21.4478	0.0020	0.0417	0.3738	0.0030	0.0017	8.8396	0.0006	0.0076	0.1100	0.1532
F130903-1MB	-0.0007	-0.0182	-0.0052	-0.0055	-0.0005	0.0000	-0.0006	0.1192	-0.0005	-0.0009	-0.0006	-0.0019
F130903-1LCS	-0.0009	2.0657	1.0382	1.0587	1.0792	0.0494	0.0023	41.6733	0.0551	0.5111	0.2090	0.2633
1308461-2	-0.0010	-0.0159	0.0040	0.0219	0.0750	0.0002	-0.0039	82.1983	-0.0003	-0.0007	-0.0003	-0.0005
CCV	0.2056	49.2631	0.4944	0.9910	1.0049	0.4846	0.5096	50.6124	0.5139	0.4879	0.9675	0.9986
CCB	-0.0012	0.0240	-0.0051	-0.0031	0.0001	0.0003	0.0012	0.1719	-0.0003	-0.0008	0.0000	-0.0013
1308461-2D	-0.0006	-0.0239	-0.0081	0.0206	0.0728	0.0002	0.0031	81.4791	-0.0006	-0.0005	-0.0004	-0.0006
1308461-2L 5X	-0.0009	-0.0321	-0.0066	-0.0018	0.0147	0.0001	0.0003	16.2731	-0.0005	-0.0010	-0.0005	-0.0014
1308461-2MS	-0.0003	2.0368	1.0341	1.0812	1.1235	0.0481	0.0017	123.4167	0.0545	0.4992	0.2025	0.2625
1308461-2MSD	-0.0012	2.0457	1.0437	1.0890	1.1266	0.0481	0.0011	122.7630	0.0554	0.4999	0.2021	0.2627
1308461-3	-0.0010	-0.0130	-0.0034	0.0143	0.1715	0.0003	0.0004	6.1886	-0.0006	-0.0003	-0.0010	0.0065
1308488-1	-0.0008	-0.0289	-0.0031	0.0166	0.0645	0.0003	-0.0004	73.0692	-0.0004	-0.0001	-0.0003	0.0018
1308488-2	-0.0013	-0.0322	-0.0008	0.0163	0.1797	0.0003	-0.0005	112.6953	-0.0004	-0.0005	-0.0006	-0.0005
1308488-3	-0.0015	-0.0257	0.0008	0.0091	0.1003	0.0003	0.0006	3.7673	-0.0006	-0.0011	-0.0010	0.0001
1308488-4	-0.0010	-0.0321	-0.0061	0.0093	0.0880	0.0003	-0.0015	68.5274	-0.0006	-0.0006	-0.0003	0.0105
1308488-4D	-0.0010	-0.0379	-0.0015	0.0082	0.0851	0.0003	-0.0017	65.7339	-0.0006	-0.0008	-0.0002	0.0106
CCV	0.2055	48.6616	0.4918	0.9927	1.0059	0.4825	0.5202	50.6681	0.5152	0.4874	0.9652	1.0006
CCB	-0.0005	0.0397	-0.0021	-0.0028	0.0004	0.0005	0.0013	0.1854	-0.0001	-0.0007	0.0000	-0.0009
1308488-4L 5X	-0.0012	-0.0300	-0.0083	-0.0039	0.0175	0.0002	-0.0020	13.5602	-0.0003	-0.0013	-0.0007	0.0006
1308488-4MS	-0.0004	1.9970	1.0406	1.0695	1.1393	0.0484	0.0021	109.2678	0.0543	0.4994	0.2023	0.2736
1308488-4MSD	-0.0012	2.0218	1.0567	1.0888	1.1586	0.0489	-0.0009	110.7095	0.0553	0.5034	0.2039	0.2794
1308515-1	-0.0012	-0.0308	0.0012	0.0425	0.0420	0.0005	-0.0006	140.7069	-0.0005	-0.0006	-0.0007	0.0059
1308515-2	-0.0012	-0.0311	-0.0034	0.0146	0.0503	0.0004	-0.0011	86.8018	-0.0007	-0.0007	-0.0005	0.0027
1308515-3	-0.0010	-0.0300	0.0012	0.0192	0.1696	0.0004	0.0016	71.2032	-0.0004	-0.0009	-0.0007	0.0022
1308545-1	-0.0008	-0.0256	-0.0025	0.0013	0.0320	0.0004	0.0042	9.9753	-0.0004	-0.0013	-0.0007	-0.0013
1308545-3	-0.0007	-0.0172	-0.0055	-0.0001	0.0513	0.0004	0.0033	2.0034	-0.0003	-0.0005	-0.0004	-0.0014
1308474-1	-0.0010	-0.0272	-0.0054	0.0486	0.1094	0.0004	0.0002	21.6345	-0.0003	-0.0007	-0.0001	0.0007
1308461-2 10X	-0.0005	-0.0245	-0.0040	-0.0043	0.0072	0.0003	0.0005	8.1495	-0.0004	-0.0010	-0.0010	-0.0019
CCV	0.2075	48.7480	0.4990	1.0017	1.0146	0.4861	0.5239	51.2995	0.5199	0.4935	0.9735	1.0124
CCB	-0.0003	0.0509	-0.0044	-0.0031	0.0004	0.0007	-0.0011	0.1895	0.0003	-0.0006	0.0005	-0.0013
1308461-2D 10X	-0.0010	-0.0214	-0.0106	-0.0048	0.0070	0.0003	-0.0015	7.9489	-0.0007	-0.0006	-0.0006	-0.0021
1308461-2L 50X	-0.0008	-0.0263	-0.0029	-0.0063	0.0012	0.0003	0.0007	1.6760	-0.0003	-0.0012	-0.0001	-0.0021

Sample Id1	Ag	Al	As	B	Ba	Be	Bi	Ca	Cd	Co	Cr	Cu
1308461-2MS 10X	-0.0010	0.1678	0.0951	0.0938	0.1155	0.0055	-0.0010	12.2304	0.0054	0.0505	0.0209	0.0242
1308461-2MSD 10X	-0.0015	0.1714	0.1002	0.0987	0.1162	0.0055	0.0016	12.0304	0.0051	0.0493	0.0202	0.0241
Z	-0.0015	-0.0277	-0.0019	-0.0053	0.0062	0.0003	-0.0008	7.3188	-0.0002	-0.0017	-0.0008	-0.0020
Z	-0.0009	0.0220	-0.0047	-0.0028	0.0039	0.0004	0.0017	13.8133	-0.0001	-0.0010	-0.0005	-0.0012
1308461-1A	-0.0013	1.8635	0.9471	0.9876	1.0348	0.0437	0.0000	121.2309	0.0499	0.4528	0.1818	0.2407
1308488-1 10X	-0.0007	-0.0108	-0.0049	-0.0051	0.0061	0.0005	-0.0051	7.0672	-0.0001	-0.0010	-0.0004	-0.0015
1308515-1 10X	-0.0008	-0.0158	-0.0040	-0.0026	0.0038	0.0005	0.0030	13.2722	-0.0003	-0.0010	-0.0007	-0.0012
IP130904-5MB	-0.0010	0.0093	-0.0035	-0.0054	-0.0006	0.0005	-0.0010	0.1174	-0.0003	-0.0013	-0.0007	-0.0027
CCV	0.2067	48.2691	0.5004	1.0006	1.0200	0.4801	0.5322	50.8094	0.5214	0.4892	0.9628	1.0222
CCB	-0.0009	0.0628	-0.0064	-0.0033	0.0004	0.0009	0.0007	0.1901	0.0002	-0.0011	0.0000	-0.0018
IP130904-5LCS	0.1025	1.9887	1.0473	1.0575	1.0822	0.0522	0.0004	41.9027	0.0553	0.5109	0.2072	0.2666
1308381-2	-0.0008	0.0088	-0.0065	0.0039	0.1259	0.0006	-0.0002	47.6084	-0.0004	0.0005	-0.0003	-0.0022
1308381-2D	-0.0007	0.0169	-0.0010	0.0031	0.1255	0.0006	0.0008	47.2334	-0.0002	0.0006	0.0001	-0.0023
1308381-2L 5X	-0.0010	-0.0120	0.0001	-0.0056	0.0248	0.0005	-0.0011	9.3591	-0.0006	-0.0010	-0.0010	-0.0026
1308381-2MS	0.1011	1.9810	1.0301	1.0512	1.1856	0.0506	0.0010	88.0557	0.0535	0.4944	0.1987	0.2646
1308381-2MSD	0.1029	2.0100	1.0641	1.0762	1.2075	0.0521	-0.0008	90.9317	0.0548	0.5081	0.2044	0.2689
1308381-3	-0.0006	0.0133	-0.0055	0.0044	0.1288	0.0007	-0.0014	48.4568	-0.0005	0.0002	-0.0007	-0.0021
1308381-4	-0.0011	0.0135	-0.0042	0.0262	0.1246	0.0007	-0.0027	37.2609	-0.0001	0.0017	-0.0002	-0.0009
1308381-5	-0.0006	-0.0028	0.0001	0.0022	0.1240	0.0007	-0.0004	46.8366	-0.0002	0.0003	-0.0008	-0.0024
1308381-5D	-0.0015	-0.0029	0.0015	0.0024	0.1254	0.0008	0.0000	47.3166	-0.0007	0.0000	-0.0009	-0.0025
CCV	0.2083	48.0543	0.5097	1.0117	1.0191	0.4837	0.5346	51.7135	0.5265	0.4954	0.9734	1.0234
CCB	-0.0003	-0.0010	0.0019	-0.0037	0.0002	0.0000	-0.0008	0.1824	-0.0001	-0.0008	0.0002	-0.0019
1308381-5L 5X	-0.0008	-0.0570	-0.0043	-0.0051	0.0244	-0.0003	0.0007	9.3507	-0.0001	-0.0007	-0.0004	-0.0027
1308381-5MS	0.1026	1.8919	1.0386	1.0626	1.1861	0.0503	0.0054	89.3749	0.0548	0.5008	0.2015	0.2645
1308381-5MSD	0.1032	1.9210	1.0631	1.0749	1.2050	0.0507	0.0016	90.4795	0.0553	0.5035	0.2025	0.2693
1308381-6	-0.0007	-0.0583	0.0026	0.0048	0.1254	-0.0002	0.0002	47.4699	-0.0005	0.0001	-0.0004	-0.0025
1308381-7	-0.0007	-0.0675	-0.0071	0.0281	0.1249	-0.0001	-0.0005	39.6062	-0.0004	0.0009	-0.0008	-0.0022
1308401-1	-0.0011	-0.0618	0.0025	3.3868	0.0155	0.0002	-0.0005	444.5723	0.0014	0.0098	-0.0005	0.0194
1308401-2	-0.0003	-0.0624	0.0019	3.1921	0.0132	0.0002	-0.0003	524.1981	0.0071	0.0137	-0.0002	0.0145
1308401-3	0.0003	-0.0591	0.0029	3.3355	0.0155	0.0002	0.0030	434.3118	0.0014	0.0116	0.0004	0.0194
1308401-4	-0.0008	-0.0584	0.0032	3.1570	0.0131	0.0002	0.0033	512.2916	0.0050	0.0158	-0.0004	0.0108
1308429-2	-0.0009	-0.0307	-0.0046	0.0457	0.0661	-0.0001	0.0010	45.2219	-0.0004	-0.0002	0.0000	-0.0023
CCV	0.2095	47.4556	0.5005	1.0132	1.0203	0.4775	0.5394	51.2833	0.5300	0.4916	0.9658	1.0275
CCB	-0.0012	0.0122	0.0020	-0.0010	0.0003	0.0002	-0.0016	0.1876	-0.0002	-0.0010	0.0000	-0.0024
1308429-3	-0.0014	0.2369	0.0049	0.0748	0.0388	0.0000	-0.0001	6.7212	-0.0006	-0.0007	-0.0007	-0.0022
1308429-4	-0.0012	-0.0611	-0.0006	0.0433	0.0661	0.0000	-0.0034	44.6949	-0.0004	-0.0004	-0.0002	-0.0024
1308429-5	-0.0008	-0.0367	0.0064	0.0751	0.0383	0.0000	-0.0016	6.7446	-0.0001	-0.0001	-0.0004	-0.0025
1308536-1	-0.0005	-0.0692	0.0144	0.1069	0.0144	0.0004	0.0014	1133.9350	-0.0001	0.0026	-0.0001	-0.0022
1308536-2	-0.0010	0.3079	0.0013	-0.0027	0.0148	0.0003	0.0003	655.7810	-0.0003	-0.0008	0.0003	-0.0011
1308505-2	-0.0007	-0.0042	0.0031	-0.0021	0.0622	0.0001	-0.0006	25.6483	-0.0002	0.0034	0.0002	-0.0019
1308505-3	-0.0005	-0.0248	0.0020	0.0427	0.0522	0.0000	-0.0006	39.7255	-0.0003	-0.0003	-0.0002	-0.0024
1308505-4	-0.0004	-0.0541	0.0064	-0.0031	0.0550	0.0001	-0.0033	26.4665	-0.0003	0.0036	-0.0003	-0.0028
1308505-5	-0.0012	-0.0595	-0.0012	0.0424	0.0518	0.0001	-0.0015	39.1909	-0.0008	-0.0007	-0.0008	-0.0026
1308401-1 10X	-0.0005	-0.0323	-0.0026	0.3584	0.0013	0.0001	-0.0001	46.9915	-0.0004	0.0007	-0.0003	-0.0007
CCV	0.2081	48.3940	0.5145	1.0130	1.0164	0.4770	0.5197	51.4927	0.5145	0.4926	0.9661	1.0227
CCB	-0.0005	0.0032	0.0006	-0.0020	-0.0003	0.0002	0.0014	0.1402	-0.0005	-0.0009	-0.0006	-0.0032
1308401-2 10X	-0.0011	-0.0290	0.0069	0.3215	0.0010	0.0002	0.0027	50.9332	0.0006	0.0009	-0.0005	-0.0015
1308401-3 10X	-0.0010	-0.0277	0.0056	0.3457	0.0013	0.0002	-0.0007	45.0485	-0.0005	0.0000	-0.0005	-0.0008
1308401-4 10X	-0.0012	-0.0283	0.0005	0.3218	0.0010	0.0002	0.0019	50.3012	-0.0003	0.0008	-0.0008	-0.0019
1308536-1 10X	-0.0006	-0.0303	0.0062	0.0049	0.0011	0.0002	-0.0018	100.3824	-0.0003	-0.0002	-0.0001	-0.0030

Sample Id1	Ag	Al	As	B	Ba	Be	Bi	Ca	Cd	Co	Cr	Cu
1308536-2 10X	-0.0004	0.0051	0.0081	-0.0064	0.0011	0.0002	0.0007	58.8716	-0.0006	-0.0012	-0.0001	-0.0027
IP130904-6MB	-0.0012	-0.0345	0.0003	-0.0083	-0.0006	0.0002	0.0005	0.0429	-0.0002	-0.0013	-0.0005	-0.0031
IP130904-6LCS	0.1051	2.0317	1.0994	1.0878	1.1124	0.0519	-0.0019	42.3811	0.0539	0.5171	0.2089	0.2762
1308412-1	-0.0005	-0.0362	0.0028	1.1521	0.0095	0.0005	0.0022	534.0178	-0.0002	0.0083	-0.0005	-0.0029
1308412-2	-0.0004	-0.0299	0.0002	0.5552	0.0219	0.0006	0.0030	522.1347	-0.0001	0.0041	0.0007	-0.0028
1308412-3	0.0009	-0.0249	0.0096	0.7840	0.0354	0.0006	0.0032	373.3443	-0.0008	0.0110	0.0007	-0.0033
CCV	0.2077	47.8849	0.5135	1.0124	1.0180	0.4691	0.5228	50.8184	0.5138	0.4877	0.9531	1.0300
CCB	-0.0003	0.0116	0.0024	-0.0018	-0.0002	0.0003	-0.0016	0.1602	-0.0002	-0.0010	0.0000	-0.0033
1308412-4	0.0008	1.8586	-0.0042	1.0365	0.0019	0.0019	0.0013	234.9416	0.0009	0.1731	-0.0002	-0.0053
1308412-5	0.0161	0.1247	-0.0001	1.1397	0.0128	0.0011	0.0050	454.5425	-0.0013	2.7250	0.0127	-0.0038
1308412-6	0.0004	-0.0153	0.0085	1.3109	0.0200	0.0008	-0.0016	566.3672	-0.0004	0.0025	0.0003	-0.0044
1308412-7	0.0009	-0.0157	0.0106	1.3692	0.0213	0.0008	0.0007	595.6822	-0.0005	0.0023	0.0005	-0.0037
1308412-11	0.0000	-0.0271	0.0018	1.0730	0.0088	0.0007	0.0016	620.0021	-0.0003	0.0003	0.0003	-0.0028
1308412-11D	0.0000	-0.0263	0.0024	1.0734	0.0087	0.0007	0.0009	617.2994	-0.0002	-0.0003	0.0001	-0.0027
1308412-11L 5X	-0.0003	-0.0191	0.0078	0.2154	0.0016	0.0004	0.0001	116.6374	-0.0007	-0.0010	0.0001	-0.0031
1308412-11MS	0.1015	1.9327	1.0463	2.1023	1.0212	0.0457	0.0018	656.6395	0.0514	0.4643	0.1826	0.2671
1308412-11MSD	0.0998	1.9131	1.0379	2.0794	1.0135	0.0450	0.0025	649.3788	0.0510	0.4593	0.1806	0.2643
1308112-1	-0.0009	0.0969	-0.0001	2.0705	6.3773	0.0006	0.0044	49.3308	0.0001	0.0101	0.0375	-0.0049
CCV	0.2069	47.2227	0.5140	1.0111	1.0143	0.4863	0.5226	50.5888	0.5160	0.4858	0.9931	1.0277
CCB	-0.0003	0.0122	0.0018	0.0011	-0.0002	0.0008	0.0030	0.1574	-0.0005	-0.0012	-0.0001	-0.0040
1308441-1	-0.0008	80.7710	0.0056	2.0833	0.0034	0.0544	0.0015	357.4908	0.0348	0.2363	0.0000	0.0083
1308441-1D	-0.0012	79.9799	0.0023	2.0679	0.0034	0.0540	-0.0007	354.8391	0.0351	0.2344	0.0008	0.0084
1308441-1L 5X	-0.0007	16.8360	-0.0010	0.4388	0.0004	0.0130	-0.0002	72.6147	0.0070	0.0517	0.0000	-0.0011
1308441-1MS	0.1031	83.7280	1.0561	3.0860	0.9519	0.0973	-0.0022	397.4847	0.0866	0.6709	0.1782	0.2715
1308441-1MSD	0.1012	81.8133	1.0457	3.0230	0.9368	0.0957	0.0015	389.4048	0.0856	0.6609	0.1764	0.2664
1308441-2	0.0006	0.2388	0.0024	1.7615	0.0036	0.0016	0.0033	399.3962	-0.0001	0.0467	0.0002	-0.0055
1308441-3	0.0030	41.3632	0.0142	2.4834	0.0070	0.0129	0.0097	356.0708	0.0218	0.5636	0.0042	0.0079
1308441-5	0.0026	0.0069	0.0143	1.2719	0.0232	0.0014	0.0055	607.0312	-0.0003	0.0420	0.0020	-0.0052
1308441-5D	0.0018	-0.0056	0.0057	1.2780	0.0236	0.0014	0.0027	612.0008	0.0001	0.0420	0.0017	-0.0051
1308441-5L 5X	0.0007	-0.0082	0.0095	0.2629	0.0047	0.0011	0.0041	117.7154	-0.0002	0.0089	0.0007	-0.0041
CCV	0.2094	47.1343	0.5171	1.0236	1.0236	0.4831	0.5339	50.6006	0.5229	0.4855	0.9908	1.0430
CCB	-0.0009	0.0203	-0.0026	-0.0010	-0.0003	-0.0009	0.0027	0.1495	-0.0002	-0.0006	-0.0004	-0.0043
1308441-5MS	0.1047	1.9086	1.0478	2.3314	1.0056	0.0439	-0.0002	671.2792	0.0516	0.4890	0.1833	0.2673
1308441-5MSD	0.1048	1.9281	1.0456	2.3127	1.0047	0.0435	0.0053	656.6177	0.0514	0.4845	0.1827	0.2624
1308441-7	-0.0003	-0.0456	0.0049	2.9956	0.0169	-0.0009	0.0019	357.6746	-0.0007	0.0086	0.0002	-0.0050
1308510-6	-0.0010	-0.0012	0.0006	0.0037	0.0336	-0.0007	0.0035	26.1517	0.0000	-0.0014	0.0027	-0.0040
1308510-6D	-0.0009	-0.0078	-0.0048	0.0016	0.0339	-0.0007	0.0033	26.8608	-0.0004	-0.0010	0.0029	-0.0045
1308510-6L 5X	-0.0007	-0.0105	0.0042	-0.0021	0.0062	-0.0008	0.0012	5.2570	-0.0005	-0.0009	0.0001	-0.0047
1308510-6MS	0.1022	1.8845	1.0575	1.0561	1.0946	0.0496	-0.0002	67.5071	0.0523	0.4899	0.2089	0.2673
1308510-6MSD	0.1036	1.9285	1.0770	1.0725	1.1117	0.0504	-0.0011	68.5054	0.0536	0.4973	0.2119	0.2748
1308510-7	-0.0006	-0.0110	-0.0015	-0.0004	0.0331	-0.0007	0.0009	26.9345	-0.0002	-0.0001	0.0031	-0.0044
1308514-1	-0.0007	-0.0244	0.0087	2.5975	57.6528	-0.0013	0.0061	430.9397	-0.0002	0.0283	0.0032	0.0030
CCV	0.2077	49.1216	0.5180	0.9932	1.0060	0.4964	0.5039	51.0217	0.5024	0.4912	1.0133	1.0158
CCB	-0.0007	-0.0100	0.0026	-0.0010	-0.0002	-0.0001	0.0010	0.1598	-0.0003	-0.0008	-0.0004	-0.0030
1308542-1	-0.0002	-0.0317	0.0080	1.9964	48.6505	-0.0004	0.0025	518.2557	-0.0007	0.0207	0.0082	0.0152
1308514-1 10X	-0.0009	-0.0309	-0.0003	0.2837	8.4255	0.0001	0.0000	50.3045	-0.0006	0.0032	0.0005	-0.0021
1308542-1 10X	-0.0011	-0.0281	0.0033	0.2216	6.9118	0.0001	0.0008	60.0186	-0.0002	0.0020	0.0009	-0.0009
IP130904-3MB	-0.0012	-0.0541	0.0003	-0.0069	0.0001	-0.0001	-0.0005	0.0348	-0.0002	-0.0019	-0.0009	-0.0033
IP130904-3LCS	0.0996	1.8321	0.9855	0.9529	1.0647	0.0509	-0.0024	0.0578	0.0503	0.5004	0.2190	0.2688
1308472-1	-3.2605	-9.9864	0.5971	0.2480	0.2841	0.1817	-0.1378	58.3990	-0.0264	-0.0259	0.0339	-0.0386

Sample Id1	Ag	Al	As	B	Ba	Be	Bi	Ca	Cd	Co	Cr	Cu
1308472-1D	-3.2655	-9.9762	0.5725	0.2453	0.2827	0.1811	-0.1422	58.1066	-0.0266	-0.0277	0.0332	-0.0423
1308472-1L 5X	-0.7709	-2.4446	0.1342	0.0507	0.0643	0.0434	-0.0332	14.2655	-0.0072	-0.0082	0.0071	-0.0135
1308472-1MS	-3.0899	-7.9822	1.5231	1.1739	1.1977	0.2187	-0.1358	56.9790	0.0225	0.3933	0.2024	0.2191
1308472-1MSD	-3.1131	-7.9313	1.5228	1.1782	1.1964	0.2190	-0.1365	57.0995	0.0227	0.3943	0.2033	0.2178
CCV	0.2079	48.8718	0.5217	0.9995	1.0121	0.4965	0.5127	51.3993	0.5105	0.4915	1.0146	1.0277
CCB	-0.0015	0.0040	0.0038	-0.0017	0.0003	0.0003	-0.0016	0.1780	-0.0001	-0.0014	-0.0003	-0.0031
1308475-1	-0.0004	0.4295	0.0023	0.4053	0.0295	0.0006	0.0035	44.0602	0.0000	-0.0013	0.0014	0.0756
1308475-2	-0.0007	0.8042	0.0040	0.1061	0.0247	0.0004	0.0040	21.9006	0.0000	-0.0016	0.0015	0.0573
1308499-1	-0.0005	0.4890	0.0102	0.1719	0.0587	0.0003	0.0003	144.3570	0.0005	0.0009	0.0018	0.0358
1308499-2	-0.0007	0.6034	0.0045	0.1965	0.0324	0.0003	0.0010	185.4904	-0.0002	0.0053	0.0017	0.0622
1308525-1	-0.0010	0.4335	0.0011	0.0422	0.1551	0.0002	0.0039	15.3430	-0.0001	-0.0014	0.0009	0.0717
1308525-2	0.0002	0.4745	0.0006	0.2452	0.0307	0.0002	0.0059	41.2103	0.0003	-0.0011	0.0029	0.0507
EX130903-9MB	-0.0008	-0.0467	-0.0010	-0.0056	0.0012	0.0000	-0.0007	0.0958	-0.0003	-0.0022	-0.0006	-0.0034
EX130903-9LCS	0.0999	1.8051	0.9849	0.9523	1.0667	0.0505	0.0018	0.0980	0.0499	0.4989	0.2186	0.2682
1308526-13	0.0000	0.1199	0.0005	0.0054	0.0321	0.0001	0.0006	11.9554	0.0000	-0.0011	0.0000	0.3243
1308526-13D	0.0001	0.1145	-0.0015	0.0049	0.0317	0.0001	0.0003	11.9118	0.0000	-0.0011	0.0004	0.3173
CCV	0.2072	48.0798	0.5111	0.9922	1.0022	0.4890	0.5110	50.7590	0.5080	0.4868	1.0006	1.0215
CCB	-0.0009	0.0045	0.0009	-0.0016	0.0000	0.0003	0.0024	0.1580	-0.0003	-0.0006	0.0000	-0.0035
1308526-13L 5X	-0.0008	-0.0037	0.0031	-0.0033	0.0081	0.0002	-0.0010	2.5287	-0.0008	-0.0011	-0.0003	0.0611
1308526-13MS	0.0994	1.9172	0.9643	0.9413	1.0778	0.0492	-0.0030	11.6080	0.0489	0.4852	0.2122	0.5802
1308526-13MSD	0.0993	1.9369	0.9762	0.9520	1.0869	0.0495	-0.0003	11.7305	0.0495	0.4903	0.2146	0.5863
1308549-2	-0.0006	-0.0203	0.0044	-0.0063	0.1832	0.0003	-0.0006	180.5970	-0.0004	-0.0014	0.0000	-0.0031
1308570-6	-0.0012	-0.0333	0.0040	-0.0064	0.3186	0.0003	0.0028	178.7510	-0.0003	-0.0012	0.0006	0.0125
1308570-7	-0.0008	-0.0302	0.0059	-0.0073	0.1185	0.0003	0.0007	129.1700	-0.0003	-0.0018	-0.0003	-0.0034
1308570-8	-0.0009	-0.0398	0.0013	-0.0077	0.1448	0.0004	-0.0030	204.5925	-0.0001	-0.0015	0.0019	-0.0016
1308570-9	-0.0011	-0.0338	0.0057	-0.0067	0.1148	0.0003	-0.0017	131.7470	-0.0003	-0.0019	0.0000	0.0004
1308570-10	-0.0014	-0.0350	-0.0006	-0.0089	0.1069	0.0004	-0.0048	129.4938	-0.0002	-0.0022	0.0001	-0.0033
EX130903-8MB	-0.0004	-0.0260	-0.0002	-0.0064	0.0018	0.0003	-0.0028	0.0794	-0.0003	-0.0014	0.0002	-0.0036
CCV	0.2070	47.4914	0.5119	0.9864	0.9969	0.4860	0.5118	50.6889	0.5083	0.4858	0.9963	1.0207
CCB	-0.0012	0.0162	0.0024	-0.0028	0.0002	0.0006	0.0012	0.1679	-0.0001	-0.0010	-0.0002	-0.0033
EX130903-8LCS	0.0817	1.9024	1.0114	0.9702	1.0487	0.0495	0.0022	0.0718	0.0511	0.4963	0.2107	0.2674
1308526-12	-0.0007	0.0429	0.0035	-0.0021	0.0170	0.0008	-0.0010	5.7171	-0.0003	-0.0017	0.0040	0.0103
1308526-12D	-0.0008	0.0431	0.0005	-0.0029	0.0168	0.0009	-0.0021	5.6164	-0.0001	-0.0014	0.0038	0.0095
1308526-12L 5X	-0.0008	-0.0138	-0.0033	-0.0060	0.0031	0.0005	-0.0025	1.2583	-0.0001	-0.0016	0.0002	-0.0013
1308526-12MS	0.0991	1.9461	1.0027	0.9689	1.0519	0.0499	-0.0012	5.6806	0.0514	0.4928	0.2125	0.2778
1308526-12MSD	0.0976	1.9590	0.9937	0.9642	1.0512	0.0491	-0.0015	5.6437	0.0506	0.4879	0.2104	0.2784
CRI	0.0212	0.3649	0.0126	0.4024	0.4334	0.0124	0.0532	5.2478	0.0121	0.1002	0.0226	0.0511
ICSA	-0.0010	248.8004	-0.0033	-0.0087	0.0002	0.0013	0.0023	266.1400	0.0008	0.0024	-0.0014	-0.0069
ICSAB	0.2067	242.2755	0.1049	0.9471	0.4941	0.4537	0.5168	259.7891	0.9995	0.4583	0.4771	0.5294
CCV	0.2070	46.8709	0.5009	0.9913	0.9938	0.4801	0.5222	50.6035	0.5126	0.4830	0.9893	1.0221
CCB	-0.0013	0.0437	0.0026	-0.0013	0.0003	0.0009	0.0016	0.1891	0.0000	-0.0012	0.0003	-0.0040

Sample Id1	Fe	Li	K	Mg	Mn	Mo	Na	Ni	P	Pb	Pb I	Pb II
RINSE	-0.0005	-0.0025	0.1105	0.1159	-0.0002	-0.0002	0.0764	-0.0028	-0.0015	-0.0005	-0.0005	-0.0004
RINSE	-0.0024	-0.0025	0.1047	0.1135	-0.0004	0.0009	0.0708	-0.0043	-0.0071	0.0004	0.0003	0.0005
MIXAHIGH	198.6142	9.9622	248.7162	498.1437	0.0069	-0.0017	149.0571	0.0027	0.0073	-0.0007	-0.0005	-0.0009
MIXBHIGH	0.0098	-0.0013	0.3594	0.0834	10.0016	10.0742	0.4950	10.1086	49.7202	10.0506	10.0393	10.0563
MIXCHIGH	-0.0153	-0.0018	0.3440	-0.6042	0.0064	0.0057	0.4773	0.0024	0.0455	0.0166	-0.0296	0.0396
ICV	10.1605	0.2432	24.8953	24.7771	0.4990	0.5055	24.3024	0.4880	2.4351	0.4951	0.4963	0.4946
ICB	0.0069	-0.0021	0.1514	0.0978	0.0003	-0.0017	0.0564	-0.0015	-0.0177	-0.0017	-0.0026	-0.0012
CRI	0.2170	0.0150	4.2258	5.1536	0.0326	0.0210	4.0684	0.0798	0.1926	0.0057	0.0028	0.0071
ICSA	111.5509	-0.0020	0.1354	263.2954	0.0039	-0.0013	0.0710	-0.0002	-0.0060	-0.0013	-0.0042	0.0002
ICSAB	110.4769	1.1133	0.1430	258.4933	0.4727	0.9649	0.0467	0.8967	0.9723	0.0494	0.0420	0.0532
CCV	20.7973	0.5421	52.5416	49.9196	0.9915	1.0282	52.0081	0.9791	4.9845	0.9972	0.9982	0.9967
CCB	0.0133	-0.0021	0.1621	0.1102	0.0003	-0.0011	0.0627	-0.0020	-0.0044	-0.0022	-0.0043	-0.0011
IP130904-1MB	-0.0031	-0.0025	0.1047	0.0674	-0.0004	-0.0004	0.0407	-0.0002	0.0013	0.0008	-0.0055	0.0039
IP130904-1LCS	0.9744	0.5078	38.2954	37.8090	0.4944	1.0079	38.0141	0.4798	-0.0015	0.4770	0.4838	0.4736
1307497-3	45.9925	0.8240	26.2328	84.3394	5.9781	1.8520	38.3137	3.8531	2.8467	1.0493	1.0528	1.0475
1307497-3D	47.2048	0.8478	27.3069	90.3082	7.2466	1.8886	39.0093	3.8973	2.9171	1.0583	1.0678	1.0536
1307497-3 NC	45.4393	0.8262	26.3065	83.7116	5.9025	1.8283	38.2055	3.8245	2.8207	1.0385	1.0418	1.0368
1307497-3D NC	47.1566	0.8474	27.3290	90.2418	7.2417	1.8690	39.0071	3.8933	2.8840	1.0596	1.0637	1.0576
1307497-22	26.7075	0.0304	5.3790	1.8844	0.1277	0.0064	0.4191	0.0572	0.5662	0.0279	0.0249	0.0294
F130903-1MB	-0.0071	-0.0020	0.1550	0.0669	-0.0004	-0.0022	0.0317	-0.0027	-0.0172	-0.0026	-0.0035	-0.0021
F130903-1LCS	1.0594	0.5360	43.2134	41.5536	0.5186	1.0653	42.5567	0.5212	10.2705	0.5212	0.5259	0.5189
1308461-2	-0.0038	0.0015	2.0991	13.8544	0.0002	0.0002	88.7169	-0.0022	0.0084	-0.0014	0.0001	-0.0021
CCV	20.4741	0.5369	51.9627	49.3639	0.9725	1.0303	52.2674	0.9924	4.9493	0.9783	0.9928	0.9711
CCB	0.0133	-0.0016	0.1709	0.1113	0.0002	-0.0011	0.0664	-0.0017	-0.0133	-0.0023	-0.0062	-0.0004
1308461-2D	-0.0055	0.0013	2.0295	13.5690	-0.0001	-0.0013	86.3753	-0.0011	-0.0075	-0.0012	0.0008	-0.0022
1308461-2L 5X	-0.0061	-0.0013	0.4200	2.8326	-0.0003	-0.0023	15.9325	0.0000	-0.0125	-0.0012	0.0000	-0.0018
1308461-2MS	0.9774	0.6035	51.2718	54.1525	0.4995	1.0527	132.9010	0.5080	10.1720	0.5103	0.5216	0.5047
1308461-2MSD	0.9753	0.6045	51.3249	54.1292	0.4996	1.0582	131.3055	0.5099	10.0983	0.5097	0.5172	0.5060
1308461-3	-0.0023	0.0064	0.7894	0.2243	0.0174	0.0214	123.1226	-0.0010	-0.0185	0.0001	0.0014	-0.0005
1308488-1	-0.0020	0.0225	3.6103	8.0389	0.1008	0.0015	197.9429	-0.0021	-0.0196	-0.0023	0.0005	-0.0036
1308488-2	-0.0058	0.0140	2.1290	21.1788	0.0423	-0.0022	120.1060	-0.0018	-0.0099	-0.0043	-0.0036	-0.0046
1308488-3	-0.0046	0.0123	0.6914	0.1757	0.0040	0.0354	114.5126	-0.0010	-0.0055	-0.0013	-0.0005	-0.0018
1308488-4	0.0035	0.0011	1.8218	16.3652	0.3626	-0.0017	48.1585	-0.0017	-0.0070	-0.0020	-0.0040	-0.0010
1308488-4D	0.0082	0.0010	1.7342	15.7804	0.3489	-0.0007	46.5694	-0.0020	-0.0104	-0.0027	-0.0029	-0.0026
CCV	20.4104	0.5338	51.5729	49.1060	0.9656	1.0352	51.4461	1.0032	4.8918	0.9708	0.9852	0.9636
CCB	0.0166	-0.0013	0.1778	0.1171	0.0005	0.0003	0.0807	-0.0016	-0.0083	-0.0006	-0.0001	-0.0009
1308488-4L 5X	-0.0055	-0.0013	0.3879	3.3217	0.0744	-0.0022	8.7255	-0.0009	-0.0104	-0.0027	-0.0026	-0.0028
1308488-4MS	1.0030	0.5515	48.5965	56.7463	0.8452	1.0513	94.7171	0.5171	10.0515	0.5122	0.5210	0.5077
1308488-4MSD	1.0254	0.5601	49.2928	57.4812	0.8573	1.0711	96.1704	0.5212	10.1260	0.5146	0.5244	0.5097
1308515-1	0.0205	0.0027	2.6177	37.9125	0.0871	0.0017	154.3476	-0.0026	0.0097	-0.0006	-0.0023	0.0003
1308515-2	0.0113	0.0002	1.9171	16.8281	0.0011	-0.0012	41.7206	-0.0022	-0.0028	-0.0023	-0.0028	-0.0021
1308515-3	0.0471	0.0038	3.3083	17.2482	0.0021	0.0002	90.1339	-0.0014	-0.0112	-0.0020	-0.0012	-0.0023
1308545-1	0.0142	0.0000	0.8839	1.2754	0.0778	0.0077	99.8433	-0.0029	-0.0117	-0.0011	-0.0026	-0.0004
1308545-3	0.0066	0.0018	0.5145	0.1100	0.0314	0.0099	95.3577	-0.0017	0.0005	-0.0028	-0.0023	-0.0030
1308474-1	0.0285	0.0192	2.4365	24.6293	0.0112	-0.0011	16.4707	-0.0010	-0.0023	-0.0014	0.0001	-0.0021
1308461-2 10X	-0.0078	-0.0016	0.2831	1.4378	-0.0003	-0.0018	6.7502	-0.0008	-0.0073	-0.0026	-0.0044	-0.0017
CCV	20.5956	0.5089	51.7670	49.4453	0.9727	1.0496	51.9135	1.0270	4.9356	0.9739	0.9963	0.9627
CCB	0.0176	-0.0016	0.1657	0.1232	0.0006	0.0014	0.0815	-0.0014	-0.0044	0.0000	0.0000	0.0000
1308461-2D 10X	-0.0078	-0.0017	0.2581	1.4052	-0.0004	-0.0018	6.6246	-0.0023	-0.0117	-0.0025	-0.0017	-0.0029
1308461-2L 50X	-0.0079	-0.0019	0.1751	0.3393	-0.0003	-0.0029	1.2897	0.0002	-0.0047	-0.0034	-0.0034	-0.0033

Sample Id1	Fe	Li	K	Mg	Mn	Mo	Na	Ni	P	Pb	Pb I	Pb II
1308461-2MS 10X	0.0948	0.0384	3.7011	5.4391	0.0519	0.1056	10.4025	0.0527	0.9739	0.0486	0.0488	0.0485
1308461-2MSD 10X	0.0939	0.0388	3.7162	5.4105	0.0514	0.1038	10.4425	0.0517	0.9925	0.0475	0.0462	0.0481
Z	-0.0075	-0.0004	0.3465	0.8769	0.0101	-0.0018	17.0387	-0.0020	-0.0083	-0.0023	-0.0025	-0.0022
Z	-0.0058	-0.0017	0.2941	3.8662	0.0087	-0.0029	12.6376	-0.0017	-0.0068	-0.0027	-0.0047	-0.0018
1308461-1A	0.8845	0.5589	49.9642	52.8422	0.4498	0.9631	129.9409	0.4705	-0.0172	0.4649	0.4705	0.4620
1308488-1 10X	-0.0069	0.0000	0.4383	0.8454	0.0099	-0.0012	20.7202	-0.0013	-0.0117	-0.0014	0.0003	-0.0023
1308515-1 10X	-0.0046	-0.0015	0.3778	3.6971	0.0085	-0.0015	15.4556	-0.0009	-0.0086	0.0002	-0.0003	0.0005
IP130904-5MB	-0.0051	-0.0022	0.1350	0.0649	-0.0003	-0.0023	0.0344	-0.0025	-0.0005	-0.0020	-0.0041	-0.0009
CCV	20.3797	0.5106	51.7940	49.1775	0.9583	1.0498	52.2518	1.0328	4.8624	0.9699	0.9904	0.9597
CCB	0.0178	-0.0019	0.1729	0.1202	0.0006	-0.0015	0.0771	-0.0010	-0.0115	0.0000	-0.0028	0.0014
IP130904-5LCS	1.0021	0.5146	39.9591	40.7615	0.5078	1.0836	41.5076	0.5396	-0.0070	0.5083	0.5229	0.5011
1308381-2	0.0737	0.0059	3.9317	19.6868	0.5527	0.0038	3.0726	-0.0011	0.0376	-0.0003	-0.0011	0.0002
1308381-2D	0.0752	0.0057	3.9093	19.5831	0.5481	0.0032	3.0696	-0.0012	0.0254	-0.0004	-0.0006	-0.0004
1308381-2L 5X	0.0085	-0.0009	0.7882	3.9386	0.1112	-0.0019	0.5619	0.0001	-0.0049	-0.0009	-0.0048	0.0010
1308381-2MS	1.0401	0.5396	45.2570	59.5943	1.0170	1.0569	46.2210	0.5214	0.0290	0.4946	0.5077	0.4880
1308381-2MSD	1.0685	0.5483	45.9265	60.9346	1.0463	1.0860	46.8212	0.5341	0.0329	0.5104	0.5163	0.5075
1308381-3	0.0791	0.0061	4.0180	20.0700	0.5538	0.0032	3.0580	-0.0012	0.0282	0.0001	-0.0014	0.0008
1308381-4	0.4936	0.0000	2.6090	15.5562	1.3994	0.0016	7.8703	-0.0013	0.0068	-0.0008	-0.0037	0.0006
1308381-5	0.0671	0.0056	3.8850	19.4735	0.5351	0.0011	3.0229	-0.0015	0.0267	-0.0020	-0.0042	-0.0009
1308381-5D	0.0538	0.0057	3.9439	19.7169	0.5403	0.0009	3.0694	-0.0016	0.0293	-0.0020	-0.0058	0.0000
CCV	20.5702	0.5076	51.5026	49.2984	0.9647	1.0578	52.3085	1.0475	4.8461	0.9791	0.9976	0.9699
CCB	0.0130	-0.0020	0.1531	0.1141	0.0004	0.0000	0.0676	-0.0022	-0.0068	0.0009	-0.0002	0.0014
1308381-5L 5X	0.0072	-0.0010	0.7703	3.9114	0.1087	-0.0015	0.5363	-0.0022	-0.0028	-0.0007	-0.0041	0.0010
1308381-5MS	1.0519	0.5373	44.9633	59.8029	1.0149	1.0724	46.1411	0.5333	0.0301	0.4989	0.5138	0.4914
1308381-5MSD	1.0466	0.5482	45.9219	60.7783	1.0291	1.0818	46.9496	0.5375	0.0303	0.5005	0.5167	0.4924
1308381-6	0.0564	0.0058	3.9444	19.7017	0.5509	0.0020	2.8794	-0.0008	0.0188	-0.0009	-0.0026	-0.0001
1308381-7	0.3260	0.0001	2.4631	16.8053	1.1168	0.0009	6.5118	-0.0009	0.0123	-0.0014	-0.0031	-0.0006
1308401-1	-0.0060	1.6661	20.8848	822.4435	0.5515	0.0120	340.6917	0.1426	-0.0352	-0.0015	0.0003	-0.0024
1308401-2	0.4138	0.7976	8.7145	480.3167	0.9516	0.0054	291.4945	0.0588	-0.0420	-0.0016	0.0016	-0.0033
1308401-3	0.0072	1.6475	21.1710	807.8662	0.5496	0.0126	336.1050	0.1437	-0.0500	-0.0008	0.0014	-0.0019
1308401-4	0.5328	0.7984	8.6726	474.7848	1.0383	0.0030	287.4639	0.0619	-0.0420	-0.0024	-0.0003	-0.0035
1308429-2	0.0332	-0.0006	2.0863	16.2801	0.1109	0.0004	5.6019	-0.0018	-0.01289	-0.0013	-0.0002	-0.0018
CCV	20.3630	0.5064	51.3555	49.1233	0.9516	1.0577	51.2220	1.0562	4.8175	0.9583	0.9917	0.9416
CCB	0.0134	-0.0020	0.1491	0.1169	0.0005	-0.0026	0.0848	-0.0014	-0.0209	0.0003	-0.0064	0.0037
1308429-3	0.2458	0.0037	165.7657	3.8679	0.0325	0.0167	10.8037	-0.0020	0.0403	-0.0004	-0.0038	0.0013
1308429-4	0.0159	-0.0010	2.2118	15.8214	0.1098	-0.0007	5.8665	-0.0016	-0.0013	-0.0009	-0.0033	0.0003
1308429-5	0.0189	0.0031	167.4758	3.8033	0.0243	0.0078	10.9406	-0.0020	0.0353	-0.0011	-0.0003	-0.0015
1308536-1	-0.0058	0.5094	27.1988	101.8749	0.0272	-0.0026	127.9754	-0.0007	-0.0052	-0.0011	-0.0005	-0.0014
1308536-2	0.0019	-0.0011	46.5315	37.0923	0.0117	-0.0018	55.7707	-0.0005	-0.0036	-0.0010	-0.0010	-0.0010
1308505-2	0.1235	0.0008	2.4422	13.4559	0.1231	-0.0011	4.6348	-0.0012	0.0016	-0.0014	-0.0027	-0.0007
1308505-3	0.0435	-0.0016	2.7444	16.5261	0.0274	-0.0011	6.3706	-0.0011	0.0055	-0.0016	-0.0006	-0.0021
1308505-4	0.0690	0.0007	2.3804	13.6278	0.1177	0.0004	4.2862	-0.0008	0.0005	-0.0012	-0.0003	-0.0016
1308505-5	-0.0023	-0.0017	2.7349	16.4809	0.0268	-0.0002	6.4837	-0.0007	0.0000	-0.0018	-0.0059	0.0003
1308401-1 10X	-0.0081	0.1313	1.4073	80.1324	0.0691	-0.0001	129.0841	0.0160	-0.0794	-0.0013	-0.0035	-0.0002
CCV	20.3308	0.5021	50.8985	48.7305	1.0036	0.9902	51.4801	1.0249	4.7670	0.9888	0.9879	0.9892
CCB	0.0004	-0.0022	0.1532	0.0884	0.0000	-0.0015	0.0576	-0.0019	-0.0156	-0.0004	-0.0002	-0.0005
1308401-2 10X	0.0395	0.0567	0.6610	45.5619	0.1121	-0.0012	38.8083	0.0050	-0.0431	-0.0017	-0.0034	-0.0009
1308401-3 10X	-0.0067	0.1254	1.3717	76.5676	0.0673	-0.0003	124.0476	0.0160	-0.0715	-0.0014	-0.0044	0.0000
1308401-4 10X	0.0520	0.0583	0.6584	45.9960	0.1220	-0.0016	40.3549	0.0051	-0.0509	-0.0004	-0.0035	0.0012
1308536-1 10X	-0.0078	0.0341	1.9532	10.7264	0.0028	-0.0026	9.9239	-0.0008	-0.0122	-0.0023	-0.0025	-0.0022

Sample Id1	Fe	Li	K	Mg	Mn	Mo	Na	Ni	P	Pb	Pb I	Pb II
1308536-2 10X	-0.0075	-0.0022	3.4541	3.9081	0.0010	-0.0016	3.9933	-0.0014	-0.0073	-0.0018	-0.0023	-0.0016
IP130904-6MB	-0.0091	-0.0024	0.1350	0.0627	-0.0001	-0.0016	0.0755	-0.0029	-0.0214	-0.0013	-0.0015	-0.0012
IP130904-6LCS	1.0056	0.5263	40.7044	41.0669	0.5341	1.0408	42.4365	0.5436	-0.0094	0.5253	0.5226	0.5267
1308412-1	0.3078	0.7523	31.9959	265.7114	4.0995	-0.0001	293.7551	0.0616	0.0186	-0.0001	-0.0024	0.0011
1308412-2	0.3768	0.2341	19.1701	104.7172	4.5080	-0.0005	158.1444	0.0198	0.0429	-0.0014	-0.0019	-0.0012
1308412-3	13.5843	0.3147	25.0218	170.3592	5.8926	-0.0003	229.9494	0.0146	0.0525	-0.0010	0.0024	-0.0026
CCV	20.0528	0.5034	51.0149	48.5116	0.9887	0.9904	51.2069	1.0254	4.7742	0.9728	0.9838	0.9673
CCB	0.0012	-0.0022	0.1316	0.0942	0.0003	-0.0010	0.0699	-0.0028	-0.0151	0.0007	0.0003	0.0008
1308412-4	105.5700	0.3726	11.3156	77.5307	12.3211	-0.0029	210.6197	0.3164	0.0115	0.0005	0.0058	-0.0021
1308412-5	5.3168	4.1402	20.4153	129.1350	82.2784	-0.0008	280.2703	2.3123	0.0298	0.0079	0.0082	0.0077
1308412-6	24.5948	1.2319	39.0724	318.5518	7.4975	0.0016	317.9520	0.0051	0.0585	-0.0023	0.0000	-0.0034
1308412-7	5.0072	1.2852	41.1068	334.2175	7.6567	0.0002	320.7785	0.0059	0.0350	-0.0007	0.0033	-0.0027
1308412-11	-0.0016	0.4638	17.7306	115.1684	2.6283	-0.0016	203.7861	0.0785	-0.0804	-0.0002	0.0031	-0.0018
1308412-11D	-0.0067	0.4623	17.6781	114.7505	2.6158	-0.0011	204.6118	0.0788	0.0204	-0.0011	0.0009	-0.0021
1308412-11L 5X	-0.0066	0.0730	2.7517	23.8403	0.5721	0.0004	40.5312	0.0164	-0.0062	-0.0016	-0.0015	-0.0017
1308412-11MS	0.8746	1.0926	68.5687	152.0756	3.0363	0.9612	234.2092	0.5635	0.0332	0.4785	0.4861	0.4746
1308412-11MSD	0.8650	1.0895	68.4226	151.2367	3.0132	0.9477	231.8807	0.5563	0.0337	0.4779	0.4833	0.4752
1308112-1	354.0026	1.4024	40.4328	3.5005	3.1392	-0.0046	356.6832	0.3092	0.9404	0.0034	0.0217	-0.0058
CCV	19.9849	0.4994	50.7227	48.0689	0.9803	0.9879	49.1465	1.0284	4.5806	0.9718	0.9727	0.9713
CCB	0.0024	-0.0019	0.1359	0.0939	0.0003	-0.0015	0.0894	-0.0025	-0.0232	-0.0006	-0.0031	0.0006
1308441-1	0.0112	2.0399	23.2716	463.6854	5.1877	-0.0021	347.9985	1.1651	0.0497	-0.0004	0.0025	-0.0019
1308441-1D	0.0317	2.0189	22.9890	459.8480	5.1494	-0.0019	343.0476	1.1562	0.0363	0.0007	0.0015	0.0003
1308441-1L 5X	-0.0035	0.3609	3.5522	93.3105	1.1674	-0.0005	204.4474	0.2664	-0.0073	-0.0007	0.0012	-0.0016
1308441-1MS	0.8351	2.7055	87.0560	501.3789	5.5702	0.9310	340.7467	1.6061	0.0426	0.4526	0.4624	0.4476
1308441-1MSD	0.8279	2.6461	85.2123	490.8316	5.4537	0.9188	340.7672	1.5816	0.0363	0.4431	0.4574	0.4360
1308441-2	51.4068	2.1405	25.1871	277.5775	4.3248	0.0006	344.7330	0.2434	0.1931	0.0001	0.0083	-0.0040
1308441-3	81.2602	2.1638	26.2253	512.6293	19.6804	-0.0010	339.5333	1.6282	0.0167	0.0006	0.0144	-0.0063
1308441-5	29.6994	1.3094	35.1908	240.4209	16.1828	0.0007	326.1516	0.1276	-0.0052	0.0009	0.0080	-0.0027
1308441-5D	29.9628	1.3269	35.7020	242.6886	16.3124	0.0012	328.9627	0.1294	0.0228	0.0028	0.0073	-0.0014
1308441-5L 5X	6.2564	0.2185	5.3923	49.4783	3.6903	-0.0014	111.8983	0.0278	-0.0222	-0.0015	0.0018	-0.0032
CCV	19.8708	0.5065	51.3924	48.2930	0.9752	0.9890	50.2956	1.0466	4.7170	0.9616	0.9759	0.9544
CCB	0.0003	-0.0021	0.1323	0.0862	0.0003	-0.0018	0.1007	-0.0023	-0.0128	-0.0012	-0.0008	-0.0014
1308441-5MS	31.2680	2.0108	92.7077	285.2340	16.8857	0.9398	343.5751	0.6042	0.0403	0.4644	0.4689	0.4622
1308441-5MSD	30.7868	2.0082	92.7568	282.2950	16.6258	0.9348	337.8033	0.6014	0.0144	0.4583	0.4721	0.4515
1308441-7	9.9264	2.3029	41.2655	1372.6841	1.0516	0.0053	278.2548	0.0415	0.0818	-0.0022	0.0043	-0.0054
1308510-6	0.0100	0.0035	0.6351	16.2944	0.0008	-0.0010	1.8086	-0.0021	-0.0075	-0.0012	-0.0025	-0.0005
1308510-6D	-0.0002	0.0034	0.6538	16.4017	0.0004	-0.0015	1.6074	-0.0024	-0.0078	0.0000	-0.0011	0.0005
1308510-6L 5X	-0.0054	-0.0014	0.2044	3.2405	-0.0003	-0.0024	0.3639	-0.0012	-0.0099	-0.0006	-0.0038	0.0010
1308510-6MS	0.9507	0.5198	40.6320	55.2368	0.4971	0.9918	42.0904	0.5309	-0.0117	0.4900	0.4982	0.4859
1308510-6MSD	0.9789	0.5300	41.2772	55.9856	0.5047	1.0066	43.1027	0.5397	-0.0049	0.4980	0.5000	0.4970
1308510-7	-0.0037	0.0032	0.6672	16.0726	0.0014	-0.0017	1.5158	-0.0020	-0.0099	-0.0014	-0.0021	-0.0011
1308514-1	32.7133	4.4423	110.9236	17.6783	0.8249	0.0067	264.8200	0.0100	1.3331	0.0018	0.0040	0.0008
CCV	20.2897	0.4960	50.0078	48.8247	1.0016	0.9875	50.0471	0.9965	4.8546	0.9921	0.9818	0.9972
CCB	0.0020	-0.0022	0.1271	0.0942	0.0007	-0.0014	0.1104	-0.0026	-0.0203	-0.0004	-0.0033	0.0010
1308542-1	52.0200	3.8229	94.9076	15.1996	0.9797	0.0077	275.2830	0.0158	-1.1900	-0.0004	0.0003	-0.0007
1308514-1 10X	4.1664	0.4656	8.8021	2.5736	0.1094	-0.0006	339.4192	-0.0003	-0.1068	-0.0015	-0.0016	-0.0015
1308542-1 10X	6.3349	0.3917	7.4237	2.1660	0.1267	-0.0006	325.5415	0.0005	-0.2305	-0.0014	-0.0023	-0.0009
IP130904-3MB	-0.0059	-0.0022	0.1013	0.0602	-0.0004	-0.0028	0.2350	-0.0022	-0.1162	0.0006	-0.0075	0.0046
IP130904-3LCS	1.0081	-0.0021	0.1448	0.0646	0.5334	1.0009	0.1772	0.5179	-0.0243	0.4873	0.4822	0.4898
1308472-1	1.0941	0.0205	5.5711	6.1552	2.1562	0.3127	411.5349	-0.2121	-0.0728	0.4186	0.5595	0.3484

Sample Id1	Fe	Li	K	Mg	Mn	Mo	Na	Ni	P	Pb	Pb I	Pb II
1308472-1D	0.0378	0.0206	5.5007	6.0682	2.1409	0.3117	408.1854	-0.2155	-0.0778	0.4233	0.5510	0.3595
1308472-1L 5X	0.2581	0.0025	1.0274	1.5001	0.5188	0.0744	247.7339	-0.0534	-0.0324	0.1030	0.1199	0.0945
1308472-1MS	0.8114	0.0210	5.4721	6.0743	2.5248	1.2062	405.0317	0.2038	-0.0647	0.8564	0.9960	0.7867
1308472-1MSD	0.8049	0.0212	5.4342	5.9820	2.5250	1.2062	407.9681	0.2065	-0.0566	0.8654	0.9871	0.8046
CCV	20.2650	0.5017	50.4137	48.9229	0.9994	0.9910	50.0116	1.0085	4.7248	1.0001	0.9886	1.0058
CCB	0.0061	-0.0018	0.1415	0.1014	0.0011	0.0009	0.2000	-0.0014	-0.0216	-0.0016	-0.0046	-0.0001
1308475-1	0.2345	0.0089	14.1542	16.4376	0.0193	-0.0005	56.5138	0.0008	5.4316	0.0019	-0.0021	0.0039
1308475-2	0.1951	0.0015	11.1969	2.6437	0.0126	0.0001	59.0738	0.0011	3.1066	0.0021	-0.0011	0.0038
1308499-1	0.7784	0.0170	9.7676	34.2403	0.4058	0.0048	63.7883	0.0032	2.4087	0.0044	0.0017	0.0057
1308499-2	0.8491	0.0443	12.4094	60.0086	0.0197	0.0029	75.6697	0.0021	3.0006	0.0038	-0.0014	0.0064
1308525-1	0.7871	0.0015	14.8636	3.1939	0.0257	-0.0015	49.2749	0.0016	5.8208	0.0011	-0.0043	0.0038
1308525-2	0.3671	0.0123	12.9390	17.8580	0.0907	0.0003	54.6603	0.0032	4.7937	0.0017	0.0016	0.0017
EX130903-9MB	-0.0066	-0.0021	0.1531	0.0696	-0.0003	-0.0020	0.3279	-0.0010	-0.0075	0.0013	-0.0032	0.0035
EX130903-9LCS	1.0095	-0.0020	0.1561	0.0649	0.5298	1.0006	0.3230	0.5259	-0.0042	0.4867	0.4842	0.4879
1308526-13	-0.0008	-0.0021	0.1644	0.1655	0.0000	-0.0003	0.6521	-0.0004	4.7232	0.0009	-0.0045	0.0036
1308526-13D	0.0118	-0.0022	0.1719	0.1652	0.0008	-0.0013	0.6403	0.0003	4.6518	0.0011	-0.0037	0.0035
CCV	19.9631	0.4974	50.0260	48.3497	0.9836	0.9821	51.3905	1.0092	4.6874	0.9788	0.9767	0.9799
CCB	0.0039	-0.0021	0.1434	0.0917	0.0005	-0.0005	0.1237	-0.0017	-0.0060	-0.0015	-0.0019	-0.0013
1308526-13L 5X	-0.0046	-0.0022	0.1340	0.0862	-0.0002	-0.0016	0.2690	-0.0006	0.9933	-0.0014	-0.0056	0.0007
1308526-13MS	0.9756	-0.0021	0.1582	0.1580	0.5115	0.9728	0.6443	0.5094	4.7013	0.4706	0.4722	0.4697
1308526-13MSD	1.1032	-0.0021	0.1606	0.1580	0.5172	0.9880	0.6527	0.5164	4.6887	0.4788	0.4766	0.4799
1308549-2	0.0013	0.0048	0.6132	0.0658	-0.0001	0.0105	50.4848	-0.0006	-0.0107	0.0025	-0.0030	0.0052
1308570-6	0.0303	0.0038	0.4773	0.0644	0.0000	0.0076	25.7286	-0.0004	-0.0047	0.0001	-0.0027	0.0014
1308570-7	0.1180	0.0018	0.3211	0.0652	0.0000	0.0175	39.4703	-0.0006	-0.0044	0.0027	-0.0008	0.0044
1308570-8	0.0443	0.0028	0.1787	0.0627	-0.0005	0.0036	15.5060	-0.0007	-0.0138	0.0026	-0.0020	0.0049
1308570-9	0.0149	0.0022	0.4085	0.0674	-0.0002	0.0186	49.9905	-0.0013	-0.0052	0.0014	-0.0021	0.0031
1308570-10	0.0047	0.0024	0.3839	0.0622	-0.0005	0.0164	47.3690	-0.0014	0.0013	0.0005	-0.0040	0.0028
EX130903-8MB	0.0139	-0.0022	0.2278	0.0674	-0.0003	-0.0023	168.6565	-0.0010	-0.0065	0.0014	-0.0020	0.0031
CCV	19.8420	0.4944	49.7476	48.0675	0.9768	0.9801	50.9761	1.0127	4.7523	0.9718	0.9699	0.9728
CCB	0.0071	-0.0020	0.1439	0.0992	0.0008	0.0001	0.1366	-0.0021	-0.0109	-0.0009	-0.0034	0.0003
EX130903-8LCS	0.9560	-0.0019	0.2347	0.0630	0.5048	1.0068	170.9617	0.5220	-0.0013	0.4909	0.4914	0.4906
1308526-12	0.8318	0.0059	0.2722	0.1251	0.2051	-0.0003	171.4796	0.0032	0.0094	0.0027	0.0027	0.0027
1308526-12D	0.8195	0.0059	0.2484	0.1227	0.2051	-0.0020	170.0626	0.0036	-0.0002	0.0011	-0.0011	0.0022
1308526-12L 5X	0.1682	-0.0009	0.1467	0.0762	0.0425	-0.0013	33.6941	-0.0009	-0.0117	-0.0012	-0.0042	0.0002
1308526-12MS	1.7834	0.0061	0.2603	0.1229	0.7011	0.9976	171.3858	0.5232	0.0081	0.4878	0.4900	0.4868
1308526-12MSD	1.7829	0.0066	0.2558	0.1246	0.6951	0.9923	170.4301	0.5159	-0.0049	0.4867	0.4858	0.4872
CRI	0.2121	0.0137	4.0564	5.0531	0.0328	0.0216	4.1137	0.0862	0.1722	0.0059	0.0057	0.0060
ICSA	107.5421	-0.0020	0.1112	257.6775	0.0007	-0.0031	0.1094	-0.0004	-0.0073	0.0011	0.0023	0.0004
ICSAB	105.0451	1.0376	0.1074	251.0076	0.4643	0.9276	0.0741	0.9522	0.9136	0.0549	0.0517	0.0564
CCV	19.6765	0.4925	49.6401	47.8128	0.9658	0.9767	51.0812	1.0189	4.6556	0.9626	0.9594	0.9642
CCB	0.0155	-0.0021	0.1466	0.1205	0.0009	0.0001	0.1470	-0.0018	-0.0094	0.0009	-0.0024	0.0025

Sample Id1	S	Sb	Se	Se I	Se II	Si	Sn	Sr	Ti	Tl	U	V
RINSE	0.0008	-0.0013	-0.0009	0.0025	-0.0026	-0.0100	0.0001	0.0000	-0.0018	0.0012	-0.0188	-0.0008
RINSE	-0.0093	-0.0045	0.0000	0.0020	-0.0011	-0.0091	-0.0036	-0.0001	-0.0019	0.0047	-0.0194	-0.0008
MIXAHIGH	0.0186	0.0075	-0.0063	0.0110	-0.0150	-0.0181	0.0017	-0.0006	0.0010	-0.0263	0.1623	-0.0069
MIXBHIGH	0.0119	2.0372	5.0502	5.0622	5.0442	50.1500	10.0603	10.0708	9.9902	5.0253	-0.0677	5.0261
MIXCHIGH	50.1399	0.0039	-0.0006	-0.0111	0.0047	0.0447	0.0178	-0.0020	0.0116	0.0036	50.0820	-0.0098
ICV	2.4950	0.2523	0.5110	0.5210	0.5061	2.4158	0.5034	0.2478	0.2463	0.2495	2.4067	0.2515
ICB	-0.0118	0.0019	0.0034	0.0047	0.0028	-0.0098	-0.0026	-0.0012	-0.0017	0.0054	-0.0127	0.0000
CRI	0.1777	0.1224	0.0127	0.0151	0.0114	0.0935	0.0992	0.0194	0.0195	0.0229	0.1833	0.1058
ICSA	-0.0254	0.0014	0.0000	0.0066	-0.0032	-0.0142	0.0069	-0.0006	-0.0006	0.0024	0.0647	-0.0030
ICSAB	0.9735	0.5909	0.0418	0.0555	0.0349	0.8845	1.0251	0.9346	0.9205	0.1057	9.0729	0.4708
CCV	5.0909	0.5085	1.0203	1.0399	1.0105	4.7783	1.0441	0.5067	0.4891	0.5025	4.7493	0.5017
CCB	-0.0186	-0.0007	0.0038	0.0026	0.0045	-0.0090	0.0012	-0.0011	-0.0016	0.0055	-0.0170	0.0003
IP130904-1MB	-0.0288	-0.0045	0.0000	-0.0014	0.0006	-0.0118	-0.0050	-0.0024	-0.0022	-0.0030	-0.0231	-0.0002
IP130904-1LCS	0.0220	0.4734	1.7436	1.7575	1.7366	1.0351	0.5084	0.5079	0.4825	2.0116	-0.0245	0.5049
1307497-3	1.4951	0.5184	2.4847	2.4911	2.4815	4.0771	1.9556	1.0447	0.4426	0.7718	-0.0023	2.7593
1307497-3D	1.6713	0.5491	2.5073	2.5296	2.4962	4.1719	1.9990	1.0948	0.4505	0.7982	-0.0038	2.7915
1307497-3 NC	1.5053	0.4777	2.4639	2.4782	2.4568	6.0332	1.9145	1.0503	0.4375	0.7872	-0.0049	2.7322
1307497-3D NC	1.6612	0.4818	2.5083	2.4986	2.5130	6.7086	1.9735	1.0966	0.4506	0.8006	-0.0017	2.7844
1307497-22	2.6781	-0.0008	0.0038	-0.0062	0.0089	5.9084	-0.0004	0.2167	0.1767	0.0020	1.9242	0.1975
F130903-1MB	-0.0288	-0.0008	0.0021	0.0063	-0.0001	-0.0173	-0.0012	-0.0016	-0.0020	-0.0008	-0.0179	-0.0005
F130903-1LCS	10.5519	0.5346	2.1865	2.2338	2.1630	1.1121	0.5516	0.5313	0.4959	2.1993	-0.0309	0.5290
1308461-2	46.7099	-0.0017	0.0131	0.0154	0.0120	3.7135	0.0074	1.4543	-0.0018	0.0120	-0.0246	-0.0002
CCV	5.0196	0.5103	1.0064	1.0408	0.9893	4.7718	1.0342	0.5094	0.4757	0.5095	4.7413	0.4948
CCB	-0.0152	-0.0024	0.0024	0.0042	0.0014	-0.0117	0.0012	-0.0012	-0.0015	-0.0024	-0.0185	0.0001
1308461-2D	45.9494	-0.0007	0.0092	0.0089	0.0094	3.9658	0.0050	1.4206	-0.0020	0.0025	-0.0167	-0.0004
1308461-2L 5X	9.1584	-0.0021	0.0008	0.0018	0.0004	0.7985	-0.0017	0.2948	-0.0022	0.0061	-0.0228	-0.0004
1308461-2MS	56.5341	0.5292	2.2091	2.2560	2.1857	4.7383	0.5540	1.9309	0.4798	2.2098	-0.0278	0.5135
1308461-2MSD	56.2673	0.5279	2.2022	2.2563	2.1752	4.7227	0.5540	1.9252	0.4798	2.2171	-0.0254	0.5140
1308461-3	6.0115	-0.0035	0.0025	0.0041	0.0018	3.3027	0.0021	1.1788	-0.0014	0.0059	-0.0203	-0.0001
1308488-1	51.3572	-0.0006	0.0034	0.0067	0.0017	4.0118	-0.0012	2.3276	-0.0021	0.0043	-0.0164	-0.0004
1308488-2	32.0265	-0.0022	-0.0002	-0.0012	0.0003	5.6484	0.0017	2.7167	-0.0023	0.0084	-0.0246	-0.0004
1308488-3	0.1168	-0.0021	-0.0034	-0.0060	-0.0020	3.3682	-0.0045	0.1224	-0.0018	0.0065	-0.0249	-0.0001
1308488-4	23.5704	-0.0024	0.0015	0.0064	-0.0009	4.8969	0.0040	1.3740	-0.0023	0.0052	-0.0231	-0.0005
1308488-4D	22.7215	0.0001	-0.0021	-0.0032	-0.0016	4.7169	0.0088	1.3275	-0.0022	-0.0016	-0.0219	-0.0006
CCV	4.9992	0.5051	1.0043	1.0230	0.9949	4.7396	1.0489	0.5067	0.4702	0.5008	4.7508	0.4932
CCB	-0.0118	0.0000	0.0038	0.0032	0.0042	-0.0090	0.0036	-0.0010	-0.0015	0.0049	-0.0081	0.0000
1308488-4L 5X	4.6155	-0.0004	0.0010	0.0008	0.0011	0.9675	-0.0007	0.2776	-0.0022	0.0044	-0.0200	-0.0001
1308488-4MS	33.3302	0.5270	2.1799	2.2265	2.1566	5.8686	0.5587	1.8387	0.4764	2.2033	-0.0300	0.5148
1308488-4MSD	34.0326	0.5332	2.2063	2.2699	2.1750	5.9970	0.5635	1.8813	0.4822	2.2329	-0.0352	0.5195
1308515-1	59.0743	-0.0011	0.0085	0.0016	0.0120	5.0390	0.0055	2.5582	-0.0020	0.0093	-0.0194	-0.0005
1308515-2	35.6845	-0.0028	0.0036	0.0070	0.0019	5.1657	-0.0017	1.3451	-0.0022	-0.0019	-0.0213	-0.0007
1308515-3	20.4692	-0.0016	0.0128	0.0131	0.0126	3.3352	0.0007	2.0692	-0.0023	0.0080	-0.0219	-0.0004
1308545-1	19.8757	-0.0010	0.0000	0.0011	-0.0006	3.3582	0.0036	0.2101	-0.0019	0.0024	-0.0240	-0.0003
1308545-3	5.8451	-0.0015	-0.0009	-0.0028	0.0000	3.8148	0.0002	0.0505	-0.0020	0.0070	-0.0207	0.0004
1308474-1	10.3814	-0.0015	-0.0001	0.0020	-0.0012	9.6415	-0.0007	1.5307	-0.0022	-0.0035	-0.0167	0.0112
1308461-2 10X	4.5306	-0.0031	0.0010	-0.0008	0.0019	0.3887	0.0031	0.1460	-0.0021	0.0009	-0.0194	-0.0004
CCV	5.0366	0.5160	1.0065	1.0358	0.9918	4.7718	1.0512	0.5113	0.4711	0.5153	4.7830	0.4994
CCB	-0.0186	-0.0010	-0.0020	-0.0014	-0.0023	-0.0051	0.0040	-0.0009	-0.0013	0.0042	-0.0084	0.0003
1308461-2D 10X	4.3880	-0.0017	0.0013	0.0052	-0.0006	0.3799	-0.0050	0.1425	-0.0020	-0.0034	-0.0225	-0.0006
1308461-2L 50X	0.9193	-0.0022	-0.0029	-0.0012	-0.0038	0.0706	-0.0036	0.0294	-0.0021	-0.0004	-0.0179	-0.0002

Sample Id1	S	Sb	Se	Se I	Se II	Si	Sn	Sr	Ti	Tl	U	V
1308461-2MS 10X	5.4408	0.0470	0.2048	0.2125	0.2009	0.5022	0.0511	0.1960	0.0477	0.2266	-0.0213	0.0533
1308461-2MSD 10X	5.3558	0.0518	0.2045	0.2090	0.2023	0.4958	0.0473	0.1952	0.0471	0.2119	-0.0238	0.0527
Z	4.9007	-0.0028	-0.0006	-0.0049	0.0015	0.3910	-0.0074	0.2357	-0.0021	0.0019	-0.0271	-0.0006
Z	5.6786	-0.0027	0.0063	0.0009	0.0009	0.4972	-0.0026	0.2624	-0.0023	0.0007	-0.0225	-0.0004
1308461-1A	45.2625	0.4859	1.9953	2.0600	1.9631	4.8927	0.5089	1.8597	0.4278	2.0347	-0.0311	0.4653
1308488-1 10X	4.8294	0.0015	-0.0006	0.0025	-0.0021	0.3802	-0.0064	0.2331	-0.0017	-0.0074	-0.0182	-0.0004
1308515-1 10X	5.5631	-0.0005	-0.0014	0.0050	-0.0047	0.4779	-0.0050	0.2558	-0.0018	0.0084	-0.0200	-0.0006
IP130904-5MB	-0.0220	-0.0024	0.0017	0.0036	0.0008	-0.0141	0.0017	-0.0016	-0.0020	-0.0009	-0.0200	-0.0004
CCV	4.9992	0.5114	1.0094	1.0406	0.9938	4.7168	1.0617	0.5131	0.4622	0.5316	4.8040	0.4946
CCB	-0.0118	0.0005	0.0001	-0.0062	0.0033	-0.0079	0.0088	-0.0009	-0.0015	-0.0002	-0.0204	0.0000
IP130904-5LCS	-0.0085	0.5338	2.1381	2.2421	2.0862	1.1724	0.5554	0.5278	0.4779	2.2448	-0.0236	0.5235
1308381-2	2.3187	-0.0027	0.0049	-0.0003	0.0075	5.0558	-0.0012	0.4321	-0.0016	0.0078	-0.0201	0.0000
1308381-2D	2.2916	-0.0027	0.0008	0.0036	-0.0006	5.0316	0.0007	0.4303	-0.0019	0.0015	-0.0189	0.0003
1308381-2L 5X	0.4249	-0.0003	0.0029	0.0069	0.0009	0.9996	0.0007	0.0861	-0.0022	-0.0066	-0.0240	-0.0008
1308381-2MS	2.3051	0.5237	2.0818	2.1607	2.0424	6.0509	0.5531	0.9448	0.4641	2.1857	-0.0279	0.5082
1308381-2MSD	2.3594	0.5351	2.1270	2.2103	2.0854	6.1874	0.5673	0.9624	0.4753	2.2481	-0.0276	0.5205
1308381-3	2.3119	-0.0003	0.0047	0.0099	0.0021	5.1724	-0.0045	0.4432	-0.0015	0.0043	-0.0189	0.0003
1308381-4	9.8158	0.0018	-0.0009	-0.0047	0.0009	4.8921	-0.0045	0.1221	-0.0018	0.0068	-0.0213	-0.0003
1308381-5	2.2814	-0.0016	-0.0001	-0.0026	0.0011	5.0128	-0.0012	0.4289	-0.0021	0.0049	-0.0225	-0.0001
1308381-5D	2.3255	-0.0023	-0.0022	-0.0063	-0.0002	5.0700	-0.0031	0.4347	-0.0023	-0.0019	-0.0283	-0.0001
CCV	4.9924	0.5180	1.0123	1.0564	0.9903	4.7306	1.0683	0.5145	0.4619	0.5291	4.7803	0.4984
CCB	-0.0118	-0.0001	-0.0015	0.0013	-0.0030	-0.0090	0.0031	-0.0010	-0.0017	-0.0007	-0.0155	0.0000
1308381-5L 5X	0.4316	-0.0011	-0.0004	-0.0041	0.0014	0.9919	0.0036	0.0857	-0.0020	0.0054	-0.0259	-0.0004
1308381-5MS	2.3221	0.5288	2.0991	2.1855	2.0560	6.0503	0.5540	0.9478	0.4628	2.2132	-0.0187	0.5120
1308381-5MSD	2.3695	0.5325	2.1335	2.2204	2.0900	6.1810	0.5602	0.9655	0.4676	2.2570	-0.0199	0.5184
1308381-6	2.2102	0.0007	0.0046	-0.0007	0.0073	5.0505	0.0012	0.4367	-0.0020	0.0020	-0.0195	-0.0002
1308381-7	8.7838	-0.0014	0.0022	0.0063	0.0002	5.1880	0.0026	0.1179	-0.0021	0.0046	-0.0267	-0.0003
1308401-1	868.6410	0.0006	3.6628	3.7898	3.5994	4.7916	0.0012	10.1564	-0.0029	0.0085	0.3177	0.0012
1308401-2	690.2147	0.0018	0.0310	0.0269	0.0331	5.3844	0.0021	8.3918	-0.0033	0.0019	0.1661	0.0008
1308401-3	860.6546	0.0003	3.6693	3.7864	3.6108	4.6909	0.0040	10.0135	-0.0029	0.0153	0.3277	0.0018
1308401-4	680.3134	0.0000	0.0353	0.0427	0.0317	5.3299	-0.0012	8.3262	-0.0031	0.0052	0.1742	0.0010
1308429-2	8.4604	-0.0014	-0.0011	0.0001	-0.0018	3.0594	0.0021	0.2042	-0.0020	-0.0021	0.0038	0.0004
CCV	4.9551	0.5245	0.9991	1.0487	0.9744	4.6906	1.0674	0.5154	0.4538	0.5182	4.7820	0.4964
CCB	-0.0118	-0.0013	0.0024	0.0125	-0.0027	-0.0102	0.0031	-0.0009	-0.0016	-0.0045	-0.0246	-0.0002
1308429-3	3.6753	-0.0017	-0.0006	0.0018	-0.0017	2.7193	-0.0107	0.0191	0.0042	-0.0067	-0.0150	0.0018
1308429-4	7.5655	0.0005	-0.0012	-0.0028	-0.0004	3.0835	-0.0036	0.2058	-0.0023	0.0023	0.0023	0.0001
1308429-5	3.7398	0.0001	-0.0044	-0.0023	-0.0054	2.3457	0.0007	0.0196	-0.0020	-0.0012	-0.0124	0.0022
1308536-1	678.7317	-0.0004	0.0075	0.0116	0.0055	0.0369	-0.0036	1.9699	-0.0049	0.0069	-0.0295	0.0004
1308536-2	436.0290	0.0012	-0.0012	-0.0004	-0.0016	0.1659	0.0002	0.5029	-0.0039	-0.0001	-0.0274	-0.0001
1308505-2	5.0332	0.0026	-0.0021	0.0034	-0.0049	5.3785	0.0059	0.1887	-0.0011	0.0028	-0.0189	0.0005
1308505-3	5.8417	-0.0015	-0.0023	0.0006	-0.0038	3.4096	-0.0117	0.1423	-0.0012	-0.0038	-0.0057	0.0005
1308505-4	4.7445	-0.0006	0.0016	0.0052	-0.0001	5.3041	0.0040	0.1871	-0.0023	0.0016	-0.0216	0.0001
1308505-5	5.8451	-0.0039	0.0027	0.0061	0.0010	3.3864	0.0036	0.1416	-0.0021	-0.0019	-0.0136	-0.0002
1308401-1 10X	166.9784	0.0016	0.3357	0.3468	0.3302	0.5259	0.0008	1.2193	-0.0024	0.0049	0.0188	0.0000
CCV	4.8804	0.5220	1.0019	1.0492	0.9783	4.6540	1.0211	0.5146	0.4842	0.5315	4.7438	0.4944
CCB	-0.0051	0.0024	0.0023	0.0078	-0.0004	-0.0132	0.0085	-0.0013	-0.0018	0.0028	-0.0148	0.0001
1308401-2 10X	94.8971	-0.0022	0.0055	0.0055	0.0055	0.5674	-0.0078	0.9415	-0.0023	-0.0053	-0.0002	-0.0001
1308401-3 10X	159.9263	-0.0013	0.3297	0.3466	0.3212	0.4981	-0.0055	1.1707	-0.0022	0.0018	0.0145	-0.0005
1308401-4 10X	96.0258	-0.0019	0.0068	0.0024	0.0090	0.5635	-0.0055	0.9427	-0.0024	0.0017	-0.0057	-0.0003
1308536-1 10X	90.6584	-0.0008	-0.0029	0.0005	-0.0046	-0.0056	-0.0028	0.2090	-0.0025	-0.0022	-0.0142	-0.0001

Sample Id1	S	Sb	Se	Se I	Se II	Si	Sn	Sr	Ti	Tl	U	V
1308536-2 10X	50.3951	-0.0018	-0.0001	-0.0015	0.0006	0.0033	-0.0091	0.0517	-0.0023	0.0041	-0.0188	-0.0002
IP130904-6MB	0.0119	-0.0029	0.0016	0.0032	0.0008	-0.0135	-0.0033	-0.0025	-0.0021	-0.0010	-0.0213	-0.0005
IP130904-6LCS	-0.0220	0.5479	2.1692	2.2664	2.1207	1.1646	0.5353	0.5445	0.5051	2.3085	-0.0236	0.5297
1308412-1	614.0542	-0.0021	0.0066	0.0090	0.0054	5.6724	-0.0024	4.5545	-0.0037	0.0110	-0.0270	0.0000
1308412-2	402.5936	-0.0002	-0.0006	-0.0007	-0.0005	5.9141	-0.0010	3.4413	-0.0036	0.0162	-0.0093	-0.0002
1308412-3	429.0137	0.0001	-0.0006	0.0033	-0.0026	6.8035	-0.0042	3.3608	-0.0032	0.0109	0.0014	-0.0004
CCV	4.9585	0.5168	0.9995	1.0462	0.9762	4.6009	1.0180	0.5131	0.4762	0.5198	4.7294	0.4906
CCB	0.0085	-0.0006	0.0036	0.0057	0.0025	-0.0155	0.0044	-0.0011	-0.0018	0.0028	-0.0185	0.0000
1308412-4	363.8964	0.0025	0.0019	0.0067	-0.0006	9.5859	-0.0046	0.6011	-0.0027	0.0247	0.0518	-0.0012
1308412-5	509.1988	-0.0006	0.0201	0.0243	0.0180	3.8784	-0.0078	1.8715	-0.0035	0.0464	-0.0177	-0.0071
1308412-6	587.4112	-0.0005	-0.0006	0.0010	-0.0014	5.5587	-0.0024	5.7828	-0.0038	0.0058	0.0250	-0.0009
1308412-7	604.6015	0.0032	0.0021	0.0089	-0.0012	5.8234	-0.0006	6.0448	-0.0039	0.0039	0.0319	-0.0010
1308412-11	490.7656	0.0004	0.0056	0.0160	0.0004	8.1497	-0.0006	4.2556	-0.0040	0.0060	-0.0197	0.0002
1308412-11D	489.7117	0.0003	0.0062	0.0092	0.0048	8.1259	-0.0010	4.2393	-0.0039	0.0032	-0.0203	0.0004
1308412-11L 5X	116.2220	0.0009	-0.0012	0.0016	-0.0025	1.7162	-0.0024	0.9060	-0.0025	-0.0007	-0.0158	0.0000
1308412-11MS	486.1198	0.5106	2.1533	2.2849	2.0877	9.0339	0.5200	4.6489	0.4466	2.2086	-0.0241	0.4761
1308412-11MSD	483.3941	0.5082	2.1564	2.2586	2.1054	8.9846	0.5146	4.6302	0.4409	2.1913	-0.0305	0.4692
1308112-1	17.0455	0.0134	0.0549	0.0927	0.0361	16.3561	0.1180	5.2453	0.0007	-0.0326	0.2691	-0.0012
CCV	4.8464	0.5206	1.0083	1.0567	0.9842	4.5526	1.0005	0.5111	0.4685	0.4931	4.6894	0.4886
CCB	0.0220	-0.0017	-0.0032	-0.0076	-0.0011	-0.0215	0.0044	-0.0011	-0.0019	0.0071	-0.0139	-0.0004
1308441-1	886.7865	-0.0021	0.0441	0.0461	0.0432	9.0265	0.0048	0.4351	-0.0030	0.0040	-0.0561	-0.0001
1308441-1D	886.6663	0.0000	0.0413	0.0434	0.0402	8.9497	0.0048	0.4301	-0.0029	0.0041	-0.0577	0.0002
1308441-1L 5X	321.7797	-0.0012	0.0086	0.0197	0.0031	1.9486	-0.0060	0.0958	-0.0024	0.0025	-0.0231	0.0002
1308441-1MS	879.9944	0.5095	2.3395	2.4710	2.2739	9.9778	0.5295	0.8902	0.4104	2.1091	-0.0632	0.4436
1308441-1MSD	875.8710	0.4981	2.2984	2.4162	2.2397	9.7622	0.5052	0.8762	0.4036	2.0687	-0.0546	0.4382
1308441-2	865.1220	0.0046	0.0064	0.0072	0.0060	5.2883	-0.0010	0.9899	-0.0034	0.0097	0.0409	-0.0008
1308441-3	900.1038	0.0021	0.0051	0.0148	0.0003	17.0382	0.0157	0.3297	-0.0030	0.0149	0.0624	0.0005
1308441-5	600.1422	0.0043	0.0028	0.0120	-0.0017	7.8165	-0.0001	4.5902	-0.0043	0.0166	0.0343	-0.0012
1308441-5D	604.4197	-0.0002	0.0048	0.0141	0.0002	7.8840	0.0039	4.6422	-0.0041	0.0140	0.0332	-0.0014
1308441-5L 5X	154.3587	0.0019	-0.0025	0.0040	-0.0058	1.6629	-0.0028	1.0017	-0.0025	0.0062	0.0042	-0.0004
CCV	4.9279	0.5258	0.9833	1.0531	0.9484	4.5497	1.0126	0.5147	0.4628	0.5153	4.7014	0.4894
CCB	0.0322	0.0006	0.0003	0.0039	-0.0014	-0.0238	0.0003	-0.0012	-0.0019	-0.0030	-0.0167	-0.0002
1308441-5MS	609.7077	0.5136	2.1821	2.3066	2.1200	9.0014	0.5214	5.1760	0.4198	2.1702	0.0089	0.4556
1308441-5MSD	601.6232	0.5099	2.1622	2.2979	2.0944	8.9211	0.5210	5.1341	0.4172	2.1958	0.0258	0.4519
1308441-7	892.1603	-0.0013	0.0069	0.0046	0.0081	3.2543	0.0184	6.9039	-0.0032	0.0075	0.1551	0.0009
1308510-6	1.5155	-0.0043	-0.0027	-0.0081	0.0000	3.6634	0.0026	0.0117	-0.0022	0.0050	-0.0146	-0.0003
1308510-6D	1.2512	-0.0015	0.0011	0.0049	-0.0008	3.7250	0.0076	0.0111	-0.0020	-0.0071	-0.0228	0.0001
1308510-6L 5X	0.2183	0.0006	-0.0001	0.0025	-0.0013	0.7053	-0.0010	0.0021	-0.0023	0.0057	-0.0191	-0.0002
1308510-6MS	1.1360	0.5330	2.0118	2.1399	1.9479	4.6978	0.5209	0.5312	0.4600	2.2523	-0.0220	0.5011
1308510-6MSD	1.1293	0.5379	2.0535	2.1847	1.9880	4.7480	0.5362	0.5385	0.4668	2.2940	-0.0257	0.5093
1308510-7	1.1394	-0.0001	0.0008	0.0047	-0.0012	3.6232	-0.0015	0.0108	-0.0021	0.0006	-0.0164	0.0004
1308514-1	2.6340	0.0008	0.0037	0.0056	0.0027	19.4242	0.0112	35.2097	-0.0028	-0.0075	0.0149	-0.0024
CCV	4.9992	0.5082	1.0004	1.0494	0.9759	4.6717	1.0067	0.5060	0.4913	0.5297	4.7029	0.4937
CCB	0.0254	-0.0011	-0.0001	-0.0008	0.0003	-0.0135	-0.0064	-0.0011	-0.0019	-0.0052	-0.0240	-0.0001
1308542-1	8.1847	0.0029	0.0005	0.0078	-0.0032	20.7344	0.0030	36.0900	-0.0032	-0.0070	0.0371	-0.0036
1308514-1 10X	0.2657	-0.0023	0.0004	0.0035	-0.0023	2.2561	-0.0042	6.8996	-0.0022	0.0021	-0.0171	-0.0003
1308542-1 10X	0.7973	-0.0002	-0.0024	-0.0015	-0.0028	2.3408	-0.0060	7.4213	-0.0023	0.0074	-0.0160	-0.0007
IP130904-3MB	-0.0288	-0.0040	-0.0001	-0.0035	0.0016	-0.0145	-0.0028	-0.0024	-0.0027	-0.0076	-0.0246	-0.0005
IP130904-3LCS	-0.0118	0.4939	1.8040	1.8695	1.7713	1.0850	0.5042	0.5156	0.5042	2.0174	-0.0248	0.5222
1308472-1	6.5078	0.0562	-0.3812	-1.0841	-0.0303	4.8850	-0.0037	3.1762	-0.0099	-3.4744	-7.0011	-0.3686

Sample Id1	S	Sb	Se	Se I	Se II	Si	Sn	Sr	Ti	Tl	U	V
1308472-1D	6.4670	0.0488	-0.4011	-1.1301	-0.0371	4.8576	-0.0236	3.1622	-0.0105	-3.4725	-7.0065	-0.3729
1308472-1L 5X	1.3461	0.0062	-0.0939	-0.2667	-0.0077	1.0975	-0.0037	0.7365	-0.0041	-0.8253	-1.6931	-0.0997
1308472-1MS	6.4296	0.5414	1.4423	0.8350	1.7454	5.8051	0.4787	3.5901	0.4061	-1.2381	-6.8140	0.0682
1308472-1MSD	6.3345	0.5292	1.4559	0.8069	1.7799	5.7776	0.4751	3.5747	0.4083	-1.3317	-6.9110	0.0643
CCV	4.9822	0.5053	1.0063	1.0417	0.9887	4.6753	1.0189	0.5091	0.4849	0.5272	4.7097	0.4954
CCB	0.0423	0.0008	0.0019	-0.0016	0.0037	-0.0132	0.0003	-0.0006	-0.0018	0.0037	-0.0158	-0.0002
1308475-1	46.8773	-0.0005	0.0022	0.0005	0.0030	3.8115	0.0017	0.6188	0.0042	-0.0115	-0.0172	0.0004
1308475-2	19.1454	0.0020	-0.0008	-0.0019	-0.0003	5.6788	0.0084	0.0607	0.0075	0.0013	-0.0165	0.0003
1308499-1	100.2276	-0.0007	0.0010	-0.0040	0.0034	6.2337	0.0093	1.8113	0.0155	-0.0033	-0.0075	0.0009
1308499-2	174.6668	-0.0006	0.0065	0.0073	0.0061	6.0682	-0.0028	2.7023	0.0210	-0.0002	-0.0057	0.0017
1308525-1	8.0452	0.0008	0.0033	0.0052	0.0023	5.8657	-0.0006	0.0571	0.0038	-0.0033	-0.0216	0.0001
1308525-2	42.5632	-0.0002	0.0018	0.0026	0.0014	4.2198	0.0057	0.4989	0.0095	-0.0093	-0.0142	0.0005
EX130903-9MB	0.0254	0.0008	0.0004	-0.0002	0.0008	-0.0071	0.0048	-0.0024	-0.0025	-0.0069	-0.0188	-0.0003
EX130903-9LCS	-0.0017	0.4922	1.8090	1.8668	1.7802	1.0817	0.5087	0.5146	0.4977	2.0292	-0.0193	0.5230
1308526-13	0.1032	-0.0002	0.0026	0.0015	0.0031	0.0941	0.0229	0.4197	-0.0024	0.0022	-0.0234	0.0000
1308526-13D	0.0931	0.0011	0.0010	0.0021	0.0005	0.0937	0.0278	0.4147	-0.0026	-0.0045	-0.0219	-0.0004
CCV	4.8192	0.5071	0.9958	1.0492	0.9692	4.6006	1.0144	0.5015	0.4752	0.5109	4.6742	0.4894
CCB	0.0085	-0.0031	0.0008	0.0027	-0.0001	-0.0163	0.0026	-0.0010	-0.0019	0.0073	-0.0200	-0.0002
1308526-13L 5X	0.0017	-0.0038	-0.0013	0.0002	-0.0020	0.0089	0.0021	0.0862	-0.0023	-0.0004	-0.0194	-0.0004
1308526-13MS	0.1134	0.4861	1.7551	1.8403	1.7125	1.1490	0.5137	0.9206	0.4828	1.9953	-0.0238	0.5094
1308526-13MSD	0.0829	0.4883	1.7899	1.8656	1.7521	1.1604	0.5285	0.9304	0.4876	2.0311	-0.0310	0.5138
1308549-2	0.4113	0.0049	0.0032	-0.0012	0.0053	0.0243	0.0030	0.5191	-0.0026	0.0030	-0.0161	-0.0003
1308570-6	0.2996	0.0075	-0.0004	-0.0032	0.0009	0.0073	0.0026	0.5119	-0.0032	-0.0129	-0.0140	-0.0001
1308570-7	0.9294	0.0486	0.0010	-0.0029	0.0029	0.0615	0.0008	0.3013	-0.0030	-0.0094	-0.0049	-0.0005
1308570-8	3.7601	0.0000	0.0030	0.0111	-0.0011	0.0182	0.0026	0.4260	-0.0031	-0.0055	-0.0311	-0.0004
1308570-9	1.1191	0.0420	0.0004	-0.0035	0.0023	0.0475	-0.0010	0.3332	-0.0029	-0.0049	-0.0100	-0.0003
1308570-10	1.4545	0.0601	0.0023	-0.0077	0.0073	0.0647	0.0017	0.3334	-0.0029	-0.0106	-0.0008	-0.0010
EX130903-8MB	-0.0355	-0.0028	-0.0038	-0.0002	-0.0056	-0.0063	0.0053	0.0008	-0.0026	-0.0080	-0.0197	0.0000
CCV	4.8837	0.5072	0.9950	1.0485	0.9683	4.5596	1.0063	0.5000	0.4682	0.5225	4.6346	0.4885
CCB	0.0119	0.0002	0.0013	-0.0002	0.0021	-0.0175	0.0053	-0.0009	-0.0017	0.0020	-0.0188	0.0001
EX130903-8LCS	-0.0186	0.4995	1.8733	1.9715	1.8243	1.0548	0.5339	0.5092	0.4749	2.2079	-0.0202	0.5086
1308526-12	0.1676	0.0004	0.0070	0.0061	0.0074	0.1445	0.0062	0.0437	-0.0018	-0.0036	-0.0158	-0.0002
1308526-12D	0.1506	-0.0039	0.0057	0.0048	0.0061	0.1433	0.0071	0.0426	-0.0022	-0.0018	-0.0222	-0.0003
1308526-12L 5X	0.0152	-0.0002	0.0034	0.0043	0.0030	0.0152	0.0017	0.0091	-0.0022	-0.0012	-0.0269	-0.0008
1308526-12MS	0.1303	0.5025	1.8500	1.9477	1.8013	1.1970	0.5155	0.5504	0.4693	2.1989	-0.0248	0.5041
1308526-12MSD	0.1371	0.4981	1.8523	1.9278	1.8147	1.1952	0.5272	0.5491	0.4659	2.1792	-0.0226	0.5009
CRI	0.1676	0.1244	0.0107	0.0133	0.0094	0.0808	0.0986	0.0198	0.0189	0.0268	0.1748	0.1052
ICSA	-0.0118	0.0032	0.0057	0.0172	0.0000	-0.0233	0.0085	-0.0005	-0.0009	-0.0006	0.0552	0.0001
ICSAB	0.9294	0.6030	0.0453	0.0469	0.0446	0.8404	1.0175	0.9382	0.8764	0.0987	8.9788	0.4643
CCV	4.7989	0.5068	0.9746	1.0292	0.9473	4.5028	0.9987	0.5004	0.4583	0.5215	4.5907	0.4843
CCB	0.0085	-0.0007	-0.0016	-0.0048	-0.0001	-0.0208	0.0044	-0.0008	-0.0017	-0.0031	-0.0194	-0.0003

Sample Id1	Zn	Zr
RINSE	-0.0017	0.0006
RINSE	-0.0005	0.0004
MIXAHIGH	-0.0035	0.0065
MIXBHIGH	9.9854	-0.0145
MIXCHIGH	-0.0022	5.0184
ICV	0.4960	0.4951
ICB	-0.0004	0.0012
CRI	0.0413	0.0541
ICSA	-0.0070	0.0034
ICSAB	0.8952	0.4620
CCV	0.9975	0.9852
CCB	-0.0004	0.0017
IP130904-1MB	-0.0018	0.0020
IP130904-1LCS	0.4852	0.0033
1307497-3	5.1528	0.0565
1307497-3D	5.1180	0.0605
1307497-3 NC	5.0324	0.0568
1307497-3D NC	5.1012	0.0570
1307497-22	0.0388	0.0596
F130903-1MB	0.0002	0.0006
F130903-1LCS	0.5261	0.0008
1308461-2	0.0017	-0.0003
CCV	0.9903	0.9829
CCB	0.0003	0.0015
1308461-2D	-0.0008	0.0005
1308461-2L 5X	-0.0011	0.0004
1308461-2MS	0.5135	0.0000
1308461-2MSD	0.5114	-0.0003
1308461-3	0.0024	0.0000
1308488-1	0.0668	-0.0003
1308488-2	-0.0008	-0.0007
1308488-3	0.0035	-0.0001
1308488-4	0.0017	-0.0007
1308488-4D	0.0017	-0.0006
CCV	0.9790	0.9819
CCB	-0.0008	0.0019
1308488-4L 5X	-0.0011	0.0007
1308488-4MS	0.5128	0.0012
1308488-4MSD	0.5135	-0.0005
1308515-1	0.0102	-0.0008
1308515-2	0.0385	-0.0007
1308515-3	0.0477	-0.0002
1308545-1	0.0120	-0.0002
1308545-3	-0.0004	0.0001
1308474-1	0.0014	-0.0015
1308461-2 10X	0.0014	0.0002
CCV	0.9808	0.9930
CCB	0.0006	0.0017
1308461-2D 10X	-0.0001	0.0007
1308461-2L 50X	0.0014	0.0006

Sample	Id1	Zn	Zr
1308461	-2MS 10X	0.0526	0.0017
1308461	-2MSD 10X	0.0505	0.0007
Z		0.0049	0.0003
Z		0.0010	0.0002
1308461	-1A	0.4572	0.0007
1308488	-1 10X	0.0070	0.0004
1308515	-1 10X	-0.0004	0.0004
IP130904	-5MB	0.0003	0.0004
CCV		0.9627	0.9925
CCB		-0.0001	0.0018
IP130904	-5LCS	0.5152	0.0026
1308381	-2	0.0010	-0.0006
1308381	-2D	0.0021	-0.0005
1308381	-2L 5X	0.0003	0.0001
1308381	-2MS	0.4880	-0.0005
1308381	-2MSD	0.5014	-0.0008
1308381	-3	-0.0008	-0.0004
1308381	-4	0.0024	-0.0006
1308381	-5	0.0014	-0.0006
1308381	-5D	0.0028	-0.0009
CCV		0.9715	0.9970
CCB		0.0003	0.0012
1308381	-5L 5X	-0.0004	0.0007
1308381	-5MS	0.4922	0.0018
1308381	-5MSD	0.4965	-0.0004
1308381	-6	0.0024	-0.0006
1308381	-7	0.0010	-0.0008
1308401	-1	0.0183	0.0027
1308401	-2	0.0070	0.0006
1308401	-3	0.0176	0.0030
1308401	-4	0.0084	0.0006
1308429	-2	-0.0018	0.0000
CCV		0.9496	0.9951
CCB		0.0014	0.0013
1308429	-3	-0.0022	0.0027
1308429	-4	-0.0001	0.0001
1308429	-5	-0.0008	0.0009
1308536	-1	0.0777	0.0005
1308536	-2	0.0028	0.0003
1308505	-2	0.0010	-0.0006
1308505	-3	-0.0004	0.0000
1308505	-4	0.0031	-0.0007
1308505	-5	0.0003	-0.0004
1308401	-1 10X	-0.0003	0.0007
CCV		0.9866	0.9963
CCB		0.0000	0.0012
1308401	-2 10X	0.0004	0.0013
1308401	-3 10X	0.0019	0.0013
1308401	-4 10X	0.0004	0.0004
1308536	-1 10X	0.0081	0.0009

Sample Id1	Zn	Zr
1308536-2 10X	-0.0033	0.0006
IP130904-6MB	0.0004	0.0004
IP130904-6LCS	0.5210	0.0019
1308412-1	0.0048	-0.0009
1308412-2	0.0037	-0.0006
1308412-3	0.0044	-0.0003
CCV	0.9541	0.9895
CCB	-0.0003	0.0011
1308412-4	0.7397	0.0031
1308412-5	0.1423	0.0002
1308412-6	-0.0022	0.0013
1308412-7	-0.0014	0.0012
1308412-11	0.0000	-0.0001
1308412-11D	-0.0022	-0.0005
1308412-11L 5X	0.0015	0.0003
1308412-11MS	0.4513	-0.0006
1308412-11MSD	0.4417	-0.0012
1308112-1	0.2787	0.0039
CCV	0.9900	0.9855
CCB	0.0005	0.0009
1308441-1	2.5537	0.0117
1308441-1D	2.5260	0.0100
1308441-1L 5X	0.5649	0.0027
1308441-1MS	2.9550	0.0099
1308441-1MSD	2.8907	0.0097
1308441-2	0.3484	0.0011
1308441-3	3.1751	0.0036
1308441-5	0.0013	0.0002
1308441-5D	0.0005	0.0001
1308441-5L 5X	-0.0010	0.0006
CCV	0.9573	0.9887
CCB	-0.0014	0.0008
1308441-5MS	0.4425	0.0015
1308441-5MSD	0.4359	0.0000
1308441-7	0.0036	0.0043
1308510-6	-0.0010	-0.0004
1308510-6D	0.0017	-0.0004
1308510-6L 5X	-0.0018	0.0003
1308510-6MS	0.4970	-0.0004
1308510-6MSD	0.4981	-0.0007
1308510-7	0.0032	-0.0002
1308514-1	0.0151	-0.0025
CCV	1.0441	0.9896
CCB	-0.0003	0.0009
1308542-1	0.0063	-0.0006
1308514-1 10X	0.0009	0.0001
1308542-1 10X	0.0032	0.0001
IP130904-3MB	0.0001	0.0005
IP130904-3LCS	0.5246	0.0021
1308472-1	0.2103	0.0103

Sample Id1	Zn	Zr
1308472-1D	0.2023	0.0097
1308472-1L 5X	0.0496	0.0018
1308472-1MS	0.6244	0.0108
1308472-1MSD	0.6328	0.0095
CCV	1.0326	0.9933
CCB	0.0009	0.0011
1308475-1	0.1290	0.0039
1308475-2	0.0795	0.0044
1308499-1	0.1179	0.0009
1308499-2	0.0699	0.0016
1308525-1	0.1739	0.0037
1308525-2	0.1125	0.0022
EX130903-9MB	-0.0018	0.0005
EX130903-9LCS	0.5231	0.0013
1308526-13	1.4311	0.0005
1308526-13D	1.4411	0.0007
CCV	1.0122	0.9838
CCB	-0.0003	0.0013
1308526-13L 5X	0.2970	0.0010
1308526-13MS	1.8910	0.0035
1308526-13MSD	1.9067	0.0007
1308549-2	-0.0003	0.0004
1308570-6	0.0001	0.0004
1308570-7	-0.0003	0.0003
1308570-8	0.0001	0.0003
1308570-9	-0.0014	0.0005
1308570-10	0.0009	0.0003
EX130903-8MB	0.0005	0.0044
CCV	0.9946	0.9817
CCB	-0.0003	0.0013
EX130903-8LCS	0.5165	0.0031
1308526-12	0.0300	0.0009
1308526-12D	0.0273	0.0008
1308526-12L 5X	0.0036	0.0003
1308526-12MS	0.5411	0.0011
1308526-12MSD	0.5576	0.0008
CRI	0.0404	0.0529
ICSA	-0.0022	0.0030
ICSAB	0.8828	0.4641
CCV	0.9777	0.9763
CCB	0.0013	0.0014

Method : Paragon2
SampleId1 : BLANK
Analysis commenced : 9/5/2013 09:59:13
Dilution ratio : 1.00000 to 1.00000 Tray :

File : 130905A
SampleId2 :
[STD]
Printed : 9/5/2013 11:39:45
Position : TUBE1

Raw intensities

	Ag	Al	As	B	Ba	Be	Bi	Ca	Cd
	Reading	Reading	Reading	Reading	Reading	Reading	Reading	Reading	Reading
#1	43.600	108.200	82.900	30.600	10.900	277.900	69.300	27.600	51.400
#2	44.000	107.800	84.500	31.100	11.000	275.500	70.000	27.700	51.000
Mean	43.800	108.000	83.700	30.850	10.950	276.700	69.650	27.650	51.200
%RSD	0.646	0.262	1.352	1.146	0.646	0.613	0.711	0.256	0.552

	Co	Cr	Cu	Fe	K	Li	Mg	Mn	Mo
	Reading	Reading	Reading	Reading	Reading	Reading	Reading	Reading	Reading
#1	48.800	84.200	35.700	21.000	343.400	56.800	47.900	5.600	42.000
#2	48.900	83.800	35.600	20.800	344.400	57.300	48.100	5.700	42.600
Mean	48.850	84.000	35.650	20.900	343.900	57.050	48.000	5.650	42.300
%RSD	0.145	0.337	0.198	0.677	0.206	0.620	0.295	1.252	1.003

	Na	Ni	P	Pb I	Pb II	S	Sb	Se I	Se II
	Reading	Reading	Reading	Reading	Reading	Reading	Reading	Reading	Reading
#1	57.700	96.100	40.800	993.200	307.600	5.300	67.900	192.100	128.100
#2	57.800	96.800	42.400	996.800	308.500	5.300	67.200	195.400	129.400
Mean	57.750	96.450	41.600	995.000	308.050	5.300	67.550	193.750	128.750
%RSD	0.122	0.513	2.720	0.256	0.207	0.000	0.733	1.204	0.714

	Si	Sn	Sr	Ti	Tl	U	V	Zn	Zr
	Reading	Reading	Reading	Reading	Reading	Reading	Reading	Reading	Reading
#1	186.300	35.400	46.600	82.600	89.200	73.400	60.600	9.800	107.000
#2	183.600	36.200	46.800	82.600	89.300	74.000	59.900	9.700	107.300
Mean	184.950	35.800	46.700	82.600	89.250	73.700	60.250	9.750	107.150
%RSD	1.032	1.580	0.303	0.000	0.079	0.576	0.822	0.725	0.198

	Pb	Se
	Reading	Reading
#1		
#2		
Mean	0.000	0.000
%RSD	0.000	0.000

Method : Paragon2
SampleId1 : RL
Analysis commenced : 9/5/2013 10:00:50
Dilution ratio : 1.00000 to 1.00000 Tray :

File : 130905A
SampleId2 :
[STD]
Printed : 9/5/2013 11:39:45
Position : TUBE2

Raw intensities

	Ag	Al	As	B	Ba	Be	Bi	Ca	Cd
	Reading	Reading	Reading	Reading	Reading	Reading	Reading	Reading	Reading
#1	47.500	134.900	84.500	97.400	19.200	340.000	72.300	94.200	57.700
#2	47.000	134.900	86.200	96.600	19.200	338.900	72.400	94.100	58.900
Mean	47.250	134.900	85.350	97.000	19.200	339.450	72.350	94.150	58.300
%RSD	0.748	0.000	1.408	0.583	0.000	0.229	0.098	0.075	1.455

	Co	Cr	Cu	Fe	K	Li	Mg	Mn	Mo
	Reading	Reading	Reading	Reading	Reading	Reading	Reading	Reading	Reading
#1	51.200	91.100	38.400	62.300	640.400	435.800	98.500	8.000	55.200
#2	51.400	90.600	38.200	62.300	639.800	435.300	99.000	8.000	55.500
Mean	51.300	90.850	38.300	62.300	640.100	435.550	98.750	8.000	55.350
%RSD	0.276	0.389	0.369	0.000	0.066	0.081	0.358	0.000	0.383

	Na	Ni	P	Pb I	Pb II	S	Sb	Se I	Se II
	Reading	Reading	Reading	Reading	Reading	Reading	Reading	Reading	Reading
#1	1308.300	113.000	53.500	1011.700	315.700	6.300	71.700	197.400	133.300
#2	1305.600	111.800	52.100	1008.300	317.500	6.100	71.100	196.800	134.200
Mean	1306.950	112.400	52.800	1010.000	316.600	6.200	71.400	197.100	133.750
%RSD	0.146	0.755	1.875	0.238	0.402	2.281	0.594	0.215	0.476

	Si	Sn	Sr	Ti	Tl	V	Zn	Zr
	Reading	Reading	Reading	Reading	Reading	Reading	Reading	Reading
#1	228.200	37.700	213.900	187.100	93.200	95.000	11.000	145.600
#2	227.300	38.100	213.500	187.600	91.400	94.300	10.900	145.500
Mean	227.750	37.900	213.700	187.350	92.300	94.650	10.950	145.550
%RSD	0.279	0.746	0.132	0.189	1.379	0.523	0.646	0.049

	Pb	Se
	Reading	Reading
#1		
#2		
Mean	0.000	0.000
%RSD	0.000	0.000

Method : Paragon2
SampleId1 : RL2
Analysis commenced : 9/5/2013 10:02:26
Dilution ratio : 1.00000 to 1.00000 Tray :

File : 130905A
sampleId2 :
[STD]
Position : TUBE3

Printed : 9/5/2013 11:39:46

Raw intensities

	Ag	Al	As	B	Ba	Be	Bi	Ca	Cd
	Reading	Reading	Reading	Reading	Reading	Reading	Reading	Reading	Reading
#1	56.200	188.600	91.000	231.100	35.300	464.700	78.800	230.900	71.400
#2	55.300	188.400	91.000	230.800	35.300	463.800	79.600	229.300	69.200
Mean	55.750	188.500	91.000	230.950	35.300	464.250	79.200	230.100	70.300
%RSD	1.142	0.075	0.000	0.092	0.000	0.137	0.714	0.492	2.213

	Co	Cr	Cu	Fe	K	Li	Mg	Mn	Mo
	Reading	Reading	Reading	Reading	Reading	Reading	Reading	Reading	Reading
#1	56.200	188.600	91.000	231.100	35.300	464.700	78.800	230.900	71.400
#2	55.300	188.400	91.000	230.800	35.300	463.800	79.600	229.300	69.200
Mean	55.750	188.500	91.000	230.950	35.300	464.250	79.200	230.100	70.300
%RSD	1.142	0.075	0.000	0.092	0.000	0.137	0.714	0.492	2.213

#1	Reading	106.900	Reading	43.900	Reading	1228.000	Reading	203.500	Reading	77.200
#2	57.500	108.200	43.800	146.200	1228.600	1199.000	202.500	12.700	77.700	
Mean	57.550	107.550	43.850	146.350	1228.300	1197.650	203.000	12.800	77.450	
%RSD	0.123	0.855	0.161	0.145	0.035	0.159	0.348	1.105	0.456	

	Na	Ni	P	Pb I	Pb II	S	Sb	Se I	Se II
	Reading	Reading	Reading	Reading	Reading	Reading	Reading	Reading	Reading
#1	3749.700	146.600	79.700	1036.200	335.500	8.200	81.500	203.700	144.000
#2	3763.500	145.800	77.800	1033.400	334.500	8.100	82.000	209.400	144.400
Mean	3756.600	146.200	78.750	1034.800	335.000	8.150	81.750	206.550	144.200
%RSD	0.260	0.387	1.706	0.191	0.211	0.868	0.432	1.951	0.196

	Si	Sn	Sr	Ti	Tl	U	V	Zn	Zr
	Reading	Reading	Reading	Reading	Reading	Reading	Reading	Reading	Reading
#1	314.800	40.400	491.700	391.100	99.800	138.600	77.600	13.200	230.900
#2	315.400	40.000	492.100	389.400	97.000	137.400	76.700	13.200	230.600
Mean	315.100	40.200	491.900	390.250	98.400	138.000	77.150	13.200	230.750
%RSD	0.135	0.704	0.058	0.308	2.012	0.615	0.825	0.000	0.092

	Pb	Se
	Reading	Reading
#1		
#2		
Mean	0.000	0.000
%RSD	0.000	0.000

Method : Paragon2

File : 130905A

SampleId1 : B3

SampleId2 :

Analysis commenced : 9/5/2013 10:04:05

Dilution ratio : 1.00000 to 1.00000

Tray :

Printed : 9/5/2013 11:39:46

[STD]

Position : TUBE4

Raw intensities

	Ag	Al	As	B	Ba	Be	Bi	Ca	Cd
	Reading	Reading	Reading	Reading	Reading	Reading	Reading	Reading	Reading
#1	70.500	108.800	104.800	143.400	321.500	711.000	70.100	30.300	263.800
#2	70.800	108.500	104.500	140.800	322.200	711.400	69.600	30.400	262.300
Mean	70.650	108.650	104.650	142.100	321.850	711.200	69.850	30.350	263.050
%RSD	0.300	0.195	0.203	1.294	0.154	0.040	0.506	0.233	0.403

	Co	Cr	Cu	Fe	K	Li	Mg	Mn	Mo
	Reading	Reading	Reading	Reading	Reading	Reading	Reading	Reading	Reading
#1	101.400	333.600	130.400	21.200	348.100	58.200	48.200	94.800	135.600
#2	101.700	334.600	129.000	21.100	348.000	58.400	48.500	94.700	136.400
Mean	101.550	334.100	129.700	21.150	348.050	58.300	48.350	94.750	136.000
%RSD	0.209	0.212	0.763	0.334	0.020	0.243	0.439	0.075	0.416

	Na	Ni	P	Pb I	Pb II	S	Sb	Se I	Se II
	Reading	Reading	Reading	Reading	Reading	Reading	Reading	Reading	Reading
#1									
#2									
Mean									
%RSD									

#1	64.500	347.000	139.000	1306.900	478.600	5.500	79.100	218.000	165.300
#2	64.200	347.700	140.600	1300.900	482.500	5.300	76.200	221.000	166.500
Mean	64.350	347.350	139.800	1303.900	480.550	5.400	77.650	219.500	165.900
%RSD	0.330	0.143	0.809	0.325	0.574	2.619	2.641	0.966	0.511

	Si	Sn	Sr	Ti	Tl	U	V	Zn	Zr
	Reading	Reading	Reading	Reading	Reading	Reading	Reading	Reading	Reading
#1	517.600	48.000	1137.100	923.100	109.900	74.400	163.700	26.100	125.400
#2	520.200	47.500	1138.300	922.400	111.400	75.200	162.600	26.200	121.300
Mean	518.900	47.750	1137.700	922.750	110.650	74.800	163.150	26.150	123.350
%RSD	0.354	0.740	0.075	0.054	0.959	0.756	0.477	0.270	2.350

	Pb	Se
	Reading	Reading

#1	
#2	
Mean	0.000
%RSD	0.000

Method : Paragon2
File : 130905A
SampleId1 : B2
SampleId2 :
Analysis commenced : 9/5/2013 10:05:44
Dilution ratio : 1.00000 to 1.00000 Tray :
Position : TUBE5

Printed : 9/5/2013 11:39:46
[STD]

Raw intensities

	Ag	Al	As	B	Ba	Be	Bi	Ca	Cd
	Reading	Reading	Reading	Reading	Reading	Reading	Reading	Reading	Reading
#1	314.600	112.900	304.600	1163.200	3120.100	4659.500	73.400	28.700	2164.700
#2	314.700	112.600	307.100	1153.100	3116.700	4670.100	73.100	28.600	2179.400
Mean	314.650	112.750	305.850	1158.150	3118.400	4664.800	73.250	28.650	2172.050
%RSD	0.022	0.188	0.578	0.617	0.077	0.161	0.290	0.247	0.479

	Co	Cr	Cu	Fe	K	Li	Mg	Mn	Mo
	Reading	Reading	Reading	Reading	Reading	Reading	Reading	Reading	Reading
#1	578.700	2583.800	988.800	22.600	345.500	58.600	48.500	898.200	977.000
#2	578.800	2587.200	986.400	22.800	346.400	58.600	49.000	899.000	982.100
Mean	578.750	2585.500	987.600	22.700	345.950	58.600	48.750	898.600	979.550
%RSD	0.012	0.093	0.172	0.623	0.184	0.000	0.725	0.063	0.368

	Na	Ni	P	Pb I	Pb II	S	Sb	Se I	Se II
	Reading	Reading	Reading	Reading	Reading	Reading	Reading	Reading	Reading
#1	60.200	2611.800	1014.200	4005.600	2026.200	5.300	168.400	418.700	488.900
#2	60.400	2607.300	1010.000	4029.600	2056.100	5.300	168.500	426.300	497.100
Mean	60.300	2609.550	1012.100	4017.600	2041.150	5.300	168.450	422.500	493.000
%RSD	0.235	0.122	0.293	0.422	1.036	0.000	0.042	1.272	1.176

	Si	Sn	Sr	Ti	Tl	U	V	Zn	Zr
	Reading	Reading	Reading	Reading	Reading	Reading	Reading	Reading	Reading
#1	3550.100	148.300	11081.700	8490.200	308.700	75.700	1100.900	173.000	127.200

#2 3538.900 148.800 11068.100 8514.800 313.200 77.000 1100.400 173.500 123.000
Mean **3544.500** **148.550** **11074.900** **8502.500** **310.950** **76.350** **1100.650** **173.250** **125.100**
%RSD 0.223 0.238 0.087 0.205 1.023 1.204 0.032 0.204 2.374

Pb
Reading

Se
Reading

#1
#2

Mean **0.000** **0.000**
%RSD 0.000 0.000

Method : Paragon2 File : 130905A Printed : 9/5/2013 11:39:46
SampleId1 : B1 **SampleId2 :** **[STD]**
Analysis commenced : 9/5/2013 10:07:20
Dilution ratio : 1.00000 to 1.00000 Tray : Position : TUBE6

Raw intensities

#1 2789.000 165.200 2309.000 11322.700 29850.400 43471.100 111.900 32.900 20592.800
#2 2785.900 164.200 2313.100 11302.700 29792.100 43579.400 112.200 33.000 20613.100
Mean **2787.450** **164.700** **2311.050** **11312.700** **29821.250** **43525.250** **112.050** **32.950** **20602.950**
%RSD 0.079 0.429 0.125 0.125 0.138 0.176 0.189 0.215 0.070

Ag
Reading

Al
Reading

As
Reading

B
Reading

Ba
Reading

Be
Reading

Bi
Reading

Ca
Reading

Cd
Reading

#1
#2

Co
Reading

Cr
Reading

Cu
Reading

Fe
Reading

K
Reading

Li
Reading

Mg
Reading

Mn
Reading

Mo
Reading

#1
#2

Na
Reading

Ni
Reading

P
Reading

Pb I
Reading

Pb II
Reading

S
Reading

Sb
Reading

Se I
Reading

Se II
Reading

3713.400
3813.000
3763.200
1.871

#1
#2

Si
Reading

Sn
Reading

Sr
Reading

Ti
Reading

Tl
Reading

U
Reading

V
Reading

Zn
Reading

Zr
Reading

151.700
149.600
150.650
0.986

Mean 0.000 0.000er: STEVE WORKMAN
%RSD 0.000

Method : Paragon2 File : 130905A
SampleId1 : A5 SampleId2 :
Analysis commenced : 9/5/2013 10:08:56
Dilution ratio : 1.00000 to 1.00000 Tray :

Printed : 9/5/2013 11:39:46
[STD]

Position : TUBE7

Raw intensities

	Ag	Al	As	B	Ba	Be	Bi	Ca	Cd
	Reading	Reading	Reading	Reading	Reading	Reading	Reading	Reading	Reading
#1	44.000	1058.400	87.500	45.800	15.500	284.900	69.500	1303.700	55.000
#2	44.200	1062.000	84.400	42.700	14.500	281.400	69.300	1305.500	54.300
Mean	44.100	1060.200	85.950	44.250	15.000	283.150	69.400	1304.600	54.650
%RSD	0.321	0.240	2.550	4.954	4.714	0.874	0.204	0.098	0.906

	Co	Cr	Cu	Fe	K	Li	Mg	Mn	Mo
	Reading	Reading	Reading	Reading	Reading	Reading	Reading	Reading	Reading
#1	49.800	89.800	36.800	1375.800	1068.100	2171.500	999.000	7.100	55.400
#2	49.800	88.800	36.600	1379.700	1067.500	2179.300	1001.200	6.900	52.300
Mean	49.800	89.300	36.700	1377.750	1067.800	2175.400	1000.100	7.000	53.850
%RSD	0.000	0.792	0.385	0.200	0.040	0.254	0.156	2.020	4.071

	Na	Ni	P	Pb I	Pb II	S	Sb	Se I	Se II
	Reading	Reading	Reading	Reading	Reading	Reading	Reading	Reading	Reading
#1	2097.800	98.900	43.900	1025.700	340.300	5.400	71.100	202.200	133.800
#2	2108.300	98.100	44.000	1025.100	332.300	5.200	70.000	201.100	137.500
Mean	2103.050	98.500	43.950	1025.400	336.300	5.300	70.550	201.650	135.650
%RSD	0.353	0.574	0.161	0.041	1.682	2.668	1.103	0.386	1.929

	Si	Sn	Sr	Ti	Tl	V	Zn	Zr
	Reading	Reading	Reading	Reading	Reading	Reading	Reading	Reading
#1	213.900	36.800	62.400	120.700	92.800	79.400	10.100	108.200
#2	203.700	36.800	58.800	112.100	93.800	78.600	10.300	107.300
Mean	208.800	36.800	60.600	116.400	93.300	79.000	10.200	107.750
%RSD	3.454	0.000	4.201	5.224	0.758	0.716	1.386	0.591

Pb
Reading

Se
Reading

#1
#2

Mean 0.000 0.000
%RSD 0.000 0.000

Method : Paragon2 File : 130905A
SampleId1 : A4 SampleId2 :
Analysis commenced : 9/5/2013 10:10:32
Dilution ratio : 1.00000 to 1.00000 Tray :

Printed : 9/5/2013 11:39:47
[STD]

Position : TUBE8

	Ag	Al	As	B	Ba	Be	Bi	Ca	Cd
	Reading	Reading	Reading	Reading	Reading	Reading	Reading	Reading	Reading
#1	48.000	9778.200	96.400	41.200	12.600	289.100	71.600	12525.500	56.100
#2	48.300	9797.300	97.000	41.400	12.500	287.500	69.900	12498.800	56.400
Mean	48.150	9787.750	96.700	41.300	12.550	288.300	70.750	12512.150	56.250
%RSD	0.441	0.138	0.439	0.342	0.563	0.392	1.699	0.151	0.377

	Co	Cr	Cu	Fe	K	Li	Mg	Mn	Mo
	Reading	Reading	Reading	Reading	Reading	Reading	Reading	Reading	Reading
#1	52.300	102.500	37.600	12837.500	9527.300	28380.000	9257.500	9.200	55.100
#2	52.200	102.400	37.400	12838.700	9556.400	28491.400	9270.300	9.100	54.800
Mean	52.250	102.450	37.500	12838.100	9541.850	28435.700	9263.900	9.150	54.950
%RSD	0.135	0.069	0.377	0.007	0.216	0.277	0.098	0.773	0.386

	Na	Ni	P	Pb I	Pb II	S	Sb	Se I	Se II
	Reading	Reading	Reading	Reading	Reading	Reading	Reading	Reading	Reading
#1	24196.900	102.500	45.300	1164.700	362.500	5.700	89.300	234.700	155.800
#2	24260.900	103.600	47.100	1161.400	366.300	5.700	89.000	234.100	157.500
Mean	24228.900	103.050	46.200	1163.050	364.400	5.700	89.150	234.400	156.650
%RSD	0.187	0.755	2.755	0.201	0.737	0.000	0.238	0.181	0.767

	Si	Sn	Sr	Ti	Tl	U	V	Zn	Zr
	Reading	Reading	Reading	Reading	Reading	Reading	Reading	Reading	Reading
#1	211.400	41.200	55.400	118.100	106.300	109.700	73.000	12.700	122.200
#2	210.900	40.700	55.000	117.000	104.100	109.200	72.500	12.900	122.600
Mean	211.150	40.950	55.200	117.550	105.200	109.450	72.750	12.800	122.400
%RSD	0.167	0.863	0.512	0.662	1.479	0.323	0.486	1.105	0.231

Pb
Reading

#1
#2
Mean
%RSD

0.000
0.000
0.000
0.000

Method : Paragon2 File : 130905A
SampleId1 : A3 **SampleId2 :**
Analysis commenced : 9/5/2013 10:12:08
Dilution ratio : 1.00000 to 1.00000 Tray :
Printed : 9/5/2013 11:39:47
[STD]
Position : TUBE9

Raw intensities

	Ag	Al	As	B	Ba	Be	Bi	Ca	Cd
	Reading	Reading	Reading	Reading	Reading	Reading	Reading	Reading	Reading
#1	49.500	19332.100	104.900	43.700	12.900	294.700	73.400	24048.300	59.100
#2	49.200	19318.500	105.800	44.500	12.900	292.400	73.400	24085.800	58.800
Mean	49.350	19325.300	105.350	44.100	12.900	293.550	73.400	24067.050	58.950
%RSD	0.430	0.050	0.604	1.283	0.000	0.554	0.000	0.110	0.360

ted: 9/5/2013 11:39:48 User: STEVE WORKMAN

	Co	Cr	Cu	Fe	K	Li	Mg	Mn	Mo
	Reading	Reading	Reading	Reading	Reading	Reading	Reading	Reading	Reading
#1	55.500	108.000	38.200	24058.600	19472.600	61887.300	17984.400	12.100	63.600
#2	55.000	109.400	38.400	24105.000	19443.600	61764.000	17999.400	12.100	64.100
Mean	55.250	108.700	38.300	24081.800	19458.100	61825.650	17991.900	12.100	63.850
%RSD	0.640	0.911	0.369	0.136	0.105	0.141	0.059	0.000	0.554

	Na	Ni	P	Pb I	Pb II	S	Sb	Se I	Se II
	Reading	Reading	Reading	Reading	Reading	Reading	Reading	Reading	Reading
#1	47537.100	108.600	49.400	1308.100	407.600	6.100	110.800	267.300	179.400
#2	47401.900	108.100	48.100	1308.500	411.500	6.000	109.700	267.900	183.000
Mean	47469.500	108.350	48.750	1308.300	409.550	6.050	110.250	267.600	181.200
%RSD	0.201	0.326	1.886	0.022	0.673	1.169	0.706	0.159	1.405

	Si	Sn	Sr	Ti	Tl	U	V	Zn	Zr
	Reading	Reading	Reading	Reading	Reading	Reading	Reading	Reading	Reading
#1	221.200	46.100	58.800	126.100	119.600	130.700	79.900	15.700	129.100
#2	220.600	45.800	58.800	126.300	119.300	130.500	80.400	15.400	129.100
Mean	220.900	45.950	58.800	126.200	119.450	130.600	80.150	15.550	129.100
%RSD	0.192	0.462	0.000	0.112	0.178	0.108	0.441	1.364	0.000

#1
#2

Mean 0.000
%RSD 0.000

Method : Paragon2
File : 130905A
SampleId1 : A2
SampleId2 :
Analysis commenced : 9/5/2013 10:13:44
Dilution ratio : 1.00000 to 1.00000 Tray :

Printed : 9/5/2013 11:39:47
[STD]

Position : TUBE10

Raw intensities

	Ag	Al	As	B	Ba	Be	Bi	Ca	Cd
	Reading	Reading	Reading	Reading	Reading	Reading	Reading	Reading	Reading
#1	52.100	37232.200	129.000	52.500	14.100	304.600	78.200	45430.800	68.500
#2	51.600	37543.900	125.700	53.000	14.200	305.200	77.000	45526.400	66.600
Mean	51.850	37388.050	127.350	52.750	14.150	304.900	77.600	45478.600	67.550
%RSD	0.682	0.590	1.832	0.670	0.500	0.139	1.093	0.149	1.989

	Co	Cr	Cu	Fe	K	Li	Mg	Mn	Mo
	Reading	Reading	Reading	Reading	Reading	Reading	Reading	Reading	Reading
#1	60.700	119.900	39.700	43471.900	37818.700	130111.400	34340.200	17.900	83.700
#2	60.900	119.700	39.800	43632.600	38133.400	131384.600	34574.900	17.800	84.000
Mean	60.800	119.800	39.750	43552.250	37976.050	130748.000	34457.550	17.850	83.850
%RSD	0.233	0.118	0.178	0.261	0.586	0.689	0.482	0.396	0.253

	Na	Ni	P	Pb I	Pb II	S	Sb	Se I	Se II
	Reading	Reading	Reading	Reading	Reading	Reading	Reading	Reading	Reading
#1	86093.300	113.600	52.900	1622.600	503.600	6.400	153.200	336.000	229.500
#2	86553.400	115.900	55.200	1611.700	508.600	6.300	154.900	340.000	227.500
Mean	86323.350	114.750	54.050	1617.150	506.100	6.350	154.050	338.000	228.500
%RSD	0.377	1.417	3.009	0.477	0.699	1.114	0.780	0.837	0.619

	Si	Sn	Sr	Ti	Tl	U	V	Zn	Zr
	Reading	Reading	Reading	Reading	Reading	Reading	Reading	Reading	Reading
#1	234.900	54.500	67.600	143.400	148.400	171.000	93.300	21.200	141.000
#2	236.000	54.200	67.600	143.800	146.100	171.200	93.200	21.100	140.200
Mean	235.450	54.350	67.600	143.600	147.250	171.100	93.250	21.150	140.600
%RSD	0.330	0.390	0.000	0.197	1.104	0.083	0.076	0.334	0.402

	Pb	Se
	Reading	Reading

#1
#2

Mean	0.000	0.000
%RSD	0.000	0.000

Method : Paragon2
File : 130905A
SampleId1 : Al
SampleId2 :
Analysis commenced : 9/5/2013 10:15:21
Dilution ratio : 1.00000 to 1.00000 Tray :
Printed : 9/5/2013 11:39:47
[STD]
Position : TUBE11

Raw intensities

	Ag	Al	As	B	Ba	Be	Bi	Ca	Cd
	Reading	Reading	Reading	Reading	Reading	Reading	Reading	Reading	Reading
#1	57.000	83829.800	191.300	76.900	18.000	332.200	88.100	98544.200	87.700
#2	56.900	83709.300	190.800	77.200	17.800	330.100	86.900	98166.000	86.900
Mean	56.950	83769.550	191.050	77.050	17.900	331.150	87.500	98355.100	87.300
%RSD	0.124	0.102	0.185	0.275	0.790	0.448	0.970	0.272	0.648

	Co	Cr	Cu	Fe	K	Li	Mg	Mn	Mo
	Reading	Reading	Reading	Reading	Reading	Reading	Reading	Reading	Reading
#1	76.800	146.900	44.700	84903.400	84544.600	330690.400	77326.900	33.600	142.400
#2	76.900	147.200	44.600	84568.800	84413.500	329972.600	77271.100	33.500	141.400
Mean	76.850	147.050	44.650	84736.100	84479.050	330331.500	77299.000	33.550	141.900
%RSD	0.092	0.144	0.158	0.279	0.110	0.154	0.051	0.211	0.498

	Na	Ni	P	Pb I	Pb II	S	Sb	Se I	Se II
	Reading	Reading	Reading	Reading	Reading	Reading	Reading	Reading	Reading
#1	160045.300	138.800	68.800	2495.200	779.400	8.200	280.400	534.300	365.000
#2	159170.500	138.400	67.200	2505.300	788.600	8.100	280.600	537.400	372.500
Mean	159607.900	138.600	68.000	2500.250	784.000	8.150	280.500	535.850	368.750
%RSD	0.388	0.204	1.664	0.286	0.830	0.868	0.050	0.409	1.438

	Si	Sr	Tl	Ti	U	V	Zn	Zr
--	-----------	-----------	-----------	-----------	----------	----------	-----------	-----------

#1	Reading	Reading	Reading	Reading	Reading	Reading	Reading
#2	272.000	78.200	90.900	189.100	230.600	278.400	37.600
	271.200	78.800	90.900	189.400	229.700	278.000	37.300
Mean	271.600	78.500	90.900	189.250	230.150	278.200	37.450
%RSD	0.208	0.540	0.000	0.112	0.277	0.102	0.566

Pb	Se
Reading	Reading

#1	
#2	
Mean	0.000
%RSD	0.000

Method : Paragon2 File : 130905A
SampleId1 : C3 **SampleId2 :**
Analysis commenced : 9/5/2013 10:16:59
Dilution ratio : 1.00000 to 1.00000 Tray :

Printed : 9/5/2013 11:39:47
[STD]

Position : TUBE12

Raw intensities

	Ag	Al	As	B	Ba	Be	Bi	Ca	Cd
	Reading	Reading	Reading	Reading	Reading	Reading	Reading	Reading	Reading
#1	45.600	125.300	84.200	33.700	11.200	281.100	92.200	49.800	52.600
#2	46.000	120.200	81.200	33.800	11.300	278.900	92.900	45.200	52.400
Mean	45.800	122.750	82.700	33.750	11.250	280.000	92.550	47.500	52.500
%RSD	0.618	2.938	2.565	0.210	0.629	0.556	0.535	6.848	0.269

	Co	Cr	Cu	Fe	K	Li	Mg	Mn	Mo
	Reading	Reading	Reading	Reading	Reading	Reading	Reading	Reading	Reading
#1	49.000	88.500	36.400	46.900	361.800	89.800	66.800	5.800	43.200
#2	49.600	89.000	36.500	40.600	361.300	83.000	63.300	5.900	43.000
Mean	49.300	88.750	36.450	43.750	361.550	86.400	65.050	5.850	43.100
%RSD	0.861	0.398	0.194	10.182	0.098	5.565	3.805	1.209	0.328

	Na	Ni	P	Pb I	Pb II	S	Sb	Se I	Se II
	Reading	Reading	Reading	Reading	Reading	Reading	Reading	Reading	Reading
#1	103.400	97.100	41.700	1000.000	309.300	12.900	66.900	193.300	127.700
#2	94.000	98.900	43.400	1002.100	312.800	13.300	67.200	197.400	128.700
Mean	98.700	98.000	42.550	1001.050	311.050	13.100	67.050	195.350	128.200
%RSD	6.734	1.299	2.825	0.148	0.796	2.159	0.316	1.484	0.552

	Si	Sn	Sr	Ti	Tl	V	Zn	Zr
	Reading	Reading	Reading	Reading	Reading	Reading	Reading	Reading
#1	189.100	36.200	47.900	86.100	89.800	160.200	9.800	364.500
#2	189.200	36.200	48.200	88.500	90.400	160.800	10.100	374.600
Mean	189.150	36.200	48.050	87.300	90.100	160.500	9.950	369.550
%RSD	0.037	0.000	0.441	1.944	0.471	0.264	2.132	1.933

Pb	Se
Reading	Reading

er: STEVE WORKMAN

#1
#2
Mean 0.000
%RSD 0.000

Method : Paragon2
File : 130905A
SampleId1 : C2
SampleId2 :
Analysis commenced : 9/5/2013 10:18:36
Dilution ratio : 1.00000 to 1.00000 Tray :

Printed : 9/5/2013 11:39:47
[STD]

Position : TUBE13

Raw intensities

	Ag	Al	As	B	Ba	Be	Bi	Ca	Cd
	Reading	Reading	Reading	Reading	Reading	Reading	Reading	Reading	Reading
#1	63.600	124.900	83.600	37.500	11.300	305.900	312.700	42.800	53.300
#2	64.800	123.600	84.900	37.700	11.300	303.000	314.800	41.700	54.200
Mean	64.200	124.250	84.250	37.600	11.300	304.450	313.750	42.250	53.750
%RSD	1.322	0.740	1.091	0.376	0.000	0.674	0.473	1.841	1.184
	Co	Cr	Cu	Fe	K	Li	Mg	Mn	Mo
	Reading	Reading	Reading	Reading	Reading	Reading	Reading	Reading	Reading
#1	50.800	126.200	42.000	30.900	349.400	65.300	86.500	7.900	44.800
#2	51.000	127.000	42.100	30.300	350.700	64.500	85.700	7.800	43.600
Mean	50.900	126.600	42.050	30.600	350.050	64.900	86.100	7.850	44.200
%RSD	0.278	0.447	0.168	1.386	0.263	0.872	0.657	0.901	1.920
	Na	Ni	P	Pb I	Pb II	S	Sb	Se I	Se II
	Reading	Reading	Reading	Reading	Reading	Reading	Reading	Reading	Reading
#1	72.400	101.200	42.700	1034.600	325.200	81.400	67.800	203.600	132.400
#2	71.200	101.700	40.900	1039.000	326.700	81.700	67.700	197.800	131.200
Mean	71.800	101.450	41.800	1036.800	325.950	81.550	67.750	200.700	131.800
%RSD	1.182	0.349	3.045	0.300	0.325	0.260	0.104	2.043	0.644
	Si	Sn	Sr	Ti	Tl	U	V	Zn	Zr
	Reading	Reading	Reading	Reading	Reading	Reading	Reading	Reading	Reading
#1	216.200	37.000	48.600	109.300	95.400	950.200	73.600	10.000	3298.900
#2	215.900	36.500	48.600	110.100	91.000	945.700	73.400	10.000	3313.000
Mean	216.050	36.750	48.600	109.700	93.200	947.950	73.500	10.000	3305.950
%RSD	0.098	0.962	0.000	0.516	3.338	0.336	0.192	0.000	0.302
	Pb	Se							
	Reading	Reading							
#1									
#2									
Mean									
%RSD									

Method : Paragon2
File : 130905A
SampleId1 : C1
SampleId2 :
Analysis commenced : 9/5/2013 10:20:12

Printed : 9/5/2013 11:39:48
[STD]

Dilution ratio : 1.00000 to 1.00000 Tray :

Position : TUBE14

Raw intensities

	Ag	Al	As	B	Ba	Be	Bi	Ca	Cd
	Reading	Reading	Reading	Reading	Reading	Reading	Reading	Reading	Reading
#1	253.200	239.600	92.400	77.800	13.300	550.900	2512.500	97.400	65.500
#2	254.600	239.700	90.600	77.200	13.300	549.200	2521.800	97.000	67.000
Mean	253.900	239.650	91.500	77.500	13.300	550.050	2517.150	97.200	66.250
%RSD	0.390	0.030	1.391	0.547	0.000	0.219	0.261	0.291	1.601

	Co	Cr	Cu	Fe	K	Li	Mg	Mn	Mo
	Reading	Reading	Reading	Reading	Reading	Reading	Reading	Reading	Reading
#1	70.300	509.300	100.200	69.200	351.200	69.000	393.700	19.400	46.800
#2	70.700	511.800	100.900	68.200	352.300	68.900	394.300	19.300	47.000
Mean	70.500	510.550	100.550	68.700	351.750	68.950	394.000	19.350	46.900
%RSD	0.401	0.346	0.492	1.029	0.221	0.103	0.108	0.365	0.302

	Na	Ni	P	Pb I	Pb II	S	Sb	Se I	Se II
	Reading	Reading	Reading	Reading	Reading	Reading	Reading	Reading	Reading
#1	74.600	143.200	56.200	1458.200	486.800	754.400	77.600	220.500	141.300
#2	74.100	142.500	57.700	1459.700	489.200	755.400	78.400	222.500	141.500
Mean	74.350	142.850	56.950	1458.950	488.000	754.900	78.000	221.500	141.400
%RSD	0.476	0.346	1.862	0.073	0.348	0.094	0.725	0.638	0.100

	Si	Sn	Sr	Ti	Tl	U	V	Zn	Zr
	Reading	Reading	Reading	Reading	Reading	Reading	Reading	Reading	Reading
#1	500.700	41.400	60.000	336.900	105.000	8812.400	196.200	11.300	32599.600
#2	500.100	41.700	60.200	336.200	105.000	8818.800	195.400	11.300	32628.500
Mean	500.400	41.550	60.100	336.550	105.000	8815.600	195.800	11.300	32614.050
%RSD	0.085	0.511	0.235	0.147	0.000	0.051	0.289	0.000	0.063

	Pb	Se
	Reading	Reading
#1		
#2		
Mean	0.000	0.000
%RSD	0.000	0.000

Line calibration information

Analyte	Reporting name	C0	C1	C2	C3	Correlation coefficient	Low limit	High limit	Date of last regression
Ag 328.068	Ag	-0.0007045	0.000799	0.0	0	1.0000	0.100	2549.300	9/5/2013 10:27:14
Al 308.215	Al	-0.3796194	0.0050432	0.0000000	0	0.99697	68.850	78607.000	9/5/2013 10:27:14
As 189.042/2	As	0.0103021	0.0025824	0.0	0	1.0000	-4.500	1924.300	9/5/2013 10:27:14
B 249.678/2	B	-0.0108122	0.0010513	0.0	0	1.0000	2.150	9568.950	9/5/2013 10:27:14
Ba 493.409	Ba	-0.0006732	0.000377	0.0	0	1.0000	0.400	25307.750	9/5/2013 10:27:15
Be 313.042	Be	-0.0067411	0.0000229	0.0	0	1.0000	276.700	43525.250	9/5/2013 10:27:15
Bi 223.061	Bi	0.000716	0.002535	0.0	0	1.0000	-1.600	1968.300	9/5/2013 10:27:15
Ca 317.933	Ca	0.0035421	0.0040367	0.0000000	0	1.0000	9.200	93090.700	9/5/2013 10:27:15
Cd 226.502/2	Cd	-0.0010347	0.0002887	0.0	0	1.0000	1.750	16735.100	9/5/2013 10:27:15
Co 228.616	Co	0.0000647	0.0009773	0.0	0	1.0000	-0.800	5155.550	9/5/2013 10:27:15
Cr 267.716	Cr	-0.0007716	0.0004087	0.0	0	1.0000	-0.250	24506.150	9/5/2013 10:27:15
Cu 324.753	Cu	-0.0165994	0.0011862	0.0	0	1.0000	13.550	8560.550	9/5/2013 10:27:15
Fe 259.94	Fe	-0.0108728	0.0014049	0.0000000	0	0.99901	1.800	82680.500	9/5/2013 10:27:16
K 766.491	K	-0.5297756	0.0024417	0.0	0	0.99994	343.900	84479.050	9/5/2013 10:27:16
Li 670.784	Li	-0.0042921	0.0000324	0.0	0	0.99768	57.050	330331.500	9/5/2013 10:27:16
Mg 279.078	Mg	0.0635395	0.0055253	0.0000000	0	1.0000	-0.300	74747.150	9/5/2013 10:27:16
Mn 257.610	Mn	-0.0007276	0.0011364	0.0	0	1.0000	0.250	8354.300	9/5/2013 10:27:16
Mo 202.030/2	Mo	-0.0030663	0.0012177	0.0	0	1.0000	-0.350	8139.300	9/5/2013 10:27:16
Na 588.995	Na	0.4406504	0.0004518	0.0	0	0.99973	57.750	159607.900	9/5/2013 10:27:16
Ni 231.604	Ni	-0.0040586	0.0005048	0.0	0	1.0000	5.350	19852.600	9/5/2013 10:27:17
P 178.287/2	P	-0.0125086	0.0052232	0.0000001	0	1.0000	0.700	8628.950	9/5/2013 10:27:17
Pb 220.351	Pb I	0.0004258	0.0003473	0.0	0	1.0000	-3.600	29088.650	9/5/2013 10:27:17
Pb 220.352/2	Pb II	-0.0049188	0.0006025	0.0	0	1.0000	5.650	16761.800	9/5/2013 10:27:17
S 182.04/2	S	-0.07953	0.0676919	0.0000015	0	1.0000	0.900	727.800	9/5/2013 10:27:17
Sb 206.838/2	Sb	-0.0036666	0.0024635	-0.0000001	0	1.0000	0.700	829.350	9/5/2013 10:27:17
Se 196.021	Se I	0.0036419	0.0023399	0.0	0	1.0000	-3.900	2154.600	9/5/2013 10:27:17
Se 196.021/2	Se II	-0.0038208	0.0014169	0.0	0	1.0000	3.200	3538.800	9/5/2013 10:27:17
Si 288.158	Si	-0.1703247	0.0015178	0.0	0	1.0000	103.600	56968.550	9/5/2013 10:27:18
Sn 189.989	Sn	0.0021383	0.0095177	-0.0000002	0	1.0000	-0.800	9709.750	9/5/2013 10:27:18
Sr 421.552	Sr	-0.0060918	0.0001076	0.0	0	1.0000	25.300	170730.050	9/5/2013 10:27:18

Method report Paragon2

Ti 334.941	Ti	-0.0013432	0.0001226	0.0	0	1.0000	-7.700	102281.250	9/5/2013 10:27:18
Tl 190.864/2	Tl	0.0123828	0.0026971	-0.0000001	0	1.0000	-3.500	1918.000	9/5/2013 10:27:18
U 385.958	U	-0.0182104	0.0061125	0.0	0	1.0000	-0.300	8209.550	9/5/2013 10:27:18
V 292.402	V	-0.0006359	0.0004981	0.0	0	1.0000	0.550	10122.650	9/5/2013 10:27:18
Zn 206.2	Zn	-0.0021843	0.0066501	0.0000000	0	1.0000	-0.050	1488.500	9/5/2013 10:27:19
Zr 339.198	Zr	0.0001072	0.0001639	0.0	0	1.0000	4.100	30998.450	9/5/2013 10:27:22

Method : Paragon2
SampleId1 : MIXAHIGH
File : 130905A
SampleId2 :
Analysis commenced : 9/5/2013 10:29:38
Dilution ratio : 1.00000 to 1.00000 Tray :

Printed : 9/5/2013 17:33:26
[CV]
Position : TUBE11

Final concentrations

	Ag	Al	As	B	Ba	Be	Bi	Ca	Cd
	ppm	ppm	ppm	ppm	ppm	ppm	ppm	ppm	ppm
#1	-0.00077	502.97503	-0.00106	-0.00934	0.00031	0.00089	0.00836	497.81213	0.00111
#2	-0.00044	505.09983	0.00307	-0.01029	0.00031	0.00092	0.01190	500.69426	0.00120
Mean	-0.00060	504.03743	0.00101	-0.00981	0.00031	0.00091	0.01013	499.25320	0.00115
%RSD	39.24818	0.29808	290.55869	6.81764	0.00000	1.85175	24.73312	0.40820	5.34814

	Co	Cr	Cu	Fe	K	Li	Mg	Mn	Mo
	ppm	ppm	ppm	ppm	ppm	ppm	ppm	ppm	ppm
#1	0.00573	-0.00044	-0.00348	197.76391	248.74526	9.96177	497.03711	0.00711	-0.00014
#2	0.00612	-0.00059	-0.00371	199.46442	248.68712	9.96256	499.25035	0.00666	-0.00331
Mean	0.00593	-0.00051	-0.00360	198.61417	248.71619	9.96216	498.14373	0.00689	-0.00173
%RSD	4.65927	20.65503	4.55120	0.60542	0.01653	0.00561	0.31417	4.66778	129.64379

	Na	Ni	P	Pb I	Pb II	S	Sb	Se I	Se II
	ppm	ppm	ppm	ppm	ppm	ppm	ppm	ppm	ppm
#1	148.96853	0.00356	0.00212	0.00407	-0.00225	0.04232	0.01161	0.01872	-0.01192
#2	149.14567	0.00185	0.01256	-0.00499	0.00050	-0.00507	0.00346	0.00326	-0.01804
Mean	149.05710	0.00271	0.00734	-0.00046	-0.00088	0.01863	0.00753	0.01099	-0.01498
%RSD	0.08403	44.85493	100.63868	1386.64866	221.89511	179.89245	76.45631	99.43092	28.91164

	Si	Sn	Sr	Ti	Tl	U	V	Zn	Zr
	ppm	ppm	ppm	ppm	ppm	ppm	ppm	ppm	ppm
#1	-0.01768	-0.00453	-0.00058	0.00090	-0.02524	0.17238	-0.00588	-0.00484	0.00667
#2	-0.01845	0.00785	-0.00064	0.00108	-0.02727	0.15213	-0.00796	-0.00218	0.00636
Mean	-0.01806	0.00166	-0.00061	0.00099	-0.02625	0.16226	-0.00692	-0.00351	0.00651
%RSD	2.99689	526.67477	6.22683	13.10743	5.46016	8.82366	21.21667	53.52206	3.38050

	Pb	Se
	calc	calc
#1	-0.00015	-0.00172
#2	-0.00133	-0.01095
Mean	-0.00074	-0.00633
%RSD	113.09806	103.09670

Method : Paragon2
SampleId1 : MIXBHGH
File : 130905A
SampleId2 :
Analysis commenced : 9/5/2013 10:31:15
Dilution ratio : 1.00000 to 1.00000 Tray :

Printed : 9/5/2013 17:33:26
[CV]
Position : TUBE6

Final concentrations

	Ag	Al	As	B	Ba	Be	Bi	Ca	Cd
	ppm	ppm	ppm	ppm	ppm	ppm	ppm	ppm	ppm
#1	2.01043	0.09645	5.03072	10.07753	10.07986	0.99060	0.00789	0.10689	4.99072
#2	2.00658	0.08086	5.04452	10.07034	10.09157	0.98728	0.01227	0.09155	4.95818
Mean	2.00850	0.08865	5.03762	10.07393	10.08571	0.98894	0.01008	0.09922	4.97445
%RSD	0.13539	12.43752	0.19370	0.05042	0.08207	0.23704	30.70783	10.93375	0.46254

	Co	Cr	Cu	Fe	K	Li	Mg	Mn	Mo
	ppm	ppm	ppm	ppm	ppm	ppm	ppm	ppm	ppm
#1	5.02778	10.03507	10.07658	0.01414	0.36642	-0.00122	0.09448	10.01321	10.07913
#2	5.00979	9.99481	10.10081	0.00543	0.35248	-0.00144	0.07238	9.99006	10.06933
Mean	5.01879	10.01494	10.08869	0.00978	0.35945	-0.00133	0.08343	10.00163	10.07423
%RSD	0.25341	0.28421	0.16983	62.98092	2.74290	11.93206	18.73202	0.16362	0.06878

	Na	Ni	P	Pb I	Pb II	S	Sb	Se I	Se II
	ppm	ppm	ppm	ppm	ppm	ppm	ppm	ppm	ppm
#1	0.49699	10.14080	49.72532	10.05550	9.99839	0.00847	2.03772	5.06775	4.98787
#2	0.49296	10.07636	49.71514	10.02310	10.11411	0.01524	2.03661	5.05672	5.10047
Mean	0.49497	10.10858	49.72023	10.03930	10.05625	0.01186	2.03716	5.06223	5.04417
%RSD	0.57530	0.45075	0.01448	0.22820	0.81366	40.37180	0.03839	0.15411	1.57846

	Si	Sn	Sr	Ti	Tl	U	V	Zn	Zr
	ppm	ppm	ppm	ppm	ppm	ppm	ppm	ppm	ppm
#1	50.08704	10.04286	10.07543	9.98850	5.01825	-0.06284	5.03259	10.02648	-0.01458
#2	50.21305	10.07764	10.06619	9.99195	5.03225	-0.07262	5.01965	9.94433	-0.01452
Mean	50.15005	10.06025	10.07081	9.99022	5.02525	-0.06773	5.02612	9.98540	-0.01455
%RSD	0.17767	0.24447	0.06483	0.02436	0.19703	10.20362	0.18209	0.58171	0.28431

	Pb	Se
	calc	calc
#1	10.01741	5.01447
#2	10.08380	5.08590
Mean	10.05060	5.05018
%RSD	0.46711	1.00014

Method : Paragon2
File : 130905A
SampleId1 : MIXCHIGH
SampleId2 :
Analysis commenced : 9/5/2013 10:32:51
Dilution ratio : 1.00000 to 1.00000
Tray :
Position : TUBE14

Printed : 9/5/2013 17:33:26

[CV]

Position : TUBE14

Final concentrations

	Ag	Al	As	B	Ba	Be	Bi	Ca	Cd
	ppm	ppm	ppm	ppm	ppm	ppm	ppm	ppm	ppm
#1	0.01148	0.99368	-0.00003	0.01810	-0.00037	0.00110	5.04738	0.13516	-0.00121
#2	0.01063	0.98275	0.00023	0.01505	-0.00052	0.00099	4.99925	0.13031	-0.00158
Mean	0.01106	0.98821	0.00010	0.01657	-0.00045	0.00104	5.02332	0.13273	-0.00140
%RSD	5.49488	0.78176	179.57492	13.00691	23.85622	7.13732	0.67744	2.58118	19.09706

	Co	Cr	Cu	Fe	K	Li	Mg	Mn	Mo
--	----	----	----	----	---	----	----	----	----

#1	ppm	ppm	ppm	ppm	ppm	ppm	ppm
#2	0.00434	-0.00894	0.01866	-0.01424	0.34416	-0.00184	0.00666
	0.00385	-0.01259	0.01750	-0.01635	0.34392	-0.00186	0.00609
Mean	0.00410	-0.01077	0.01808	-0.01530	0.34404	-0.00185	0.00638
%RSD	8.42208	24.00887	4.53604	9.73999	0.05028	0.57957	6.30275

	Na	Ni	P	Pb I	Pb II	S	Sb	Se I	Se II
#1	ppm	ppm	ppm	ppm	ppm	ppm	ppm	ppm	ppm
#2	0.47744	0.00382	0.04548	-0.02840	0.04032	50.10490	0.00723	-0.00596	0.00831
	0.47713	0.00099	0.04548	-0.03087	0.03895	50.17484	0.00059	-0.01631	0.00109
Mean	0.47728	0.00240	0.04548	-0.02963	0.03963	50.13987	0.00391	-0.01114	0.00470
%RSD	0.04690	83.19144	0.00000	5.89695	2.46070	0.09862	119.95781	65.72365	108.66951

	Si	Sn	Sr	Ti	Tl	U	V	Zn	Zr
#1	ppm	ppm	ppm	ppm	ppm	ppm	ppm	ppm	ppm
#2	0.05677	0.01069	-0.00200	0.01181	0.00704	50.12907	-0.00867	-0.00218	5.02263
	0.03266	0.02497	-0.00201	0.01131	0.00024	50.03494	-0.01102	-0.00218	5.01418
Mean	0.04472	0.01783	-0.00201	0.01156	0.00364	50.08200	-0.00984	-0.00218	5.01841
%RSD	38.12233	56.62216	0.37857	3.07464	132.08966	0.13290	16.85570	0.00000	0.11908

	Pb	Se
	calc	calc
#1	0.01744	0.00356
#2	0.01570	-0.00471
Mean	0.01657	-0.00057
%RSD	7.43794	1019.54778

Method : Paragon2 File : 130905A
SampleId1 : ICV SampleId2 :
Analysis commenced : 9/5/2013 10:48:44
Dilution ratio : 1.00000 to 1.00000 Tray :

Printed : 9/5/2013 17:33:26
[CV]

Position : STD5

Final concentrations

	Ag	Al	As	B	Ba	Be	Bi	Ca	Cd
#1	ppm	ppm	ppm	ppm	ppm	ppm	ppm	ppm	ppm
#2	0.10021	24.58107	0.24866	0.48381	0.50348	0.24967	0.25294	24.95571	0.25089
	0.10082	24.77182	0.23798	0.48602	0.50503	0.25035	0.25564	25.06013	0.24923
Mean	0.10052	24.67645	0.24332	0.48492	0.50426	0.25001	0.25429	25.00792	0.25006
%RSD	0.42610	0.54658	3.10328	0.32178	0.21811	0.19182	0.74809	0.29525	0.47094

	Co	Cr	Cu	Fe	K	Li	Mg	Mn	Mo
#1	ppm	ppm	ppm	ppm	ppm	ppm	ppm	ppm	ppm
#2	0.24408	0.49174	0.49018	10.14793	24.83220	0.24249	24.73716	0.49835	0.50540
	0.24340	0.49430	0.49207	10.17307	24.95840	0.24400	24.81701	0.49955	0.50553
Mean	0.24374	0.49302	0.49113	10.16050	24.89530	0.24324	24.77708	0.49895	0.50547
%RSD	0.19854	0.36751	0.27231	0.17494	0.35845	0.43905	0.22787	0.17041	0.01803

	Na	Ni	P	Pb I	Pb II	S	Sb	Se I	Se II
	ppm	ppm	ppm	ppm	ppm	ppm	ppm	ppm	ppm

#1	24.24402	0.48893	2.45018	0.49882	0.49008	2.50176	0.25386	0.52170	0.50095
#2	24.36087	0.48706	2.42005	0.49369	0.49905	2.48820	0.25067	0.52031	0.51116
Mean	24.30244	0.48799	2.43512	0.49626	0.49456	2.49498	0.25226	0.52101	0.50606
%RSD	0.33998	0.27059	0.87476	0.73110	1.28287	0.38436	0.89552	0.18907	1.42535

	Si	Sn	Sr	Ti	Tl	U	V	Zn	Zr
	ppm	ppm	ppm	ppm	ppm	ppm	ppm	ppm	ppm
#1	2.41051	0.50487	0.24748	0.24561	0.24991	2.39971	0.25138	0.49499	0.49423
#2	2.42100	0.50202	0.24812	0.24703	0.24917	2.41374	0.25160	0.49707	0.49589
Mean	2.41576	0.50344	0.24780	0.24632	0.24954	2.40673	0.25149	0.49603	0.49506
%RSD	0.30692	0.40052	0.18247	0.40817	0.21001	0.41236	0.06096	0.29751	0.23780

	Pb	Se
	calc	calc
#1	0.49299	0.50786
#2	0.49727	0.51420
Mean	0.49513	0.51103
%RSD	0.61069	0.87726

Method : Paragon2
File : 130905A
SampleId1 : ICB
SampleId2 : [CB]
Analysis commenced : 9/5/2013 10:53:21
Dilution ratio : 1.00000 to 1.00000
Tray :
Position : STD2

Final concentrations

	Ag	Al	As	B	Ba	Be	Bi	Ca	Cd
	ppm	ppm	ppm	ppm	ppm	ppm	ppm	ppm	ppm
#1	-0.00062	-0.00234	0.00385	-0.00303	0.00016	0.00001	0.00387	0.15534	-0.00031
#2	-0.00023	-0.00395	0.00534	-0.00366	0.00008	-0.00001	0.00412	0.15736	-0.00023
Mean	-0.00043	-0.00314	0.00459	-0.00335	0.00012	0.00000	0.00400	0.15635	-0.00027
%RSD	64.48779	36.13113	22.93196	13.32243	46.46366	2894.40224	4.28783	0.91305	19.85128

	Co	Cr	Cu	Fe	K	Li	Mg	Mn	Mo
	ppm	ppm	ppm	ppm	ppm	ppm	ppm	ppm	ppm
#1	-0.00052	-0.00008	-0.00046	0.00710	0.14810	-0.00209	0.09724	0.00023	-0.00062
#2	-0.00062	0.00027	-0.00070	0.00680	0.15472	-0.00207	0.09835	0.00035	-0.00281
Mean	-0.00057	0.00009	-0.00058	0.00695	0.15141	-0.00208	0.09780	0.00029	-0.00171
%RSD	12.21479	258.15621	28.69715	3.02310	3.09141	0.71023	0.79903	29.24195	90.29919

	Na	Ni	P	Pb	Pb	S	Sb	Se	Se
	ppm	ppm	ppm	ppm	ppm	ppm	ppm	ppm	ppm
#1	0.05619	-0.00118	-0.02504	-0.00315	-0.00124	-0.01184	0.00273	0.00270	0.00086
#2	0.05656	-0.00174	-0.01042	-0.00211	-0.00124	-0.01184	0.00100	0.00668	0.00468
Mean	0.05637	-0.00146	-0.01773	-0.00263	-0.00124	-0.01184	0.00187	0.00469	0.00277
%RSD	0.45520	26.91281	58.32031	27.96100	0.05918	0.00000	65.84634	59.98538	97.69556

	Si	Sn	Sr	Ti	Tl	U	V	Zn	Zr
	ppm	ppm	ppm	ppm	ppm	ppm	ppm	ppm	ppm
#1	-0.00973	-0.00452	-0.00124	-0.00171	-0.00346	-0.01149	-0.00017	-0.00010	0.00111

#2	-0.00989	-0.00072	-0.00123	-0.00167	0.01420	-0.01394	0.00020	-0.00079	0.00137
Mean	-0.00981	-0.00262	-0.00123	-0.00169	0.00537	-0.01271	0.00001	-0.00045	0.00124
%RSD	1.15310	102.80176	0.65076	1.53630	232.54038	13.59641	1900.45192	110.00339	14.95594

	Pb	Se
	calc	calc
#1	-0.00187	0.00147
#2	-0.00153	0.00535
Mean	-0.00170	0.00341
%RSD	14.42166	80.42252

Method : Paragon2
File : 130905A
SampleId1 : CRI
SampleId2 :
Analysis commenced : 9/5/2013 10:56:56
Dilution ratio : 1.00000 to 1.00000 Tray :
Printed : 9/5/2013 17:33:27
[CV]

Position : STD6

Final concentrations

	Ag	Al	As	B	Ba	Be	Bi	Ca	Cd
	ppm	ppm	ppm	ppm	ppm	ppm	ppm	ppm	ppm
#1	0.02045	0.33914	0.01028	0.39659	0.42924	0.01167	0.05037	5.13662	0.01197
#2	0.02022	0.34800	0.00159	0.39134	0.43116	0.01169	0.04550	5.12155	0.01189
Mean	0.02034	0.34357	0.00594	0.39397	0.43020	0.01168	0.04793	5.12909	0.01193
%RSD	0.80493	1.82529	103.48358	0.94309	0.31445	0.07894	7.18685	0.20776	0.50288

	Co	Cr	Cu	Fe	K	Li	Mg	Mn	Mo
	ppm	ppm	ppm	ppm	ppm	ppm	ppm	ppm	ppm
#1	0.10029	0.02225	0.05143	0.21690	4.21745	0.01496	5.14611	0.03254	0.02037
#2	0.09961	0.02118	0.05131	0.21705	4.23412	0.01503	5.16111	0.03266	0.02153
Mean	0.09995	0.02172	0.05137	0.21697	4.22579	0.01499	5.15361	0.03260	0.02095
%RSD	0.48170	3.48127	0.16183	0.04851	0.27906	0.31185	0.20575	0.25961	3.91183

	Na	Ni	P	Pb I	Pb II	S	Sb	Se I	Se II
	ppm	ppm	ppm	ppm	ppm	ppm	ppm	ppm	ppm
#1	4.05403	0.08090	0.19391	0.00611	0.00473	0.17772	0.12285	0.02504	0.01392
#2	4.08287	0.07868	0.19130	-0.00049	0.00950	0.17772	0.12187	0.00515	0.00896
Mean	4.06845	0.07979	0.19260	0.00281	0.00712	0.17772	0.12236	0.01510	0.01144
%RSD	0.50127	1.96839	0.95975	165.91308	47.33450	0.00000	0.56230	93.15743	30.65180

	Si	Sn	Sr	Ti	Tl	U	V	Zn	Zr
	ppm	ppm	ppm	ppm	ppm	ppm	ppm	ppm	ppm
#1	0.09214	0.09537	0.01941	0.01958	0.02027	0.18517	0.10595	0.04230	0.05405
#2	0.09487	0.10298	0.01943	0.01943	0.02546	0.18150	0.10569	0.04021	0.05416
Mean	0.09350	0.09918	0.01942	0.01951	0.02287	0.18333	0.10582	0.04126	0.05410
%RSD	2.07098	5.42678	0.08278	0.53319	16.05511	1.41454	0.17402	3.57396	0.14926

	Pb	Se
	calc	calc
#1	0.00519	0.01762
#2	0.00617	0.00769

Mean 0.00568 0.01266er: STEVE WORKMAN
%RSD 12.19694 55.47850

Method : Paragon2 File : 130905A
SampleId1 : ICSA SampleId2 :
Analysis commenced : 9/5/2013 10:58:32
Dilution ratio : 1.00000 to 1.00000 Tray :

Printed : 9/5/2013 17:33:27
[ICSAB]
Position : STD3

Final concentrations

	Ag ppm	Al ppm	As ppm	B ppm	Ba ppm	Be ppm	Bi ppm	Ca ppm	Cd ppm
#1	-0.00100	263.86782	-0.00089	-0.00860	0.00000	0.00050	0.00097	260.71279	0.00079
#2	-0.00162	264.98754	-0.00461	-0.01029	-0.00004	0.00050	0.00243	259.98592	0.00015
Mean	-0.00131	264.42768	-0.00275	-0.00945	-0.00002	0.00050	0.00170	260.34936	0.00047
%RSD	33.84225	0.29942	95.68999	12.59241	154.96521	0.25703	60.85339	0.19742	95.85176
	Co ppm	Cr ppm	Cu ppm	Fe ppm	K ppm	Li ppm	Mg ppm	Mn ppm	Mo ppm
#1	0.00290	-0.00060	-0.00238	111.55999	0.13970	-0.00194	263.01153	0.00406	0.00002
#2	0.00251	-0.00150	-0.00274	111.54176	0.13104	-0.00197	263.57927	0.00370	-0.00255
Mean	0.00270	-0.00105	-0.00256	111.55087	0.13537	-0.00196	263.29540	0.00388	-0.00126
%RSD	10.24434	60.85359	9.86980	0.01155	4.52147	1.38436	0.15247	6.54375	144.12816

	Na ppm	Ni ppm	P ppm	Pb I ppm	Pb II ppm	S ppm	Sb ppm	Se I ppm	Se II ppm
#1	0.07113	-0.00047	-0.00049	0.00000	-0.00039	-0.04568	0.00619	0.00672	-0.00139
#2	0.07092	0.00003	-0.01146	-0.00846	0.00078	-0.00507	-0.00343	0.00649	-0.00508
Mean	0.07102	-0.00022	-0.00598	-0.00423	0.00020	-0.02538	0.00138	0.00660	-0.00324
%RSD	0.20654	160.65530	129.71585	141.44645	424.17896	113.18181	493.01366	2.46651	80.52889

	Si ppm	Sn ppm	Sr ppm	Ti ppm	Tl ppm	U ppm	V ppm	Zn ppm	Zr ppm
#1	-0.01415	0.00404	-0.00057	-0.00077	-0.00413	0.06159	-0.00238	-0.00635	0.00359
#2	-0.01416	0.00975	-0.00059	-0.00036	0.00887	0.06772	-0.00368	-0.00774	0.00324
Mean	-0.01416	0.00690	-0.00058	-0.00056	0.00237	0.06466	-0.00303	-0.00705	0.00341
%RSD	0.06381	58.53550	2.76445	50.63974	388.05629	6.69992	30.36577	13.94293	7.13221

	Pb calc	Se calc
#1	-0.00026	0.00131
#2	-0.00229	-0.00123
Mean	-0.00128	0.00004
%RSD	112.57810	4461.64295

Method : Paragon2 File : 130905A
SampleId1 : ICSAB SampleId2 :
Analysis commenced : 9/5/2013 11:00:10
Dilution ratio : 1.00000 to 1.00000 Tray :

Printed : 9/5/2013 17:33:27
[ICSAB]
Position : STD4

	Ag	Al	As	B	Ba	Be	Bi	Ca	Cd
	ppm	ppm	ppm	ppm	ppm	ppm	ppm	ppm	ppm
#1	0.20108	258.99760	0.09097	0.93325	0.48964	0.46091	0.49022	257.99443	0.98093
#2	0.20047	258.99539	0.08650	0.93083	0.48808	0.46080	0.49216	257.73857	0.97323
Mean	0.20077	258.99650	0.08873	0.93204	0.48886	0.46086	0.49119	257.86650	0.97708
%RSD	0.21431	0.00060	3.56138	0.18328	0.22495	0.01680	0.27950	0.07016	0.55715

	Co	Cr	Cu	Fe	K	Li	Mg	Mn	Mo
	ppm	ppm	ppm	ppm	ppm	ppm	ppm	ppm	ppm
#1	0.46141	0.46855	0.50501	110.50262	0.14377	1.11390	258.52304	0.47310	0.97161
#2	0.45985	0.46732	0.50430	110.45116	0.14225	1.11274	258.46365	0.47238	0.95820
Mean	0.46063	0.46794	0.50465	110.47689	0.14301	1.11332	258.49334	0.47274	0.96491
%RSD	0.23986	0.18611	0.09891	0.03294	0.75530	0.07338	0.01625	0.10789	0.98299

	Na	Ni	P	Pb I	Pb II	S	Sb	Se I	Se II
	ppm	ppm	ppm	ppm	ppm	ppm	ppm	ppm	ppm
#1	0.04681	0.89902	0.97285	0.04723	0.04915	0.95652	0.59182	0.05952	0.03572
#2	0.04655	0.89448	0.97180	0.03676	0.05717	0.99039	0.59004	0.05156	0.03415
Mean	0.04668	0.89675	0.97232	0.04199	0.05316	0.97345	0.59093	0.05554	0.03494
%RSD	0.39258	0.35812	0.07633	17.62503	10.67303	2.46028	0.21254	10.14041	3.16929

	Si	Sn	Sr	Ti	Tl	U	V	Zn	Zr
	ppm	ppm	ppm	ppm	ppm	ppm	ppm	ppm	ppm
#1	0.88379	1.02417	0.93547	0.92077	0.11042	9.08144	0.47215	0.89446	0.46207
#2	0.88526	1.02607	0.93368	0.92026	0.10101	9.06439	0.46955	0.89585	0.46197
Mean	0.88452	1.02512	0.93457	0.92052	0.10571	9.07292	0.47085	0.89516	0.46202
%RSD	0.11754	0.13084	0.13576	0.03860	6.29497	0.13292	0.39066	0.10999	0.01505

	Pb	Se
	calc	calc
#1	0.04851	0.04365
#2	0.05038	0.03995
Mean	0.04944	0.04180
%RSD	2.66940	6.25384

Method : Paragon2 File : 130905A
SampleId1 : CCV SampleId2 :
Analysis commenced : 9/5/2013 11:01:47
Dilution ratio : 1.00000 to 1.00000 Tray :
Position : STD1

Printed : 9/5/2013 17:33:28

[CV]

Final concentrations

	Ag	Al	As	B	Ba	Be	Bi	Ca	Cd
	ppm	ppm	ppm	ppm	ppm	ppm	ppm	ppm	ppm
#1	0.20493	50.31706	0.47692	0.99049	1.00641	0.49498	0.50500	50.84574	0.50974
#2	0.20494	50.36986	0.48785	0.98912	1.00421	0.49564	0.49988	50.88475	0.50774
Mean	0.20493	50.34346	0.48239	0.98981	1.00531	0.49531	0.50244	50.86524	0.50874
%RSD	0.00433	0.07416	1.60244	0.09754	0.15498	0.09359	0.72093	0.05423	0.27722

ted: 9/5/2013 17:34:02 User: STEVE WORKMAN

	Co	Cr	Cu	Fe	K	Li	Mg	Mn	Mo
#1	0.49281	0.98195	0.99321	20.78669	52.57161	0.54244	49.94972	0.99040	1.02914
#2	0.49251	0.98174	0.99156	20.80785	52.51166	0.54166	49.88941	0.99257	1.02734
Mean	0.49266	0.98185	0.99239	20.79727	52.54164	0.54205	49.91956	0.99149	1.02824
%RSD	0.04269	0.01472	0.11771	0.07195	0.08069	0.10123	0.08543	0.15512	0.12419
	Na	Ni	P	Pb I	Pb II	S	Sb	Se I	Se II
#1	52.06531	0.98132	4.99551	1.00109	0.99121	5.06713	0.51049	1.04019	1.00078
#2	51.95080	0.97693	4.97358	0.99533	1.00216	5.11468	0.50658	1.03971	1.02018
Mean	52.00806	0.97913	4.98455	0.99821	0.99669	5.09091	0.50854	1.03995	1.01048
%RSD	0.15570	0.31705	0.31109	0.40802	0.77739	0.66043	0.54408	0.03229	1.35746
	Si	Sn	Sr	Ti	Tl	U	V	Zn	Zr
#1	4.77093	1.03985	0.50686	0.48868	0.51012	4.75663	0.50064	0.99403	0.98549
#2	4.78570	1.04838	0.50654	0.48944	0.49491	4.74195	0.50266	1.00099	0.98490
Mean	4.77831	1.04411	0.50670	0.48906	0.50252	4.74929	0.50165	0.99751	0.98519
%RSD	0.21854	0.57780	0.04485	0.10988	2.13950	0.21852	0.28508	0.49362	0.04229

	Pb	Se
	calc	calc
#1	0.99450	1.01390
#2	0.99989	1.02669
Mean	0.99719	1.02030
%RSD	0.38225	0.88576

Method : Paragon2 File : 130905A
SampleId1 : CCB SampleId2 :
Analysis commenced : 9/5/2013 11:03:25
Dilution ratio : 1.00000 to 1.00000 Tray :

Printed : 9/5/2013 17:33:28

[CB]

Position : STD2

Final concentrations

	Ag	Al	As	B	Ba	Be	Bi	Ca	Cd
#1	-0.00055	0.00914	0.00035	-0.00356	0.00024	0.00009	0.00826	0.17069	0.00046
#2	-0.00132	0.00699	-0.00163	-0.00198	0.00024	0.00004	0.00290	0.16746	-0.00013
Mean	-0.00093	0.00807	-0.00064	-0.00277	0.00024	0.00006	0.00558	0.16907	0.00017
%RSD	58.72764	18.82461	218.89129	40.25907	0.00000	56.32007	67.93591	1.35101	249.63640
	Co	Cr	Cu	Fe	K	Li	Mg	Mn	Mo
#1	-0.00013	0.00027	-0.00058	0.01423	0.16210	-0.00215	0.11382	0.00047	-0.00165
#2	-0.00081	-0.00046	-0.00070	0.01229	0.16210	-0.00214	0.10664	0.00023	-0.00049
Mean	-0.00047	-0.00010	-0.00064	0.01326	0.16210	-0.00214	0.11023	0.00035	-0.00107
%RSD	103.10004	536.99444	12.97209	10.29665	0.00000	0.22945	4.60796	48.46311	76.56169

	Na	Ni	P	Pb I	Pb II	S	Sb	Se I	Se II
	ppm	ppm	ppm	ppm	ppm	ppm	ppm	ppm	ppm
#1	0.06361	-0.00123	0.00055	-0.00464	-0.00154	-0.01184	0.00076	0.00036	0.00298
#2	0.06179	-0.00280	-0.00937	-0.00402	-0.00063	-0.02538	-0.00219	0.00480	0.00596
Mean	0.06270	-0.00201	-0.00441	-0.00433	-0.00108	-0.01861	-0.00072	0.00258	0.00447
%RSD	2.04669	54.93622	159.04212	10.26417	59.21325	51.45361	290.97360	121.83986	47.06323

	Si	Sn	Sr	Ti	Tl	U	V	Zn	Zr
	ppm	ppm	ppm	ppm	ppm	ppm	ppm	ppm	ppm
#1	-0.00867	-0.00167	-0.00114	-0.00158	0.00901	-0.01517	0.00061	-0.00010	0.00190
#2	-0.00927	0.00404	-0.00113	-0.00158	0.00200	-0.01883	-0.00001	-0.00079	0.00149
Mean	-0.00897	0.00119	-0.00113	-0.00158	0.00550	-0.01700	0.00030	-0.00045	0.00169
%RSD	4.74044	339.81146	0.70953	0.00000	90.13726	15.25039	147.01972	110.00339	17.13386

	Pb	Se
	calc	calc
#1	-0.00257	0.00211
#2	-0.00176	0.00557
Mean	-0.00216	0.00384
%RSD	26.59996	63.78499

Method : Paragon2
 File : 130905A
 SampleId1 : IP130904-1MB
 SampleId2 :
 Analysis commenced : 9/5/2013 11:05:02
 Dilution ratio : 1.00000 to 1.00000 Tray :
 Printed : 9/5/2013 17:33:28
 [SAMPLE]
 Position : TUBE1

Final concentrations

	Ag	Al	As	B	Ba	Be	Bi	Ca	Cd
	ppm	ppm	ppm	ppm	ppm	ppm	ppm	ppm	ppm
#1	-0.00070	-0.04867	-0.00710	-0.00734	-0.00043	-0.00018	-0.00246	0.03624	-0.00006
#2	-0.00070	-0.05340	-0.00511	-0.00787	-0.00036	-0.00020	0.00338	0.03705	-0.00028
Mean	-0.00070	-0.05104	-0.00610	-0.00761	-0.00040	-0.00019	0.00046	0.03664	-0.00017
%RSD	0.08688	6.56239	23.00988	4.88700	14.20418	6.09925	896.69425	1.55799	89.70454

	Co	Cr	Cu	Fe	K	Li	Mg	Mn	Mo
	ppm	ppm	ppm	ppm	ppm	ppm	ppm	ppm	ppm
#1	-0.00189	-0.00084	-0.00058	-0.00300	0.10431	-0.00245	0.06685	-0.00025	-0.00023
#2	-0.00198	-0.00106	-0.00094	-0.00315	0.10508	-0.00246	0.06796	-0.00049	-0.00062
Mean	-0.00193	-0.00095	-0.00076	-0.00308	0.10469	-0.00246	0.06741	-0.00037	-0.00043
%RSD	3.56293	15.91116	33.16967	3.41296	0.51582	0.20021	1.15923	45.88806	64.04573

	Na	Ni	P	Pb I	Pb II	S	Sb	Se I	Se II
	ppm	ppm	ppm	ppm	ppm	ppm	ppm	ppm	ppm
#1	0.04069	-0.00032	0.00368	-0.00571	0.00509	-0.03214	-0.00342	-0.00807	0.00057
#2	0.04075	-0.00002	-0.00102	-0.00526	0.00274	-0.02538	-0.00564	0.00527	0.00071
Mean	0.04072	-0.00017	0.00133	-0.00548	0.00392	-0.02876	-0.00453	-0.00140	0.00064
%RSD	0.09000	124.73253	249.31995	5.82947	42.39222	16.64350	34.64624	672.36306	15.59924

	Si	Sn	Sr	Ti	Tl	U	V	Zn	Zr
	ppm	ppm	ppm	ppm	ppm	ppm	ppm	ppm	ppm

#1	ppm	ppm	ppm	ppm	ppm	ppm	ppm	ppm	ppm
#2	-0.01306	-0.00071	-0.00235	-0.00213	-0.00400	-0.02249	-0.00012	-0.00149	0.00196
Mean	-0.01063	-0.00928	-0.00235	-0.00219	-0.00192	-0.02371	-0.00022	-0.00218	0.00196
%RSD	-0.01185	-0.00500	-0.00235	-0.00216	-0.00296	-0.02310	-0.00017	-0.00184	0.00196
	14.48774	121.20034	0.00000	2.00792	49.64798	3.74212	42.80348	26.75588	0.01618

	Pb	Se
	calc	calc
#1	0.00150	-0.00231
#2	0.00008	0.00223
Mean	0.00079	-0.00004
%RSD	127.06096	8287.95300

Method : Paragon2 File : 130905A
SampleId1 : IP130904-1LCS SampleId2 :
Analysis commenced : 9/5/2013 11:06:34
Dilution ratio : 1.00000 to 1.00000 Tray :

Printed : 9/5/2013 17:33:28
[SAMPLE]
Position : TUBE2

Final concentrations

	Ag	Al	As	B	Ba	Be	Bi	Ca	Cd
	ppm	ppm	ppm	ppm	ppm	ppm	ppm	ppm	ppm
#1	0.09487	1.94674	0.89596	0.93860	1.03005	0.04728	0.00197	38.29226	0.04947
#2	0.09496	1.96326	0.91063	0.94354	1.03097	0.04741	0.00026	38.34214	0.04971
Mean	0.09492	1.95500	0.90329	0.94107	1.03051	0.04734	0.00112	38.31720	0.04959
%RSD	0.07125	0.59769	1.14835	0.37093	0.06324	0.18430	107.93221	0.09205	0.35112

	Co	Cr	Cu	Fe	K	Li	Mg	Mn	Mo
	ppm	ppm	ppm	ppm	ppm	ppm	ppm	ppm	ppm
#1	0.47763	0.19858	0.25138	0.97355	38.21969	0.50668	37.76920	0.49342	1.00657
#2	0.47705	0.19906	0.25210	0.97520	38.37119	0.50889	37.84890	0.49547	1.00928
Mean	0.47734	0.19882	0.25174	0.97438	38.29544	0.50779	37.80905	0.49444	1.00792
%RSD	0.08717	0.17239	0.20131	0.11982	0.27974	0.30821	0.14906	0.29232	0.19003

	Na	Ni	P	Pb I	Pb II	S	Sb	Se I	Se II
	ppm	ppm	ppm	ppm	ppm	ppm	ppm	ppm	ppm
#1	37.93871	0.48464	0.00107	0.48369	0.46639	0.01524	0.47708	1.76450	1.71054
#2	38.08956	0.47490	-0.00415	0.48394	0.48074	0.02878	0.46977	1.75053	1.76275
Mean	38.01413	0.47977	-0.00154	0.48381	0.47356	0.02201	0.47342	1.75752	1.73665
%RSD	0.28059	1.43565	239.90305	0.03652	2.14165	43.49457	1.09192	0.56178	2.12579

	Si	Sn	Sr	Ti	Tl	U	V	Zn	Zr
	ppm	ppm	ppm	ppm	ppm	ppm	ppm	ppm	ppm
#1	1.03258	0.50840	0.50790	0.48148	2.01533	-0.01468	0.50439	0.48316	0.00385
#2	1.03761	0.50839	0.50790	0.48351	2.00777	-0.03424	0.50547	0.48733	0.00277
Mean	1.03510	0.50839	0.50790	0.48249	2.01155	-0.02446	0.50493	0.48525	0.00331
%RSD	0.34349	0.00033	0.00000	0.29640	0.26591	56.55809	0.15229	0.60824	23.11678

	Pb	Se
	calc	calc

#1 0.47215 1.72851 **er: STEVE WORKMAN**
 #2 0.48180 1.75868
Mean 0.47698 1.74360
 %RSD 1.43059 1.22369

Method : Paragon2 File : 130905A
SampleId1 : 1307497-3 SampleId2 :
Analysis commenced : 9/5/2013 11:08:06
 Dilution ratio : 1.00000 to 1.00000 Tray :

Printed : 9/5/2013 17:33:28
[SAMPLE]
 Position : TUBE3

Final concentrations

	Ag	Al	As	B	Ba	Be	Bi	Ca	Cd
	ppm	ppm	ppm	ppm	ppm	ppm	ppm	ppm	ppm
#1	0.49188	94.86428	2.07397	1.72490	2.36743	0.98918	0.01240	47.38923	2.59748
#2	0.48693	94.66740	2.05429	1.71567	2.36260	0.98747	0.00532	47.23620	2.57794
Mean	0.48941	94.76584	2.06413	1.72028	2.36502	0.98832	0.00886	47.31272	2.58771
%RSD	0.71432	0.14691	0.67427	0.37964	0.14426	0.12266	56.47717	0.22870	0.53386

	Co	Cr	Cu	Fe	K	Li	Mg	Mn	Mo
	ppm	ppm	ppm	ppm	ppm	ppm	ppm	ppm	ppm
#1	0.67675	3.27455	1.34726	46.05054	26.28083	0.82524	84.43838	5.98326	1.85267
#2	0.67323	3.26826	1.34041	45.93443	26.18472	0.82274	84.24041	5.97300	1.85125
Mean	0.67499	3.27140	1.34384	45.99248	26.23278	0.82399	84.33940	5.97813	1.85196
%RSD	0.36854	0.13610	0.36070	0.17852	0.25905	0.21412	0.16598	0.12138	0.05425

	Na	Ni	P	Pb I	Pb II	S	Sb	Se I	Se II
	ppm	ppm	ppm	ppm	ppm	ppm	ppm	ppm	ppm
#1	38.37906	3.86852	2.82895	1.05456	1.03877	1.49175	0.52169	2.48949	2.45611
#2	38.24837	3.83761	2.86443	1.05094	1.05626	1.49853	0.51512	2.49273	2.50686
Mean	38.31371	3.85307	2.84669	1.05275	1.04751	1.49514	0.51841	2.49111	2.48149
%RSD	0.24120	0.56711	0.88128	0.24268	1.18070	0.32048	0.89651	0.09217	1.44602

	Si	Sn	Sr	Ti	Tl	U	V	Zn	Zr
	ppm	ppm	ppm	ppm	ppm	ppm	ppm	ppm	ppm
#1	4.08540	1.94662	1.04646	0.44257	0.78929	-0.00266	2.76423	5.15173	0.05613
#2	4.06880	1.96457	1.04292	0.44269	0.75424	-0.00196	2.75437	5.15384	0.05692
Mean	4.07710	1.95560	1.04469	0.44263	0.77176	-0.00231	2.75930	5.15279	0.05652
%RSD	0.28785	0.64910	0.23951	0.01958	3.21150	21.43102	0.25244	0.02890	0.98785

	Pb	Se
	calc	calc
#1	1.04402	2.46723
#2	1.05449	2.50216
Mean	1.04926	2.48469
%RSD	0.70513	0.99403

Method : Paragon2 File : 130905A
SampleId1 : 1307497-3D SampleId2 :
Analysis commenced : 9/5/2013 11:09:37

Printed : 9/5/2013 17:33:29
[SAMPLE]

Dilution ratio : 1.00000 to 1.00000 Tray :

Position : TUBE4

Final concentrations

	Ag	Al	As	B	Ba	Be	Bi	Ca	Cd
	ppm	ppm	ppm	ppm	ppm	ppm	ppm	ppm	ppm
#1	0.49788	99.18579	2.06725	1.74484	2.35332	0.99199	0.00640	47.62690	2.62846
#2	0.49889	99.24693	2.08543	1.73687	2.35640	0.99255	-0.00260	47.47600	2.61025
Mean	0.49838	99.21636	2.07634	1.74085	2.35486	0.99227	0.00190	47.55145	2.61935
%RSD	0.14357	0.04357	0.61941	0.32399	0.09252	0.03951	335.13199	0.22439	0.49179

	Co	Cr	Cu	Fe	K	Li	Mg	Mn	Mo
	ppm	ppm	ppm	ppm	ppm	ppm	ppm	ppm	ppm
#1	0.68296	3.30445	1.37373	47.23482	27.26736	0.84719	90.34335	7.24786	1.88742
#2	0.68071	3.29602	1.37610	47.17479	27.34652	0.84851	90.27301	7.24543	1.88988
Mean	0.68183	3.30023	1.37492	47.20481	27.30694	0.84785	90.30818	7.24665	1.88865
%RSD	0.23293	0.18062	0.12172	0.08992	0.20500	0.11029	0.05507	0.02376	0.09189

	Na	Ni	P	Pb I	Pb II	S	Sb	Se I	Se II
	ppm	ppm	ppm	ppm	ppm	ppm	ppm	ppm	ppm
#1	39.03266	3.91106	2.90733	1.06746	1.04751	1.64761	0.54739	2.54329	2.47297
#2	38.98595	3.88344	2.92693	1.06815	1.05967	1.69505	0.55084	2.51592	2.51934
Mean	39.00930	3.89725	2.91713	1.06780	1.05359	1.67133	0.54912	2.52960	2.49616
%RSD	0.08467	0.50122	0.47508	0.04580	0.81659	2.00709	0.44481	0.76504	1.31358

	Si	Sn	Sr	Ti	Tl	U	V	Zn	Zr
	ppm	ppm	ppm	ppm	ppm	ppm	ppm	ppm	ppm
#1	4.17275	1.99385	1.09467	0.44877	0.78781	0.00194	2.79302	5.11243	0.06060
#2	4.17109	2.00424	1.09497	0.45221	0.80855	-0.00963	2.78991	5.12366	0.06047
Mean	4.17192	1.99905	1.09482	0.45049	0.79818	-0.00385	2.79146	5.11804	0.06054
%RSD	0.02820	0.36742	0.01950	0.54063	1.83734	212.62811	0.07875	0.15515	0.15287

	Pb	Se
	calc	calc
#1	1.05415	2.49639
#2	1.06250	2.51820
Mean	1.05832	2.50730
%RSD	0.55762	0.61524

Method : Paragon2 File : 130905A

SampleId1 : 1307497-3 NC SampleId2 :

Analysis commenced : 9/5/2013 11:11:08

Dilution ratio : 1.00000 to 1.00000 Tray :

Printed : 9/5/2013 17:33:29

[SAMPLE]

Position : TUBE5

Final concentrations

	Ag	Al	As	B	Ba	Be	Bi	Ca	Cd
	ppm	ppm	ppm	ppm	ppm	ppm	ppm	ppm	ppm
#1	0.48532	94.62896	2.02190	1.72217	2.38531	0.97543	0.00193	46.50079	2.55430
#2	0.48624	94.80790	2.03411	1.72123	2.39131	0.97524	0.00218	46.44027	2.55030

Mean	0.48578	94.71843	2.02801	1.72170	2.38831	0.97534	0.00205	46.47053	2.55230
%RSD	0.13437	0.13359	0.42564	0.03879	0.17770	0.01358	8.50317	0.09209	0.11093
	Co	Cr	Cu	Fe	K	Li	Mg	Mn	Mo
	ppm	ppm	ppm	ppm	ppm	ppm	ppm	ppm	ppm
#1	0.66684	3.23005	1.35069	45.43646	26.28643	0.82556	83.67660	5.90056	1.82749
#2	0.66791	3.22958	1.35069	45.44213	26.32648	0.82675	83.74654	5.90448	1.82904
Mean	0.66737	3.22982	1.35069	45.43930	26.30646	0.82615	83.71157	5.90252	1.82826
%RSD	0.11428	0.01040	0.00008	0.00883	0.10765	0.10157	0.05908	0.04702	0.05995
	Na	Ni	P	Pb I	Pb II	S	Sb	Se I	Se II
	ppm	ppm	ppm	ppm	ppm	ppm	ppm	ppm	ppm
#1	38.18974	3.82340	2.81201	1.03848	1.03362	1.51208	0.47387	2.49134	2.43594
#2	38.22119	3.82557	2.82948	1.04515	1.04007	1.49853	0.48145	2.46514	2.47766
Mean	38.20546	3.82448	2.82075	1.04181	1.03684	1.50530	0.47766	2.47824	2.45680
%RSD	0.05820	0.04008	0.43800	0.45237	0.43956	0.63663	1.12170	0.74767	1.20063
	Si	Sn	Sr	Ti	Tl	U	V	Zn	Zr
	ppm	ppm	ppm	ppm	ppm	ppm	ppm	ppm	ppm
#1	6.01763	1.90222	1.04954	0.43691	0.78220	-0.00769	2.73334	5.03523	0.05682
#2	6.04872	1.92678	1.05116	0.43818	0.79223	-0.00219	2.73113	5.02962	0.05668
Mean	6.03318	1.91450	1.05035	0.43755	0.78721	-0.00494	2.73223	5.03242	0.05675
%RSD	0.36444	0.90740	0.10936	0.20403	0.90168	78.63292	0.05717	0.07888	0.17057
	Pb	Se							
	calc	calc							
#1	1.03524	2.45439							
#2	1.04176	2.47349							
Mean	1.03850	2.46394							
%RSD	0.44384	0.54808							

Method : Paragon2 File : 130905A
SampleId1 : 1307497-3D NC SampleId2 :
Analysis commenced : 9/5/2013 11:12:40 [SAMPLE]
Dilution ratio : 1.00000 to 1.00000 Tray :
Position : TUBE6

Final concentrations

	Ag	Al	As	B	Ba	Be	Bi	Ca	Cd
	ppm	ppm	ppm	ppm	ppm	ppm	ppm	ppm	ppm
#1	0.50252	99.57596	2.06849	1.74379	2.35445	0.99346	0.00298	47.81491	2.62959
#2	0.49775	99.92141	2.04158	1.73603	2.36487	0.98788	0.00567	47.23620	2.60060
Mean	0.50013	99.74869	2.05504	1.73991	2.35966	0.99067	0.00433	47.52556	2.61510
%RSD	0.67517	0.24488	0.92585	0.31563	0.31225	0.39840	44.02423	0.86103	0.78387
	Co	Cr	Cu	Fe	K	Li	Mg	Mn	Mo
	ppm	ppm	ppm	ppm	ppm	ppm	ppm	ppm	ppm
#1	0.68334	3.30804	1.36853	47.32310	27.22056	0.84401	90.29526	7.26234	1.87877
#2	0.67955	3.28248	1.37586	46.99015	27.43747	0.85072	90.18825	7.22109	1.85926
Mean	0.68145	3.29526	1.37220	47.15663	27.32901	0.84736	90.24175	7.24172	1.86902

%RSD	0.39305	0.54853	0.37774	0.49925	0.56124	0.55960	0.08385	0.40286	0.73794
	Na	Ni	P	Pb I	Pb II	S	Sb	Se I	Se II
	ppm	ppm	ppm	ppm	ppm	ppm	ppm	ppm	ppm
#1	38.91914	3.91626	2.87608	1.07272	1.05047	1.67472	0.48245	2.50503	2.48458
#2	39.09514	3.87033	2.89197	1.05470	1.06466	1.64761	0.48120	2.49227	2.54152
Mean	39.00714	3.89329	2.88403	1.06371	1.05757	1.66117	0.48182	2.49865	2.51305
%RSD	0.31904	0.83409	0.38956	1.19787	0.94877	1.15392	0.18277	0.36115	1.60199
	Si	Sn	Sr	Ti	Tl	U	V	Zn	Zr
	ppm	ppm	ppm	ppm	ppm	ppm	ppm	ppm	ppm
#1	6.71950	1.96834	1.09552	0.45084	0.80592	0.00431	2.78986	5.14261	0.05718
#2	6.69778	1.97874	1.09770	0.45035	0.79526	-0.00766	2.77890	5.05979	0.05686
Mean	6.70864	1.97354	1.09661	0.45059	0.80059	-0.00167	2.78438	5.10120	0.05702
%RSD	0.22900	0.37237	0.14079	0.07694	0.94102	506.61962	0.27827	1.14797	0.40142
	Pb	Se							
	calc	calc							
#1	1.05788	2.49139							
#2	1.06135	2.52512							
Mean	1.05962	2.50825							
%RSD	0.23117	0.95077							

Method : Paragon2 File : 130905A
SampleId1 : 1307497-22 **SampleId2 :**
Analysis commenced : 9/5/2013 11:14:11
Dilution ratio : 1.00000 to 1.00000 Tray :

Printed : 9/5/2013 17:33:29

[SAMPLE]

Position : TUBE7

Final concentrations

	Ag	Al	As	B	Ba	Be	Bi	Ca	Cd
	ppm	ppm	ppm	ppm	ppm	ppm	ppm	ppm	ppm
#1	-0.00049	21.41111	0.00110	0.04207	0.37334	0.00307	0.00047	8.85616	-0.00003
#2	-0.00018	21.48444	0.00283	0.04133	0.37426	0.00302	0.00291	8.82296	0.00114
Mean	-0.00033	21.44778	0.00196	0.04170	0.37380	0.00305	0.00169	8.83956	0.00055
%RSD	66.18210	0.24177	62.53103	1.24785	0.17332	1.16489	101.83931	0.26559	149.50643
	Co	Cr	Cu	Fe	K	Li	Mg	Mn	Mo
	ppm	ppm	ppm	ppm	ppm	ppm	ppm	ppm	ppm
#1	0.00764	0.11089	0.15244	26.73148	5.37735	0.03036	1.88416	0.12785	0.00762
#2	0.00764	0.10914	0.15387	26.68356	5.38069	0.03042	1.88471	0.12761	0.00518
Mean	0.00764	0.11001	0.15316	26.70752	5.37902	0.03039	1.88444	0.12773	0.00640
%RSD	0.00341	1.12891	0.65711	0.12687	0.04394	0.13766	0.02077	0.13264	27.03903
	Na	Ni	P	Pb I	Pb II	S	Sb	Se I	Se II
	ppm	ppm	ppm	ppm	ppm	ppm	ppm	ppm	ppm
#1	0.41913	0.05697	0.56389	0.02500	0.02940	2.65773	-0.00153	-0.00552	0.01284
#2	0.41902	0.05747	0.56861	0.02485	0.02947	2.69842	-0.00006	-0.00693	0.00490
Mean	0.41907	0.05722	0.56625	0.02492	0.02944	2.67807	-0.00079	-0.00622	0.00887
%RSD	0.01764	0.62377	0.58867	0.43047	0.17146	1.07436	131.36004	15.96152	63.27959

ted: 9/5/2013 17:34:02 User: STEVE WORKMAN

	Si	Sn	Sr	Ti	Tl	U	V	Zn	Zr
	ppm	ppm	ppm	ppm	ppm	ppm	ppm	ppm	ppm
#1	5.89998	-0.00378	0.21671	0.17631	0.00614	1.92506	0.19836	0.03952	0.05937
#2	5.91688	0.00288	0.21664	0.17709	-0.00222	1.92327	0.19669	0.03813	0.05976
Mean	5.90843	-0.00045	0.21667	0.17670	0.00196	1.92417	0.19752	0.03882	0.05957
%RSD	0.20232	1054.43665	0.02234	0.31393	301.51220	0.06603	0.59824	2.53193	0.46311

	Pb	Se
	calc	calc
#1	0.02794	0.00673
#2	0.02793	0.00096
Mean	0.02793	0.00385
%RSD	0.00739	105.98352

Method : Paragon2 File : 130905A Printed : 9/5/2013 17:33:29

SampleId1 : F130903-1MB SampleId2 :

Analysis commenced : 9/5/2013 11:47:23 [SAMPLE]

Dilution ratio : 1.00000 to 1.00000 Tray : Position : TUBE8

Final concentrations

	Ag	Al	As	B	Ba	Be	Bi	Ca	Cd
	ppm	ppm	ppm	ppm	ppm	ppm	ppm	ppm	ppm
#1	-0.00101	-0.01869	-0.00486	-0.00640	-0.00055	0.00000	0.00119	0.11779	-0.00068
#2	-0.00046	-0.01764	-0.00561	-0.00461	-0.00051	-0.00008	-0.00246	0.12062	-0.00027
Mean	-0.00073	-0.01816	-0.00523	-0.00550	-0.00053	-0.00004	-0.00064	0.11921	-0.00048
%RSD	52.43554	4.07903	10.06108	22.96426	5.25483	149.07626	405.85009	1.67650	60.40467

	Co	Cr	Cu	Fe	K	Li	Mg	Mn	Mo
	ppm	ppm	ppm	ppm	ppm	ppm	ppm	ppm	ppm
#1	-0.00120	-0.00067	-0.00177	-0.00746	0.15014	-0.00202	0.06741	-0.00049	-0.00281
#2	-0.00062	-0.00055	-0.00200	-0.00671	0.15981	-0.00200	0.06630	-0.00025	-0.00165
Mean	-0.00091	-0.00061	-0.00189	-0.00709	0.15498	-0.00201	0.06685	-0.00037	-0.00223
%RSD	45.62121	14.87352	8.90004	7.40894	4.41433	0.61183	1.16881	45.88806	36.75992

	Na	Ni	P	Pb I	Pb II	S	Sb	Se I	Se II
	ppm	ppm	ppm	ppm	ppm	ppm	ppm	ppm	ppm
#1	0.03163	-0.00244	-0.01982	-0.00408	-0.00117	-0.03214	-0.00196	0.00901	-0.00382
#2	0.03178	-0.00300	-0.01460	-0.00294	-0.00298	-0.02538	0.00027	0.00363	0.00369
Mean	0.03170	-0.00272	-0.01721	-0.00351	-0.00208	-0.02876	-0.00084	0.00632	-0.00007
%RSD	0.34671	14.43038	21.46075	23.11529	61.53315	16.64350	186.21801	60.18772	7941.37239

	Si	Sn	Sr	Ti	Tl	U	V	Zn	Zr
	ppm	ppm	ppm	ppm	ppm	ppm	ppm	ppm	ppm
#1	-0.01899	-0.00262	-0.00161	-0.00201	-0.00737	-0.01820	-0.00079	0.00199	0.00052
#2	-0.01565	0.00024	-0.00160	-0.00205	0.00587	-0.01759	-0.00028	-0.00149	0.00077
Mean	-0.01732	-0.00119	-0.00161	-0.00203	-0.00075	-0.01790	-0.00053	0.00025	0.00064
%RSD	13.65070	169.58611	0.49916	1.70820	1247.37370	2.41247	68.53684	989.79193	26.96159

Seer: STEVE WORKMAN

Pb

calc

#1 -0.00214 0.00045
 #2 -0.00297 0.00367
Mean -0.00255 0.00206
 %RSD 22.79262 110.38084

Method : Paragon2

File : 130905A

SampleId1 : F130903-1LCS

SampleId2 :

Analysis commenced : 9/5/2013 11:51:34

Dilution ratio : 1.00000 to 1.00000 Tray :

Printed : 9/5/2013 17:33:30

[SAMPLE]

Position : TUBE9

Final concentrations

	Ag	Al	As	B	Ba	Be	Bi	Ca	Cd
	ppm	ppm	ppm	ppm	ppm	ppm	ppm	ppm	ppm
#1	-0.00092	2.05327	1.04118	1.05592	1.07726	0.04933	0.00226	41.71890	0.05532
#2	-0.00084	2.07806	1.03521	1.06149	1.08119	0.04937	0.00227	41.62770	0.05484
Mean	-0.00088	2.06566	1.03820	1.05870	1.07923	0.04935	0.00226	41.67330	0.05508
%RSD	6.01190	0.84874	0.40652	0.37176	0.25741	0.05143	0.27018	0.15475	0.61527
	Co	Cr	Cu	Fe	K	Li	Mg	Mn	Mo
	ppm	ppm	ppm	ppm	ppm	ppm	ppm	ppm	ppm
#1	0.51202	0.20965	0.26253	1.05869	43.09515	0.53420	41.49054	0.51807	1.06513
#2	0.51026	0.20845	0.26407	1.06005	43.33167	0.53782	41.61656	0.51904	1.06552
Mean	0.51114	0.20905	0.26330	1.05937	43.21341	0.53601	41.55355	0.51855	1.06533
%RSD	0.24273	0.40725	0.41339	0.09025	0.38702	0.47699	0.21444	0.13120	0.02569
	Na	Ni	P	Pb I	Pb II	S	Sb	Se I	Se II
	ppm	ppm	ppm	ppm	ppm	ppm	ppm	ppm	ppm
#1	42.47454	0.52239	10.22946	0.52471	0.51681	10.57232	0.53349	2.23146	2.13071
#2	42.63894	0.51997	10.31163	0.52713	0.52090	10.53141	0.53569	2.23611	2.19521
Mean	42.55674	0.52118	10.27054	0.52592	0.51886	10.55186	0.53459	2.23378	2.16296
%RSD	0.27316	0.32868	0.56575	0.32582	0.55764	0.27410	0.29111	0.14706	2.10847
	Si	Sn	Sr	Ti	Tl	U	V	Zn	Zr
	ppm	ppm	ppm	ppm	ppm	ppm	ppm	ppm	ppm
#1	1.10822	0.54353	0.53034	0.49500	2.19743	-0.03369	0.52863	0.52606	0.00094
#2	1.11602	0.55967	0.53232	0.49679	2.20120	-0.02819	0.52930	0.52606	0.00072
Mean	1.11212	0.55160	0.53133	0.49590	2.19932	-0.03094	0.52897	0.52606	0.00083
%RSD	0.49617	2.06965	0.26287	0.25518	0.12122	12.57062	0.08971	0.00000	18.26791
	Pb	Se							
	calc	calc							
#1	0.51944	2.16426							
#2	0.52298	2.20883							
Mean	0.52121	2.18654							
%RSD	0.47975	1.44121							

Method : Paragon2

File : 130905A

Printed : 9/5/2013 17:33:30

SampleId1 : 1308461-2 SampleId2 :
 Analysis commenced : 9/5/2013 11:53:05
 Dilution ratio : 1.00000 to 1.00000 Tray :

[SAMPLE]

Position : TUBE10

Final concentrations

	Ag	Al	As	B	Ba	Be	Bi	Ca	Cd
	ppm	ppm	ppm	ppm	ppm	ppm	ppm	ppm	ppm
#1	-0.00077	-0.01666	0.00308	0.02251	0.07534	0.00025	-0.00368	82.24141	-0.00019
#2	-0.00131	-0.01516	0.00482	0.02136	0.07458	0.00020	-0.00416	82.15525	-0.00043
Mean	-0.00104	-0.01591	0.00395	0.02194	0.07496	0.00022	-0.00392	82.19833	-0.00031
%RSD	36.92546	6.64104	31.09993	3.72774	0.71202	15.40373	8.76583	0.07412	55.20631

	Co	Cr	Cu	Fe	K	Li	Mg	Mn	Mo
	ppm	ppm	ppm	ppm	ppm	ppm	ppm	ppm	ppm
#1	-0.00051	-0.00050	-0.00094	-0.00360	2.10781	0.00153	13.89167	0.00023	-0.00023
#2	-0.00080	-0.00007	-0.00010	-0.00404	2.09044	0.00152	13.81716	0.00023	0.00067
Mean	-0.00066	-0.00028	-0.00052	-0.00382	2.09912	0.00153	13.85442	0.00023	0.00022
%RSD	31.66440	107.88062	113.07440	8.24823	0.58535	0.32241	0.38030	0.00000	293.26524

	Na	Ni	P	Pb I	Pb II	S	Sb	Se I	Se II
	ppm	ppm	ppm	ppm	ppm	ppm	ppm	ppm	ppm
#1	89.24722	-0.00174	0.00630	0.00158	-0.00280	46.82151	-0.00367	0.01603	0.01474
#2	88.18662	-0.00275	0.01047	-0.00144	-0.00141	46.59820	0.00028	0.01486	0.00921
Mean	88.71692	-0.00224	0.00839	0.00007	-0.00210	46.70985	-0.00169	0.01544	0.01198
%RSD	0.84534	31.85067	35.24036	2966.73475	46.76897	0.33804	164.70126	5.37135	32.62300

	Si	Sn	Sr	Ti	Tl	U	V	Zn	Zr
	ppm	ppm	ppm	ppm	ppm	ppm	ppm	ppm	ppm
#1	3.72561	0.00690	1.45940	-0.00181	0.01237	-0.02188	-0.00012	0.00109	-0.00032
#2	3.70130	0.00785	1.44922	-0.00176	0.01158	-0.02738	-0.00038	0.00240	-0.00037
Mean	3.71346	0.00738	1.45431	-0.00178	0.01198	-0.02463	-0.00025	0.00175	-0.00034
%RSD	0.46292	9.12470	0.49527	1.94288	4.61793	15.79546	73.51315	53.06084	9.17546

	Pb	Se
	calc	calc
#1	-0.00134	0.01517
#2	-0.00142	0.01109
Mean	-0.00138	0.01313
%RSD	4.00615	21.95021

Method : Paragon2 File : 130905A
 SampleId1 : CCV SampleId2 :
 Analysis commenced : 9/5/2013 11:57:23
 Dilution ratio : 1.00000 to 1.00000 Tray :

Printed : 9/5/2013 17:33:30
 [CV]

Position : STD1

Final concentrations

	Ag	Al	As	B	Ba	Be	Bi	Ca	Cd
	ppm	ppm	ppm	ppm	ppm	ppm	ppm	ppm	ppm

#1	0.20621	49.17705	0.50052	0.99101	1.00296	0.48339	0.51423	50.54821	0.51420
#2	0.20493	49.34913	0.48835	0.99101	1.00681	0.48585	0.50500	50.67658	0.51361
Mean	0.20557	49.26309	0.49444	0.99101	1.00489	0.48462	0.50962	50.61240	0.51391
%RSD	0.43830	0.24699	1.74108	0.00000	0.27063	0.35852	1.28103	0.17935	0.08058

	Co	Cr	Cu	Fe	K	Li	Mg	Mn	Mo
	ppm	ppm	ppm	ppm	ppm	ppm	ppm	ppm	ppm
#1	0.48737	0.96714	0.99618	20.42513	51.89040	0.53583	49.27257	0.97034	1.03082
#2	0.48844	0.96781	1.00102	20.52316	52.03500	0.53801	49.45515	0.97457	1.02979
Mean	0.48791	0.96747	0.99860	20.47415	51.96270	0.53692	49.36386	0.97246	1.03030
%RSD	0.15548	0.04889	0.34294	0.33859	0.19677	0.28782	0.26153	0.30747	0.07082

	Na	Ni	P	Pb I	Pb II	S	Sb	Se I	Se II
	ppm	ppm	ppm	ppm	ppm	ppm	ppm	ppm	ppm
#1	52.28579	0.99248	4.91155	0.99371	0.96151	5.04675	0.50445	1.04483	0.97624
#2	52.24907	0.99238	4.98695	0.99181	0.98062	4.99242	0.51615	1.03669	1.00230
Mean	52.26743	0.99243	4.94925	0.99276	0.97107	5.01959	0.51030	1.04076	0.98927
%RSD	0.04968	0.00719	1.07731	0.13582	1.39175	0.76546	1.62149	0.55337	1.86297

	Si	Sn	Sr	Ti	Tl	U	V	Zn	Zr
	ppm	ppm	ppm	ppm	ppm	ppm	ppm	ppm	ppm
#1	4.76429	1.03133	0.50867	0.47430	0.51694	4.72880	0.49443	0.98925	0.98093
#2	4.77924	1.03702	0.51016	0.47712	0.50210	4.75377	0.49523	0.99138	0.98485
Mean	4.77176	1.03417	0.50941	0.47571	0.50952	4.74129	0.49483	0.99032	0.98289
%RSD	0.22153	0.38873	0.20714	0.41905	2.05895	0.37241	0.11444	0.15173	0.28224

	Pb	Se
	calc	calc
#1	0.97223	0.99908
#2	0.98435	1.01375
Mean	0.97829	1.00642
%RSD	0.87555	1.03087

Method : Paragon2
File : 130905A
SampleId1 : CCB
SampleId2 :
Analysis commenced : 9/5/2013 11:59:00
Dilution ratio : 1.00000 to 1.00000 Tray :

Printed : 9/5/2013 17:33:30
[CB]

Position : STD2

Final concentrations

	Ag	Al	As	B	Ba	Be	Bi	Ca	Cd
	ppm	ppm	ppm	ppm	ppm	ppm	ppm	ppm	ppm
#1	-0.00155	0.02634	-0.00114	-0.00314	0.00012	0.00034	0.00143	0.17150	-0.00002
#2	-0.00093	0.02176	-0.00908	-0.00314	0.00012	0.00026	0.00095	0.17230	-0.00051
Mean	-0.00124	0.02405	-0.00511	-0.00314	0.00012	0.00030	0.00119	0.17190	-0.00026
%RSD	35.11693	13.48839	109.92529	0.00000	0.00000	19.54391	28.77066	0.33220	132.62848

	Co	Cr	Cu	Fe	K	Li	Mg	Mn	Mo
	ppm	ppm	ppm	ppm	ppm	ppm	ppm	ppm	ppm
#1	-0.00101	0.00014	-0.00117	0.01333	0.17102	-0.00156	0.11051	0.00023	-0.00075

#2	-0.00062	-0.00020	-0.00141	0.01333	0.17076	-0.00158	0.11216	0.00023	-0.00152
Mean	-0.00081	-0.00003	-0.00129	0.01333	0.17089	-0.00157	0.11133	0.00023	-0.00113
%RSD	34.04097	814.57700	13.11534	0.00000	0.10535	0.93789	1.05282	0.00000	48.14506

	Na	Ni	P	Pb I	Pb II	S	Sb	Se I	Se II
	ppm	ppm	ppm	ppm	ppm	ppm	ppm	ppm	ppm
#1	0.06827	-0.00244	-0.01564	-0.00693	-0.00062	-0.01184	-0.00219	0.00339	0.00199
#2	0.06459	-0.00098	-0.01094	-0.00537	-0.00021	-0.01861	-0.00269	0.00504	0.00086
Mean	0.06643	-0.00171	-0.01329	-0.00615	-0.00042	-0.01522	-0.00244	0.00422	0.00142
%RSD	3.91886	60.48749	25.00742	17.91655	70.20914	31.44769	14.36346	27.56197	56.29708

	Si	Sn	Sr	Ti	Tl	U	V	Zn	Zr
	ppm	ppm	ppm	ppm	ppm	ppm	ppm	ppm	ppm
#1	-0.01053	0.00404	-0.00118	-0.00160	-0.00788	-0.02311	0.00004	0.00206	0.00155
#2	-0.01285	-0.00167	-0.00117	-0.00148	0.00304	-0.01394	0.00014	-0.00148	0.00145
Mean	-0.01169	0.00119	-0.00118	-0.00154	-0.00242	-0.01853	0.00009	0.00029	0.00150
%RSD	13.99178	339.83218	0.68215	5.63075	319.02606	34.99514	78.74564	861.18720	4.60779

	Pb	Se
	calc	calc
#1	-0.00273	0.00246
#2	-0.00193	0.00225
Mean	-0.00233	0.00235
%RSD	24.17278	6.27603

Method : Paragon2
File : 130905A
SampleId1 : 1308461-2D
SampleId2 :
Analysis commenced : 9/5/2013 12:00:35
Dilution ratio : 1.00000 to 1.00000 Tray :

Printed : 9/5/2013 17:33:30
[SAMPLE]
Position : TUBE11

Final concentrations

	Ag	Al	As	B	Ba	Be	Bi	Ca	Cd
	ppm	ppm	ppm	ppm	ppm	ppm	ppm	ppm	ppm
#1	-0.00046	-0.02492	-0.00883	0.02073	0.07264	0.00026	0.00363	81.66687	-0.00089
#2	-0.00077	-0.02292	-0.00734	0.02052	0.07288	0.00021	0.00265	81.29142	-0.00032
Mean	-0.00062	-0.02392	-0.00809	0.02062	0.07276	0.00023	0.00314	81.47915	-0.00060
%RSD	35.10144	5.91766	13.02040	0.72096	0.23166	14.87326	21.97798	0.32583	66.41241

	Co	Cr	Cu	Fe	K	Li	Mg	Mn	Mo
	ppm	ppm	ppm	ppm	ppm	ppm	ppm	ppm	ppm
#1	-0.00042	-0.00008	-0.00046	-0.00553	2.03218	0.00127	13.57406	-0.00013	-0.00178
#2	-0.00061	-0.00080	-0.00082	-0.00538	2.02681	0.00124	13.56397	-0.00001	-0.00088
Mean	-0.00051	-0.00044	-0.00064	-0.00545	2.02949	0.00126	13.56901	-0.00007	-0.00133
%RSD	26.92583	116.70739	39.04331	1.92572	0.18695	1.37059	0.05254	121.52275	47.99892

	Na	Ni	P	Pb I	Pb II	S	Sb	Se I	Se II
	ppm	ppm	ppm	ppm	ppm	ppm	ppm	ppm	ppm
#1	86.70228	-0.00113	-0.00729	0.00036	-0.00196	45.97730	-0.00220	0.00223	0.01375
#2	86.04836	-0.00103	-0.00781	0.00130	-0.00238	45.92151	0.00077	0.01556	0.00496

Mean	86.37532	-0.00108	-0.00755	0.00083	-0.00217	45.94941	-0.00072	0.00890	0.00936
%RSD	0.53533	6.60805	4.89423	79.92849	13.57709	0.08587	292.45945	105.97183	66.39419

	Si	Sn	Sr	Ti	Tl	U	V	Zn	Zr
	ppm	ppm	ppm	ppm	ppm	ppm	ppm	ppm	ppm
#1	3.96959	0.00595	1.42037	-0.00208	-0.00270	-0.01332	-0.00022	0.00064	0.00057
#2	3.96204	0.00404	1.42088	-0.00191	0.00769	-0.02004	-0.00053	-0.00218	0.00039
Mean	3.96582	0.00500	1.42063	-0.00199	0.00250	-0.01668	-0.00038	-0.00077	0.00048
%RSD	0.13461	26.94486	0.02501	6.08902	293.97261	28.50731	58.20501	259.61727	26.48180

	Pb	Se
	calc	calc
#1	-0.00119	0.00991
#2	-0.00115	0.00849
Mean	-0.00117	0.00920
%RSD	2.15064	10.90447

Method : Paragon2
File : 130905A
SampleId1 : 1308461-2L 5X
SampleId2 :
Analysis commenced : 9/5/2013 12:04:35
Dilution ratio : 1.00000 to 1.00000
Tray :
Printed : 9/5/2013 17:33:31
[SAMPLE]
Position : TUBE12

Final concentrations

	Ag	Al	As	B	Ba	Be	Bi	Ca	Cd
	ppm	ppm	ppm	ppm	ppm	ppm	ppm	ppm	ppm
#1	-0.00116	-0.03342	-0.00958	-0.00167	0.01465	0.00011	0.00289	16.31334	-0.00033
#2	-0.00069	-0.03085	-0.00362	-0.00198	0.01481	0.00010	-0.00222	16.23281	-0.00069
Mean	-0.00092	-0.03214	-0.00660	-0.00182	0.01473	0.00011	0.00034	16.27308	-0.00051
%RSD	36.08019	5.66044	63.83643	12.22953	0.76234	7.16322	1072.25151	0.34989	49.39245

	Co	Cr	Cu	Fe	K	Li	Mg	Mn	Mo
	ppm	ppm	ppm	ppm	ppm	ppm	ppm	ppm	ppm
#1	-0.00069	-0.00037	-0.00141	-0.00553	0.42492	-0.00128	2.83840	-0.00025	-0.00113
#2	-0.00138	-0.00067	-0.00141	-0.00671	0.41499	-0.00128	2.82676	-0.00037	-0.00345
Mean	-0.00103	-0.00052	-0.00141	-0.00612	0.41995	-0.00128	2.83258	-0.00031	-0.00229
%RSD	46.77197	40.38094	0.06027	13.72379	1.67273	0.00000	0.29047	27.38733	71.45612

	Na	Ni	P	Pb I	Pb II	S	Sb	Se I	Se II
	ppm	ppm	ppm	ppm	ppm	ppm	ppm	ppm	ppm
#1	15.94968	-0.00012	-0.01094	-0.00019	-0.00316	9.14135	-0.00022	0.00082	0.00199
#2	15.91523	0.00018	-0.01408	0.00012	-0.00039	9.17540	-0.00393	0.00269	-0.00127
Mean	15.93245	0.00003	-0.01251	-0.00003	-0.00177	9.15838	-0.00208	0.00176	0.00036
%RSD	0.15290	708.74974	17.71590	635.61234	110.59325	0.26293	126.23706	75.25419	642.93858

	Si	Sn	Sr	Ti	Tl	U	V	Zn	Zr
	ppm	ppm	ppm	ppm	ppm	ppm	ppm	ppm	ppm
#1	0.79787	-0.00167	0.29479	-0.00219	0.00224	-0.02065	-0.00022	-0.00218	0.00053
#2	0.79910	-0.00167	0.29491	-0.00215	0.01002	-0.02493	-0.00053	-0.00006	0.00027
Mean	0.79849	-0.00167	0.29485	-0.00217	0.00613	-0.02279	-0.00038	-0.00112	0.00040

%RSD	0.10830	0.00182	0.03015	1.19795	89.84171	13.27282	58.11175	133.46150	46.21029
	Pb	Se							
	calc	calc							
#1	-0.00217	0.00160							
#2	-0.00022	0.00005							
Mean	-0.00119	0.00082							
%RSD	115.63693	133.11171							

Method : Paragon2
File : 130905A
SampleId1 : 1308461-2MS
SampleId2 : 1308461-2MS
Analysis commenced : 9/5/2013 12:08:01
Dilution ratio : 1.00000 to 1.00000 Tray :

Printed : 9/5/2013 17:33:31
[SAMPLE]
Position : TUBE13

Final concentrations

	Ag	Al	As	B	Ba	Be	Bi	Ca	Cd
	ppm	ppm	ppm	ppm	ppm	ppm	ppm	ppm	ppm
#1	-0.00022	2.03413	1.03546	1.07692	1.12510	0.04812	0.00345	123.35969	0.05426
#2	-0.00029	2.03937	1.03273	1.08554	1.12193	0.04816	0.00004	123.47377	0.05483
Mean	-0.00026	2.03675	1.03409	1.08123	1.12351	0.04814	0.00175	123.41673	0.05454
%RSD	21.21052	0.18167	0.18706	0.56318	0.19940	0.04739	137.89836	0.06536	0.73607

	Co	Cr	Cu	Fe	K	Li	Mg	Mn	Mo
	ppm	ppm	ppm	ppm	ppm	ppm	ppm	ppm	ppm
#1	0.49943	0.20244	0.26312	0.97716	51.34323	0.60444	54.14726	0.49919	1.05352
#2	0.49904	0.20262	0.26194	0.97761	51.20046	0.60260	54.15774	0.49979	1.05184
Mean	0.49924	0.20253	0.26253	0.97738	51.27184	0.60352	54.15250	0.49949	1.05268
%RSD	0.05630	0.06030	0.31911	0.03258	0.19690	0.21528	0.01368	0.08511	0.11264

	Na	Ni	P	Pb I	Pb II	S	Sb	Se I	Se II
	ppm	ppm	ppm	ppm	ppm	ppm	ppm	ppm	ppm
#1	133.40764	0.50846	10.10570	0.51988	0.49826	56.60778	0.52930	2.26280	2.14145
#2	132.39430	0.50760	10.23822	0.52341	0.51108	56.46033	0.52905	2.24911	2.22999
Mean	132.90097	0.50803	10.17196	0.52164	0.50467	56.53406	0.52917	2.25595	2.18572
%RSD	0.53915	0.11942	0.92119	0.47922	1.79656	0.18442	0.03392	0.42927	2.86433

	Si	Sn	Sr	Ti	Tl	U	V	Zn	Zr
	ppm	ppm	ppm	ppm	ppm	ppm	ppm	ppm	ppm
#1	4.74087	0.54354	1.93281	0.47913	2.22197	-0.02690	0.51329	0.51277	-0.00008
#2	4.73581	0.56444	1.92895	0.48043	2.19761	-0.02874	0.51381	0.51418	0.00000
Mean	4.73834	0.55399	1.93088	0.47978	2.20979	-0.02782	0.51355	0.51347	-0.00004
%RSD	0.07548	2.66693	0.14133	0.19149	0.77921	4.66171	0.07128	0.19491	151.62803

	Pb	Se
	calc	calc
#1	0.50546	2.18186
#2	0.51519	2.23635
Mean	0.51032	2.20911
%RSD	1.34816	1.74430

ted: 9/5/2013 17:34:02 **User: STEVE WORKMAN**
 Method : Paragon2 File : 130905A
SampleId1 : 1308461-2MSD **SampleId2 :**
Analysis commenced : 9/5/2013 12:09:32
 Dilution ratio : 1.00000 to 1.00000 Tray :

Printed : 9/5/2013 17:33:31
[SAMPLE]
 Position : TUBE14

Final concentrations

	Ag	Al	As	B	Ba	Be	Bi	Cd
	ppm	ppm	ppm	ppm	ppm	ppm	ppm	ppm
#1	-0.00076	2.04522	1.04193	1.08722	1.12558	0.04810	-0.00020	0.05511
#2	-0.00162	2.04619	1.04541	1.09079	1.12770	0.04808	0.00248	0.05561
Mean	-0.00119	2.04570	1.04367	1.08900	1.12664	0.04809	0.00114	0.05536
%RSD	50.79071	0.03367	0.23590	0.23185	0.13341	0.03977	166.12814	0.63391

	Co	Cr	Cu	Fe	K	Li	Mg	Mn	Mo
	ppm	ppm	ppm	ppm	ppm	ppm	ppm	ppm	ppm
#1	0.50012	0.20201	0.26241	0.97400	51.25027	0.60373	54.10592	0.49967	1.05442
#2	0.49963	0.20223	0.26300	0.97656	51.39945	0.60535	54.15250	0.49955	1.06204
Mean	0.49987	0.20212	0.26271	0.97528	51.32486	0.60454	54.12921	0.49961	1.05823
%RSD	0.06883	0.07542	0.15966	0.18500	0.20553	0.18887	0.06084	0.01702	0.50856

	Na	Ni	P	Pb I	Pb II	S	Sb	Se I	Se II
	ppm	ppm	ppm	ppm	ppm	ppm	ppm	ppm	ppm
#1	131.24121	0.50871	10.14403	0.51460	0.50290	56.31290	0.53053	2.25050	2.12843
#2	131.36983	0.51108	10.05261	0.51982	0.50910	56.22164	0.52520	2.26210	2.22192
Mean	131.30552	0.50990	10.09832	0.51721	0.50600	56.26727	0.52787	2.25630	2.17518
%RSD	0.06926	0.32895	0.64013	0.71318	0.86688	0.11469	0.71312	0.36367	3.03917

	Si	Sn	Sr	Ti	Tl	U	V	Zn	Zr
	ppm	ppm	ppm	ppm	ppm	ppm	ppm	ppm	ppm
#1	4.71793	0.54924	1.92368	0.47936	2.21619	-0.02446	0.51293	0.51064	-0.00040
#2	4.72748	0.55874	1.92680	0.48015	2.21795	-0.02629	0.51500	0.51206	-0.00029
Mean	4.72271	0.55399	1.92524	0.47975	2.21707	-0.02537	0.51396	0.51135	-0.00035
%RSD	0.14306	1.21221	0.11486	0.11562	0.05591	5.11568	0.28481	0.19572	23.00423

	Pb	Se
	calc	calc
#1	0.50679	2.16908
#2	0.51267	2.23530
Mean	0.50973	2.20219
%RSD	0.81495	2.12634

Method : Paragon2 File : 130905A
SampleId1 : 1308461-3 **SampleId2 :**
Analysis commenced : 9/5/2013 12:14:28
 Dilution ratio : 1.00000 to 1.00000 Tray :

Printed : 9/5/2013 17:33:31
[SAMPLE]
 Position : TUBE15

Final concentrations

	Al	As	B	Ba	Be	Bi	Ca	Cd
	ppm	ppm	ppm	ppm	ppm	ppm	ppm	ppm
#1	-0.00092	-0.00536	0.01505	0.17180	0.00030	0.00024	6.18433	-0.00077
#2	-0.00108	-0.00139	0.01358	0.17116	0.00025	0.00048	6.19290	-0.00045
Mean	-0.00100	-0.00337	0.01431	0.17148	0.00027	0.00036	6.18862	-0.00061
%RSD	11.51001	83.28487	7.27075	0.26234	11.68957	48.29859	0.09791	37.16668

	Co	Cr	Cu	Fe	K	Li	Mg	Mn	Mo
	ppm	ppm	ppm	ppm	ppm	ppm	ppm	ppm	ppm
#1	-0.00057	-0.00118	0.00642	-0.00256	0.78957	0.00646	0.22434	0.01734	0.02153
#2	-0.00008	-0.00085	0.00653	-0.00196	0.78931	0.00644	0.22434	0.01746	0.02127
Mean	-0.00033	-0.00102	0.00648	-0.00226	0.78944	0.00645	0.22434	0.01740	0.02140
%RSD	105.29846	23.46041	1.26683	18.58589	0.02283	0.22901	0.00000	0.48630	0.85099

	Na	Ni	P	Pb I	Pb II	S	Sb	Se I	Se II
	ppm	ppm	ppm	ppm	ppm	ppm	ppm	ppm	ppm
#1	123.49678	-0.00103	-0.01303	0.00085	0.00022	6.03877	-0.00551	0.00573	0.00369
#2	122.74844	-0.00103	-0.02400	0.00189	-0.00129	5.99120	-0.00157	0.00246	-0.00014
Mean	123.12261	-0.00103	-0.01852	0.00137	-0.00053	6.01499	-0.00354	0.00410	0.00178
%RSD	0.42978	0.00000	41.88909	53.56047	201.16346	0.55931	78.60761	56.43314	152.33005

	Si	Sn	Ti	Tl	U	V	Zn	Zr
	ppm	ppm	ppm	ppm	ppm	ppm	ppm	ppm
#1	3.29864	0.00119	-0.00139	0.00668	-0.02493	-0.00028	0.00135	-0.00011
#2	3.30680	0.00309	-0.00139	0.00512	-0.01576	0.00014	0.00347	0.00012
Mean	3.30272	0.00214	-0.00139	0.00590	-0.02035	-0.00007	0.00241	0.00000
%RSD	0.17481	62.90080	0.00000	18.61841	31.86033	431.60692	62.19911	6523.92579

	Pb	Se
	calc	calc
#1	0.00043	0.00437
#2	-0.00023	0.00073
Mean	0.00010	0.00255
%RSD	459.18109	100.99310

Method : Paragon2
File : 130905A
SampleId1 : 1308488-1
SampleId2 :
Analysis commenced : 9/5/2013 12:15:59
Dilution ratio : 1.00000 to 1.00000
Tray :

Printed : 9/5/2013 17:33:31
[SAMPLE]
Position : TUBE16

Final concentrations

	Ag	Al	As	B	Ba	Be	Bi	Ca	Cd
	ppm	ppm	ppm	ppm	ppm	ppm	ppm	ppm	ppm
#1	-0.00031	-0.02898	-0.00089	0.01726	0.06453	0.00028	0.00145	73.35320	-0.00039
#2	-0.00130	-0.02884	-0.00536	0.01600	0.06449	0.00030	-0.00221	72.78522	-0.00039
Mean	-0.00081	-0.02891	-0.00312	0.01663	0.06451	0.00029	-0.00038	73.06921	-0.00039
%RSD	86.74959	0.34409	101.14095	5.36516	0.04354	3.19540	675.99473	0.54965	0.31341

	Co	Cr	Cu	Fe	K	Li	Mg	Mn	Mo
--	----	----	----	----	---	----	----	----	----

#1	ppm	ppm	ppm	ppm	ppm	ppm	ppm	ppm	ppm
#2	0.00016	-0.00017	0.00179	-0.00181	3.60564	8.03387	0.10102	0.00183	
	-0.00043	-0.00049	0.00179	-0.00226	3.61486	8.04389	0.10066	0.00118	
Mean	-0.00013	-0.00033	0.00179	-0.00204	3.61025	8.03888	0.10084	0.00151	
%RSD	309.98969	69.22046	0.29847	15.46365	0.18070	0.08819	0.25194	30.24981	

	Na	Ni	P	Pb I	Pb II	S	Sb	Se I	Se II
	ppm	ppm	ppm	ppm	ppm	ppm	ppm	ppm	ppm
#1	198.64801	-0.00153	-0.01460	0.00057	-0.00377	51.25919	0.00275	0.00364	-0.00127
#2	197.23773	-0.00275	-0.02452	0.00044	-0.00351	51.45515	-0.00390	0.00971	0.00468
Mean	197.94287	-0.00214	-0.01956	0.00051	-0.00364	51.35717	-0.00058	0.00667	0.00170
%RSD	0.50379	40.02361	35.87538	18.37628	5.04614	0.26981	814.12715	64.28782	246.81878

	Si	Sn	Sr	Ti	Tl	U	V	Zn	Zr
	ppm	ppm	ppm	ppm	ppm	ppm	ppm	ppm	ppm
#1	4.01093	0.00024	2.32649	-0.00209	0.00732	-0.00293	-0.00027	0.06640	-0.00008
#2	4.01263	-0.00262	2.32872	-0.00213	0.00133	-0.02982	-0.00059	0.06711	-0.00051
Mean	4.01178	-0.00119	2.32760	-0.00211	0.00433	-0.01638	-0.00043	0.06675	-0.00029
%RSD	0.03000	169.59338	0.06755	1.23276	97.83782	116.13578	51.25153	0.74902	102.92234

	Pb	Se
	calc	calc
#1	-0.00233	0.00036
#2	-0.00220	0.00635
Mean	-0.00226	0.00336
%RSD	4.05012	126.07137

Method : Paragon2
File : 130905A
SampleId1 : 1308488-2
SampleId2 :
Analysis commenced : 9/5/2013 12:17:30
Dilution ratio : 1.00000 to 1.00000
Tray :

Printed : 9/5/2013 17:33:31
[SAMPLE]

Position : TUBE17

Final concentrations

	Ag	Al	As	B	Ba	Be	Bi	Ca	Cd
	ppm	ppm	ppm	ppm	ppm	ppm	ppm	ppm	ppm
#1	-0.00154	-0.03251	0.00060	0.01558	0.18007	0.00034	-0.00222	112.62948	-0.00026
#2	-0.00108	-0.03182	-0.00213	0.01694	0.17935	0.00031	0.00119	112.76114	-0.00062
Mean	-0.00131	-0.03216	-0.00077	0.01626	0.17971	0.00033	-0.00051	112.69531	-0.00044
%RSD	24.79566	1.51537	252.18453	5.94379	0.28163	6.20064	470.20495	0.08261	57.62984

	Co	Cr	Cu	Fe	K	Li	Mg	Mn	Mo
	ppm	ppm	ppm	ppm	ppm	ppm	ppm	ppm	ppm
#1	-0.00046	-0.00058	-0.00046	-0.00553	2.12953	0.01404	21.18668	0.04223	-0.00191
#2	-0.00046	-0.00054	-0.00046	-0.00612	2.12851	0.01398	21.17088	0.04235	-0.00255
Mean	-0.00046	-0.00056	-0.00046	-0.00582	2.12902	0.01401	21.17878	0.04229	-0.00223
%RSD	0.22118	4.40940	0.50072	7.21184	0.03395	0.31609	0.05275	0.20012	20.42218

	Na	Ni	P	Pb I	Pb II	S	Sb	Se I	Se II
	ppm	ppm	ppm	ppm	ppm	ppm	ppm	ppm	ppm

#1	120.15077	-0.00219	-0.00624	-0.00057	-0.00641	32.00574	-0.00170	-0.00620	-0.00212
#2	120.06131	-0.00138	-0.01355	-0.00669	-0.00280	32.04722	-0.00269	0.00386	0.00270
Mean	120.10604	-0.00179	-0.00990	-0.00363	-0.00460	32.02648	-0.00220	-0.00117	0.00029
%RSD	0.05267	31.95838	52.24591	119.21631	55.39022	0.09158	31.80274	608.77874	1184.17524

	Si	Sn	Sr	Ti	Tl	U	V	Zn	Zr
	ppm	ppm	ppm	ppm	ppm	ppm	ppm	ppm	ppm
#1	5.64580	-0.00262	2.72190	-0.00243	0.00619	-0.03043	-0.00059	-0.00006	-0.00079
#2	5.65104	0.00595	2.71154	-0.00223	0.01061	-0.01882	-0.00012	-0.00148	-0.00061
Mean	5.64842	0.00167	2.71672	-0.00233	0.00840	-0.02462	-0.00035	-0.00077	-0.00070
%RSD	0.06562	363.76272	0.26966	6.32410	37.22983	33.35141	93.33318	129.80840	18.03035

	Pb	Se
	calc	calc
#1	-0.00446	-0.00348
#2	-0.00409	0.00309
Mean	-0.00428	-0.00020
%RSD	6.08831	2349.77401

Method : Paragon2 File : 130905A
SampleId1 : 1308488-3 SampleId2 :
Analysis commenced : 9/5/2013 12:21:31
Dilution ratio : 1.00000 to 1.00000 Tray :

Printed : 9/5/2013 17:33:32
[SAMPLE]

Position : TUBE18

Final concentrations

	Ag	Al	As	B	Ba	Be	Bi	Ca	Cd
	ppm	ppm	ppm	ppm	ppm	ppm	ppm	ppm	ppm
#1	-0.00116	-0.02828	0.00358	0.01011	0.09985	0.00028	0.00314	3.79124	-0.00025
#2	-0.00185	-0.02320	-0.00188	0.00801	0.10081	0.00033	-0.00197	3.74329	-0.00096
Mean	-0.00150	-0.02574	0.00085	0.00906	0.10033	0.00031	0.00058	3.76727	-0.00061
%RSD	32.46533	13.95304	455.43652	16.41486	0.67213	10.82609	618.71917	0.89997	83.03036

	Co	Cr	Cu	Fe	K	Li	Mg	Mn	Mo
	ppm	ppm	ppm	ppm	ppm	ppm	ppm	ppm	ppm
#1	-0.00048	-0.00059	0.00037	-0.00419	0.69806	0.01222	0.17737	0.00406	0.03505
#2	-0.00174	-0.00135	-0.00010	-0.00493	0.68481	0.01240	0.17405	0.00394	0.03569
Mean	-0.00111	-0.00097	0.00013	-0.00456	0.69144	0.01231	0.17571	0.00400	0.03537
%RSD	80.80696	55.70185	251.80099	11.50938	1.35531	1.05922	1.33428	2.11598	1.28715

	Na	Ni	P	Pb I	Pb II	S	Sb	Se I	Se II
	ppm	ppm	ppm	ppm	ppm	ppm	ppm	ppm	ppm
#1	114.58352	-0.00063	-0.00937	0.00379	-0.00430	0.13033	-0.00224	-0.00339	-0.00170
#2	114.44170	-0.00138	-0.00154	-0.00475	0.00077	0.10325	-0.00198	-0.00854	-0.00240
Mean	114.51261	-0.00100	-0.00546	-0.00048	-0.00176	0.11679	-0.00211	-0.00597	-0.00205
%RSD	0.08757	53.29579	101.52232	1264.80906	203.61311	16.39589	8.46007	61.09459	24.43350

	Si	Sn	Sr	Ti	Tl	U	V	Zn	Zr
	ppm	ppm	ppm	ppm	ppm	ppm	ppm	ppm	ppm
#1	3.36543	-0.00452	0.12201	-0.00177	0.00666	-0.01882	0.00040	0.00489	0.00012

#2	3.37098	-0.00452	0.12286	-0.00191	0.00639	-0.03104	-0.00059	0.00206	-0.00032
Mean	3.36820	-0.00452	0.12243	-0.00184	0.00653	-0.02493	-0.00009	0.00347	-0.00010
%RSD	0.11663	0.00245	0.49334	5.18270	2.87348	34.67206	738.23215	57.59929	314.22403

	Pb	Se
	calc	calc
#1	-0.00160	-0.00226
#2	-0.00106	-0.00445
Mean	-0.00133	-0.00335
%RSD	28.53003	46.14973

Method : Paragon2
 File : 130905A
 SampleId1 : 1308488-4
 SampleId2 :
 Analysis commenced : 9/5/2013 12:23:02
 Dilution ratio : 1.00000 to 1.00000 Tray :

Printed : 9/5/2013 17:33:32
 [SAMPLE]

Position : TUBE19

Final concentrations

	Ag	Al	As	B	Ba	Be	Bi	Ca	Cd
	ppm	ppm	ppm	ppm	ppm	ppm	ppm	ppm	ppm
#1	-0.00092	-0.02924	-0.00536	0.00916	0.08793	0.00033	-0.00438	68.38306	-0.00059
#2	-0.00100	-0.03504	-0.00685	0.00948	0.08813	0.00029	0.00146	68.67176	-0.00070
Mean	-0.00096	-0.03214	-0.00610	0.00932	0.08803	0.00031	-0.00146	68.52741	-0.00065
%RSD	5.62520	12.76813	17.25741	2.39279	0.15957	9.62009	283.47700	0.29790	11.51672

	Co	Cr	Cu	Fe	K	Li	Mg	Mn	Mo
	ppm	ppm	ppm	ppm	ppm	ppm	ppm	ppm	ppm
#1	-0.00069	-0.00041	0.01069	0.00323	1.82219	0.00109	16.36657	0.36197	-0.00152
#2	-0.00059	-0.00024	0.01021	0.00383	1.82142	0.00109	16.36377	0.36329	-0.00178
Mean	-0.00064	-0.00033	0.01045	0.00353	1.82181	0.00109	16.36517	0.36263	-0.00165
%RSD	10.83139	37.40091	3.20539	11.89335	0.02974	0.45090	0.01213	0.25757	11.03801

	Na	Ni	P	Pb I	Pb II	S	Sb	Se I	Se II
	ppm	ppm	ppm	ppm	ppm	ppm	ppm	ppm	ppm
#1	48.14714	-0.00143	-0.00624	-0.00474	-0.00304	23.51195	-0.00269	0.00714	-0.00325
#2	48.16992	-0.00194	-0.00781	-0.00331	0.00112	23.62884	-0.00220	0.00573	0.00142
Mean	48.15853	-0.00169	-0.00702	-0.00403	-0.00096	23.57039	-0.00244	0.00644	-0.00092
%RSD	0.03345	21.16999	15.77458	25.01857	306.01803	0.35066	14.20190	15.43999	361.20908

	Si	Sn	Sr	Ti	Tl	U	V	Zn	Zr
	ppm	ppm	ppm	ppm	ppm	ppm	ppm	ppm	ppm
#1	4.89101	0.00404	1.37354	-0.00235	0.00170	-0.02188	-0.00043	0.00135	-0.00067
#2	4.90274	0.00404	1.37453	-0.00221	0.00872	-0.02433	-0.00053	0.00206	-0.00066
Mean	4.89688	0.00404	1.37404	-0.00228	0.00521	-0.02310	-0.00048	0.00170	-0.00066
%RSD	0.16931	0.00274	0.05108	4.18003	95.21305	7.48469	15.20415	29.33403	1.51768

	Pb	Se
	calc	calc
#1	-0.00361	0.00021
#2	-0.00036	0.00286

Mean -0.00198 0.00153er: STEVE WORKMAN
%RSD 115.87694 122.28958

Method : Paragon2 File : 130905A
SampleId1 : 1308488-4D SampleId2 :
Analysis commenced : 9/5/2013 12:24:34
Dilution ratio : 1.00000 to 1.00000 Tray :

Printed : 9/5/2013 17:33:32
[SAMPLE]
Position : TUBE20

Final concentrations

	Ag ppm	Al ppm	As ppm	B ppm	Ba ppm	Be ppm	Bi ppm	Ca ppm	Cd ppm
#1	-0.00123	-0.03867	-0.00039	0.00843	0.08479	0.00029	0.00025	65.55046	-0.00045
#2	-0.00069	-0.03713	-0.00263	0.00790	0.08539	0.00030	-0.00365	65.91729	-0.00073
Mean	-0.00096	-0.03790	-0.00151	0.00816	0.08509	0.00030	-0.00170	65.73388	-0.00059
%RSD	40.24697	2.87074	104.59597	4.55291	0.49524	3.00643	162.02731	0.39461	32.69781
	Co ppm	Cr ppm	Cu ppm	Fe ppm	K ppm	Li ppm	Mg ppm	Mn ppm	Mo ppm
#1	-0.00089	-0.00007	0.01033	0.00799	1.73000	0.00095	15.73886	0.34780	-0.00101
#2	-0.00069	-0.00033	0.01093	0.00843	1.73842	0.00098	15.82194	0.34996	-0.00049
Mean	-0.00079	-0.00020	0.01063	0.00821	1.73421	0.00096	15.78040	0.34888	-0.00075
%RSD	17.61495	90.57348	3.95007	3.83744	0.34360	2.04484	0.37225	0.43802	48.66364

	Na ppm	Ni ppm	P ppm	Pb I ppm	Pb II ppm	S ppm	Sb ppm	Se I ppm	Se II ppm
#1	46.44599	-0.00204	-0.00885	-0.00286	-0.00268	22.68712	0.00002	-0.00760	0.00071
#2	46.69273	-0.00189	-0.01199	-0.00293	-0.00250	22.75584	0.00027	0.00129	-0.00396
Mean	46.56936	-0.00196	-0.01042	-0.00290	-0.00259	22.72148	0.00015	-0.00316	-0.00162
%RSD	0.37465	5.45307	21.26852	1.66127	4.98937	0.21386	119.36013	199.13922	203.69190

	Si ppm	Sn ppm	Sr ppm	Ti ppm	Tl ppm	U ppm	V ppm	Zn ppm	Zr ppm
#1	4.69817	0.00595	1.32466	-0.00218	-0.00455	-0.02066	-0.00048	0.00206	-0.00068
#2	4.73566	0.01166	1.33042	-0.00227	0.00143	-0.02311	-0.00063	0.00135	-0.00048
Mean	4.71692	0.00880	1.32754	-0.00223	-0.00156	-0.02188	-0.00056	0.00170	-0.00058
%RSD	0.56200	45.86993	0.30635	3.11536	271.37062	7.90121	19.78095	29.33403	25.14867

	Pb calc	Se calc
#1	-0.00274	-0.00205
#2	-0.00264	-0.00221
Mean	-0.00269	-0.00213
%RSD	2.60564	5.23812

Method : Paragon2 File : 130905A
SampleId1 : CCV SampleId2 :
Analysis commenced : 9/5/2013 12:26:16
Dilution ratio : 1.00000 to 1.00000 Tray :

Printed : 9/5/2013 17:33:32
[CV]
Position : STD1

	Ag	Al	As	B	Ba	Be	Bi	Ca	Cd
	ppm	ppm	ppm	ppm	ppm	ppm	ppm	ppm	ppm
#1	0.20603	48.53778	0.49034	0.99249	1.00597	0.48129	0.51985	50.54033	0.51494
#2	0.20495	48.78542	0.49332	0.99301	1.00585	0.48367	0.52058	50.79578	0.51538
Mean	0.20549	48.66160	0.49183	0.99275	1.00591	0.48248	0.52021	50.66805	0.51516
%RSD	0.37257	0.35985	0.42865	0.03740	0.00845	0.34878	0.09887	0.35650	0.06108

	Co	Cr	Cu	Fe	K	Li	Mg	Mn	Mo
	ppm	ppm	ppm	ppm	ppm	ppm	ppm	ppm	ppm
#1	0.48670	0.96334	1.00126	20.36326	51.54199	0.53364	49.04192	0.96273	1.03159
#2	0.48806	0.96696	0.99984	20.45750	51.60380	0.53396	49.16999	0.96853	1.03882
Mean	0.48738	0.96515	1.00055	20.41038	51.57290	0.53380	49.10596	0.96563	1.03520
%RSD	0.19724	0.26467	0.09996	0.32647	0.08475	0.04241	0.18441	0.42463	0.49342

	Na	Ni	P	Pb I	Pb II	S	Sb	Se I	Se II
	ppm	ppm	ppm	ppm	ppm	ppm	ppm	ppm	ppm
#1	51.43699	1.00358	4.86236	0.98042	0.95482	4.97883	0.50618	1.01921	0.97113
#2	51.45520	1.00282	4.92117	0.99007	0.97247	5.01959	0.50401	1.02689	1.01871
Mean	51.44609	1.00320	4.89177	0.98524	0.96365	4.99921	0.50509	1.02305	0.99492
%RSD	0.02503	0.05335	0.85010	0.69268	1.29511	0.57643	0.30341	0.53103	3.38178

	Si	Sn	Sr	Ti	Tl	U	V	Zn	Zr
	ppm	ppm	ppm	ppm	ppm	ppm	ppm	ppm	ppm
#1	4.73436	1.05030	0.50651	0.46865	0.50167	4.76000	0.49337	0.97367	0.98069
#2	4.74488	1.04745	0.50689	0.47171	0.49996	4.74161	0.49309	0.98430	0.98307
Mean	4.73962	1.04887	0.50670	0.47018	0.50081	4.75080	0.49323	0.97898	0.98188
%RSD	0.15699	0.19198	0.05286	0.46085	0.24135	0.27384	0.04048	0.76740	0.17114

	Pb	Se
	calc	calc
#1	0.96334	0.98714
#2	0.97833	1.02144
Mean	0.97084	1.00429
%RSD	1.09152	2.41475

Method : Paragon2 File : 130905A Printed : 9/5/2013 17:33:32

SampleId1 : CCB SampleId2 :

Analysis commenced : 9/5/2013 12:27:54

Dilution ratio : 1.00000 to 1.00000 Tray :

[CB]

Position : STD2

Final concentrations

	Ag	Al	As	B	Ba	Be	Bi	Ca	Cd
	ppm	ppm	ppm	ppm	ppm	ppm	ppm	ppm	ppm
#1	-0.00009	0.04128	-0.00362	-0.00303	0.00040	0.00057	-0.00002	0.18765	-0.00003
#2	-0.00086	0.03806	-0.00064	-0.00251	0.00032	0.00053	0.00266	0.18321	-0.00008
Mean	-0.00047	0.03967	-0.00213	-0.00277	0.00036	0.00055	0.00132	0.18543	-0.00005
%RSD	115.95850	5.73585	98.84615	13.41969	15.63758	5.94517	143.69282	1.69385	65.88963

ted: 9/5/2013 17:34:03 User: STEVE WORKMAN

	Co	Cr	Cu	Fe	K	Li	Mg	Mn	Mo
	ppm	ppm	ppm	ppm	ppm	ppm	ppm	ppm	ppm
#1	-0.00101	0.00030	-0.00094	0.01734	0.17662	-0.00131	0.11879	0.00059	0.00093
#2	-0.00032	-0.00021	-0.00082	0.01586	0.17891	-0.00133	0.11548	0.00047	-0.00036
Mean	-0.00066	0.00005	-0.00088	0.01660	0.17776	-0.00132	0.11714	0.00053	0.00028
%RSD	72.72069	745.58035	9.64790	6.32634	0.91152	0.93320	2.00136	16.00471	323.20348

	Na	Ni	P	Pb I	Pb II	S	Sb	Se I	Se II
	ppm	ppm	ppm	ppm	ppm	ppm	ppm	ppm	ppm
#1	0.08275	-0.00194	-0.00415	-0.00020	-0.00196	-0.00507	0.00200	0.00130	0.00567
#2	0.07860	-0.00133	-0.01251	0.00004	0.00021	-0.01861	-0.00194	0.00504	0.00270
Mean	0.08067	-0.00164	-0.00833	-0.00008	-0.00088	-0.01184	0.00003	0.00317	0.00419
%RSD	3.63750	26.18802	70.94243	215.51485	175.46837	80.88100	9335.53697	83.46239	50.25051

	Si	Sn	Sr	Ti	Tl	U	V	Zn	Zr
	ppm	ppm	ppm	ppm	ppm	ppm	ppm	ppm	ppm
#1	-0.00992	0.00119	-0.00099	-0.00161	0.00149	-0.00539	0.00025	-0.00077	0.00193
#2	-0.00808	0.00595	-0.00099	-0.00139	0.00824	-0.01089	-0.00017	-0.00077	0.00188
Mean	-0.00900	0.00357	-0.00099	-0.00150	0.00486	-0.00814	0.00004	-0.00077	0.00190
%RSD	14.47762	94.31443	0.00000	10.38340	98.12199	47.79313	704.56734	0.00000	1.83933

	Pb	Se
	calc	calc
#1	-0.00138	0.00422
#2	0.00015	0.00348
Mean	-0.00061	0.00385
%RSD	177.21018	13.58045

Method : Paragon2 File : 130905A
SampleId1 : 1308488-4L 5X SampleId2 :
Analysis commenced : 9/5/2013 12:30:55
Dilution ratio : 1.00000 to 1.00000 Tray :

Printed : 9/5/2013 17:33:33

[SAMPLE]

Position : TUBE21

Final concentrations

	Ag	Al	As	B	Ba	Be	Bi	Ca	Cd
	ppm	ppm	ppm	ppm	ppm	ppm	ppm	ppm	ppm
#1	-0.00178	-0.02766	-0.00809	-0.00408	0.01751	0.00025	-0.00221	13.51801	-0.00066
#2	-0.00054	-0.03234	-0.00859	-0.00366	0.01743	0.00021	-0.00173	13.60230	0.00012
Mean	-0.00116	-0.03000	-0.00834	-0.00387	0.01747	0.00023	-0.00197	13.56015	-0.00027
%RSD	75.84876	11.03143	4.21090	7.67638	0.32141	13.00437	17.51462	0.43954	204.88206

	Co	Cr	Cu	Fe	K	Li	Mg	Mn	Mo
	ppm	ppm	ppm	ppm	ppm	ppm	ppm	ppm	ppm
#1	-0.00137	-0.00119	0.00061	-0.00508	0.38544	-0.00128	3.31503	0.07432	-0.00204
#2	-0.00127	-0.00029	0.00061	-0.00582	0.39028	-0.00126	3.32834	0.07443	-0.00229
Mean	-0.00132	-0.00074	0.00061	-0.00545	0.38786	-0.00127	3.32169	0.07438	-0.00216
%RSD	5.19710	86.25927	0.08027	9.62861	0.88230	1.16441	0.28323	0.11383	8.41182

	Na	Ni	P	Pb I	Pb II	S	Sb	Se I	Se II
	ppm	ppm	ppm	ppm	ppm	ppm	ppm	ppm	ppm
#1	8.74649	-0.00118	-0.01199	-0.00203	-0.00250	4.59173	-0.00023	-0.00175	0.00142
#2	8.70456	-0.00058	-0.00885	-0.00325	-0.00304	4.63927	-0.00048	0.00340	0.00071
Mean	8.72553	-0.00088	-0.01042	-0.00264	-0.00277	4.61550	-0.00035	0.00082	0.00107
%RSD	0.33981	48.76209	21.26852	32.57252	13.89596	0.72822	50.55767	442.85229	46.96204

	Si	Sn	Sr	Ti	Tl	U	V	Zn	Zr
	ppm	ppm	ppm	ppm	ppm	ppm	ppm	ppm	ppm
#1	0.96591	0.00214	0.27790	-0.00231	0.00104	-0.02126	0.00003	-0.00148	0.00070
#2	0.96899	-0.00357	0.27726	-0.00214	0.00779	-0.01882	-0.00033	-0.00077	0.00065
Mean	0.96745	-0.00071	0.27758	-0.00223	0.00442	-0.02004	-0.00015	-0.00112	0.00067
%RSD	0.22482	565.19278	0.16299	5.45188	108.15865	8.62912	174.99491	44.48713	5.22282

	Pb	Se
	calc	calc
#1	-0.00234	0.00036
#2	-0.00311	0.00161
Mean	-0.00273	0.00099
%RSD	19.91838	89.12943

Method : Paragon2
SampleId1 : 1308488-4MS
SampleId2 :
Analysis commenced : 9/5/2013 12:32:57
Dilution ratio : 1.00000 to 1.00000 Tray :

Printed : 9/5/2013 17:33:33
[SAMPLE]

Position : TUBE22

Final concentrations

	Ag	Al	As	B	Ba	Be	Bi	Ca	Cd
	ppm	ppm	ppm	ppm	ppm	ppm	ppm	ppm	ppm
#1	-0.00022	1.99256	1.04790	1.07125	1.13709	0.04845	0.00640	109.75481	0.05461
#2	-0.00061	2.00143	1.03322	1.06768	1.14146	0.04825	-0.00212	108.78072	0.05393
Mean	-0.00042	1.99699	1.04056	1.06947	1.13928	0.04835	0.00214	109.26776	0.05427
%RSD	65.09640	0.31409	0.99711	0.23609	0.27135	0.29130	281.81908	0.63037	0.88562

	Co	Cr	Cu	Fe	K	Li	Mg	Mn	Mo
	ppm	ppm	ppm	ppm	ppm	ppm	ppm	ppm	ppm
#1	0.50141	0.20390	0.27272	1.00493	48.48486	0.54980	56.78013	0.84658	1.04978
#2	0.49741	0.20073	0.27450	1.00102	48.70821	0.55327	56.71244	0.84381	1.05288
Mean	0.49941	0.20232	0.27361	1.00298	48.59653	0.55154	56.74628	0.84520	1.05133
%RSD	0.56563	1.10726	0.45991	0.27521	0.32499	0.44381	0.08435	0.23218	0.20823

	Na	Ni	P	Pb I	Pb II	S	Sb	Se I	Se II
	ppm	ppm	ppm	ppm	ppm	ppm	ppm	ppm	ppm
#1	94.84287	0.51997	10.05152	0.52498	0.50307	33.38900	0.53025	2.21847	2.10553
#2	94.59127	0.51421	10.05152	0.51711	0.51240	33.27137	0.52369	2.23448	2.20764
Mean	94.71707	0.51709	10.05152	0.52104	0.50774	33.33018	0.52697	2.22647	2.15658
%RSD	0.18783	0.78679	0.00000	1.06803	1.30016	0.24954	0.87987	0.50858	3.34828

	Si	Sn	Sr	Ti	Tl	U	V	Zn	Zr
	ppm	ppm	ppm	ppm	ppm	ppm	ppm	ppm	ppm

#1	ppm	ppm	ppm	ppm	ppm	ppm	ppm	ppm	ppm	ppm	ppm	ppm
#2	5.86854	0.55210	1.83686	0.47631	2.19610	-0.02692	0.51594	0.51772	0.51772	0.51594	0.51772	0.00151
Mean	5.86862	0.55875	1.83809	0.47638	2.20326	-0.02998	0.51485	0.51277	0.51277	0.51485	0.51277	0.00116
%RSD	0.00203	1.68277	0.09473	0.02183	0.45909	14.41028	0.29914	1.36627	1.36627	0.29914	1.36627	42.91681

	Pb	Se
	calc	calc
#1	0.51036	2.14313
#2	0.51397	2.21658
Mean	0.51217	2.17986
%RSD	0.49789	2.38244

Method : Paragon2
File : 130905A
SampleId1 : 1308488-4MSD
SampleId2 :
Analysis commenced : 9/5/2013 12:34:29
Dilution ratio : 1.00000 to 1.00000 Tray :

Printed : 9/5/2013 17:33:33
[SAMPLE]
Position : TUBE23

Final concentrations

#1	Ag	Al	As	B	Ba	Be	Bi	Ca	Cd
#2	-0.00115	2.01759	1.06729	1.09079	1.15911	0.04898	0.00155	110.95664	0.05557
Mean	-0.00122	2.02178	1.05672	1.08680	1.15799	0.04877	-0.00332	110.46227	0.05511
%RSD	8.79078	0.29277	1.41457	0.25917	0.06856	0.04888	-0.00088	110.70946	0.05534
							390.66862	0.31575	0.59031

#1	Co	Cr	Cu	Fe	K	Li	Mg	Mn	Mo
#2	0.50416	0.20391	0.27995	1.02685	49.22201	0.55943	57.50343	0.85829	1.07003
Mean	0.50338	0.20393	0.27936	1.02385	49.36349	0.56076	57.45905	0.85636	1.07210
%RSD	0.21950	0.01558	0.29978	0.20713	49.29275	0.56009	57.48124	0.85732	1.07107
					0.20296	0.16790	0.05460	0.15925	0.13626

#1	Na	Ni	P	Pb I	Pb II	S	Sb	Se I	Se II
#2	96.11092	0.52370	10.14677	0.52566	0.50507	33.92188	0.53719	2.28067	2.13339
Mean	96.17044	0.52123	10.12596	0.52438	0.51434	34.14339	0.52916	2.25722	2.21656
%RSD	0.08753	0.67099	0.29056	0.34576	0.50971	34.03263	0.53317	2.26895	2.17498
					1.28640	0.46024	1.06576	0.73061	2.70375

#1	Si	Sn	Sr	Ti	Tl	U	V	Zn	Zr
#2	5.99243	0.57299	1.88298	0.48224	2.24081	-0.03366	0.51972	0.51206	-0.00033
Mean	5.99699	0.56349	1.88129	0.48219	2.23290	-0.03672	0.51925	0.51489	-0.00074
%RSD	0.10752	2.38370	0.12720	0.01618	0.50084	-0.03519	0.51948	0.51347	-0.00053
						6.13628	0.06346	0.38983	54.43046

Pb	Se
calc	calc

#1 0.511193 2.182444 **er: STEVE WORKMAN**
 #2 0.51726 2.23010
Mean 0.51459 2.20627
 %RSD 0.73255 1.52762

Method : Paragon2 File : 130905A
SampleId1 : 1308515-1 SampleId2 :
Analysis commenced : 9/5/2013 12:36:01
 Dilution ratio : 1.00000 to 1.00000 Tray :

Final concentrations

#1	Ag	Al	As	B	Ba	Be	Bi	Ca	Cd
	ppm	ppm	ppm	ppm	ppm	ppm	ppm	ppm	ppm
#1	-0.00131	-0.03340	0.00358	0.04228	0.04185	0.00047	0.00291	140.98696	-0.00022
#2	-0.00108	-0.02817	-0.00114	0.04270	0.04213	0.00048	-0.00415	140.42680	-0.00080
Mean	-0.00119	-0.03079	0.00122	0.04249	0.04199	0.00047	-0.00062	140.70688	-0.00051
%RSD	13.98985	12.01800	273.30904	0.69982	0.46813	1.95282	810.86746	0.28151	79.75206

#1	Co	Cr	Cu	Fe	K	Li	Mg	Mn	Mo
	ppm	ppm	ppm	ppm	ppm	ppm	ppm	ppm	ppm
#1	-0.00017	-0.00042	0.00571	0.02106	2.61403	0.00268	37.88216	0.08725	0.00170
#2	-0.00095	-0.00102	0.00618	0.01987	2.62145	0.00267	37.94294	0.08689	0.00170
Mean	-0.00056	-0.00072	0.00594	0.02046	2.61774	0.00268	37.91255	0.08707	0.00170
%RSD	99.26417	59.22389	5.64936	4.10612	0.20037	0.17430	0.11337	0.29175	0.00000

#1	Na	Ni	P	Pb I	Pb II	S	Sb	Se I	Se II
	ppm	ppm	ppm	ppm	ppm	ppm	ppm	ppm	ppm
#1	154.39004	-0.00204	0.01518	0.00037	0.00184	59.17274	-0.00070	0.00901	0.01361
#2	154.30514	-0.00315	0.00421	-0.00498	-0.00123	58.97583	-0.00144	-0.00573	0.01035
Mean	154.34759	-0.00259	0.00969	-0.00230	0.00030	59.07428	-0.00107	0.00164	0.01198
%RSD	0.03889	30.26446	80.04028	164.11521	720.28821	0.23570	48.79270	635.07692	19.23456

#1	Si	Sn	Sr	Ti	Tl	U	V	Zn	Zr
	ppm	ppm	ppm	ppm	ppm	ppm	ppm	ppm	ppm
#1	5.02865	0.00309	2.55679	-0.00192	0.01303	-0.01884	-0.00032	0.01125	-0.00063
#2	5.04933	0.00785	2.55951	-0.00205	0.00550	-0.02006	-0.00068	0.00913	-0.00106
Mean	5.03899	0.00547	2.55815	-0.00199	0.00927	-0.01945	-0.00050	0.01019	-0.00084
%RSD	0.29015	61.49930	0.07526	4.79899	57.48373	4.44144	51.20049	14.72076	36.01556

#1	Pb	Se
	calc	calc
#1	0.00135	0.01208
#2	-0.00248	0.00500
Mean	-0.00057	0.00854
%RSD	478.16148	58.66231

Method : Paragon2 File : 130905A
SampleId1 : 1308515-2 SampleId2 :
Analysis commenced : 9/5/2013 12:37:32

Printed : 9/5/2013 17:33:33
[SAMPLE]
 Position : TUBE24

Printed : 9/5/2013 17:33:33
[SAMPLE]

Dilution ratio : 1.00000 to 1.00000 Tray :

Position : TUBE25

Final concentrations

	Ag	Al	As	B	Ba	Be	Bi	Ca	Cd
	ppm	ppm	ppm	ppm	ppm	ppm	ppm	ppm	ppm
#1	-0.00092	-0.03185	-0.00337	0.01484	0.05023	0.00045	0.00071	86.88806	-0.00046
#2	-0.00139	-0.03028	-0.00337	0.01442	0.05031	0.00043	-0.00294	86.71558	-0.00084
Mean	-0.00115	-0.03107	-0.00337	0.01463	0.05027	0.00044	-0.00111	86.80182	-0.00065
%RSD	28.69017	3.57997	0.00000	2.03257	0.11173	3.20136	232.16758	0.14051	40.78743
	Co	Cr	Cu	Fe	K	Li	Mg	Mn	Mo
	ppm	ppm	ppm	ppm	ppm	ppm	ppm	ppm	ppm
#1	-0.00064	-0.00050	0.00262	0.01111	1.92053	0.00018	16.83171	0.00119	-0.00242
#2	-0.00074	-0.00046	0.00274	0.01140	1.91363	0.00020	16.82441	0.00107	0.00002
Mean	-0.00069	-0.00048	0.00268	0.01125	1.91708	0.00019	16.82806	0.00113	-0.00120
%RSD	9.97624	6.33396	3.12788	1.86627	0.25440	8.55380	0.03069	7.50798	144.27349
	Na	Ni	P	Pb I	Pb II	S	Sb	Se I	Se II
	ppm	ppm	ppm	ppm	ppm	ppm	ppm	ppm	ppm
#1	41.73998	-0.00244	-0.00102	-0.00290	-0.00226	35.56319	-0.00171	0.00737	0.00213
#2	41.70130	-0.00199	-0.00467	-0.00262	-0.00196	35.80572	-0.00391	0.00667	0.00171
Mean	41.72064	-0.00222	-0.00285	-0.00276	-0.00211	35.68446	-0.00281	0.00702	0.00192
%RSD	0.06556	14.49604	90.86254	7.21542	10.13428	0.48059	55.45872	7.06846	15.65668
	Si	Sn	Sr	Ti	Tl	U	V	Zn	Zr
	ppm	ppm	ppm	ppm	ppm	ppm	ppm	ppm	ppm
#1	5.17229	-0.00643	1.34390	-0.00218	-0.00034	-0.02128	-0.00037	0.03812	-0.00085
#2	5.15919	0.00309	1.34626	-0.00224	-0.00346	-0.02128	-0.00094	0.03882	-0.00062
Mean	5.16574	-0.00167	1.34508	-0.00221	-0.00190	-0.02128	-0.00066	0.03847	-0.00074
%RSD	0.17941	403.89641	0.12393	1.96332	115.94069	0.00075	61.06562	1.29962	22.26154

Method : Paragon2 File : 130905A

SampleId1 : 1308515-3

SampleId2 :

Analysis commenced : 9/5/2013 12:39:04

Dilution ratio : 1.00000 to 1.00000 Tray :

Printed : 9/5/2013 17:33:34

[SAMPLE]

Position : TUBE26

Final concentrations

	Ag	Al	As	B	Ba	Be	Bi	Ca	Cd
	ppm	ppm	ppm	ppm	ppm	ppm	ppm	ppm	ppm
#1	-0.00115	-0.03035	0.00532	0.01968	0.16961	0.00045	0.00436	71.09618	-0.00026
#2	-0.00077	-0.02972	-0.00288	0.01862	0.16953	0.00042	-0.00123	71.31014	-0.00044

Mean	-0.00096	-0.03003	0.00122	0.01915	0.16957	0.00044	0.00156	71.20316	-0.00035
%RSD	28.28699	1.49556	474.69076	3.88188	0.03316	4.39291	253.03841	0.21248	35.31276
	Co	Cr	Cu	Fe	K	Li	Mg	Mn	Mo
	ppm	ppm	ppm	ppm	ppm	ppm	ppm	ppm	ppm
#1	-0.00106	-0.00058	0.00227	0.04691	3.31357	0.00379	17.26053	0.00214	0.00080
#2	-0.00067	-0.00072	0.00215	0.04735	3.30307	0.00378	17.23579	0.00214	-0.00049
Mean	-0.00087	-0.00065	0.00221	0.04713	3.30832	0.00379	17.24816	0.00214	0.00015
%RSD	31.91248	14.53618	3.86603	0.66876	0.22445	0.18481	0.10140	0.00000	595.30433
	Na	Ni	P	Pb I	Pb II	S	Sb	Se I	Se II
	ppm	ppm	ppm	ppm	ppm	ppm	ppm	ppm	ppm
#1	90.43447	-0.00123	-0.00624	-0.00050	-0.00256	20.43486	-0.00218	0.01135	0.01772
#2	89.83331	-0.00153	-0.01616	-0.00200	-0.00208	20.50348	-0.00096	0.01486	0.00752
Mean	90.13389	-0.00138	-0.01120	-0.00125	-0.00232	20.46917	-0.00157	0.01311	0.01262
%RSD	0.47162	15.48331	62.64013	84.90038	14.51727	0.23704	55.18022	18.96012	57.14958
	Si	Sn	Sr	Ti	Tl	U	V	Zn	Zr
	ppm	ppm	ppm	ppm	ppm	ppm	ppm	ppm	ppm
#1	3.33986	0.00595	2.06925	-0.00227	-0.00161	-0.02558	-0.00037	0.04872	-0.00022
#2	3.33045	-0.00452	2.06919	-0.00226	0.01762	-0.01825	-0.00037	0.04660	-0.00023
Mean	3.33515	0.00071	2.06922	-0.00227	0.00801	-0.02191	-0.00037	0.04766	-0.00022
%RSD	0.19950	1038.01197	0.00202	0.38206	169.77137	23.66708	0.01510	3.14701	4.60653

	Pb	Se
	calc	calc
#1	-0.00187	0.01560
#2	-0.00205	0.00997
Mean	-0.00196	0.01278
%RSD	6.52127	31.16569

Method : Paragon2
File : 130905A
SampleId1 : 1308545-1
SampleId2 :
Analysis commenced : 9/5/2013 12:40:36
Dilution ratio : 1.00000 to 1.00000 Tray :
Printed : 9/5/2013 17:33:34
[SAMPLE]
Position : TUBE27

Final concentrations

	Ag	Al	As	B	Ba	Be	Bi	Ca	Cd
	ppm	ppm	ppm	ppm	ppm	ppm	ppm	ppm	ppm
#1	-0.00108	-0.02139	-0.00039	0.00138	0.03208	0.00040	0.00387	9.98984	-0.00057
#2	-0.00053	-0.02987	-0.00461	0.00117	0.03197	0.00038	0.00460	9.96068	-0.00031
Mean	-0.00080	-0.02563	-0.00250	0.00128	0.03202	0.00039	0.00423	9.97526	-0.00044
%RSD	48.33346	23.39244	119.20292	11.63568	0.26305	4.64414	12.18412	0.20670	41.75522
	Co	Cr	Cu	Fe	K	Li	Mg	Mn	Mo
	ppm	ppm	ppm	ppm	ppm	ppm	ppm	ppm	ppm
#1	-0.00096	-0.00063	-0.00141	0.01437	0.88517	0.00001	1.27710	0.07791	0.00672
#2	-0.00155	-0.00075	-0.00117	0.01408	0.88262	0.00001	1.27378	0.07779	0.00865
Mean	-0.00125	-0.00069	-0.00129	0.01423	0.88389	0.00001	1.27544	0.07785	0.00769

%RSD	33.04385	12.78014	13.07461	1.47661	0.20396	42.01391	0.18402	0.10876	17.77024
	Na	Ni	P	Pb I	Pb II	S	Sb	Se I	Se II
	ppm	ppm	ppm	ppm	ppm	ppm	ppm	ppm	ppm
#1	100.12216	-0.00214	-0.01408	-0.00046	-0.00123	19.83115	-0.00190	-0.00526	-0.00325
#2	99.56443	-0.00365	-0.00937	-0.00465	0.00052	19.92032	-0.00017	0.00737	0.00213
Mean	99.84329	-0.00290	-0.01173	-0.00255	-0.00036	19.87574	-0.00103	0.00105	-0.00056
%RSD	0.39499	36.95592	28.34966	116.15700	348.55324	0.31723	118.61741	847.65691	680.42094
	Si	Sn	Sr	Ti	Tl	U	V	Zn	Zr
	ppm	ppm	ppm	ppm	ppm	ppm	ppm	ppm	ppm
#1	3.36238	0.00404	0.21029	-0.00187	0.00029	-0.02128	-0.00032	0.01196	-0.00012
#2	3.35392	0.00309	0.20983	-0.00198	0.00444	-0.02678	-0.00037	0.01196	-0.00022
Mean	3.35815	0.00357	0.21006	-0.00193	0.00236	-0.02403	-0.00035	0.01196	-0.00017
%RSD	0.17830	18.85871	0.15747	4.05143	124.32440	16.18855	10.56291	0.00000	39.85038
	Pb	Se							
	calc	calc							
#1	-0.00097	-0.00392							
#2	-0.00120	0.00388							
Mean	-0.00109	-0.00002							
%RSD	14.92596	24731.13374							

Method : Paragon2

File : 130905A

Printed : 9/5/2013 17:33:34

SampleId1 : 1308545-3

SampleId2 :

[SAMPLE]

Analysis commenced : 9/5/2013 12:42:08

Dilution ratio : 1.00000 to 1.00000 Tray :

Position : TUBE28

Final concentrations

	Ag	Al	As	B	Ba	Be	Bi	Ca	Cd
	ppm	ppm	ppm	ppm	ppm	ppm	ppm	ppm	ppm
#1	-0.00061	-0.01616	0.00085	0.00065	0.05151	0.00039	0.00289	2.00443	-0.00015
#2	-0.00085	-0.01825	-0.01181	-0.00093	0.05111	0.00039	0.00363	2.00241	-0.00041
Mean	-0.00073	-0.01721	-0.00548	-0.00014	0.05131	0.00039	0.00326	2.00342	-0.00028
%RSD	22.70063	8.62961	163.29459	788.06669	0.54741	0.38145	15.84223	0.07149	66.70220
	Co	Cr	Cu	Fe	K	Li	Mg	Mn	Mo
	ppm	ppm	ppm	ppm	ppm	ppm	ppm	ppm	ppm
#1	-0.00045	-0.00071	-0.00141	0.00650	0.51026	0.00177	0.11216	0.03146	0.00994
#2	-0.00054	-0.00003	-0.00141	0.00665	0.51867	0.00176	0.10774	0.03134	0.00994
Mean	-0.00049	-0.00037	-0.00141	0.00658	0.51447	0.00177	0.10995	0.03140	0.00994
%RSD	14.03721	130.44095	0.00000	1.59688	1.15557	0.52832	2.84279	0.26950	0.00000
	Na	Ni	P	Pb I	Pb II	S	Sb	Se I	Se II
	ppm	ppm	ppm	ppm	ppm	ppm	ppm	ppm	ppm
#1	95.58235	-0.00184	0.01256	-0.00274	-0.00243	5.81449	-0.00139	0.00082	-0.00014
#2	95.13310	-0.00159	-0.01146	-0.00191	-0.00358	5.87566	-0.00164	-0.00643	0.00015
Mean	95.35773	-0.00171	0.00055	-0.00233	-0.00301	5.84508	-0.00152	-0.00281	0.00001
%RSD	0.33314	10.42888	3088.44433	25.33663	26.92705	0.73993	11.59769	182.85500	3317.28892

ted: 9/5/2013 17:34:03 User: STEVE WORKMAN

	Si	Sr	Ti	Tl	U	V	Zn	Zr
	ppm	ppm	ppm	ppm	ppm	ppm	ppm	ppm
#1	3.81761	0.00595	-0.00201	0.00203	-0.02066	0.00035	0.00064	0.00002
#2	3.81191	-0.00547	-0.00207	0.01190	-0.02066	0.00045	-0.00148	0.00014
Mean	3.81476	0.00024	-0.00204	0.00697	-0.02066	0.00040	-0.00042	0.00008
%RSD	0.10574	3407.18688	2.12882	100.19338	0.00039	18.43196	359.87465	102.90467

	Pb	Se
	calc	calc
#1	-0.00254	0.00018
#2	-0.00302	-0.00204
Mean	-0.00278	-0.00093
%RSD	12.35968	169.27621

Method : Paragon2 File : 130905A Printed : 9/5/2013 17:33:34

SampleId1 : 1308474-1 SampleId2 :

Analysis commenced : 9/5/2013 12:43:40 [SAMPLE]

Dilution ratio : 1.00000 to 1.00000 Tray : Position : TUBE29

Final concentrations

	Ag	Al	As	B	Ba	Be	Bi	Ca	Cd
	ppm	ppm	ppm	ppm	ppm	ppm	ppm	ppm	ppm
#1	-0.00108	-0.02458	-0.00486	0.04974	0.10947	0.00040	-0.00246	21.59845	0.00015
#2	-0.00084	-0.02985	-0.00585	0.04753	0.10939	0.00035	0.00290	21.67048	-0.00079
Mean	-0.00096	-0.02721	-0.00536	0.04864	0.10943	0.00037	0.00022	21.63447	-0.00032
%RSD	17.31753	13.71010	13.10402	3.20950	0.05136	9.61546	1701.76997	0.23541	209.36216

	Co	Cr	Cu	Fe	K	Li	Mg	Mn	Mo
	ppm	ppm	ppm	ppm	ppm	ppm	ppm	ppm	ppm
#1	-0.00027	0.00001	0.00060	0.02849	2.43859	0.01919	24.61259	0.01124	-0.00113
#2	-0.00105	-0.00016	0.00072	0.02849	2.43450	0.01912	24.64600	0.01124	-0.00113
Mean	-0.00066	-0.00007	0.00066	0.02849	2.43655	0.01916	24.62930	0.01124	-0.00113
%RSD	84.17150	161.79467	12.69159	0.00000	0.11873	0.28017	0.09591	0.00000	0.00000

	Na	Ni	P	Pb I	Pb II	S	Sb	Se I	Se II
	ppm	ppm	ppm	ppm	ppm	ppm	ppm	ppm	ppm
#1	16.48078	-0.00133	-0.00990	-0.00064	-0.00094	10.38826	-0.00219	0.00153	0.00270
#2	16.46062	-0.00073	0.00525	0.00075	-0.00329	10.37463	-0.00072	0.00246	-0.00509
Mean	16.47070	-0.00103	-0.00232	0.00005	-0.00211	10.38144	-0.00146	0.00199	-0.00120
%RSD	0.08658	41.59169	461.09635	1919.82834	78.64833	0.09286	71.82668	33.15070	461.06283

	Si	Sn	Sr	Ti	Tl	U	V	Zn	Zr
	ppm	ppm	ppm	ppm	ppm	ppm	ppm	ppm	ppm
#1	9.63707	-0.00071	1.53285	-0.00226	-0.00008	-0.01579	0.01103	0.00135	-0.00147
#2	9.64590	-0.00071	1.52850	-0.00224	-0.00683	-0.01762	0.01134	0.00135	-0.00149
Mean	9.64149	-0.00071	1.53067	-0.00225	-0.00346	-0.01670	0.01118	0.00135	-0.00148
%RSD	0.06470	0.00282	0.20073	0.77036	138.24491	7.76252	1.96394	0.00000	0.86308

Seer: STEVE WORKMAN

Pb

	calc
#1	-0.00084
#2	-0.00194
Mean	-0.00139
%RSD	56.08160 2595.89925

Method : Paragon2

File : 130905A

SampleId1 : 1308461-2 10X

SampleId2 :

Analysis commenced : 9/5/2013 12:45:21

Dilution ratio : 1.00000 to 1.00000 Tray :

Printed : 9/5/2013 17:33:34

[SAMPLE]

Position : TUBE30

Final concentrations

	Ag	Al	As	B	Ba	Be	Bi	Ca	Cd
	ppm	ppm	ppm	ppm	ppm	ppm	ppm	ppm	ppm
#1	-0.00070	-0.02495	-0.00337	-0.00345	0.00723	0.00031	0.00046	8.16464	-0.00012
#2	-0.00038	-0.02402	-0.00461	-0.00514	0.00723	0.00026	0.00046	8.13434	-0.00077
Mean	-0.00054	-0.02448	-0.00399	-0.00429	0.00723	0.00029	0.00046	8.14949	-0.00044
%RSD	41.97955	2.70103	21.98116	27.69857	0.00000	12.60672	0.51050	0.26288	104.32247

	Co	Cr	Cu	Fe	K	Li	Mg	Mn	Mo
	ppm	ppm	ppm	ppm	ppm	ppm	ppm	ppm	ppm
#1	-0.00090	-0.00080	-0.00177	-0.00761	0.28789	-0.00155	1.44308	-0.00037	-0.00062
#2	-0.00119	-0.00118	-0.00212	-0.00805	0.27822	-0.00156	1.43256	-0.00025	-0.00307
Mean	-0.00104	-0.00099	-0.00194	-0.00783	0.28305	-0.00155	1.43782	-0.00031	-0.00184
%RSD	19.83603	27.02963	12.84916	4.02373	2.41748	0.45026	0.51701	27.38733	93.87111

	Na	Ni	P	Pb I	Pb II	S	Sb	Se I	Se II
	ppm	ppm	ppm	ppm	ppm	ppm	ppm	ppm	ppm
#1	6.73112	-0.00058	-0.00781	-0.00158	-0.00208	4.52383	-0.00416	0.00200	-0.00170
#2	6.76927	-0.00108	-0.00676	-0.00717	-0.00123	4.53741	-0.00196	-0.00363	0.00553
Mean	6.75020	-0.00083	-0.00729	-0.00438	-0.00165	4.53062	-0.00306	-0.00082	0.00192
%RSD	0.39959	43.11262	10.13938	90.35545	36.28007	0.21195	50.98216	487.43489	266.58891

	Si	Sn	Sr	Ti	Tl	U	V	Zn	Zr
	ppm	ppm	ppm	ppm	ppm	ppm	ppm	ppm	ppm
#1	0.39169	0.00024	0.14584	-0.00207	0.00613	-0.01515	-0.00028	0.00064	0.00033
#2	0.38569	0.00595	0.14624	-0.00213	-0.00426	-0.02371	-0.00043	0.00206	0.00015
Mean	0.38869	0.00309	0.14604	-0.00210	0.00094	-0.01943	-0.00035	0.00135	0.00024
%RSD	1.09275	130.57735	0.19311	2.06660	785.71511	31.14656	31.14925	74.02182	52.78682

	Pb	Se
	calc	calc
#1	-0.00191	-0.00047
#2	-0.00321	0.00248
Mean	-0.00256	0.00101
%RSD	35.78792	207.03194

Method : Paragon2

File : 130905A

Printed : 9/5/2013 17:33:34

SampleId1 : CCV
Analysis commenced : 9/5/2013 12:47:12
Dilution ratio : 1.00000 to 1.00000 Tray :

[CV]
Position : STD1

Final concentrations

	Ag	Al	As	B	Ba	Be	Bi	Ca	Cd
#1	0.20643	48.78275	0.49978	1.00278	1.01558	0.48512	0.52818	51.23197	0.52098
#2	0.20854	48.71328	0.49829	1.00057	1.01354	0.48717	0.51964	51.36705	0.51881
Mean	0.20748	48.74801	0.49903	1.00168	1.01456	0.48614	0.52391	51.29951	0.51990
%RSD	0.71911	0.10077	0.21123	0.15570	0.14241	0.29887	1.15353	0.18619	0.29534

	Co	Cr	Cu	Fe	K	Li	Mg	Mn	Mo
#1	0.49442	0.97189	1.01556	20.56451	51.84917	0.50982	49.48529	0.97082	1.04810
#2	0.49266	0.97508	1.00918	20.62665	51.68484	0.50807	49.40530	0.97457	1.05107
Mean	0.49354	0.97349	1.01237	20.59558	51.76700	0.50895	49.44529	0.97270	1.04959
%RSD	0.25260	0.23157	0.44568	0.21333	0.22446	0.24346	0.11440	0.27227	0.19988

	Na	Ni	P	Pb I	Pb II	S	Sb	Se I	Se II
#1	52.05546	1.02956	4.92973	0.99492	0.95324	5.04675	0.52185	1.03811	0.97413
#2	51.77148	1.02447	4.94149	0.99761	0.97219	5.02638	0.51015	1.03343	1.00954
Mean	51.91347	1.02702	4.93561	0.99626	0.96272	5.03657	0.51600	1.03577	0.99184
%RSD	0.38681	0.35090	0.16854	0.19081	1.39201	0.28608	1.60367	0.31930	2.52397

	Si	Sn	Sr	Ti	Tl	U	V	Zn	Zr
#1	4.77098	1.04935	0.51170	0.47022	0.51814	4.79528	0.49876	0.97650	0.99276
#2	4.77254	1.05314	0.51086	0.47202	0.51252	4.77080	0.50013	0.98500	0.99328
Mean	4.77176	1.05124	0.51128	0.47112	0.51533	4.78304	0.49945	0.98075	0.99302
%RSD	0.02313	0.25494	0.11590	0.27044	0.77124	0.36194	0.19321	0.61281	0.03709

	Pb	Se
	calc	calc
#1	0.96712	0.99544
#2	0.98066	1.01749
Mean	0.97389	1.00647
%RSD	0.98282	1.54959

Method : Paragon2
SampleId1 : CCB
Analysis commenced : 9/5/2013 12:48:49
Dilution ratio : 1.00000 to 1.00000 Tray :

Printed : 9/5/2013 17:33:35
[CB]

Position : STD2

Final concentrations

	Ag	Al	As	B	Ba	Be	Bi	Ca	Cd
	ppm	ppm	ppm	ppm	ppm	ppm	ppm	ppm	ppm

#1	-0.00032	0.05383	-0.00610	-0.00251	0.00044	0.00069	-0.00124	0.19088	0.00034
#2	-0.00024	0.04806	-0.00263	-0.00366	0.00040	0.00065	-0.00100	0.18805	0.00028
Mean	-0.00028	0.05094	-0.00437	-0.00309	0.00042	0.00067	-0.00112	0.18946	0.00031
%RSD	20.14700	8.00870	56.29709	26.50519	6.70645	4.48129	15.35801	1.05494	12.05990
	Co	Cr	Cu	Fe	K	Li	Mg	Mn	Mo
	ppm	ppm	ppm	ppm	ppm	ppm	ppm	ppm	ppm
#1	-0.00062	0.00056	-0.00118	0.01824	0.16847	-0.00164	0.12543	0.00071	0.00131
#2	-0.00052	0.00052	-0.00141	0.01705	0.16287	-0.00165	0.12100	0.00059	0.00144
Mean	-0.00057	0.00054	-0.00130	0.01764	0.16567	-0.00164	0.12321	0.00065	0.00138
%RSD	12.17638	5.59663	12.94607	4.76284	2.39075	0.56838	2.53686	13.05080	6.61602
	Na	Ni	P	Pb I	Pb II	S	Sb	Se I	Se II
	ppm	ppm	ppm	ppm	ppm	ppm	ppm	ppm	ppm
#1	0.08326	-0.00113	0.00839	-0.00097	0.00027	-0.01184	-0.00120	0.00200	-0.00070
#2	0.07974	-0.00159	-0.01721	0.00088	-0.00027	-0.02538	-0.00070	-0.00479	-0.00382
Mean	0.08150	-0.00136	-0.00441	-0.00004	0.00000	-0.01861	-0.00095	-0.00139	-0.00226
%RSD	3.06044	23.65663	410.19274	2909.67746	94017.76138	51.45361	36.70036	344.22692	97.55495
	Si	Sn	Sr	Ti	Tl	U	V	Zn	Zr
	ppm	ppm	ppm	ppm	ppm	ppm	ppm	ppm	ppm
#1	-0.00561	0.00024	-0.00089	-0.00132	0.00928	-0.00844	0.00035	0.00135	0.00188
#2	-0.00469	0.00785	-0.00091	-0.00132	-0.00085	-0.00844	0.00020	-0.00006	0.00162
Mean	-0.00515	0.00404	-0.00090	-0.00132	0.00421	-0.00844	0.00028	0.00064	0.00175
%RSD	12.68535	133.15791	1.78658	0.00000	169.96068	0.00760	39.94021	155.31627	10.61996
	Pb	Se							
	calc	calc							
#1	-0.00014	0.00020							
#2	0.00011	-0.00414							
Mean	-0.00002	-0.00197							
%RSD	1171.42112	155.64003							

Method : Paragon2 File : 130905A Printed : 9/5/2013 17:33:35

SampleId1 : 1308461-2D 10X SampleId2 :

Analysis commenced : 9/5/2013 12:50:26 [SAMPLE]

Dilution ratio : 1.00000 to 1.00000 Tray : Position : TUBE31

Final concentrations

#1	Ag	Al	As	B	Ba	Be	Bi	Ca	Cd
	ppm	ppm	ppm	ppm	ppm	ppm	ppm	ppm	ppm
#1	-0.00085	-0.02238	-0.00610	-0.00471	0.00699	0.00034	-0.00125	7.95996	-0.00094
#2	-0.00108	-0.02037	-0.01504	-0.00492	0.00703	0.00031	-0.00173	7.93786	-0.00044
Mean	-0.00096	-0.02138	-0.01057	-0.00482	0.00701	0.00032	-0.00149	7.94891	-0.00069
%RSD	16.94456	6.64873	59.77704	3.08472	0.40054	6.75352	23.13944	0.19660	50.80345
#1	Co	Cr	Cu	Fe	K	Li	Mg	Mn	Mo
	ppm	ppm	ppm	ppm	ppm	ppm	ppm	ppm	ppm
#1	-0.00041	-0.00063	-0.00224	-0.00746	0.25784	-0.00173	1.40434	-0.00037	-0.00152

#2	-0.00080	-0.00054	-0.00188	-0.00805	0.25835	-0.00174	1.40600	-0.00037	-0.00216
Mean	-0.00061	-0.00058	-0.00206	-0.00775	0.25810	-0.00174	1.40517	-0.00037	-0.00184
%RSD	45.64432	10.86195	12.25696	5.41635	0.13953	0.40243	0.08353	0.00000	24.70291
	Na	Ni	P	Pb I	Pb II	S	Sb	Se I	Se II
	ppm	ppm	ppm	ppm	ppm	ppm	ppm	ppm	ppm
#1	6.63826	-0.00229	0.00003	-0.00401	-0.00292	4.36767	0.00051	0.00527	-0.00127
#2	6.61100	-0.00234	-0.02348	0.00057	-0.00292	4.40840	-0.00392	0.00503	0.00000
Mean	6.62463	-0.00232	-0.01172	0.00172	-0.00292	4.38804	-0.00170	0.00515	-0.00063
%RSD	0.29101	1.54049	141.75220	188.52014	0.10646	0.65645	184.13315	3.26232	142.30449
	Si	Sn	Sr	Ti	Tl	U	V	Zn	Zr
	ppm	ppm	ppm	ppm	ppm	ppm	ppm	ppm	ppm
#1	0.37985	-0.00071	0.14273	-0.00199	-0.00841	-0.01943	-0.00069	-0.00077	0.00053
#2	0.38000	-0.00928	0.14236	-0.00203	0.00171	-0.02554	-0.00054	0.00064	0.00095
Mean	0.37992	-0.00500	0.14254	-0.00201	-0.00335	-0.02248	-0.00061	-0.00006	0.00074
%RSD	0.02851	121.19660	0.18087	1.29286	213.63978	19.22262	17.93428	1580.80676	40.63295
	Pb	Se							
	calc	calc							
#1	-0.00328	0.00091							
#2	-0.00175	0.00168							
Mean	-0.00252	0.00129							
%RSD	42.94935	42.21389							

Method : Paragon2

File : 130905A

Printed : 9/5/2013 17:33:35

SampleId1 : 1308461-2L 50X

SampleId2 :

[SAMPLE]

Analysis commenced : 9/5/2013 12:51:57

Dilution ratio : 1.00000 to 1.00000 Tray :

Position : TUBE32

Final concentrations

	Ag	Al	As	B	Ba	Be	Bi	Ca	Cd
	ppm	ppm	ppm	ppm	ppm	ppm	ppm	ppm	ppm
#1	-0.00039	-0.02653	-0.00585	-0.00629	0.00115	0.00026	0.00095	1.68328	-0.00027
#2	-0.00124	-0.02606	0.00010	-0.00629	0.00115	0.00032	0.00046	1.66871	-0.00028
Mean	-0.00081	-0.02629	-0.00288	-0.00629	0.00115	0.00029	0.00070	1.67600	-0.00028
%RSD	74.27067	1.26206	146.49596	0.00000	0.00000	15.52924	49.25853	0.61492	3.02968
	Co	Cr	Cu	Fe	K	Li	Mg	Mn	Mo
	ppm	ppm	ppm	ppm	ppm	ppm	ppm	ppm	ppm
#1	-0.00071	0.00040	-0.00201	-0.00731	0.18451	-0.00192	0.34150	-0.00025	-0.00294
#2	-0.00169	-0.00067	-0.00224	-0.00850	0.16567	-0.00195	0.33708	-0.00037	-0.00281
Mean	-0.00120	-0.00014	-0.00212	-0.00790	0.17509	-0.00194	0.33929	-0.00031	-0.00287
%RSD	57.56928	548.06370	7.85996	10.62914	7.60909	1.20536	0.92147	27.38733	3.16914
	Na	Ni	P	Pb I	Pb II	S	Sb	Se I	Se II
	ppm	ppm	ppm	ppm	ppm	ppm	ppm	ppm	ppm
#1	1.28320	-0.00002	0.00159	-0.00242	-0.00587	0.91587	-0.00171	0.00316	-0.00198
#2	1.29609	0.00033	-0.01094	-0.00440	-0.00081	0.92265	-0.00269	-0.00550	-0.00566

Mean	1.28965	0.00016	-0.00467	-0.00341	-0.00334	0.91926	-0.00220	-0.00117	-0.00382
%RSD	0.70675	159.74094	189.67015	41.06024	107.10789	0.52104	31.47465	525.41153	68.16273
	Si	Sn	Sr	Ti	Tl	U	V	Zn	Zr
	ppm	ppm	ppm	ppm	ppm	ppm	ppm	ppm	ppm
#1	0.07051	-0.00262	0.02927	-0.00196	0.00639	-0.01576	0.00004	0.00064	0.00082
#2	0.07066	-0.00452	0.02958	-0.00215	-0.00712	-0.02004	-0.00054	0.00206	0.00029
Mean	0.07059	-0.00357	0.02943	-0.00205	-0.00036	-0.01790	-0.00025	0.00135	0.00055
%RSD	0.15614	37.69928	0.73755	6.75125	2632.50128	16.90000	162.03096	74.02182	67.05657
	Pb	Se							
	calc	calc							
#1	-0.00472	-0.00027							
#2	-0.00200	-0.00561							
Mean	-0.00336	-0.00294							
%RSD	57.14637	128.58372							

Method : Paragon2 File : 130905A
SampleId1 : 1308461-2MS 10X SampleId2 :
Analysis commenced : 9/5/2013 12:53:29
Dilution ratio : 1.00000 to 1.00000 Tray :

Printed : 9/5/2013 17:33:35
[SAMPLE]
Position : TUBE33

Final concentrations

	Ag	Al	As	B	Ba	Be	Bi	Ca	Cd
	ppm	ppm	ppm	ppm	ppm	ppm	ppm	ppm	ppm
#1	-0.00093	0.16595	0.09469	0.09988	0.11551	0.00555	-0.00158	12.27900	0.00562
#2	-0.00101	0.16965	0.09543	0.09978	0.11555	0.00553	-0.00036	12.18171	0.00513
Mean	-0.00097	0.16780	0.09506	0.09983	0.11553	0.00554	-0.00097	12.23036	0.00537
%RSD	5.71078	1.56105	0.55404	0.07446	0.02432	0.19482	88.86171	0.56251	6.52653
	Co	Cr	Cu	Fe	K	Li	Mg	Mn	Mo
	ppm	ppm	ppm	ppm	ppm	ppm	ppm	ppm	ppm
#1	0.05065	0.02098	0.02421	0.09536	3.69739	0.03836	5.43496	0.05193	0.10382
#2	0.05045	0.02085	0.02421	0.09432	3.70482	0.03852	5.44329	0.05181	0.10743
Mean	0.05055	0.02091	0.02421	0.09484	3.70111	0.03844	5.43912	0.05187	0.10563
%RSD	0.27271	0.44041	0.00201	0.77588	0.14201	0.30352	0.10834	0.16319	2.41417
	Na	Ni	P	Pb I	Pb II	S	Sb	Se I	Se II
	ppm	ppm	ppm	ppm	ppm	ppm	ppm	ppm	ppm
#1	10.38619	0.05339	0.98544	0.04792	0.04703	5.42718	0.04757	0.21274	0.19624
#2	10.41876	0.05197	0.96235	0.04967	0.05004	5.45435	0.04636	0.21228	0.20559
Mean	10.40247	0.05268	0.97390	0.04879	0.04853	5.44077	0.04696	0.21251	0.20092
%RSD	0.22143	1.89717	1.67662	2.52310	4.38773	0.35320	1.82169	0.15513	3.29054
	Si	Sn	Sr	Ti	Tl	U	V	Zn	Zr
	ppm	ppm	ppm	ppm	ppm	ppm	ppm	ppm	ppm
#1	0.50069	0.05443	0.19594	0.04782	0.22580	-0.02256	0.05361	0.05297	0.00191
#2	0.50362	0.04776	0.19613	0.04763	0.22735	-0.02012	0.05298	0.05226	0.00157
Mean	0.50216	0.05109	0.19603	0.04772	0.22658	-0.02134	0.05329	0.05261	0.00174

%RSD	0.41359	9.21823	0.06583	0.29058	0.48532	8.10454	0.82534	0.95032	13.99351
	Pb	Se							
	calc	calc							
#1	0.04733	0.20174							
#2	0.04991	0.20782							
Mean	0.04862	0.20478							
%RSD	3.76458	2.09981							

Method : Paragon2 File : 130905A
SampleId1 : 1308461-2MSD 10X SampleId2 :
Analysis commenced : 9/5/2013 12:55:00
Dilution ratio : 1.00000 to 1.00000 Tray :

Printed : 9/5/2013 17:33:35
[SAMPLE]
Position : TUBE34

Final concentrations

	Ag	Al	As	B	Ba	Be	Bi	Ca	Cd
	ppm	ppm	ppm	ppm	ppm	ppm	ppm	ppm	ppm
#1	-0.00209	0.17167	0.09916	0.09925	0.11635	0.00550	0.00451	12.01767	0.00516
#2	-0.00100	0.17123	0.10114	0.09810	0.11607	0.00545	-0.00133	12.04322	0.00494
Mean	-0.00155	0.17145	0.10015	0.09868	0.11621	0.00548	0.00159	12.03044	0.00505
%RSD	49.63910	0.18236	1.40236	0.82861	0.16928	0.60175	260.43634	0.15018	3.02072
	Co	Cr	Cu	Fe	K	Li	Mg	Mn	Mo
	ppm	ppm	ppm	ppm	ppm	ppm	ppm	ppm	ppm
#1	0.04938	0.01978	0.02397	0.09358	3.71969	0.03885	5.41440	0.05133	0.10331
#2	0.04928	0.02055	0.02433	0.09417	3.71277	0.03871	5.40662	0.05145	0.10434
Mean	0.04933	0.02016	0.02415	0.09387	3.71623	0.03878	5.41051	0.05139	0.10382
%RSD	0.14155	2.69147	1.03678	0.44792	0.13168	0.24670	0.10164	0.16471	0.70174
	Na	Ni	P	Pb I	Pb II	S	Sb	Se I	Se II
	ppm	ppm	ppm	ppm	ppm	ppm	ppm	ppm	ppm
#1	10.45832	0.05162	0.98229	0.04490	0.04854	5.35924	0.05102	0.20315	0.19709
#2	10.42661	0.05172	1.00276	0.04747	0.04769	5.35244	0.05250	0.21485	0.20743
Mean	10.44247	0.05167	0.99253	0.04619	0.04811	5.35584	0.05176	0.20900	0.20226
%RSD	0.21476	0.13816	1.45833	3.93386	1.24537	0.08970	2.02175	3.95667	3.61539
	Si	Sn	Sr	Ti	Tl	U	V	Zn	Zr
	ppm	ppm	ppm	ppm	ppm	ppm	ppm	ppm	ppm
#1	0.49576	0.04491	0.19532	0.04696	0.21311	-0.02684	0.05262	0.05014	0.00065
#2	0.49592	0.04967	0.19516	0.04727	0.21078	-0.02073	0.05283	0.05084	0.00067
Mean	0.49584	0.04729	0.19524	0.04712	0.21195	-0.02378	0.05272	0.05049	0.00066
%RSD	0.02222	7.11416	0.05784	0.45989	0.77622	18.17180	0.27953	0.99025	1.74834
	Pb	Se							
	calc	calc							
#1	0.04733	0.19911							
#2	0.04762	0.20990							
Mean	0.04747	0.20451							
%RSD	0.43266	3.73153							

ted: 9/5/2013 17:34:03 **User: STEVE WORKMAN**
 Method : Paragon2 File : 130905A
SampleId1 : Z **SampleId2 :**
Analysis commenced : 9/5/2013 12:56:31
 Dilution ratio : 1.00000 to 1.00000 Tray :

Printed : 9/5/2013 17:33:36
[SAMPLE]
 Position : TUBE35

Final concentrations

	Ag	Al	As	B	Ba	Be	Bi	Cd
	ppm	ppm	ppm	ppm	ppm	ppm	ppm	ppm
#1	-0.00186	-0.02720	-0.00039	-0.00524	0.00616	0.00039	-0.00222	-0.00054
#2	-0.00123	-0.02671	-0.00337	-0.00545	0.00616	0.00029	0.00070	0.00017
Mean	-0.00154	-0.02695	-0.00188	-0.00535	0.00616	0.00034	-0.00076	-0.00018
%RSD	28.58213	1.29505	111.87914	2.78138	0.00000	19.81295	271.40735	273.37583

	Co	Cr	Cu	Fe	K	Li	Mg	Mn	Mo
	ppm	ppm	ppm	ppm	ppm	ppm	ppm	ppm	ppm
#1	-0.00197	-0.00101	-0.00188	-0.00775	0.34570	-0.00037	0.87942	0.01016	-0.00126
#2	-0.00149	-0.00054	-0.00212	-0.00731	0.34723	-0.00039	0.87444	0.01004	-0.00229
Mean	-0.00173	-0.00077	-0.00200	-0.00753	0.34647	-0.00038	0.87693	0.01010	-0.00178
%RSD	19.96036	43.15072	8.35997	4.18241	0.31188	4.29912	0.40131	0.83767	40.95545

	Na	Ni	P	Pb I	Pb II	S	Sb	Se I	Se II
	ppm	ppm	ppm	ppm	ppm	ppm	ppm	ppm	ppm
#1	17.02790	-0.00174	-0.01408	-0.00356	-0.00285	4.89054	-0.00293	-0.00737	0.00199
#2	17.04945	-0.00234	-0.00258	-0.00148	-0.00147	4.91091	-0.00269	-0.00246	0.00100
Mean	17.03868	-0.00204	-0.00833	-0.00252	-0.00216	4.90073	-0.00281	-0.00491	0.00149
%RSD	0.08945	21.00246	97.54629	58.52326	45.36623	0.29399	6.01059	70.68260	47.00781

	Si	Sn	Sr	Ti	Tl	U	V	Zn	Zr
	ppm	ppm	ppm	ppm	ppm	ppm	ppm	ppm	ppm
#1	0.39046	-0.00833	0.23571	-0.00213	-0.00113	-0.02615	-0.00090	0.00559	0.00023
#2	0.39154	-0.00643	0.23571	-0.00203	0.00484	-0.02798	-0.00028	0.00418	0.00036
Mean	0.39100	-0.00738	0.23571	-0.00208	0.00186	-0.02707	-0.00059	0.00489	0.00030
%RSD	0.19408	18.24508	0.00000	3.33581	227.57841	4.79130	74.97887	20.46469	31.17485

	Pb	Se
	calc	calc
#1	-0.00309	-0.00113
#2	-0.00147	-0.00015
Mean	-0.00228	-0.00064
%RSD	50.20245	107.39567

Method : Paragon2 File : 130905A
SampleId1 : Z **SampleId2 :**
Analysis commenced : 9/5/2013 12:58:03
 Dilution ratio : 1.00000 to 1.00000 Tray :

Printed : 9/5/2013 17:33:36
[SAMPLE]
 Position : TUBE36

Final concentrations

Position : TUBE36

	Ag	Al	As	B	Ba	Be	Bi	Ca	Cd
	ppm	ppm	ppm	ppm	ppm	ppm	ppm	ppm	ppm
#1	-0.00069	-0.02815	-0.00238	-0.00314	0.00389	0.00036	0.00070	13.83994	-0.00004
#2	-0.00108	-0.02720	-0.00710	-0.00240	0.00389	0.00036	0.00265	13.78662	-0.00024
Mean	-0.00088	-0.02767	-0.00474	-0.00277	0.00389	0.00036	0.00168	13.81328	-0.00014
%RSD	30.66865	2.43305	70.39802	18.78757	0.00000	1.00965	82.08388	0.27296	103.23015

	Co	Cr	Cu	Fe	K	Li	Mg	Mn	Mo
	ppm	ppm	ppm	ppm	ppm	ppm	ppm	ppm	ppm
#1	-0.00080	-0.00042	-0.00141	-0.00538	0.29910	-0.00169	3.85180	0.00884	-0.00242
#2	-0.00110	-0.00063	-0.00105	-0.00612	0.28917	-0.00171	3.88064	0.00860	-0.00345
Mean	-0.00095	-0.00052	-0.00123	-0.00575	0.29413	-0.00170	3.86622	0.00872	-0.00294
%RSD	21.75884	28.44087	20.53395	9.13122	2.38770	0.96274	0.52752	1.93954	24.79744

	Na	Ni	P	Pb I	Pb II	S	Sb	Se I	Se II
	ppm	ppm	ppm	ppm	ppm	ppm	ppm	ppm	ppm
#1	12.57606	-0.00138	-0.00415	-0.00214	-0.00346	5.69217	-0.00269	-0.00082	-0.00141
#2	12.69921	-0.00204	-0.00937	-0.00717	-0.00008	5.66499	-0.00270	0.01345	0.00326
Mean	12.63763	-0.00171	-0.00676	-0.00466	-0.00177	5.67858	-0.00270	0.00632	0.00093
%RSD	0.68904	27.11508	54.61266	76.48426	134.69233	0.33846	0.13334	159.66077	357.34435

	Si	Sn	Ti	Tl	U	V	Zn	Zr
	ppm	ppm	ppm	ppm	ppm	ppm	ppm	ppm
#1	0.49584	0.00214	-0.00215	0.00277	-0.01882	-0.00012	-0.00077	0.00033
#2	0.49861	-0.00738	-0.00237	-0.00425	-0.02615	-0.00059	0.00276	0.00013
Mean	0.49722	-0.00262	-0.00226	-0.00074	-0.02248	-0.00035	0.00100	0.00023
%RSD	0.39358	257.06196	6.89563	670.52750	23.06550	93.46748	250.65098	61.13541

	Pb	Se
	calc	calc
#1	-0.00302	-0.00121
#2	-0.00244	0.00666
Mean	-0.00273	0.00272
%RSD	14.92188	204.48651

Method : Paragon2
SampleId1 : 1308461-1A
Analysis commenced : 9/5/2013 12:59:34
Dilution ratio : 1.00000 to 1.00000
Tray :
File : 130905A
SampleId2 :
Printed : 9/5/2013 17:33:36
[SAMPLE]
Position : TUBE37

Final concentrations

	Ag	Al	As	B	Ba	Be	Bi	Ca	Cd
	ppm	ppm	ppm	ppm	ppm	ppm	ppm	ppm	ppm
#1	-0.00116	1.85931	0.94892	0.98776	1.03594	0.04376	0.00112	121.40104	0.05009
#2	-0.00146	1.86771	0.94519	0.98744	1.03361	0.04358	-0.00108	121.06068	0.04971
Mean	-0.00131	1.86351	0.94706	0.98760	1.03478	0.04367	0.00002	121.23086	0.04990
%RSD	16.60203	0.31895	0.27848	0.02256	0.15882	0.28421	8901.83248	0.19852	0.53707

	Co	Cr	Cu	Fe	K	Li	Mg	Mn	Mo
--	----	----	----	----	---	----	----	----	----

#1	ppm	ppm	ppm	ppm	ppm	ppm	ppm	ppm
#2	0.45394	0.18260	0.24131	0.88684	49.99836	0.55921	52.86547	0.45039
	0.45170	0.18110	0.24001	0.88219	49.93004	0.55858	52.81896	0.44930
Mean	0.45282	0.18185	0.24066	0.88452	49.96420	0.55889	52.84221	0.44984
%RSD	0.35106	0.58277	0.38291	0.37161	0.09669	0.08016	0.06225	0.17003

	Na	Ni	P	Pb I	Pb II	S	Sb	Se I	Se II
	ppm	ppm	ppm	ppm	ppm	ppm	ppm	ppm	ppm
#1	130.09922	0.47086	-0.01199	0.46878	0.45854	45.30784	0.49253	2.05754	1.91992
#2	129.78263	0.47010	-0.02243	0.47224	0.46552	45.21721	0.47932	2.06242	2.00621
Mean	129.94093	0.47048	-0.01721	0.47051	0.46203	45.26253	0.48592	2.05998	1.96306
%RSD	0.17228	0.11378	42.92163	0.51989	1.06881	0.14159	1.92233	0.16738	3.10823

	Si	Sn	Sr	Ti	Tl	U	V	Zn	Zr
	ppm	ppm	ppm	ppm	ppm	ppm	ppm	ppm	ppm
#1	4.89286	0.51131	1.86183	0.42775	2.04121	-0.02989	0.46549	0.45686	0.00104
#2	4.89253	0.50656	1.85765	0.42787	2.02812	-0.03233	0.46502	0.45757	0.00037
Mean	4.89269	0.50893	1.85974	0.42781	2.03466	-0.03111	0.46525	0.45722	0.00070
%RSD	0.00481	0.65996	0.15909	0.02026	0.45515	5.54902	0.07126	0.10944	67.45276

	Pb	Se
	calc	calc
#1	0.46195	1.96575
#2	0.46776	2.02493
Mean	0.46485	1.99534
%RSD	0.88379	2.09720

Method : Paragon2
File : 130905A
SampleId1 : 1308488-1 10X SampleId2 :
Analysis commenced : 9/5/2013 13:14:18
Dilution ratio : 1.00000 to 1.00000 Tray :

Printed : 9/5/2013 17:33:36
[SAMPLE]
Position : TUBE38

Final concentrations

	Ag	Al	As	B	Ba	Be	Bi	Ca	Cd
	ppm	ppm	ppm	ppm	ppm	ppm	ppm	ppm	ppm
#1	-0.00076	-0.00990	-0.00610	-0.00608	0.00608	0.00055	-0.00490	7.06105	-0.00024
#2	-0.00070	-0.01175	-0.00362	-0.00419	0.00616	0.00049	-0.00538	7.07331	0.00012
Mean	-0.00073	-0.01083	-0.00486	-0.00514	0.00612	0.00052	-0.00514	7.06718	-0.00006
%RSD	6.23352	12.09370	36.10561	26.05736	0.91809	7.94708	6.65140	0.12266	401.86588

	Co	Cr	Cu	Fe	K	Li	Mg	Mn	Mo
	ppm	ppm	ppm	ppm	ppm	ppm	ppm	ppm	ppm
#1	-0.00100	-0.00045	-0.00129	-0.00701	0.43664	-0.00004	0.84568	0.00980	-0.00152
#2	-0.00100	-0.00025	-0.00165	-0.00671	0.43995	-0.00002	0.84513	0.00992	-0.00088
Mean	-0.00100	-0.00035	-0.00147	-0.00686	0.43829	-0.00003	0.84541	0.00986	-0.00120
%RSD	0.00788	40.73876	17.33757	3.05976	0.53426	32.75940	0.04625	0.85799	37.96667

	Na	Ni	P	Pb I	Pb II	S	Sb	Se I	Se II
	ppm	ppm	ppm	ppm	ppm	ppm	ppm	ppm	ppm

#1	20.77167	-0.00108	0.00421	0.00224	-0.00141	4.83620	0.00125	0.00831	-0.00099
#2	20.66867	-0.00143	-0.02766	-0.00155	-0.00323	4.82262	0.00175	-0.00338	-0.00325
Mean	20.72017	-0.00126	-0.01172	0.00034	-0.00232	4.82941	0.00150	0.00246	-0.00212
%RSD	0.35148	19.87740	192.15759	776.89051	55.53727	0.19888	23.34799	335.84623	75.57491

	Si	Sn	Sr	Ti	Tl	U	V	Zn	Zr
	ppm	ppm	ppm	ppm	ppm	ppm	ppm	ppm	ppm
#1	0.37954	-0.00738	0.23335	-0.00171	-0.01022	-0.02676	-0.00038	0.00559	0.00018
#2	0.38092	-0.00547	0.23276	-0.00171	-0.00450	-0.00965	-0.00043	0.00842	0.00054
Mean	0.38023	-0.00643	0.23306	-0.00171	-0.00736	-0.01821	-0.00040	0.00701	0.00036
%RSD	0.25695	20.94754	0.17663	0.00000	55.00168	66.47539	8.98427	28.53977	69.90097

	Pb	Se
	calc	calc
#1	-0.00019	0.00211
#2	-0.00267	-0.00330
Mean	-0.00143	-0.00060
%RSD	122.37583	641.97607

Method : Paragon2
File : 130905A
SampleId1 : 1308515-1 10X
SampleId2 :
Analysis commenced : 9/5/2013 13:15:50
Dilution ratio : 1.00000 to 1.00000
Tray :
Position : TUBE39

Final concentrations

	Ag	Al	As	B	Ba	Be	Bi	Ca	Cd
	ppm	ppm	ppm	ppm	ppm	ppm	ppm	ppm	ppm
#1	-0.00069	-0.01399	0.00035	-0.00188	0.00385	0.00052	0.00460	13.31188	-0.00063
#2	-0.00092	-0.01767	-0.00834	-0.00324	0.00381	0.00051	0.00144	13.23258	0.00000
Mean	-0.00081	-0.01583	-0.00399	-0.00256	0.00383	0.00051	0.00302	13.27223	-0.00031
%RSD	20.23254	16.42570	153.86879	37.75748	0.73243	0.58262	74.17075	0.42245	143.25046

	Co	Cr	Cu	Fe	K	Li	Mg	Mn	Mo
	ppm	ppm	ppm	ppm	ppm	ppm	ppm	ppm	ppm
#1	-0.00061	-0.00042	-0.00141	-0.00449	0.38264	-0.00151	3.68930	0.00860	0.00002
#2	-0.00129	-0.00101	-0.00106	-0.00464	0.37296	-0.00151	3.70483	0.00837	-0.00294
Mean	-0.00095	-0.00072	-0.00123	-0.00456	0.37780	-0.00151	3.69706	0.00849	-0.00146
%RSD	50.75359	59.25685	20.42403	2.30188	1.81156	0.15434	0.29699	1.99424	143.76923

	Na	Ni	P	Pb	Pb	S	Sb	Se	Se
	ppm	ppm	ppm	ppm	ppm	ppm	ppm	I	II
#1	15.39276	-0.00042	-0.00415	-0.00075	0.00160	5.54268	-0.00096	0.00737	-0.00580
#2	15.51837	-0.00143	-0.01303	0.00015	-0.00057	5.58345	0.00002	0.00269	-0.00354
Mean	15.45557	-0.00093	-0.00859	-0.00030	0.00052	5.56307	-0.00047	0.00503	-0.00467
%RSD	0.57467	76.85363	73.08490	214.21793	297.63040	0.51820	146.05368	65.74485	34.31618

	Si	Sn	Sr	Ti	Tl	U	V	Zn	Zr
	ppm	ppm	ppm	ppm	ppm	ppm	ppm	ppm	ppm
#1	0.47754	-0.00357	0.25499	-0.00164	0.00719	-0.01943	-0.00053	0.00064	0.00056

#2	0.47830	-0.00643	0.25654	-0.00191	0.00952	-0.02065	-0.00069	-0.00148	0.00020
Mean	0.47792	-0.00500	0.25577	-0.00177	0.00835	-0.02004	-0.00061	-0.00042	0.00038
%RSD	0.11212	40.39263	0.42624	10.75972	19.77885	4.31301	18.05509	359.87465	67.27203
Pb									
calc									
#1	0.00082	-0.00142							
#2	-0.00033	-0.00146							
Mean	0.00024	-0.00144							
%RSD	331.29290	2.28609							

Method : Paragon2
File : 130905A
SampleId1 : IP130904-5MB
SampleId2 :
Analysis commenced : 9/5/2013 13:22:46
Dilution ratio : 1.00000 to 1.00000 Tray :

Printed : 9/5/2013 17:33:36
[SAMPLE]

Position : TUBE40

Final concentrations

#1	-0.00085	Ag	ppm	Al	ppm	As	ppm	B	ppm	Ba	ppm	Be	ppm	Bi	ppm	Ca	ppm	Cd	ppm
#2	-0.00116			0.01073		-0.00635		-0.00482		-0.00051		0.00049		0.00168		0.11739		-0.00018	
Mean	-0.00100			0.00935		-0.00350		-0.00540		-0.00055		0.00049		-0.00100		0.11739		-0.00030	
%RSD	21.48356			20.87269		115.47192		15.14862		10.13313		1.48825		377.36944		0.00000		56.22233	
#1	-0.00120	Co	ppm	Cr	ppm	Cu	ppm	Fe	ppm	K	ppm	Li	ppm	Mg	ppm	Mn	ppm	Mo	ppm
#2	-0.00150			-0.00033		-0.00272		-0.00493		0.13257		-0.00216		0.06575		-0.00037		-0.00191	
Mean	-0.00135			-0.00069		-0.00266		-0.00508		0.13499		-0.00216		0.06492		-0.00031		-0.00229	
%RSD	15.34429			73.60859		3.23039		4.13284		2.53385		0.21603		1.80543		27.38733		23.81870	
#1	0.03442	Na	ppm	Ni	ppm	P	ppm	Pb I	ppm	Pb II	ppm	S	ppm	Sb	ppm	Se I	ppm	Se II	ppm
#2	0.03442			-0.00219		0.00316		-0.00325		-0.00128		-0.01184		-0.00491		0.00925		-0.00155	
Mean	0.03442			-0.00249		-0.00049		-0.00414		-0.00095		-0.03214		0.00002		-0.00199		0.00312	
%RSD	0.00000			17.17621		1044.88039		30.22192		49.96576		65.30102		-0.00245		0.00363		0.00078	
																218.89437		421.93988	
#1	-0.01638	Si	ppm	Sn	ppm	Sr	ppm	Ti	ppm	Tl	ppm	U	ppm	V	ppm	Zn	ppm	Zr	ppm
#2	-0.01177			-0.00071		-0.00156		-0.00186		0.00094		-0.01515		-0.00022		-0.00148		0.00039	
Mean	-0.01408			0.00166		-0.00157		-0.00199		-0.00088		-0.02004		-0.00035		0.00029		0.00041	
%RSD	23.17642			202.15418		1.02361		9.56846		292.58751		34.50720		52.07889		861.18720		8.27131	
Pb																			
calc																			
#1	-0.00194			0.00204															
#2	-0.00208			0.00142															

Mean -0.00201 0.00173er: STEVE WORKMAN
%RSD 5.02327 25.45527

Method : Paragon2 File : 130905A
SampleId1 : CCV SampleId2 :
Analysis commenced : 9/5/2013 13:24:32
Dilution ratio : 1.00000 to 1.00000 Tray :

Printed : 9/5/2013 17:33:37
[CV]

Position : STD1

Final concentrations

	Ag ppm	Al ppm	As ppm	B ppm	Ba ppm	Be ppm	Bi ppm	Ca ppm	Cd ppm
#1	0.20766	48.15136	0.50698	1.00099	1.01959	0.47947	0.53111	50.78482	0.52233
#2	0.20565	48.38675	0.49382	1.00026	1.02047	0.48072	0.53330	50.83390	0.52044
Mean	0.20665	48.26905	0.50040	1.00063	1.02003	0.48010	0.53221	50.80936	0.52139
%RSD	0.68905	0.34482	1.86079	0.05195	0.06111	0.18390	0.29101	0.06831	0.25604
	Co ppm	Cr ppm	Cu ppm	Fe ppm	K ppm	Li ppm	Mg ppm	Mn ppm	Mo ppm
#1	0.48859	0.96305	1.02254	20.36040	51.72188	0.50988	49.12653	0.95669	1.04733
#2	0.48976	0.96263	1.02195	20.39902	51.86616	0.51131	49.22852	0.95983	1.05223
Mean	0.48917	0.96284	1.02224	20.37971	51.79402	0.51059	49.17752	0.95826	1.04978
%RSD	0.16908	0.03099	0.04072	0.13398	0.19698	0.19788	0.14666	0.23176	0.33018

	Na ppm	Ni ppm	P ppm	Pb I ppm	Pb II ppm	S ppm	Sb ppm	Se I ppm	Se II ppm
#1	52.24119	1.03093	4.85809	0.98631	0.95068	4.95846	0.51578	1.04138	0.96957
#2	52.26235	1.03471	4.86664	0.99443	0.96875	5.03996	0.50703	1.03975	1.01800
Mean	52.25177	1.03282	4.86236	0.99037	0.95972	4.99921	0.51140	1.04056	0.99379
%RSD	0.02863	0.25911	0.12438	0.57999	1.33115	1.15286	1.21031	0.11129	3.44550

	Si ppm	Sn ppm	Sr ppm	Ti ppm	Tl ppm	U ppm	V ppm	Zn ppm	Zr ppm
#1	4.70680	1.05599	0.51327	0.46163	0.52670	4.80888	0.49389	0.95526	0.99207
#2	4.72688	1.06737	0.51297	0.46280	0.53653	4.79907	0.49524	0.97013	0.99289
Mean	4.71684	1.06168	0.51312	0.46221	0.53161	4.80397	0.49457	0.96269	0.99248
%RSD	0.30097	0.75759	0.04113	0.18002	1.30761	0.14430	0.19358	1.09251	0.05892

	Pb calc	Se calc
#1	0.96254	0.99349
#2	0.97730	1.02524
Mean	0.96992	1.00936
%RSD	1.07574	2.22448

Method : Paragon2 File : 130905A
SampleId1 : CCB SampleId2 :
Analysis commenced : 9/5/2013 13:26:10
Dilution ratio : 1.00000 to 1.00000 Tray :

Printed : 9/5/2013 17:33:37
[CB]

Position : STD2

	Ag	Al	As	B	Ba	Be	Bi	Ca	Cd
#1	-0.00077	0.06571	-0.00784	-0.00240	0.00040	0.00091	-0.00003	0.19169	0.00009
#2	-0.00101	0.05999	-0.00486	-0.00419	0.00044	0.00084	0.00143	0.18846	0.00027
Mean	-0.00089	0.06285	-0.00635	-0.00330	0.00042	0.00088	0.00070	0.19007	0.00018
%RSD	18.61709	6.43603	33.16576	38.34898	6.70645	5.53529	147.12751	1.20181	72.12668
	Co	Cr	Cu	Fe	K	Li	Mg	Mn	Mo
#1	-0.00110	-0.00003	-0.00200	0.01853	0.17407	-0.00186	0.12266	0.00083	-0.00113
#2	-0.00101	0.00001	-0.00165	0.01705	0.17178	-0.00188	0.11769	0.00047	-0.00191
Mean	-0.00106	-0.00001	-0.00183	0.01779	0.17292	-0.00187	0.12018	0.00065	-0.00152
%RSD	6.51270	377.96450	13.74544	5.90386	0.93701	0.75007	2.92613	39.15239	35.91742
	Na	Ni	P	Pb I	Pb II	S	Sb	Se I	Se II
#1	0.07860	-0.00063	-0.01042	-0.00208	0.00156	-0.01184	-0.00022	-0.01018	0.00582
#2	0.07559	-0.00138	-0.01251	-0.00354	0.00119	-0.01184	0.00125	-0.00222	0.00072
Mean	0.07709	-0.00100	-0.01146	-0.00281	0.00138	-0.01184	0.00051	-0.00620	0.00327
%RSD	2.75940	53.29579	12.88689	36.76408	18.71470	0.00000	203.23733	90.78868	110.42270
	Si	Sn	Sr	Ti	Tl	U	V	Zn	Zr
#1	-0.00900	0.00595	-0.00089	-0.00161	-0.00008	-0.02189	0.00015	-0.00006	0.00193
#2	-0.00685	0.01166	-0.00092	-0.00134	-0.00034	-0.01883	-0.00017	-0.00006	0.00168
Mean	-0.00792	0.00880	-0.00090	-0.00148	-0.00021	-0.02036	-0.00001	-0.00006	0.00181
%RSD	19.17779	45.87102	2.66305	12.90133	88.66751	10.61659	2224.06595	0.00000	9.64654
	Pb	Se							
#1	calc	calc							
#2	0.00035	0.00049							
Mean	-0.00002	0.00011							
%RSD	2916.33066	463.32317							

Method : Paragon2 File : 130905A Printed : 9/5/2013 17:33:37

SampleId1 : IP130904-5LCS SampleId2 : [SAMPLE]

Analysis commenced : 9/5/2013 13:27:43

Dilution ratio : 1.00000 to 1.00000 Tray : Position : TUBE41

Final concentrations

	Ag	Al	As	B	Ba	Be	Bi	Ca	Cd
#1	0.10203	1.98981	1.04168	1.05729	1.08624	0.05204	0.00346	41.75910	0.05526
#2	0.10289	1.98762	1.05287	1.05781	1.07814	0.05236	-0.00263	42.04621	0.05530
Mean	0.10246	1.98872	1.04727	1.05755	1.08219	0.05220	0.00042	41.90266	0.05528
%RSD	0.59217	0.07777	0.75564	0.03511	0.52913	0.43207	1029.30073	0.48450	0.04978

ted: 9/5/2013 17:34:04 User: STEVE WORKMAN

	Co	Cr	Cu	Fe	K	Li	Mg	Mn	Mo
	ppm	ppm	ppm	ppm	ppm	ppm	ppm	ppm	ppm
#1	0.50924	0.20669	0.26798	1.00147	40.13778	0.51711	40.80491	0.50641	1.07855
#2	0.51254	0.20763	0.26525	1.00268	39.78038	0.51209	40.71809	0.50917	1.08861
Mean	0.51089	0.20716	0.26662	1.00208	39.95908	0.51460	40.76150	0.50779	1.08358
%RSD	0.45711	0.32205	0.72296	0.08476	0.63243	0.68924	0.15061	0.38515	0.65663
	Na	Ni	P	Pb I	Pb II	S	Sb	Se I	Se II
	ppm	ppm	ppm	ppm	ppm	ppm	ppm	ppm	ppm
#1	41.69304	0.53985	-0.00520	0.52062	0.49647	0.00170	0.53626	2.23750	2.02674
#2	41.32225	0.53930	-0.00885	0.52514	0.50568	-0.01861	0.53143	2.24679	2.14569
Mean	41.50764	0.53957	-0.00702	0.52288	0.50107	-0.00845	0.53384	2.24214	2.08622
%RSD	0.63166	0.07275	36.80738	0.61209	1.30013	169.90880	0.63895	0.29280	4.03195
	Si	Sn	Sr	Ti	Tl	U	V	Zn	Zr
	ppm	ppm	ppm	ppm	ppm	ppm	ppm	ppm	ppm
#1	1.17672	0.55115	0.52923	0.47709	2.27692	-0.02325	0.52184	0.51347	0.00289
#2	1.16814	0.55969	0.52640	0.47877	2.21269	-0.02387	0.52510	0.51701	0.00229
Mean	1.17243	0.55542	0.52782	0.47793	2.24481	-0.02356	0.52347	0.51524	0.00259
%RSD	0.51745	1.08804	0.37844	0.24845	2.02330	1.83727	0.44043	0.48561	16.51452

	Pb	Se
	calc	calc
#1	0.50451	2.09692
#2	0.51216	2.17936
Mean	0.50834	2.13814
%RSD	1.06446	2.72625

Method : Paragon2 File : 130905A
SampleId1 : 1308381-2 SampleId2 :
Analysis commenced : 9/5/2013 13:29:15
Dilution ratio : 1.00000 to 1.00000 Tray :

Printed : 9/5/2013 17:33:37

[SAMPLE]

Position : TUBE42

Final concentrations

	Ag	Al	As	B	Ba	Be	Bi	Ca	Cd
	ppm	ppm	ppm	ppm	ppm	ppm	ppm	ppm	ppm
#1	-0.00061	0.00907	-0.00437	0.00380	0.12596	0.00068	0.00338	47.50609	-0.00031
#2	-0.00100	0.00853	-0.00859	0.00391	0.12584	0.00060	-0.00368	47.71065	-0.00049
Mean	-0.00081	0.00880	-0.00648	0.00385	0.12590	0.00064	-0.00015	47.60837	-0.00040
%RSD	34.16865	4.30026	46.08421	1.92913	0.06697	8.64556	3328.35007	0.30382	30.73470
	Co	Cr	Cu	Fe	K	Li	Mg	Mn	Mo
	ppm	ppm	ppm	ppm	ppm	ppm	ppm	ppm	ppm
#1	0.00073	-0.00020	-0.00200	0.07366	3.94274	0.00589	19.70309	0.55175	0.00427
#2	0.00034	-0.00033	-0.00236	0.07381	3.92069	0.00583	19.67041	0.55368	0.00324
Mean	0.00054	-0.00027	-0.00218	0.07373	3.93171	0.00586	19.68675	0.55272	0.00376
%RSD	51.41005	34.09357	11.52014	0.14254	0.39661	0.63726	0.11738	0.24627	19.38094

	Na	Ni	P	Pb I	Pb II	S	Sb	Se I	Se II
	ppm	ppm	ppm	ppm	ppm	ppm	ppm	ppm	ppm
#1	3.08268	-0.00098	0.03346	-0.00186	-0.00026	2.29835	-0.00167	-0.00175	0.01050
#2	3.06246	-0.00128	0.04182	-0.00043	0.00064	2.33903	-0.00365	0.00106	0.00441
Mean	3.07257	-0.00113	0.03764	-0.00114	0.00019	2.31869	-0.00266	-0.00035	0.00745
%RSD	0.46538	18.93919	15.70345	87.94566	331.43577	1.24059	52.54520	570.72387	57.79106
	Si	Sn	Sr	Ti	Tl	U	V	Zn	Zr
	ppm	ppm	ppm	ppm	ppm	ppm	ppm	ppm	ppm
#1	5.04934	-0.00072	0.43235	-0.00149	0.00437	-0.01949	0.00011	0.00064	-0.00063
#2	5.06230	-0.00167	0.43186	-0.00165	0.01113	-0.02071	-0.00020	0.00135	-0.00054
Mean	5.05582	-0.00119	0.43211	-0.00157	0.00775	-0.02010	-0.00005	0.00100	-0.00059
%RSD	0.18122	56.49136	0.07877	7.17710	61.63301	4.30098	454.23572	50.13034	11.59498

	Pb	Se
	calc	calc
#1	-0.00079	0.00642
#2	0.00029	0.00329
Mean	-0.00025	0.00486
%RSD	301.82008	45.55800

Method : Paragon2
File : 130905A
SampleId1 : 1308381-2D
SampleId2 :
Analysis commenced : 9/5/2013 13:30:47
Dilution ratio : 1.00000 to 1.00000 Tray :

Printed : 9/5/2013 17:33:37
[SAMPLE]

Position : TUBE43

Final concentrations

	Ag	Al	As	B	Ba	Be	Bi	Ca	Cd
	ppm	ppm	ppm	ppm	ppm	ppm	ppm	ppm	ppm
#1	-0.00116	0.02114	-0.00412	0.00275	0.12576	0.00069	-0.00271	47.13682	-0.00037
#2	-0.00030	0.01275	0.00209	0.00338	0.12533	0.00058	0.00435	47.32993	-0.00007
Mean	-0.00073	0.01694	-0.00101	0.00306	0.12555	0.00063	0.00082	47.23338	-0.00022
%RSD	83.06656	35.03656	432.82086	14.55244	0.24624	12.32532	606.57042	0.28909	97.98874

	Co	Cr	Cu	Fe	K	Li	Mg	Mn	Mo
	ppm	ppm	ppm	ppm	ppm	ppm	ppm	ppm	ppm
#1	0.00064	0.00010	-0.00248	0.07529	3.91299	0.00572	19.60618	0.54790	0.00311
#2	0.00054	0.00018	-0.00212	0.07514	3.90556	0.00570	19.55998	0.54827	0.00324
Mean	0.00059	0.00014	-0.00230	0.07522	3.90928	0.00571	19.58308	0.54809	0.00318
%RSD	11.86069	42.87324	10.93513	0.13972	0.13450	0.24533	0.16682	0.04656	2.86420

	Na	Ni	P	Pb I	Pb II	S	Sb	Se I	Se II
	ppm	ppm	ppm	ppm	ppm	ppm	ppm	ppm	ppm
#1	3.07682	-0.00128	0.02353	-0.00137	-0.00128	2.27123	-0.00094	-0.00175	-0.00013
#2	3.06240	-0.00113	0.02719	0.00009	0.00058	2.31191	-0.00439	0.00901	-0.00098
Mean	3.06961	-0.00121	0.02536	-0.00064	-0.00035	2.29157	-0.00266	0.00363	-0.00055
%RSD	0.33217	8.87530	10.19525	160.65340	377.16623	1.25525	91.53469	209.62673	109.17766

	Si	Sn	Ti	Tl	U	V	Zn	Zr
	ppm	ppm	ppm	ppm	ppm	ppm	ppm	ppm

#1	ppm	ppm	ppm	ppm	ppm	ppm	ppm	ppm	ppm
#2	5.02912	0.00024	0.43067	-0.00196	-0.00472	-0.01888	0.00026	0.00206	-0.00066
Mean	5.03406	0.00119	0.42988	-0.00193	0.00775	-0.01888	0.00037	0.00206	-0.00034
%RSD	5.03159	0.00071	0.43028	-0.00194	0.00151	-0.01888	0.00032	0.00206	-0.00050
	0.06940	94.40509	0.12996	0.89180	583.14372	0.00043	23.26535	0.00000	46.35601

	Pb	Se
	calc	calc
#1	-0.00131	-0.00067
#2	0.00042	0.00235
Mean	-0.00045	0.00084
%RSD	273.62107	253.45076

Method : Paragon2
File : 130905A
SampleId1 : 1308381-2L 5X
SampleId2 :
Analysis commenced : 9/5/2013 13:32:19
Dilution ratio : 1.00000 to 1.00000 Tray :

Printed : 9/5/2013 17:33:38
[SAMPLE]
Position : TUBE44

Final concentrations

	Al	Ag	As	B	Ba	Be	Bi	Ca	Cd
	ppm	ppm	ppm	ppm	ppm	ppm	ppm	ppm	ppm
#1	-0.00115	-0.00678	0.00259	-0.00619	0.02482	0.00060	-0.00076	9.32693	-0.00068
#2	-0.00093	-0.01713	-0.00238	-0.00503	0.02474	0.00050	-0.00149	9.39134	-0.00061
Mean	-0.00104	-0.01195	0.00010	-0.00561	0.02478	0.00055	-0.00113	9.35913	-0.00065
%RSD	15.33524	61.20299	3402.01512	14.58068	0.22665	11.97916	45.62496	0.48664	6.88730

	Co	Cr	Cu	Fe	K	Li	Mg	Mn	Mo
	ppm	ppm	ppm	ppm	ppm	ppm	ppm	ppm	ppm
#1	-0.00117	-0.00139	-0.00259	0.00858	0.78702	-0.00093	3.94499	0.11084	-0.00178
#2	-0.00087	-0.00067	-0.00260	0.00843	0.78931	-0.00091	3.93223	0.11156	-0.00204
Mean	-0.00102	-0.00103	-0.00260	0.00851	0.78816	-0.00092	3.93861	0.11120	-0.00191
%RSD	20.28572	49.35785	0.07953	1.23449	0.20582	1.52814	0.22905	0.45699	9.54761

	Na	Ni	P	Pb I	Pb II	S	Sb	Se I	Se II
	ppm	ppm	ppm	ppm	ppm	ppm	ppm	ppm	ppm
#1	0.56518	0.00023	-0.01042	-0.00547	-0.00001	0.42825	0.00076	0.00947	-0.00056
#2	0.55858	0.00003	0.00055	-0.00412	0.00209	0.42147	-0.00146	0.00433	0.00227
Mean	0.56188	0.00013	-0.00493	-0.00479	0.00104	0.42486	-0.00035	0.00690	0.00086
%RSD	0.83139	108.84388	157.17704	19.94337	142.65778	1.12700	450.89246	52.66349	233.93290

	Si	Sn	Sr	Ti	Tl	U	V	Zn	Zr
	ppm	ppm	ppm	ppm	ppm	ppm	ppm	ppm	ppm
#1	0.99993	0.00500	0.08625	-0.00232	-0.00643	-0.02922	-0.00100	-0.00006	-0.00009
#2	0.99931	-0.00357	0.08596	-0.00209	-0.00669	-0.01883	-0.00053	0.00064	0.00022
Mean	0.99962	0.00071	0.08610	-0.00221	-0.00656	-0.02402	-0.00076	0.00029	0.00006
%RSD	0.04387	849.37305	0.23366	7.46061	2.73971	30.58553	43.19937	172.23910	360.58271

	Pb	Se
	calc	calc

#1 -0.00183 0.00278 **er:** STEVE WORKMAN
 #2 0.00002 0.00296
Mean -0.00090 0.00287
 %RSD 145.09640 4.38049

Method : Paragon2 File : 130905A
SampleId1 : 1308381-2MS **SampleId2 :**
Analysis commenced : 9/5/2013 13:33:51
 Dilution ratio : 1.00000 to 1.00000 Tray :

Printed : 9/5/2013 17:33:38
[SAMPLE]
 Position : TUBE45

Final concentrations

	Ag ppm	Al ppm	As ppm	B ppm	Ba ppm	Be ppm	Bi ppm	Ca ppm	Cd ppm
#1	0.10065	1.98422	1.03521	1.04983	1.18704	0.05054	0.00051	87.91549	0.05328
#2	0.10150	1.97787	1.02502	1.05266	1.18411	0.05068	0.00148	88.19590	0.05378
Mean	0.10108	1.98105	1.03011	1.05125	1.18557	0.05061	0.00100	88.05570	0.05353
%RSD	0.59896	0.22677	0.69992	0.19073	0.17471	0.19550	68.80761	0.22518	0.66482

	Co ppm	Cr ppm	Cu ppm	Fe ppm	K ppm	Li ppm	Mg ppm	Mn ppm	Mo ppm
#1	0.49438	0.19880	0.26573	1.03947	45.35254	0.54054	59.61300	1.01481	1.05623
#2	0.49438	0.19850	0.26348	1.04067	45.16154	0.53872	59.57555	1.01916	1.05765
Mean	0.49438	0.19865	0.26460	1.04007	45.25704	0.53963	59.59427	1.01699	1.05694
%RSD	0.00101	0.10667	0.60177	0.08169	0.29843	0.23956	0.04443	0.30254	0.09493

	Na ppm	Ni ppm	P ppm	Pb I ppm	Pb II ppm	S ppm	Sb ppm	Se I ppm	Se II ppm
#1	46.33781	0.52315	0.04234	0.50553	0.48363	2.31191	0.52640	2.16809	1.99760
#2	46.10424	0.51956	0.01570	0.50980	0.49242	2.29835	0.52104	2.15323	2.08714
Mean	46.22103	0.52135	0.02902	0.50766	0.48803	2.30513	0.52372	2.16066	2.04237
%RSD	0.35731	0.48601	64.91958	0.59477	1.27344	0.41596	0.72328	0.48633	3.10001

	Si ppm	Sn ppm	Sr ppm	Ti ppm	Tl ppm	U ppm	V ppm	Zn ppm	Zr ppm
#1	6.05199	0.56351	0.94622	0.46338	2.18208	-0.02756	0.50704	0.48588	-0.00044
#2	6.04983	0.54261	0.94344	0.46479	2.18936	-0.02817	0.50926	0.49012	-0.00055
Mean	6.05091	0.55306	0.94483	0.46408	2.18572	-0.02787	0.50815	0.48800	-0.00049
%RSD	0.02521	2.67184	0.20798	0.21478	0.23564	1.55327	0.30952	0.61524	16.34141

Pb
 calc
 #1 0.49092 2.05437
 #2 0.49821 2.10915
Mean 0.49457 2.08176
 %RSD 1.04146 1.86050

Method : Paragon2 File : 130905A
SampleId1 : 1308381-2MSD **SampleId2 :**
Analysis commenced : 9/5/2013 13:35:23

Printed : 9/5/2013 17:33:38
[SAMPLE]

Dilution ratio : 1.00000 to 1.00000 Tray :

Position : TUBE46

Final concentrations

	Ag	Al	As	B	Ba	Be	Bi	Ca	Cd
#1	0.10283	2.01078	1.05859	1.07671	1.21007	0.05194	-0.00360	90.74523	0.05480
#2	0.10306	2.00920	1.06953	1.07566	1.20502	0.05218	0.00200	91.11808	0.05472
Mean	0.10294	2.00999	1.06406	1.07619	1.20754	0.05206	-0.00080	90.93165	0.05476
%RSD	0.15905	0.05542	0.72721	0.06900	0.29612	0.32089	496.17929	0.28994	0.09681

	Co	Cr	Cu	Fe	K	Li	Mg	Mn	Mo
#1	0.50825	0.20395	0.26940	1.06831	46.06113	0.55024	60.98120	1.04443	1.08139
#2	0.50804	0.20485	0.26846	1.06876	45.79183	0.54638	60.88806	1.04818	1.09067
Mean	0.50814	0.20440	0.26893	1.06854	45.92648	0.54831	60.93463	1.04630	1.08603
%RSD	0.02864	0.31086	0.24950	0.02983	0.41463	0.49835	0.10808	0.25330	0.60476

	Na	Ni	P	Pb I	Pb II	S	Sb	Se I	Se II
#1	46.96862	0.53496	0.02980	0.51666	0.50207	2.33903	0.53921	2.20918	2.04429
#2	46.67375	0.53334	0.03607	0.51588	0.51296	2.37971	0.53096	2.21150	2.12661
Mean	46.82119	0.53415	0.03294	0.51627	0.50751	2.35937	0.53509	2.21034	2.08545
%RSD	0.44533	0.21380	13.45855	0.10742	1.51811	1.21923	1.08916	0.07431	2.79127

	Si	Sn	Sr	Ti	Tl	U	V	Zn	Zr
#1	6.18672	0.57109	0.96375	0.47447	2.24537	-0.02881	0.52040	0.49507	-0.00081
#2	6.18815	0.56349	0.96096	0.47619	2.25090	-0.02636	0.52056	0.50781	-0.00081
Mean	6.18744	0.56729	0.96235	0.47533	2.24813	-0.02758	0.52048	0.50144	-0.00081
%RSD	0.01629	0.94732	0.20511	0.25528	0.17381	6.26673	0.02127	1.79626	0.02702

	Pb	Se
	calc	calc
#1	0.50693	2.09920
#2	0.51393	2.15488
Mean	0.51043	2.12704
%RSD	0.97062	1.85109

Method : Paragon2 File : 130905A

SampleId1 : 1308381-3 SampleId2 :

Analysis commenced : 9/5/2013 13:36:55

Dilution ratio : 1.00000 to 1.00000 Tray :

Printed : 9/5/2013 17:33:38

[SAMPLE]

Position : TUBE47

Final concentrations

	Ag	Al	As	B	Ba	Be	Bi	Ca	Cd
#1	-0.00053	0.01376	-0.00610	0.00475	0.12890	0.00065	-0.00125	48.45177	-0.00082
#2	-0.00069	0.01279	-0.00486	0.00412	0.12875	0.00066	-0.00149	48.46181	-0.00019

Mean	-0.00061	0.01327	-0.00548	0.00443	0.12883	0.00066	-0.00137	48.45679	-0.00051
%RSD	18.38783	5.17779	16.00917	10.06458	0.08727	1.55354	12.50598	0.01466	87.52049
	Co	Cr	Cu	Fe	K	Li	Mg	Mn	Mo
	ppm	ppm	ppm	ppm	ppm	ppm	ppm	ppm	ppm
#1	0.00044	-0.00063	-0.00224	0.07945	4.00941	0.00606	20.03278	0.55380	0.00376
#2	-0.00004	-0.00067	-0.00201	0.07871	4.02660	0.00608	20.10719	0.55380	0.00260
Mean	0.00020	-0.00065	-0.00212	0.07908	4.01801	0.00607	20.06998	0.55380	0.00318
%RSD	173.31903	5.00889	7.85525	0.66451	0.30240	0.19216	0.26215	0.00000	25.77782
	Na	Ni	P	Pb I	Pb II	S	Sb	Se I	Se II
	ppm	ppm	ppm	ppm	ppm	ppm	ppm	ppm	ppm
#1	3.04804	-0.00073	0.02928	-0.00189	0.00065	2.30513	-0.00044	0.00363	0.00767
#2	3.06804	-0.00159	0.02719	-0.00096	0.00094	2.31869	-0.00020	0.01627	-0.00338
Mean	3.05804	-0.00116	0.02824	-0.00142	0.00079	2.31191	-0.00032	0.00995	0.00214
%RSD	0.46235	52.48946	5.23310	46.41320	26.46945	0.41474	52.86287	89.82836	364.83522
	Si	Sn	Sr	Ti	Tl	U	V	Zn	Zr
	ppm	ppm	ppm	ppm	ppm	ppm	ppm	ppm	ppm
#1	5.15920	-0.00738	0.44287	-0.00145	0.00983	-0.02133	0.00037	-0.00077	-0.00037
#2	5.18558	-0.00167	0.44357	-0.00156	-0.00133	-0.01644	0.00016	-0.00077	-0.00040
Mean	5.17239	-0.00452	0.44322	-0.00151	0.00425	-0.01888	0.00026	-0.00077	-0.00039
%RSD	0.36065	89.29223	0.11156	5.17061	185.72816	18.31446	55.74040	0.00000	3.90432

	Pb	Se
	calc	calc
#1	-0.00020	0.00632
#2	0.00031	0.00316
Mean	0.00006	0.00474
%RSD	647.72548	47.16966

Method : Paragon2
File : 130905A
SampleId1 : 1308381-4
SampleId2 :
Analysis commenced : 9/5/2013 13:38:27
Dilution ratio : 1.00000 to 1.00000 Tray :

Printed : 9/5/2013 17:33:38
[SAMPLE]
Position : TUBE48

Final concentrations

	Ag	Al	As	B	Ba	Be	Bi	Ca	Cd
	ppm	ppm	ppm	ppm	ppm	ppm	ppm	ppm	ppm
#1	-0.00085	0.01173	-0.00412	0.02661	0.12445	0.00072	-0.00270	37.24737	0.00009
#2	-0.00139	0.01529	-0.00437	0.02588	0.12469	0.00070	-0.00270	37.27441	-0.00023
Mean	-0.00112	0.01351	-0.00424	0.02625	0.12457	0.00071	-0.00270	37.26089	-0.00007
%RSD	34.24913	18.66646	4.13891	1.98262	0.13536	2.09823	0.01897	0.05133	331.89104
	Co	Cr	Cu	Fe	K	Li	Mg	Mn	Mo
	ppm	ppm	ppm	ppm	ppm	ppm	ppm	ppm	ppm
#1	0.00151	-0.00016	-0.00106	0.49271	2.60355	-0.00001	15.53738	1.39747	0.00054
#2	0.00181	-0.00028	-0.00070	0.49450	2.61455	0.00000	15.57498	1.40123	0.00260
Mean	0.00166	-0.00022	-0.00088	0.49361	2.60905	-0.00001	15.55618	1.39935	0.00157

%RSD	12.49946	39.64202	28.84463	0.25668	0.29809	86.55239	0.17091	0.19005	92.82818
	Na	Ni	P	Pb I	Pb II	S	Sb	Se I	Se II
#1	ppm	ppm	ppm	ppm	ppm	ppm	ppm	ppm	ppm
#2	7.84178	-0.00133	0.00891	-0.00295	-0.00012	9.80215	0.00126	-0.00620	0.00050
Mean	7.89874	-0.00133	0.00473	-0.00440	0.00127	9.82941	0.00226	-0.00316	0.00135
%RSD	7.87026	-0.00133	0.00682	-0.00367	0.00058	9.81578	0.00176	-0.00468	0.00093
	0.51176	0.00000	43.33986	27.99077	169.89351	0.19634	40.01319	45.92671	64.80381
	Si	Sn	Sr	Ti	Tl	U	V	Zn	Zr
#1	ppm	ppm	ppm	ppm	ppm	ppm	ppm	ppm	ppm
#2	4.87621	-0.00167	0.12178	-0.00180	0.00545	-0.01798	-0.00031	0.00276	-0.00058
Mean	4.90800	-0.00738	0.12248	-0.00175	0.00805	-0.02470	-0.00020	0.00206	-0.00064
%RSD	4.89211	-0.00452	0.12213	-0.00177	0.00675	-0.02134	-0.00026	0.00241	-0.00061
	0.45954	89.29717	0.40883	1.95631	27.23894	22.28578	28.60878	20.73304	6.36231
	Pb	Se							
	calc	calc							
#1	-0.00106	-0.00173							
#2	-0.00061	-0.00015							
Mean	-0.00084	-0.00094							
%RSD	37.50117	118.94873							

Method : Paragon2 File : 130905A
SampleId1 : 1308381-5 SampleId2 :
Analysis commenced : 9/5/2013 13:39:59
Dilution ratio : 1.00000 to 1.00000 Tray :

Printed : 9/5/2013 17:33:39

[SAMPLE]

Position : TUBE49

Final concentrations

#1	Ag	Al	As	B	Ba	Be	Bi	Ca	Cd
#2	ppm	ppm	ppm	ppm	ppm	ppm	ppm	ppm	ppm
#1	-0.00084	-0.00093	0.00333	0.00212	0.12386	0.00068	0.00143	46.90194	-0.00005
#2	-0.00038	-0.00461	-0.00312	0.00233	0.12421	0.00068	-0.00222	46.77125	-0.00038
Mean	-0.00061	-0.00277	0.00010	0.00222	0.12404	0.00068	-0.00040	46.83660	-0.00021
%RSD	54.29687	93.78139	4422.45706	6.68529	0.20392	0.86154	652.73776	0.19731	110.15504
	Co	Cr	Cu	Fe	K	Li	Mg	Mn	Mo
#1	ppm	ppm	ppm	ppm	ppm	ppm	ppm	ppm	ppm
#2	0.00044	-0.00097	-0.00236	0.06742	3.87633	0.00557	19.45012	0.53527	0.00183
Mean	0.00029	-0.00084	-0.00242	0.06712	3.88504	0.00558	19.49688	0.53491	0.00028
%RSD	70.97978	21.59772	3.46784	0.62629	0.31734	0.04184	0.16978	0.53509	103.63321
	Na	Ni	P	Pb I	Pb II	S	Sb	Se I	Se II
#1	ppm	ppm	ppm	ppm	ppm	ppm	ppm	ppm	ppm
#2	3.01519	-0.00063	0.04077	-0.00279	-0.00116	2.27123	0.00152	-0.00667	-0.00098
Mean	3.02287	-0.00146	0.02667	-0.00422	-0.00089	2.28140	-0.00156	-0.00257	0.00108
%RSD	0.35895	80.73843	74.79662	47.76068	42.96511	0.63042	278.85149	225.14057	269.60373

	Si	Sn	Sr	Ti	Tl	U	V	Zn	Zr
	ppm	ppm	ppm	ppm	ppm	ppm	ppm	ppm	ppm
#1	5.00597	-0.00643	0.42878	-0.00208	-0.00007	-0.02254	-0.00036	0.00064	-0.00056
#2	5.01970	0.00404	0.42907	-0.00208	0.00980	-0.02254	0.00010	0.00206	-0.00056
Mean	5.01284	-0.00119	0.42893	-0.00208	0.00486	-0.02254	-0.00013	0.00135	-0.00056
%RSD	0.19362	621.80846	0.04723	0.00000	143.52716	0.00142	256.60673	74.02182	0.32122

	Pb	Se
	calc	calc
#1	-0.00171	-0.00287
#2	-0.00229	0.00260
Mean	-0.00200	-0.00014
%RSD	20.78845	2806.51018

Method : Paragon2 File : 130905A Printed : 9/5/2013 17:33:39

SampleId1 : 1308381-5D SampleId2 :

Analysis commenced : 9/5/2013 13:41:31 [SAMPLE]

Dilution ratio : 1.00000 to 1.00000 Tray : Position : TUBE50

Final concentrations

	Ag	Al	As	B	Ba	Be	Bi	Ca	Cd
	ppm	ppm	ppm	ppm	ppm	ppm	ppm	ppm	ppm
#1	-0.00146	-0.00320	0.00209	0.00212	0.12533	0.00077	0.00070	47.33778	-0.00090
#2	-0.00154	-0.00251	0.00085	0.00264	0.12557	0.00073	-0.00076	47.29549	-0.00043
Mean	-0.00150	-0.00285	0.00147	0.00238	0.12545	0.00075	-0.00003	47.31664	-0.00067
%RSD	4.04962	16.96033	59.76557	15.60658	0.13442	3.44486	3179.63314	0.06320	49.69380

	Co	Cr	Cu	Fe	K	Li	Mg	Mn	Mo
	ppm	ppm	ppm	ppm	ppm	ppm	ppm	ppm	ppm
#1	0.00054	-0.00088	-0.00224	0.05374	3.93787	0.00566	19.70591	0.54009	0.00093
#2	-0.00063	-0.00101	-0.00272	0.05389	3.94992	0.00567	19.72789	0.54057	0.00080
Mean	-0.00005	-0.00095	-0.00248	0.05382	3.94389	0.00567	19.71690	0.54033	0.00086
%RSD	1722.69443	10.20410	13.64143	0.19524	0.21609	0.16470	0.07881	0.06297	10.57309

	Na	Ni	P	Pb I	Pb II	S	Sb	Se I	Se II
	ppm	ppm	ppm	ppm	ppm	ppm	ppm	ppm	ppm
#1	3.06544	-0.00128	0.03503	-0.00692	-0.00037	2.33903	-0.00144	-0.00153	-0.00013
#2	3.07329	-0.00194	0.02353	-0.00471	0.00028	2.31191	-0.00317	-0.01111	-0.00027
Mean	3.06936	-0.00161	0.02928	-0.00582	-0.00004	2.32547	-0.00230	-0.00632	-0.00020
%RSD	0.18074	28.81502	27.75507	26.98270	1085.25255	0.82465	52.93654	107.27151	50.29763

	Si	Sn	Sr	Ti	Tl	U	V	Zn	Zr
	ppm	ppm	ppm	ppm	ppm	ppm	ppm	ppm	ppm
#1	5.05936	-0.01118	0.43482	-0.00220	-0.00762	-0.03414	-0.00047	0.00135	-0.00085
#2	5.08065	0.00500	0.43455	-0.00232	0.00382	-0.02253	0.00026	0.00418	-0.00088
Mean	5.07000	-0.00309	0.43468	-0.00226	-0.00190	-0.02834	-0.00011	0.00276	-0.00087
%RSD	0.29692	369.79151	0.04475	3.83091	425.08058	28.97992	483.59666	72.32848	2.99776

Seer: STEVE WORKMAN

Pb

calc
#1 -0.00255
#2 -0.00138
Mean -0.00196
%RSD 42.29784 103.88473

Method : Paragon2

File : 130905A

SampleId1 : CCV

SampleId2 :

Analysis commenced : 9/5/2013 13:43:28

Dilution ratio : 1.00000 to 1.00000 Tray :

Printed : 9/5/2013 17:33:39

[CV]

Position : STD1

Final concentrations

	Ag ppm	Al ppm	As ppm	B ppm	Ba ppm	Be ppm	Bi ppm	Ca ppm	Cd ppm
#1	0.20905	47.92979	0.51021	1.00939	1.01755	0.48491	0.53476	51.91862	0.52783
#2	0.20751	48.17874	0.50922	1.01391	1.02071	0.48254	0.53453	51.50830	0.52511
Mean	0.20828	48.05426	0.50972	1.01165	1.01913	0.48372	0.53464	51.71346	0.52647
%RSD	0.52537	0.36632	0.13787	0.31566	0.21962	0.34656	0.03048	0.56105	0.36638

	Co ppm	Cr ppm	Cu ppm	Fe ppm	K ppm	Li ppm	Mg ppm	Mn ppm	Mo ppm
#1	0.49727	0.97649	1.02112	20.61357	51.35353	0.50569	49.28358	0.96660	1.06087
#2	0.49347	0.97032	1.02574	20.52692	51.65170	0.50942	49.31314	0.96285	1.05468
Mean	0.49537	0.97340	1.02343	20.57025	51.50261	0.50755	49.29836	0.96472	1.05778
%RSD	0.54257	0.44848	0.31867	0.29787	0.40938	0.51951	0.04240	0.27449	0.41392

	Na ppm	Ni ppm	P ppm	Pb I ppm	Pb II ppm	S ppm	Sb ppm	Se I ppm	Se II ppm
#1	52.22488	1.05212	4.83564	0.99939	0.96227	5.01959	0.51410	1.06911	0.97938
#2	52.39221	1.04294	4.85648	0.99575	0.97745	4.96525	0.52190	1.04370	1.00117
Mean	52.30854	1.04753	4.84606	0.99757	0.96986	4.99242	0.51800	1.05640	0.99027
%RSD	0.22620	0.61993	0.30418	0.25854	1.10665	0.76961	1.06355	1.70069	1.55588

	Si ppm	Sn ppm	Sr ppm	Ti ppm	Tl ppm	U ppm	V ppm	Zn ppm	Zr ppm
#1	4.73448	1.07875	0.51414	0.46188	0.52307	4.77875	0.49914	0.98146	0.99784
#2	4.72674	1.05789	0.51476	0.46183	0.53510	4.78187	0.49756	0.96163	0.99618
Mean	4.73061	1.06832	0.51445	0.46186	0.52909	4.78031	0.49835	0.97155	0.99701
%RSD	0.11569	1.38041	0.08521	0.00751	1.60735	0.04616	0.22444	1.44342	0.11774

	Pb calc	Se calc
#1	0.97464	1.00926
#2	0.98355	1.01533
Mean	0.97909	1.01230
%RSD	0.64346	0.42419

Method : Paragon2

File : 130905A

Printed : 9/5/2013 17:33:39

[CB]
Position : STD2

Final concentrations

	Ag	Al	As	B	Ba	Be	Bi	Ca	Cd
	ppm	ppm	ppm	ppm	ppm	ppm	ppm	ppm	ppm
#1	-0.00031	0.00104	-0.00062	-0.00387	0.00024	0.00008	-0.00198	0.18199	-0.00016
#2	-0.00039	-0.00308	0.00434	-0.00345	0.00024	0.00000	0.00046	0.18280	-0.00003
Mean	-0.00035	-0.00102	0.00186	-0.00366	0.00024	0.00004	-0.00076	0.18240	-0.00009
%RSD	16.63827	285.61330	188.53780	8.11697	0.00000	131.78041	227.63541	0.31309	103.97721

	Co	Cr	Cu	Fe	K	Li	Mg	Mn	Mo
	ppm	ppm	ppm	ppm	ppm	ppm	ppm	ppm	ppm
#1	-0.00081	0.00018	-0.00212	0.01319	0.15243	-0.00204	0.11493	0.00035	-0.00049
#2	-0.00071	0.00027	-0.00177	0.01274	0.15370	-0.00203	0.11327	0.00047	0.00054
Mean	-0.00076	0.00022	-0.00195	0.01296	0.15307	-0.00203	0.11410	0.00041	0.00002
RSR	9.04161	25.79799	12.87301	2.43059	0.58808	0.45869	1.02733	20.68700	3012.06671

	Na ppm	Ni ppm	P ppm	Pb I ppm	Pb II ppm	S ppm	Sb ppm	Se I ppm	Se II ppm
#1	0.06755	-0.00300	-0.00572	-0.00002	-0.00014	-0.00507	0.00076	0.00246	-0.00226
#2	0.06760	-0.00148	-0.00781	-0.00040	0.00293	-0.01861	-0.00095	0.00012	-0.00368
Mean	0.06757	-0.00224	-0.00676	-0.00021	0.00140	-0.01184	-0.00010	0.00129	-0.00297
1σ RSD	0.05426	47.77601	21.84502	127.69705	155.23965	80.88100	1275.76637	127.79981	33.75365

	Si	Sn	Sr	Ti	Tl	U	V	Zn	Zr
	ppm	ppm	ppm	ppm	ppm	ppm	ppm	ppm	ppm
#1	-0.00915	0.00309	-0.00099	-0.00178	-0.00372	-0.01822	-0.00006	-0.00077	0.00114
#2	-0.00884	0.00309	-0.00097	-0.00165	0.00226	-0.01272	0.00014	0.00135	0.00116
Mean	-0.00899	0.00309	-0.00098	-0.00172	-0.00073	-0.01547	0.00004	0.00029	0.00115
1σ	0.00015	0.00005	0.00002	0.00002	0.00002	0.00002	0.00001	0.00001	0.00001
2σ	0.00030	0.00010	0.00004	0.00004	0.00004	0.00004	0.00002	0.00002	0.00002
3σ	0.00045	0.00015	0.00006	0.00006	0.00006	0.00006	0.00003	0.00003	0.00003
4σ	0.00060	0.00020	0.00008	0.00008	0.00008	0.00008	0.00004	0.00004	0.00004
5σ	0.00075	0.00025	0.00010	0.00010	0.00010	0.00010	0.00005	0.00005	0.00005
6σ	0.00090	0.00030	0.00012	0.00012	0.00012	0.00012	0.00006	0.00006	0.00006
7σ	0.00105	0.00035	0.00014	0.00014	0.00014	0.00014	0.00007	0.00007	0.00007
8σ	0.00120	0.00040	0.00016	0.00016	0.00016	0.00016	0.00008	0.00008	0.00008
9σ	0.00135	0.00045	0.00018	0.00018	0.00018	0.00018	0.00009	0.00009	0.00009
10σ	0.00150	0.00050	0.00020	0.00020	0.00020	0.00020	0.00010	0.00010	0.00010
11σ	0.00165	0.00055	0.00022	0.00022	0.00022	0.00022	0.00011	0.00011	0.00011
12σ	0.00180	0.00060	0.00024	0.00024	0.00024	0.00024	0.00012	0.00012	0.00012
13σ	0.00195	0.00065	0.00026	0.00026	0.00026	0.00026	0.00013	0.00013	0.00013
14σ	0.00210	0.00070	0.00028	0.00028	0.00028	0.00028	0.00014	0.00014	0.00014
15σ	0.00225	0.00075	0.00030	0.00030	0.00030	0.00030	0.00015	0.00015	0.00015
16σ	0.00240	0.00080	0.00032	0.00032	0.00032	0.00032	0.00016	0.00016	0.00016
17σ	0.00255	0.00085	0.00034	0.00034	0.00034	0.00034	0.00017	0.00017	0.00017
18σ	0.00270	0.00090	0.00036	0.00036	0.00036	0.00036	0.00018	0.00018	0.00018
19σ	0.00285	0.00095	0.00038	0.00038	0.00038	0.00038	0.00019	0.00019	0.00019
20σ	0.00300	0.00100	0.00040	0.00040	0.00040	0.00040	0.00020	0.00020	0.00020
21σ	0.00315	0.00105	0.00042	0.00042	0.00042	0.00042	0.00021	0.00021	0.00021
22σ	0.00330	0.00110	0.00044	0.00044	0.00044	0.00044	0.00022	0.00022	0.00022
23σ	0.00345	0.00115	0.00046	0.00046	0.00046	0.00046	0.00023	0.00023	0.00023
24σ	0.00360	0.00120	0.00048	0.00048	0.00048	0.00048	0.00024	0.00024	0.00024
25σ	0.00375	0.00125	0.00050	0.00050	0.00050	0.00050	0.00025	0.00025	0.00025
26σ	0.00390	0.00130	0.00052	0.00052	0.00052	0.00052	0.00026	0.00026	0.00026
27σ	0.00405	0.00135	0.00054	0.00054	0.00054	0.00054	0.00027	0.00027	0.00027
28σ	0.00420	0.00140	0.00056	0.00056	0.00056	0.00056	0.00028	0.00028	0.00028
29σ	0.00435	0.00145	0.00058	0.00058	0.00058	0.00058	0.00029	0.00029	0.00029
30σ	0.00450	0.00150	0.00060	0.00060	0.00060	0.00060	0.00030	0.00030	0.00030
1σ	0.00015	0.00005	0.00002	0.00002	0.00002	0.00002	0.00001	0.00001	0.00001
2σ	0.00030	0.00010	0.00004	0.00004	0.00004	0.00004	0.00002	0.00002	0.00002
3σ	0.00045	0.00015	0.00006	0.00006	0.00006	0.00006	0.00003	0.00003	0.00003
4σ	0.00060	0.00020	0.00008	0.00008	0.00008	0.00008	0.00004	0.00004	0.00004
5σ	0.00075	0.00025	0.00010	0.00010	0.00010	0.00010	0.00005	0.00005	0.00005
6σ	0.00090	0.00030	0.00012	0.00012	0.00012	0.00012	0.00006	0.00006	0.00006
7σ	0.00105	0.00035	0.00014	0.00014	0.00014	0.00014	0.00007	0.00007	0.00007
8σ	0.00120	0.00040	0.00016	0.00016	0.00016	0.00016	0.00008	0.00008	0.00008
9σ	0.00135	0.00045	0.00018	0.00018	0.00018	0.00018	0.00009	0.00009	0.00009
10σ	0.00150	0.00050	0.00020	0.00020	0.00020	0.00020	0.00010	0.00010	0.00010
11σ	0.00165	0.00055	0.00022	0.00022	0.00022	0.00022	0.00011	0.00011	0.00011
12σ	0.00180	0.00060	0.00024	0.00024	0.00024	0.00024	0.00012	0.00012	0.00012
13σ	0.00195	0.00065	0.00026	0.00026	0.00026	0.00026	0.00013	0.00013	0.00013
14σ	0.00210	0.00070	0.00028	0.00028	0.00028	0.00028	0.00014	0.00014	0.00014
15σ	0.00225	0.00075	0.00030	0.00030	0.00030	0.00030	0.00015	0.00015	0.00015
16σ	0.00240	0.00080	0.00032	0.00032	0.00032	0.00032	0.00016	0.00016	0.00016
17σ	0.00255	0.00085	0.00034	0.00034	0.00034	0.00034	0.00017	0.00017	0.00017
18σ	0.00270	0.00090	0.00036	0.00036	0.00036	0.00036	0.00018	0.00018	0.00018
19σ	0.00285	0.00095	0.00038	0.00038	0.00038	0.00038	0.00019	0.00019	0.00019
20σ	0.00300	0.00100	0.00040	0.00040	0.00040	0.00040	0.00020	0.00020	0.00020
21σ	0.00315	0.00105	0.00042	0.00042	0.00042	0.00042	0.00021	0.00021	0.00021
22σ	0.00330	0.00110	0.00044	0.00044	0.00044	0.00044	0.00022	0.00022	0.00022
23σ	0.00345	0.00115	0.00046	0.00046	0.00046	0.00046	0.00023	0.00023	0.00023
24σ	0.00360	0.00120	0.00048	0.00048	0.00048	0.00048	0.00024	0.00024	0.00024
25σ	0.00375	0.00125	0.00050	0.00050	0.00050	0.00050	0.00025	0.00025	0.00025
26σ	0.00390	0.00130	0.00052	0.00052	0.00052	0.00052	0.00026	0.00026	0.00026
27σ	0.00405	0.00135	0.00054	0.00054	0.00054	0.00054	0.00027	0.00027	0.00027
28σ	0.00420	0.00140	0.00056	0.00056	0.00056	0.00056	0.00028	0.00028	0.00028
29σ	0.00435	0.00145	0.00058	0.00058	0.00058	0.00058	0.00029	0.00029	0.00029
30σ	0.00450	0.00150	0.00060	0.00060	0.00060	0.00060	0.00030	0.00030	0.00030
1σ	0.00015	0.00005	0.00002	0.00002	0.00002	0.00002	0.00001	0.00001	0.00001
2σ	0.00030	0.00010	0.00004	0.00004	0.00004	0.00004	0.00002	0.00002	0.00002
3σ	0.00045	0.00015	0.00006	0.00006	0.00006	0.00006	0.00003	0.00003	0.00003
4σ	0.00060	0.00020	0.00008	0.00008	0.00008	0.00008	0.00004	0.00004	0.00004
5σ	0.00075	0.00025	0.00010	0.00010	0.00010	0.00010	0.00005	0.00005	0.00005
6σ	0.00090	0.00030	0.00012	0.00012	0.00012	0.00012	0.00006	0.00006	0.00006
7σ	0.00105	0.00035	0.00014	0.00014	0.00014	0.00014	0.00007	0.00007	0.00007
8σ	0.00120	0.00040	0.00016	0.00016	0.00016	0.00016	0.00008	0.00008	0.00008
9σ	0.00135	0.00045	0.00018	0.00018	0.00018	0.00018	0.00009	0.00009	0.00009
10σ	0.00150	0.00050	0.00020	0.00020	0.00020	0.00020	0.00010	0.00010	0.00010
11σ	0.00165	0.00055	0.00022	0.00022	0.00022	0.00022	0.00011	0.00011	0.00011
12σ	0.00180	0.00060	0.00024	0.00024	0.00024	0.00024	0.00012	0.00012	0.00012
13σ	0.00195	0.00065	0.00026	0.00026	0.00026	0.00026	0.00013	0.00013	0.00013
14σ	0.00210	0.00070	0.00028	0.00028	0.00028	0.00028	0.00014	0.00014	0.00014
15σ	0.00225	0.00075	0.00030	0.00030	0.00030	0.00030	0.00015	0.00015	0.00015
16σ	0.00240	0.00080	0.00032	0.00032	0.00032	0.00032	0.00016	0.00016	0.00016
17σ	0.00255	0.00085	0.00034	0.00034	0.00034	0.00034	0.00017	0.00017	0.00017
18σ	0.00270	0.00090	0.00036	0.00036	0.00036	0.00036	0.00018	0.00018	0.00018
19σ	0.00285	0.00095	0.00038	0.00038	0.00038	0.00038	0.00019	0.00019	0.00019
20σ	0.00300	0.00100	0.00040	0.00040	0.00040	0.00040	0.00020	0.00020	0.00020
21σ	0.00315	0.00105	0.00042	0.00042	0.00042	0.00042	0.00021	0.00021	0.00021
22σ	0.00330	0.00110	0.00044	0.00044	0.00044	0.00044	0.00022	0.00022	0.00022
23σ	0.00345	0.00115	0.00046	0.00046	0.00046	0.00046	0.00023	0.00023	0.00023
24σ	0.00360	0.00120	0.00048	0.00048	0.00048	0.00048	0.00024	0.00024	0.00024
25σ	0.00375	0.00125	0.00050	0.00050	0.00050	0.00050	0.00025	0.00025	0.00025
26σ	0.00390	0.00130	0.00052	0.00052	0.00052	0.00052	0.00026	0.00026	0.00026
27σ	0.00405	0.00135	0.00054	0.00054	0.00054	0.00054	0.00027	0.00027	0.00027
28σ	0.00420	0.00140	0.00056	0.00056	0.00056	0.00056	0.00028	0.00028	0.00028
29σ	0.00435	0.00145	0.00058	0.00058	0.00058	0.00058	0.00029	0.00029	0.00029
30σ	0.00450	0.00150	0.00060	0.00060	0.00060	0.00060	0.00030	0.00030	0.00030
1σ	0.00015	0.00005	0.00002	0.00002	0.00002	0.00002	0.00001	0.00001	0.00001
2σ	0.00030	0.00010	0.00004	0.00004	0.00004	0.00004	0.00002	0.00002	0.00002
3σ	0.00045	0.00015	0.00006	0.00006	0.00006	0.00006	0.00003	0.00003	0.00003
4σ	0.00060	0.00020	0.00008	0.00008	0.00008	0.00008	0.00004	0.00004	0.00004
5σ	0.00075	0.00025	0.00010	0.00010	0.00010	0.00010	0.00005	0.00005	0.00005
6σ	0.00090	0.00030	0.00012	0.00012	0.00012	0.00012	0.00006	0.00006	0.00006
7σ	0.00105	0.00035	0.00014	0.00014	0.00014	0.00014	0.00007	0.00007	0.00007
8σ	0.00120	0.00040	0.00016	0.00016	0.00016	0.00016	0.00008	0.00008	0.00008
9σ	0.00135	0.00045	0.00018	0.00018	0.00018	0.00018	0.00009	0.00009	0.00009
10σ	0.00150	0.00050	0.00020	0.00					

	Pb	Se
	calc	calc
#1	-0.00010	-0.00069
#2	0.00182	-0.00241
Mean	0.00086	-0.00155
%RSD	157.48761	78.64220

```
Method : Paragon2
sampleId1 : 1308381-5L 5x      sampleId2 :
Analysis commenced : 9/5/2013 13:50:35
Dilution ratio : 1.00000 to 1.00000 Tray :
```

Printed : 9/5/2013 17:33:39
[SAMPLE]
Position : TUBE51

Final concentrations

[illegible]

#1	-0.00015	-0.05618	-0.00310	-0.00429	0.02434	-0.00032	0.00167	9.40242	0.00003
#2	-0.00146	-0.05789	-0.00559	-0.00598	0.02446	-0.00029	-0.00028	9.29903	-0.00030
Mean	-0.00081	-0.05703	-0.00434	-0.00514	0.02440	-0.00031	0.00070	9.35072	-0.00014
%RSD	115.25463	2.12814	40.40814	23.16210	0.34522	5.99278	197.63897	0.78180	167.86788

	Co	Cr	Cu	Fe	K	Li	Mg	Mn	Mo
	ppm	ppm	ppm	ppm	ppm	ppm	ppm	ppm	ppm
#1	0.00001	0.00031	-0.00260	0.00799	0.77759	-0.00098	3.92335	0.10904	0.00015
#2	-0.00146	-0.00118	-0.00283	0.00650	0.76306	-0.00100	3.89950	0.10844	-0.00307
Mean	-0.00073	-0.00043	-0.00271	0.00724	0.77032	-0.00099	3.91143	0.10874	-0.00146
%RSD	142.39965	243.95755	6.09529	14.49580	1.33369	1.41594	0.43119	0.38941	156.27094

	Na	Ni	P	Pb I	Pb II	S	Sb	Se I	Se II
	ppm	ppm	ppm	ppm	ppm	ppm	ppm	ppm	ppm
#1	0.53263	-0.00179	-0.00467	-0.00244	0.00155	0.43502	0.00225	-0.00082	-0.00198
#2	0.54002	-0.00259	-0.00102	-0.00585	0.00047	0.42825	-0.00442	-0.00737	0.00482
Mean	0.53633	-0.00219	-0.00285	-0.00414	0.00101	0.43163	-0.00109	-0.00410	0.00142
%RSD	0.97414	26.06763	90.86254	58.09024	75.49624	1.10932	433.58127	113.24994	337.92703

	Si	Sn	Sr	Ti	Tl	U	V	Zn	Zr
	ppm	ppm	ppm	ppm	ppm	ppm	ppm	ppm	ppm
#1	0.99039	-0.00071	0.08536	-0.00191	0.00811	-0.02005	0.00020	-0.00006	0.00101
#2	0.99346	0.00785	0.08601	-0.00218	0.00265	-0.03166	-0.00100	-0.00077	0.00041
Mean	0.99192	0.00357	0.08568	-0.00204	0.00538	-0.02586	-0.00040	-0.00042	0.00071
%RSD	0.21876	169.75261	0.53535	9.33870	71.72925	31.75734	210.22586	119.95795	58.82631

	Pb	Se
	calc	calc
#1	0.00022	-0.00159
#2	-0.00163	0.00076
Mean	-0.00071	-0.00041
%RSD	185.19326	401.26162

Method : Paragon2
 File : 130905A
 SampleId1 : 1308381-5MS
 SampleId2 :
 Analysis commenced : 9/5/2013 13:52:07
 Dilution ratio : 1.00000 to 1.00000 Tray :

Printed : 9/5/2013 17:33:39
 [SAMPLE]
 Position : TUBE52

Final concentrations

	Ag	Al	As	B	Ba	Be	Bi	Ca	Cd
	ppm	ppm	ppm	ppm	ppm	ppm	ppm	ppm	ppm
#1	0.10265	1.88537	1.04791	1.06327	1.18696	0.05028	0.00635	89.08727	0.05475
#2	0.10258	1.89841	1.02926	1.06201	1.18523	0.05039	0.00441	89.66251	0.05488
Mean	0.10262	1.89189	1.03859	1.06264	1.18609	0.05034	0.00538	89.37489	0.05482
%RSD	0.04795	0.48742	1.26991	0.08386	0.10287	0.15679	25.59055	0.45511	0.16483

	Co	Cr	Cu	Fe	K	Li	Mg	Mn	Mo
	ppm	ppm	ppm	ppm	ppm	ppm	ppm	ppm	ppm
#1	0.50024	0.20179	0.26442	1.04953	45.00365	0.53784	59.77098	1.01360	1.07016

#2	0.50141	0.20116	0.26466	1.05419	44.92293	0.53672	59.83477	1.01614	1.07455
Mean	0.50082	0.20147	0.26454	1.05186	44.96329	0.53728	59.80288	1.01487	1.07236
%RSD	0.16462	0.22409	0.06387	0.31305	0.12694	0.14766	0.07542	0.17685	0.28921
#1	Na	Ni	P	Pb I	Pb II	S	Sb	Se I	Se II
	ppm	ppm	ppm	ppm	ppm	ppm	ppm	ppm	ppm
#1	46.16778	0.53162	0.04077	0.51163	0.48536	2.29835	0.52842	2.20431	2.00241
#2	46.11433	0.53501	0.01936	0.51587	0.49747	2.34581	0.52918	2.16670	2.10949
Mean	46.14106	0.53332	0.03007	0.51375	0.49142	2.32208	0.52880	2.18550	2.05595
%RSD	0.08191	0.44834	50.37700	0.58350	1.74193	1.44524	0.10140	1.21702	3.68277
#1	Si	Sn	Sr	Ti	Tl	U	V	Zn	Zr
	ppm	ppm	ppm	ppm	ppm	ppm	ppm	ppm	ppm
#1	6.03876	0.56066	0.94791	0.46217	2.20744	-0.01534	0.51212	0.49295	0.00224
#2	6.06179	0.54736	0.94770	0.46338	2.21900	-0.02207	0.51181	0.49154	0.00135
Mean	6.05028	0.55401	0.94780	0.46277	2.21322	-0.01871	0.51196	0.49224	0.00179
%RSD	0.26909	1.69738	0.01555	0.18542	0.36908	25.42664	0.04284	0.20331	35.09948
#1	Pb	Se							
	calc	calc							
#1	0.49411	2.06965							
#2	0.50360	2.12854							
Mean	0.49886	2.09909							
%RSD	1.34465	1.98397							

Method : Paragon2 File : 130905A
SampleId1 : 1308381-5MSD **SampleId2 :**
Analysis commenced : 9/5/2013 13:53:39
Dilution ratio : 1.00000 to 1.00000 Tray :

Printed : 9/5/2013 17:33:40
[SAMPLE]
Position : TUBE53

Final concentrations

#1	Ag	Al	As	B	Ba	Be	Bi	Ca	Cd
	ppm	ppm	ppm	ppm	ppm	ppm	ppm	ppm	ppm
#1	0.10267	1.91147	1.06358	1.07052	1.20277	0.05053	-0.00118	90.16406	0.05551
#2	0.10383	1.93043	1.06258	1.07934	1.20726	0.05084	0.00443	90.79484	0.05500
Mean	0.10325	1.92095	1.06308	1.07493	1.20502	0.05069	0.00163	90.47945	0.05526
%RSD	0.79512	0.69807	0.06617	0.58030	0.26377	0.42903	243.94766	0.49296	0.65691
#1	Co	Cr	Cu	Fe	K	Li	Mg	Mn	Mo
	ppm	ppm	ppm	ppm	ppm	ppm	ppm	ppm	ppm
#1	0.50142	0.20128	0.26834	1.04352	45.84508	0.54690	60.56535	1.02496	1.07674
#2	0.50552	0.20372	0.27023	1.04968	45.99876	0.54953	60.99116	1.03331	1.08693
Mean	0.50347	0.20250	0.26928	1.04660	45.92192	0.54822	60.77826	1.02913	1.08184
%RSD	0.57574	0.85163	0.49748	0.41609	0.23665	0.33839	0.49540	0.57310	0.66612
#1	Na	Ni	P	Pb I	Pb II	S	Sb	Se I	Se II
	ppm	ppm	ppm	ppm	ppm	ppm	ppm	ppm	ppm
#1	46.84349	0.53602	0.02667	0.51653	0.48604	2.36615	0.53309	2.22706	2.04301
#2	47.05580	0.53889	0.03398	0.51686	0.49874	2.37293	0.53192	2.21383	2.13707

Mean	46.94964	0.53745	0.03033	0.51669	0.49239	2.36954	0.53251	2.22044	2.09004
%RSD	0.31976	0.37848	17.05390	0.04419	1.82393	0.20233	0.15539	0.42125	3.18234
	Si	Sn	Sr	Ti	Tl	U	V	Zn	Zr
	ppm	ppm	ppm	ppm	ppm	ppm	ppm	ppm	ppm
#1	6.15490	0.55781	0.96320	0.46643	2.26565	-0.02329	0.51698	0.49649	-0.00044
#2	6.20713	0.56255	0.96782	0.46887	2.24836	-0.01657	0.51977	0.49649	-0.00029
Mean	6.18101	0.56018	0.96551	0.46765	2.25700	-0.01993	0.51838	0.49649	-0.00036
%RSD	0.59749	0.59910	0.33764	0.36882	0.54181	23.84255	0.38171	0.00000	29.99368

	Pb	Se
	calc	calc
#1	0.49619	2.10430
#2	0.50477	2.16263
Mean	0.50048	2.13347
%RSD	1.21208	1.93342

Method : Paragon2
File : 130905A
SampleId1 : 1308381-6
SampleId2 :
Analysis commenced : 9/5/2013 13:55:11
Dilution ratio : 1.00000 to 1.00000
Tray :

Printed : 9/5/2013 17:33:40
[SAMPLE]

Position : TUBE54

Final concentrations

	Ag	Al	As	B	Ba	Be	Bi	Ca	Cd
	ppm	ppm	ppm	ppm	ppm	ppm	ppm	ppm	ppm
#1	-0.00030	-0.05770	-0.00012	0.00548	0.12541	-0.00016	0.00387	47.57892	-0.00031
#2	-0.00115	-0.05884	0.00534	0.00412	0.12549	-0.00022	-0.00344	47.36089	-0.00075
Mean	-0.00073	-0.05827	0.00261	0.00480	0.12545	-0.00019	0.00021	47.46990	-0.00053
%RSD	82.76789	1.37873	148.14233	20.13481	0.04481	22.23196	2417.04318	0.32478	58.60338

	Co	Cr	Cu	Fe	K	Li	Mg	Mn	Mo
	ppm	ppm	ppm	ppm	ppm	ppm	ppm	ppm	ppm
#1	0.00005	-0.00042	-0.00248	0.05672	3.94966	0.00578	19.72845	0.55175	0.00183
#2	0.00024	-0.00028	-0.00248	0.05612	3.93915	0.00574	19.67492	0.55007	0.00208
Mean	0.00015	-0.00035	-0.00248	0.05642	3.94441	0.00576	19.70169	0.55091	0.00196
%RSD	94.14988	26.72349	0.04899	0.74498	0.18848	0.44577	0.19212	0.21618	9.31152

	Na	Ni	P	Pb I	Pb II	S	Sb	Se I	Se II
	ppm	ppm	ppm	ppm	ppm	ppm	ppm	ppm	ppm
#1	2.88534	-0.00007	0.01936	-0.00008	-0.00207	2.20343	0.00398	0.00621	0.01333
#2	2.87339	-0.00153	0.01831	-0.00504	0.00185	2.21699	-0.00267	-0.00760	0.00129
Mean	2.87937	-0.00080	0.01883	-0.00256	-0.00011	2.21021	0.00066	-0.00070	0.00731
%RSD	0.29331	128.95788	3.92283	137.03282	2440.93076	0.43379	716.40571	1397.92377	116.49327

	Si	Sn	Sr	Ti	Tl	U	V	Zn	Zr
	ppm	ppm	ppm	ppm	ppm	ppm	ppm	ppm	ppm
#1	5.05951	0.00785	0.43675	-0.00204	-0.00240	-0.01642	-0.00010	0.00135	-0.00047
#2	5.04146	-0.00547	0.43656	-0.00204	0.00643	-0.02253	-0.00031	0.00347	-0.00075
Mean	5.05049	0.00119	0.43666	-0.00204	0.00202	-0.01948	-0.00021	0.00241	-0.00061

%RSD	0.25271	792.57702	0.02970	0.00000	309.42183	22.19071	70.37460	62.19911	31.98051
	Pb		Se						
	calc		calc						
#1	-0.00141	0.01096							
#2	-0.00045	-0.00167							
Mean	-0.00093	0.00464							
%RSD	73.23146	192.35760							

Method : Paragon2 File : 130905A
SampleId1 : 1308381-7 **SampleId2 :**
Analysis commenced : 9/5/2013 13:56:43
Dilution ratio : 1.00000 to 1.00000 Tray :

Printed : 9/5/2013 17:33:40
[SAMPLE]
Position : TUBE55

Final concentrations

	Ag	Al	As	B	Ba	Be	Bi	Ca	Cd
	ppm	ppm	ppm	ppm	ppm	ppm	ppm	ppm	ppm
#1	-0.00100	-0.06674	-0.00906	0.02851	0.12505	-0.00010	-0.00076	39.61542	-0.00031
#2	-0.00045	-0.06836	-0.00509	0.02777	0.12465	-0.00016	-0.00028	39.59689	-0.00054
Mean	-0.00072	-0.06755	-0.00707	0.02814	0.12485	-0.00013	-0.00052	39.60615	-0.00042
%RSD	53.61702	1.69412	39.69831	1.84928	0.22510	29.22929	66.20621	0.03308	38.31268

	Co	Cr	Cu	Fe	K	Li	Mg	Mn	Mo
	ppm	ppm	ppm	ppm	ppm	ppm	ppm	ppm	ppm
#1	0.00103	-0.00080	-0.00200	0.32593	2.46595	0.00008	16.83677	1.11651	0.00080
#2	0.00083	-0.00084	-0.00248	0.32608	2.46033	0.00007	16.77384	1.11712	0.00105
Mean	0.00093	-0.00082	-0.00224	0.32601	2.46314	0.00008	16.80531	1.11681	0.00093
%RSD	14.95789	3.52841	14.95350	0.03233	0.16150	6.05243	0.26479	0.03830	19.67520

	Na	Ni	P	Pb I	Pb II	S	Sb	Se I	Se II
	ppm	ppm	ppm	ppm	ppm	ppm	ppm	ppm	ppm
#1	6.53671	-0.00103	0.01831	-0.00151	-0.00071	8.79403	0.00201	0.00456	0.00019
#2	6.48694	-0.00078	0.00630	-0.00477	-0.00046	8.77361	-0.00489	0.00807	0.00019
Mean	6.51182	-0.00090	0.01230	-0.00314	-0.00058	8.78382	-0.00144	0.00632	0.00019
%RSD	0.54041	19.75005	69.05347	73.54681	29.41830	0.16445	338.21596	39.26752	0.02472

	Si	Sn	Sr	Ti	Tl	U	V	Zn	Zr
	ppm	ppm	ppm	ppm	ppm	ppm	ppm	ppm	ppm
#1	5.19546	0.00024	0.11809	-0.00221	0.00489	-0.02518	-0.00030	-0.00006	-0.00089
#2	5.18064	0.00500	0.11773	-0.00207	0.00437	-0.02824	-0.00035	0.00206	-0.00081
Mean	5.18805	0.00262	0.11791	-0.00214	0.00463	-0.02671	-0.00032	0.00100	-0.00085
%RSD	0.20188	128.59614	0.21171	4.86041	7.94862	8.09085	11.29784	150.39087	7.06852

	Pb	Se		
	calc	calc		
#1	-0.00097	0.00165		
#2	-0.00190	0.00282		
Mean	-0.00143	0.00223		
%RSD	45.56506	36.98315		

ted: 9/5/2013 17:34:04 User: STEVE WORKMAN
Method : Paragon2 File : 130905A
SampleId1 : 1308401-1 SampleId2 :
Analysis commenced : 9/5/2013 13:58:16
Dilution ratio : 1.00000 to 1.00000 Tray :

Printed : 9/5/2013 17:33:40
[SAMPLE]
Position : TUBE56

Final concentrations

	Ag	Al	As	B	Ba	Be	Bi	Cd
	ppm	ppm	ppm	ppm	ppm	ppm	ppm	ppm
#1	-0.00047	-0.06331	0.00509	3.38979	0.01549	0.00024	0.00109	0.00136
#2	-0.00163	-0.06034	-0.00012	3.38371	0.01549	0.00018	-0.00208	0.00151
Mean	-0.00105	-0.06182	0.00248	3.38675	0.01549	0.00021	-0.00049	0.00143
%RSD	77.73921	3.39502	148.47835	0.12689	0.00000	21.45964	455.69349	7.46995

	Co	Cr	Cu	Fe	K	Li	Mg	Mn	Mo
	ppm	ppm	ppm	ppm	ppm	ppm	ppm	ppm	ppm
#1	0.00986	-0.00035	0.01984	-0.00568	20.83876	1.66393	822.72099	0.55212	0.01136
#2	0.00967	-0.00072	0.01902	-0.00642	20.93079	1.66830	822.16607	0.55091	0.01264
Mean	0.00977	-0.00054	0.01943	-0.00605	20.88478	1.66611	822.44353	0.55151	0.01200
%RSD	1.41310	49.82275	3.00855	8.68270	0.31161	0.18529	0.04771	0.15425	7.58805

	Na	Ni	P	Pb I	Pb II	S	Sb	Se I	Se II
	ppm	ppm	ppm	ppm	ppm	ppm	ppm	ppm	ppm
#1	341.93228	0.14253	-0.47528	0.00081	-0.00364	870.63778	0.00132	3.80726	3.55093
#2	339.45114	0.14258	-0.59511	-0.00019	-0.00122	866.64426	-0.00014	3.77240	3.64784
Mean	340.69171	0.14255	-0.53520	0.00031	-0.00243	868.64102	0.00059	3.78983	3.59938
%RSD	0.51496	0.02504	15.83170	230.05010	70.52047	0.32509	176.05809	0.65043	1.90386

	Si	Sn	Sr	Ti	Tl	U	V	Zn	Zr
	ppm	ppm	ppm	ppm	ppm	ppm	ppm	ppm	ppm
#1	4.79052	0.00024	10.15910	-0.00280	0.00812	0.32409	0.00164	0.01691	0.00286
#2	4.79269	0.00214	10.15371	-0.00292	0.00889	0.31125	0.00076	0.01973	0.00261
Mean	4.79161	0.00119	10.15640	-0.00286	0.00851	0.31767	0.00120	0.01832	0.00273
%RSD	0.03201	113.13515	0.03757	3.02726	6.41224	2.85700	51.89457	10.91631	6.36930

	Pb	Se
	calc	calc
#1	-0.00216	3.63629
#2	-0.00088	3.68932
Mean	-0.00152	3.66280
%RSD	59.73076	1.02378

Method : Paragon2 File : 130905A
SampleId1 : 1308401-2 SampleId2 :
Analysis commenced : 9/5/2013 13:59:48
Dilution ratio : 1.00000 to 1.00000 Tray :

Printed : 9/5/2013 17:33:40
[SAMPLE]
Position : TUBE57

Final concentrations

	Ag	Al	As	B	Ba	Be	Bi	Ca	Cd
	ppm	ppm	ppm	ppm	ppm	ppm	ppm	ppm	ppm
#1	-0.00052	-0.06275	0.00484	3.19687	0.01326	0.00022	-0.00164	523.78284	0.00751
#2	-0.00003	-0.06209	-0.00112	3.18733	0.01314	0.00017	0.00103	524.61328	0.00662
Mean	-0.00028	-0.06242	0.00186	3.19210	0.01320	0.00020	-0.00030	524.19806	0.00707
%RSD	123.60470	0.74439	226.24506	0.21126	0.63795	15.72594	624.90703	0.11202	8.83824

	Co	Cr	Cu	Fe	K	Li	Mg	Mn	Mo
	ppm	ppm	ppm	ppm	ppm	ppm	ppm	ppm	ppm
#1	0.01387	0.00001	0.01443	0.41391	8.73037	0.79884	480.38233	0.95029	0.00453
#2	0.01358	-0.00032	0.01467	0.41361	8.69855	0.79628	480.25099	0.95283	0.00621
Mean	0.01372	-0.00015	0.01455	0.41376	8.71446	0.79756	480.31666	0.95156	0.00537
%RSD	1.50978	148.96167	1.18797	0.05099	0.25821	0.22704	0.01934	0.18850	22.05064

	Na	Ni	P	Pb I	Pb II	S	Sb	Se I	Se II
	ppm	ppm	ppm	ppm	ppm	ppm	ppm	ppm	ppm
#1	291.51666	0.05838	-0.43098	0.00097	-0.00273	689.69808	0.00227	0.03159	0.03407
#2	291.47244	0.05914	-0.40909	0.00220	-0.00379	690.73126	0.00130	0.02222	0.03208
Mean	291.49455	0.05876	-0.42003	0.00159	-0.00326	690.21467	0.00178	0.02690	0.03308
%RSD	0.01073	0.91113	3.68572	54.66095	23.11594	0.10585	38.65147	24.63752	4.23979

	Si	Sn	Ti	Tl	U	V	Zn	Zr
	ppm	ppm	ppm	ppm	ppm	ppm	ppm	ppm
#1	5.38584	-0.00071	-0.00318	0.00019	0.17890	0.00019	0.00701	0.00067
#2	5.38292	0.00500	-0.00334	0.00356	0.15323	0.00133	0.00701	0.00063
Mean	5.38438	0.00214	-0.00326	0.00187	0.16607	0.00076	0.00701	0.00065
%RSD	0.03831	188.51817	3.45475	126.85476	10.93078	105.99338	0.00000	3.51311

	Pb	Se
	calc	calc
#1	-0.00149	0.03324
#2	-0.00180	0.02880
Mean	-0.00165	0.03102
%RSD	12.99449	10.13081

Method : Paragon2
File : 130905A
SampleId1 : 1308401-3
SampleId2 :
Analysis commenced : 9/5/2013 14:01:20
Dilution ratio : 1.00000 to 1.00000
Tray :
Position : TUBE58
Printed : 9/5/2013 17:33:41
[SAMPLE]

Final concentrations

	Ag	Al	As	B	Ba	Be	Bi	Ca	Cd
	ppm	ppm	ppm	ppm	ppm	ppm	ppm	ppm	ppm
#1	0.00053	-0.06107	-0.00285	3.33384	0.01549	0.00022	0.00207	432.78731	0.00127
#2	0.00015	-0.05706	0.00856	3.33708	0.01549	0.00021	0.00401	435.83621	0.00153
Mean	0.00034	-0.05906	0.00285	3.33546	0.01549	0.00022	0.00304	434.31176	0.00140
%RSD	78.58530	4.79641	282.81730	0.06887	0.00000	1.74962	45.17640	0.49639	13.54938

	Co	Cr	Cu	Fe	K	Li	Mg	Mn	Mo
--	----	----	----	----	---	----	----	----	----

#1	ppm	0.01143	ppm	0.00093	ppm	0.01972	ppm	0.00799	ppm	21.13528	ppm	1.64232	ppm	805.18700	ppm	0.54766	ppm	0.01406
#2		0.01172		-0.00009		0.01901		0.00650		21.20672		1.65273		810.54531		0.55151		0.01110
Mean		0.01158		0.00042		0.01937		0.00724		21.17100		1.64752		807.86615		0.54959		0.01258
%RSD		1.78618		170.55552		2.58327		14.49580		0.23862		0.44671		0.46900		0.49532		16.64857

	Na	ppm	Ni	ppm	P	ppm	Pb I	ppm	Pb II	ppm	S	ppm	Sb	ppm	Se I	ppm	Se II	ppm
#1		335.40177		0.14424		-0.49613		0.00001		-0.00238		857.77861		-0.00039		3.76757		3.57071
#2		336.80821		0.14308		-0.60396		0.00282		-0.00134		863.53055		0.00108		3.80518		3.65095
Mean		336.10499		0.14366		-0.55005		0.00142		-0.00186		860.65458		0.00034		3.78637		3.61083
%RSD		0.29589		0.57142		13.86286		140.36653		39.28857		0.47257		301.11732		0.70246		1.57137

	Si	ppm	Sn	ppm	Sr	ppm	Ti	ppm	Tl	ppm	U	ppm	V	ppm	Zn	ppm	Zr	ppm
#1		4.67730		0.00785		9.99600		-0.00313		0.01567		0.33508		0.00232		0.01903		0.00306
#2		4.70444		0.00024		10.03095		-0.00277		0.01489		0.32041		0.00133		0.01620		0.00284
Mean		4.69087		0.00405		10.01347		-0.00295		0.01528		0.32774		0.00183		0.01761		0.00295
%RSD		0.40915		133.10296		0.24682		8.81755		3.61639		3.16466		38.15998		11.35453		5.22962

	Pb	calc	Se	calc
#1		-0.00158		3.63626
#2		0.00004		3.70231
Mean		-0.00077		3.66928
%RSD		149.33299		1.27279

Method : Paragon2
SampleId1 : 1308401-4
SampleId2 :
Analysis commenced : 9/5/2013 14:02:52
Dilution ratio : 1.00000 to 1.00000
Tray :
Printed : 9/5/2013 17:33:41
[SAMPLE]
Position : TUBE59

Final concentrations

	Ag	ppm	Al	ppm	As	ppm	B	ppm	Ba	ppm	Be	ppm	Bi	ppm	Ca	ppm	Cd	ppm
#1		-0.00052		-0.05487		0.00832		3.16008		0.01306		0.00022		0.00347		513.22873		0.00460
#2		-0.00114		-0.06185		-0.00186		3.15400		0.01310		0.00018		0.00322		511.35445		0.00545
Mean		-0.00083		-0.05836		0.00323		3.15704		0.01308		0.00020		0.00334		512.29159		0.00502
%RSD		52.42868		8.45220		222.99343		0.13615		0.21458		17.23308		5.22534		0.25870		11.96123

	Co	ppm	Cr	ppm	Cu	ppm	Fe	ppm	K	ppm	Li	ppm	Mg	ppm	Mn	ppm	Mo	ppm
#1		0.01621		-0.00059		0.01087		0.53303		8.66570		0.79796		474.71470		1.03814		0.00286
#2		0.01533		-0.00024		0.01075		0.53259		8.67941		0.79874		474.85497		1.03850		0.00311
Mean		0.01577		-0.00042		0.01081		0.53281		8.67255		0.79835		474.78484		1.03832		0.00299
%RSD		3.94153		59.43749		0.75446		0.05947		0.11179		0.06869		0.02089		0.02470		6.09897

	Na	ppm	Ni	ppm	P	ppm	Pb I	ppm	Pb II	ppm	S	ppm	Sb	ppm	Se I	ppm	Se II	ppm
#1		335.40177		0.14424		-0.49613		0.00001		-0.00238		857.77861		-0.00039		3.76757		3.57071
#2		336.80821		0.14308		-0.60396		0.00282		-0.00134		863.53055		0.00108		3.80518		3.65095
Mean		336.10499		0.14366		-0.55005		0.00142		-0.00186		860.65458		0.00034		3.78637		3.61083
%RSD		0.29589		0.57142		13.86286		140.36653		39.28857		0.47257		301.11732		0.70246		1.57137

#1	287.78763	0.06267	-0.41743	0.00190	-0.00587	681.50215	-0.00143	0.03253	0.03366
#2	287.14008	0.06111	-0.38667	-0.00247	-0.00116	679.12467	0.00152	0.05288	0.02969
Mean	287.46385	0.06189	-0.40205	-0.00028	-0.00352	680.31341	0.00005	0.04270	0.03168
%RSD	0.15928	1.78779	5.40965	1099.62461	94.64075	0.24711	4485.15142	33.69456	8.85549

	Si	Sn	Sr	Ti	Tl	U	V	Zn	Zr
	ppm	ppm	ppm	ppm	ppm	ppm	ppm	ppm	ppm
#1	5.33028	-0.00071	8.32993	-0.00311	0.00147	0.18004	0.00151	0.00701	0.00069
#2	5.32951	-0.00167	8.32253	-0.00318	0.00900	0.16842	0.00048	0.00984	0.00048
Mean	5.32989	-0.00119	8.32623	-0.00315	0.00524	0.17423	0.00100	0.00842	0.00059
%RSD	0.01017	56.58432	0.06281	1.65354	101.63681	4.71316	73.53982	23.74745	25.72994

	Pb	Se
	calc	calc
#1	-0.00328	0.03328
#2	-0.00160	0.03741
Mean	-0.00244	0.03535
%RSD	48.81454	8.26134

Method : Paragon2
SampleId1 : 1308429-2
SampleId2 :
Analysis commenced : 9/5/2013 14:04:24
Dilution ratio : 1.00000 to 1.00000
Tray :
Printed : 9/5/2013 17:33:41
[SAMPLE]
Position : TUBE60

Final concentrations

	Ag	Al	As	B	Ba	Be	Bi	Ca	Cd
	ppm	ppm	ppm	ppm	ppm	ppm	ppm	ppm	ppm
#1	-0.00063	-0.02862	-0.00186	0.04522	0.06596	-0.00003	-0.00051	45.09759	-0.00016
#2	-0.00110	-0.03268	-0.00732	0.04617	0.06620	-0.00011	0.00241	45.34617	-0.00072
Mean	-0.00086	-0.03065	-0.00459	0.04569	0.06608	-0.00007	0.00095	45.22188	-0.00044
%RSD	38.83578	9.37318	84.09245	1.46411	0.25504	79.79098	217.38851	0.38869	91.37694

	Co	Cr	Cu	Fe	K	Li	Mg	Mn	Mo
	ppm	ppm	ppm	ppm	ppm	ppm	ppm	ppm	ppm
#1	0.00006	-0.00030	-0.00213	0.03294	2.09069	-0.00053	16.26773	0.11036	0.00131
#2	-0.00042	0.00021	-0.00249	0.03354	2.08200	-0.00060	16.29244	0.11144	-0.00049
Mean	-0.00018	-0.00005	-0.00231	0.03324	2.08635	-0.00056	16.28009	0.11090	0.00041
%RSD	191.19368	793.69228	10.97866	1.26415	0.29446	9.11680	0.10732	0.68733	310.54230

	Na	Ni	P	Pb	Pb	S	Sb	Se	Se
	ppm	ppm	ppm	ppm	ppm	ppm	ppm	ppm	ppm
#1	5.62216	-0.00224	-0.16079	0.00036	-0.00172	8.48765	0.00078	0.00177	-0.00183
#2	5.58165	-0.00143	-0.09711	-0.00086	-0.00185	8.43318	-0.00367	-0.00150	-0.00169
Mean	5.60191	-0.00184	-0.12895	-0.00025	-0.00178	8.46041	-0.00145	0.00013	-0.00176
%RSD	0.51134	31.08044	34.92305	348.90832	5.05635	0.45519	217.24298	1723.20989	5.68603

	Si	Sn	Sr	Ti	Tl	U	V	Zn	Zr
	ppm	ppm	ppm	ppm	ppm	ppm	ppm	ppm	ppm
#1	3.05628	0.00214	0.20361	-0.00203	0.00036	-0.00051	0.00051	-0.00218	-0.00010

#2	3.06259	0.00214	0.20473	-0.00199	-0.00457	0.00805	0.00020	-0.00148	0.00003
Mean	3.05943	0.00214	0.20417	-0.00201	-0.00210	0.00377	0.00036	-0.00183	-0.00003
%RSD	0.14579	0.00141	0.38721	1.29286	165.55647	160.53327	61.48914	27.30705	267.74816

	Pb	Se
	calc	calc
#1	-0.00103	-0.00063
#2	-0.00152	-0.00163
Mean	-0.00127	-0.00113
%RSD	27.32761	62.23451

Method : Paragon2
File : 130905A
SampleId1 : CCV
SampleId2 :
Analysis commenced : 9/5/2013 14:07:39
Dilution ratio : 1.00000 to 1.00000 Tray :

Printed : 9/5/2013 17:33:41
[CV]

Position : STD1

Final concentrations

	Ag	Al	As	B	Ba	Be	Bi	Ca	Cd
	ppm	ppm	ppm	ppm	ppm	ppm	ppm	ppm	ppm
#1	0.21016	47.35400	0.50824	1.01727	1.01911	0.47651	0.53281	51.24074	0.53038
#2	0.20890	47.55710	0.49284	1.00908	1.02139	0.47857	0.54597	51.32582	0.52970
Mean	0.20953	47.45555	0.50054	1.01318	1.02025	0.47754	0.53939	51.28328	0.53004
%RSD	0.42331	0.30262	2.17614	0.57173	0.15829	0.30569	1.72543	0.11731	0.09072

	Co	Cr	Cu	Fe	K	Li	Mg	Mn	Mo
	ppm	ppm	ppm	ppm	ppm	ppm	ppm	ppm	ppm
#1	0.49222	0.96522	1.02739	20.32680	51.30204	0.50550	49.07611	0.94920	1.05301
#2	0.49104	0.96629	1.02763	20.39920	51.40892	0.50722	49.17057	0.95391	1.06229
Mean	0.49163	0.96575	1.02751	20.36300	51.35548	0.50636	49.12334	0.95156	1.05765
%RSD	0.16896	0.07833	0.01623	0.25139	0.14717	0.24055	0.13597	0.35006	0.62095

	Na	Ni	P	Pb I	Pb II	S	Sb	Se I	Se II
	ppm	ppm	ppm	ppm	ppm	ppm	ppm	ppm	ppm
#1	51.17397	1.06110	4.82602	0.99569	0.92219	4.99242	0.52605	1.04533	0.95102
#2	51.26998	1.05121	4.80891	0.98781	0.96093	4.91770	0.52293	1.05209	0.99775
Mean	51.22197	1.05616	4.81746	0.99175	0.94156	4.95506	0.52449	1.04871	0.97439
%RSD	0.13254	0.66216	0.25103	0.56210	2.90967	1.06617	0.42091	0.45594	3.39121

	Si	Sn	Sr	Ti	Tl	U	V	Zn	Zr
	ppm	ppm	ppm	ppm	ppm	ppm	ppm	ppm	ppm
#1	4.68339	1.06928	0.51514	0.45219	0.51812	4.78080	0.49668	0.94746	0.99368
#2	4.69777	1.06548	0.51567	0.45548	0.51820	4.78319	0.49603	0.95171	0.99658
Mean	4.69058	1.06738	0.51541	0.45384	0.51816	4.78200	0.49635	0.94959	0.99513
%RSD	0.21679	0.25146	0.07245	0.51373	0.01157	0.03531	0.09308	0.31644	0.20584

	Pb	Se
	calc	calc
#1	0.94666	0.98243
#2	0.96988	1.01585

Mean 0.95827 0.99914er: STEVE WORKMAN
%RSD 1.71319 2.36527

Method : Paragon2 File : 130905A
SampleId1 : CCB SampleId2 :
Analysis commenced : 9/5/2013 14:10:58
Dilution ratio : 1.00000 to 1.00000 Tray :

Printed : 9/5/2013 17:33:41
[CB]
Position : STD2

Final concentrations

	Ag	Al	As	B	Ba	Be	Bi	Ca	Cd
	ppm	ppm	ppm	ppm	ppm	ppm	ppm	ppm	ppm
#1	-0.00132	0.01517	0.00164	-0.00082	0.00032	0.00020	-0.00149	0.18846	-0.00035
#2	-0.00100	0.00931	0.00239	-0.00125	0.00024	0.00019	-0.00174	0.18684	0.00002
Mean	-0.00116	0.01224	0.00201	-0.00104	0.00028	0.00019	-0.00161	0.18765	-0.00017
%RSD	19.30697	33.87200	26.14162	28.72697	20.07773	4.31472	10.77011	0.60866	155.92249

	Co	Cr	Cu	Fe	K	Li	Mg	Mn	Mo
	ppm	ppm	ppm	ppm	ppm	ppm	ppm	ppm	ppm
#1	-0.00091	-0.00007	-0.00236	0.01393	0.15370	-0.00195	0.11824	0.00059	-0.00281
#2	-0.00110	0.00006	-0.00236	0.01289	0.14454	-0.00197	0.11548	0.00047	-0.00229
Mean	-0.00101	0.00000	-0.00236	0.01341	0.14912	-0.00196	0.11686	0.00053	-0.00255
%RSD	13.70532	1979.22612	0.05663	5.48294	4.34617	0.71349	1.67174	16.00471	14.27616

	Na	Ni	P	Pb I	Pb II	S	Sb	Se I	Se II
	ppm	ppm	ppm	ppm	ppm	ppm	ppm	ppm	ppm
#1	0.08482	-0.00133	-0.02452	-0.00711	0.00300	-0.01184	0.00124	0.01135	-0.00169
#2	0.08472	-0.00153	-0.01721	-0.00565	0.00439	-0.01184	-0.00393	0.01369	-0.00368
Mean	0.08477	-0.00143	-0.02087	-0.00638	0.00369	-0.01184	-0.00134	0.01252	-0.00268
%RSD	0.08655	9.95877	24.78005	16.21061	26.60917	0.00000	272.71270	13.19378	52.24197

	Si	Sn	Sr	Ti	Tl	U	V	Zn	Zr
	ppm	ppm	ppm	ppm	ppm	ppm	ppm	ppm	ppm
#1	-0.00900	0.00785	-0.00091	-0.00148	-0.00476	-0.02128	0.00020	0.00347	0.00135
#2	-0.01131	-0.00167	-0.00090	-0.00170	-0.00424	-0.02800	-0.00053	-0.00077	0.00126
Mean	-0.01016	0.00309	-0.00090	-0.00159	-0.00450	-0.02464	-0.00017	0.00135	0.00131
%RSD	16.03174	217.66387	0.88768	9.82248	8.11364	19.29417	308.27924	222.06484	5.30256

	Pb	Se
	calc	calc
#1	-0.00037	0.00265
#2	0.00105	0.00211
Mean	0.00034	0.00238
%RSD	294.44519	16.21357

Method : Paragon2 File : 130905A
SampleId1 : 1308429-3 SampleId2 :
Analysis commenced : 9/5/2013 14:12:36
Dilution ratio : 1.00000 to 1.00000 Tray :

Printed : 9/5/2013 17:33:42
[SAMPLE]
Position : TUBE61

	Ag	Al	As	B	Ba	Be	Bi	Ca	Cd
	ppm	ppm	ppm	ppm	ppm	ppm	ppm	ppm	ppm
#1	-0.00164	0.23762	0.00537	0.07413	0.03876	0.00007	0.00047	6.68970	-0.00047
#2	-0.00117	0.23614	0.00437	0.07539	0.03884	0.00001	-0.00075	6.75260	-0.00078
Mean	-0.00141	0.23688	0.00487	0.07476	0.03880	0.00004	-0.00014	6.72115	-0.00062
%RSD	23.39773	0.44091	14.41997	1.19313	0.14477	91.83241	617.60176	0.66170	35.41447

	Co	Cr	Cu	Fe	K	Li	Mg	Mn	Mo
	ppm	ppm	ppm	ppm	ppm	ppm	ppm	ppm	ppm
#1	-0.00057	-0.00089	-0.00212	0.24519	166.14369	0.00373	3.86178	0.03218	0.01728
#2	-0.00077	-0.00046	-0.00224	0.24638	165.38763	0.00376	3.87399	0.03278	0.01612
Mean	-0.00067	-0.00068	-0.00218	0.24578	165.76566	0.00375	3.86789	0.03248	0.01670
%RSD	20.91743	44.38848	3.90243	0.34272	0.32252	0.62280	0.22308	1.30283	4.90721

	Na	Ni	P	Pb I	Pb II	S	Sb	Se I	Se II
	ppm	ppm	ppm	ppm	ppm	ppm	ppm	ppm	ppm
#1	10.83335	-0.00189	0.03503	-0.00600	0.00162	3.65496	-0.00258	-0.00152	-0.00053
#2	10.77399	-0.00219	0.04548	-0.00160	0.00107	3.69567	-0.00086	0.00504	-0.00293
Mean	10.80367	-0.00204	0.04025	-0.00380	0.00134	3.67531	-0.00172	0.00176	-0.00173
%RSD	0.38852	10.50123	18.35566	81.98641	28.75224	0.78337	70.43651	263.22262	98.45608

	Si	Sn	Sr	Ti	Tl	U	V	Zn	Zr
	ppm	ppm	ppm	ppm	ppm	ppm	ppm	ppm	ppm
#1	2.71566	-0.00738	0.01904	0.00338	-0.01253	-0.01840	0.00160	-0.00218	0.00303
#2	2.72290	-0.01405	0.01907	0.00496	-0.00083	-0.01167	0.00191	-0.00218	0.00240
Mean	2.71928	-0.01072	0.01905	0.00417	-0.00668	-0.01504	0.00175	-0.00218	0.00272
%RSD	0.18808	43.97755	0.08435	26.83473	123.76466	31.61518	12.56381	0.00000	16.24729

	Pb	Se
	calc	calc
#1	-0.00092	-0.00086
#2	0.00018	-0.00028
Mean	-0.00037	-0.00057
%RSD	211.49452	71.85449

Method : Paragon2 File : 130905A Printed : 9/5/2013 17:33:42

SampleId1 : 1308429-4 SampleId2 : [SAMPLE]

Analysis commenced : 9/5/2013 14:14:08

Dilution ratio : 1.00000 to 1.00000 Tray : Position : TUBE62

Final concentrations

	Ag	Al	As	B	Ba	Be	Bi	Ca	Cd
	ppm	ppm	ppm	ppm	ppm	ppm	ppm	ppm	ppm
#1	-0.00125	-0.06062	0.00239	0.04343	0.06604	0.00003	-0.00441	44.69580	0.00010
#2	-0.00118	-0.06156	-0.00357	0.04322	0.06620	-0.00002	-0.00246	44.69406	-0.00081
Mean	-0.00121	-0.06109	-0.00059	0.04333	0.06612	0.00000	-0.00343	44.69493	-0.00035
%RSD	4.18441	1.08813	711.48493	0.34312	0.16992	1292.67297	40.12717	0.00275	183.12034

ted: 9/5/2013 17:34:04 User: STEVE WORKMAN

	Co	Cr	Cu	Fe	K	Li	Mg	Mn	Mo
	ppm	ppm	ppm	ppm	ppm	ppm	ppm	ppm	ppm
#1	-0.00033	0.00013	-0.00213	0.01616	2.21796	-0.00102	15.82025	0.10976	-0.00216
#2	-0.00052	-0.00048	-0.00272	0.01556	2.20570	-0.00101	15.82250	0.10976	0.00067
Mean	-0.00042	-0.00017	-0.00243	0.01586	2.21183	-0.00101	15.82137	0.10976	-0.00075
%RSD	32.52110	247.63062	17.35446	2.64902	0.39222	1.15114	0.01004	0.00000	267.65058

	Na	Ni	P	Pb I	Pb II	S	Sb	Se I	Se II
	ppm	ppm	ppm	ppm	ppm	ppm	ppm	ppm	ppm
#1	5.87289	-0.00068	-0.00520	-0.00426	0.00123	7.52803	0.00100	-0.00314	-0.00169
#2	5.86019	-0.00244	0.00264	-0.00231	-0.00058	7.60287	0.00003	-0.00244	0.00086
Mean	5.86654	-0.00156	-0.00128	-0.00328	0.00033	7.56545	0.00052	-0.00279	-0.00042
%RSD	0.15300	80.08941	433.37787	41.93945	394.27653	0.69951	132.17810	17.89956	431.39827

	Si	Sn	Sr	Ti	Tl	U	V	Zn	Zr
	ppm	ppm	ppm	ppm	ppm	ppm	ppm	ppm	ppm
#1	3.08200	-0.00071	0.20590	-0.00230	0.00346	-0.00172	0.00020	0.00135	0.00006
#2	3.08494	-0.00643	0.20574	-0.00236	0.00112	0.00623	-0.00006	-0.00148	0.00021
Mean	3.08347	-0.00357	0.20582	-0.00233	0.00229	0.00225	0.00007	-0.00006	0.00013
%RSD	0.06735	113.11972	0.05487	1.86003	71.99225	249.26372	273.95623	3161.68358	77.94603

Method : Paragon2 File : 130905A
SampleId1 : 1308429-5 SampleId2 :
Analysis commenced : 9/5/2013 14:15:42
Dilution ratio : 1.00000 to 1.00000 Tray :

Printed : 9/5/2013 17:33:42

[SAMPLE]

Position : TUBE63

Final concentrations

	Ag	Al	As	B	Ba	Be	Bi	Ca	Cd
	ppm	ppm	ppm	ppm	ppm	ppm	ppm	ppm	ppm
#1	-0.00077	-0.03419	0.00512	0.07539	0.03832	0.00005	0.00094	6.72687	0.00006
#2	-0.00078	-0.03929	0.00760	0.07476	0.03828	0.00001	-0.00417	6.76240	-0.00031
Mean	-0.00078	-0.03674	0.00636	0.07508	0.03830	0.00003	-0.00161	6.74464	-0.00013
%RSD	0.64069	9.82748	27.60562	0.59406	0.07332	98.34451	224.33774	0.37253	204.82012

	Co	Cr	Cu	Fe	K	Li	Mg	Mn	Mo
	ppm	ppm	ppm	ppm	ppm	ppm	ppm	ppm	ppm
#1	-0.00046	-0.00085	-0.00260	0.01928	167.93815	0.00312	3.81076	0.02416	0.01792
#2	0.00032	0.00005	-0.00248	0.01853	167.01342	0.00312	3.79578	0.02452	0.01767
Mean	-0.00007	-0.00040	-0.00254	0.01890	167.47579	0.00312	3.80327	0.02434	0.01779
%RSD	757.91092	158.52511	3.23028	2.77801	0.39043	0.07476	0.27842	1.04297	1.02341

	Na	Ni	P	Pb I	Pb II	S	Sb	Se I	Se II
	ppm	ppm	ppm	ppm	ppm	ppm	ppm	ppm	ppm
#1	10.98098	-0.00219	0.03189	-0.00103	-0.00038	3.74996	0.00087	-0.00315	-0.00594
#2	10.90029	-0.00179	0.03869	0.00046	-0.00267	3.72961	-0.00061	-0.00151	-0.00481
Mean	10.94064	-0.00199	0.03529	-0.00028	-0.00152	3.73979	0.00013	-0.00233	-0.00538
%RSD	0.52147	14.35700	13.60892	372.86674	106.48172	0.38495	808.93933	49.82471	14.90465

	Si	Sn	Sr	Ti	Tl	U	V	Zn	Zr
	ppm	ppm	ppm	ppm	ppm	ppm	ppm	ppm	ppm
#1	2.34580	0.00309	0.01964	-0.00214	-0.00940	-0.01700	0.00248	-0.00006	0.00077
#2	2.34564	-0.00167	0.01958	-0.00192	0.00697	-0.00783	0.00196	-0.00148	0.00093
Mean	2.34572	0.00071	0.01961	-0.00203	-0.00121	-0.01242	0.00222	-0.00077	0.00085
%RSD	0.00477	472.00566	0.24588	7.68690	953.67341	52.21196	16.48556	129.80840	13.60362

	Pb	Se
	calc	calc
#1	-0.00059	-0.00501
#2	-0.00163	-0.00371
Mean	-0.00111	-0.00436
%RSD	65.86912	21.12109

Method : Paragon2
SampleId1 : 1308536-1
SampleId2 :
Analysis commenced : 9/5/2013 14:17:15
Dilution ratio : 1.00000 to 1.00000 Tray :
Printed : 9/5/2013 17:33:42
[SAMPLE]
Position : TUBE64

Final concentrations

	Ag	Al	As	B	Ba	Be	Bi	Ca	Cd
	ppm	ppm	ppm	ppm	ppm	ppm	ppm	ppm	ppm
#1	-0.00038	-0.07148	0.01703	0.10745	0.01433	0.00037	0.00167	1135.24982	0.00009
#2	-0.00061	-0.06684	0.01182	0.10640	0.01437	0.00034	0.00118	1132.62009	-0.00034
Mean	-0.00049	-0.06916	0.01443	0.10693	0.01435	0.00036	0.00142	1133.93496	-0.00012
%RSD	32.92791	4.74340	25.55191	0.69515	0.19559	5.03557	24.33748	0.16399	245.01786

	Co	Cr	Cu	Fe	K	Li	Mg	Mn	Mo
	ppm	ppm	ppm	ppm	ppm	ppm	ppm	ppm	ppm
#1	0.00264	0.00049	-0.00177	-0.00553	27.16520	0.50857	101.77742	0.02715	-0.00216
#2	0.00264	-0.00066	-0.00259	-0.00597	27.23232	0.51030	101.97231	0.02715	-0.00307
Mean	0.00264	-0.00009	-0.00218	-0.00575	27.19876	0.50944	101.87487	0.02715	-0.00262
%RSD	0.02135	934.79086	26.87765	5.47873	0.17449	0.24093	0.13527	0.00000	24.36830

	Na	Ni	P	Pb I	Pb II	S	Sb	Se I	Se II
	ppm	ppm	ppm	ppm	ppm	ppm	ppm	ppm	ppm
#1	127.92356	0.00074	-0.00258	0.00075	-0.00243	678.70367	0.00100	0.00643	0.00865
#2	128.02732	-0.00209	-0.00781	-0.00178	-0.00043	678.75980	-0.00171	0.01673	0.00241
Mean	127.97544	-0.00068	-0.00520	-0.00051	-0.00143	678.73174	-0.00036	0.01158	0.00553
%RSD	0.05734	295.47653	71.08327	349.54980	98.55467	0.00585	539.39787	62.84148	79.71273

	Si	Sn	Sr	Ti	Tl	U	V	Zn	Zr
	ppm	ppm	ppm	ppm	ppm	ppm	ppm	ppm	ppm

#1	ppm	0.03653	ppm	-0.00071	ppm	1.96932	ppm	-0.00508	ppm	0.00902	ppm	-0.02615	ppm	0.00087	ppm	0.07630	ppm	0.00056
#2		0.03729		-0.00642		1.97044		-0.00468		0.00486		-0.03288		-0.00012		0.07913		0.00049
Mean		0.03691		-0.00357		1.96988		-0.00488		0.00694		-0.02951		0.00037		0.07771		0.00053
%RSD		1.46957		113.22452		0.04028		5.86178		42.34895		16.10811		187.02714		2.57358		8.82330

	Pb	Se
	calc	calc
#1	-0.00137	0.00791
#2	-0.00088	0.00718
Mean	-0.00112	0.00754
%RSD	30.50326	6.85232

Method : Paragon2 File : 130905A
SampleId1 : 1308536-2 SampleId2 :
Analysis commenced : 9/5/2013 14:18:47
Dilution ratio : 1.00000 to 1.00000 Tray :

Printed : 9/5/2013 17:33:42
[SAMPLE]
Position : TUBE65

Final concentrations

#1	Ag	Al	As	B	Ba	Be	Bi	Ca	Cd
#2	ppm	ppm	ppm	ppm	ppm	ppm	ppm	ppm	ppm
Mean	-0.00093	0.31274	0.00164	-0.00251	0.01473	0.00031	0.00192	653.85717	-0.00021
%RSD	-0.00107	0.30306	0.00090	-0.00282	0.01481	0.00024	-0.00125	657.70474	-0.00043
	-0.00100	0.30790	0.00127	-0.00266	0.01477	0.00027	0.00033	655.78095	-0.00032
	10.21704	2.22221	41.47471	8.36949	0.38015	18.58468	671.96285	0.41487	49.66396
	Co	Cr	Cu	Fe	K	Li	Mg	Mn	Mo
#1	ppm	ppm	ppm	ppm	ppm	ppm	ppm	ppm	ppm
#2	-0.00059	0.00053	-0.00046	0.00205	46.61528	-0.00105	37.05904	0.01172	-0.00229
Mean	-0.00098	0.00011	-0.00176	0.00175	46.44763	-0.00106	37.12551	0.01160	-0.00126
%RSD	-0.00079	0.00032	-0.00111	0.00190	46.53145	-0.00105	37.09228	0.01166	-0.00178
	35.18728	92.76739	82.64761	11.06418	0.25476	0.44245	0.12671	0.72589	40.95545
	Na	Ni	P	Pb I	Pb II	S	Sb	Se I	Se II
#1	ppm	ppm	ppm	ppm	ppm	ppm	ppm	ppm	ppm
#2	55.83357	-0.00088	0.00055	-0.00100	-0.00144	435.14286	0.00198	-0.00058	-0.00283
Mean	55.70783	-0.00022	-0.000781	-0.00096	-0.00052	436.91524	0.00051	-0.00012	-0.00028
%RSD	55.77070	-0.00055	-0.00363	-0.00098	-0.00098	436.02905	0.00125	-0.00035	-0.00155
	0.15942	84.32308	162.84646	3.05821	66.06916	0.28743	83.25911	92.11241	116.12354
	Si	Sn	Sr	Ti	Tl	U	V	Zn	Zr
#1	ppm	ppm	ppm	ppm	ppm	ppm	ppm	ppm	ppm
#2	0.16357	0.00690	0.50232	-0.00399	0.00823	-0.01943	0.00009	0.00347	0.00040
Mean	0.16588	-0.00642	0.50351	-0.00384	-0.00840	-0.03533	-0.00032	0.00206	0.00029
%RSD	1.97089	3939.11920	0.16783	-0.00392	-0.00008	-0.02738	-0.00012	0.00276	0.00035
				2.65514	14248.50499	41.04195	251.03633	36.16426	23.55733
	Pb	Se							
	calc	calc							

#1 -0.00129 -0.00208 **er: STEVE WORKMAN**
#2 -0.00067 -0.00023
Mean -0.00098 -0.00115
%RSD 45.06999 113.68230

Method : Paragon2 File : 130905A
sampleId1 : 1308505-2 sampleId2 :
Analysis commenced : 9/5/2013 14:20:19
Dilution ratio : 1.00000 to 1.00000 Tray :

Printed : 9/5/2013 17:33:42
[SAMPLE]
Position : TUBE66

Final concentrations

	Ag ppm	Al ppm	As ppm	B ppm	Ba ppm	Be ppm	Bi ppm	Ca ppm	Cd ppm
#1	-0.00069	-0.00161	0.00263	-0.00219	0.06231	0.00010	-0.00051	25.53909	-0.00013
#2	-0.00061	-0.00683	0.00363	-0.00209	0.06199	0.00005	-0.00076	25.75742	-0.00031
Mean	-0.00065	-0.00422	0.00313	-0.00214	0.06215	0.00008	-0.00064	25.64826	-0.00022
%RSD	8.26207	87.50752	22.42167	3.47543	0.36155	46.72277	26.93632	0.60192	58.16620

	Co ppm	Cr ppm	Cu ppm	Fe ppm	K ppm	Li ppm	Mg ppm	Mn ppm	Mo ppm
#1	0.00377	0.00014	-0.00212	0.12346	2.44984	0.00084	13.44244	0.12258	-0.00075
#2	0.00309	0.00031	-0.00177	0.12361	2.43450	0.00083	13.46932	0.12366	-0.00139
Mean	0.00343	0.00023	-0.00195	0.12354	2.44217	0.00083	13.45588	0.12312	-0.00107
%RSD	14.12681	53.11874	12.92313	0.08512	0.44423	0.27964	0.14126	0.61920	42.53426

	Na ppm	Ni ppm	P ppm	Pb I ppm	Pb II ppm	S ppm	Sb ppm	Se I ppm	Se II ppm
#1	4.65215	-0.00159	0.00421	-0.00308	0.00046	5.01279	0.00347	0.00433	-0.00508
#2	4.61748	-0.00078	-0.00102	-0.00242	-0.00189	5.05355	0.00174	0.00246	-0.00465
Mean	4.63481	-0.00118	0.00159	-0.00275	-0.00072	5.03317	0.00261	0.00340	-0.00486
%RSD	0.52900	48.34632	231.64612	16.95308	231.49660	0.57255	46.85923	38.95296	6.17822

	Si ppm	Sn ppm	Sr ppm	Ti ppm	Tl ppm	U ppm	V ppm	Zn ppm	Zr ppm
#1	5.37029	0.00309	0.18887	-0.00113	0.00410	-0.01953	0.00064	-0.00006	-0.00069
#2	5.38680	0.00880	0.18852	-0.00100	0.00150	-0.01830	0.00043	0.00206	-0.00042
Mean	5.37855	0.00595	0.18869	-0.00107	0.00280	-0.01892	0.00053	0.00100	-0.00055
%RSD	0.21706	67.90241	0.13249	8.93227	65.57383	4.56944	27.38832	150.39087	35.11912

	Pb calc	Se calc
#1	-0.00072	-0.00194
#2	-0.00207	-0.00228
Mean	-0.00139	-0.00211
%RSD	68.38842	11.36032

Method : Paragon2 File : 130905A
sampleId1 : 1308505-3 sampleId2 :
Analysis commenced : 9/5/2013 14:21:52

Printed : 9/5/2013 17:33:43
[SAMPLE]

Dilution ratio : 1.00000 to 1.00000 Tray :

Position : TUBE67

Final concentrations

	Ag	Al	As	B	Ba	Be	Bi	Ca	Cd
#1	-0.00023	-0.02448	0.00363	0.04270	0.05238	0.00006	-0.00027	39.78520	-0.00014
#2	-0.00070	-0.02503	0.00040	0.04270	0.05210	0.00004	-0.00100	39.66583	-0.00037
Mean	-0.00047	-0.02475	0.00201	0.04270	0.05224	0.00005	-0.00063	39.72552	-0.00025
%RSD	70.44795	1.58392	113.28023	0.00000	0.37634	37.38394	81.57155	0.21248	66.04948

	Co	Cr	Cu	Fe	K	Li	Mg	Mn	Mo
#1	-0.00005	-0.00021	-0.00248	0.04349	2.74783	-0.00161	16.52946	0.02739	-0.00126
#2	-0.00054	-0.00021	-0.00225	0.04349	2.74092	-0.00162	16.52272	0.02739	-0.00088
Mean	-0.00030	-0.00021	-0.00236	0.04349	2.74438	-0.00162	16.52609	0.02739	-0.00107
%RSD	115.48184	0.41491	7.11120	0.00000	0.17799	0.57766	0.02884	0.00000	25.52056

	Na	Ni	P	Pb I	Pb II	S	Sb	Se I	Se II
#1	6.38113	-0.00078	0.00682	0.00067	-0.00365	5.84168	-0.00269	-0.00595	-0.00183
#2	6.36016	-0.00133	0.00421	-0.00193	-0.00063	5.84168	-0.00022	0.00715	-0.00580
Mean	6.37064	-0.00106	0.00551	-0.00063	-0.00214	5.84168	-0.00145	0.00060	-0.00381
%RSD	0.23280	37.21368	33.50462	292.07885	99.65937	0.00000	119.83656	1553.05909	73.54563

	Si	Sn	Sr	Ti	Tl	U	V	Zn	Zr
#1	3.41413	-0.00452	0.14246	-0.00121	-0.00494	-0.00480	0.00041	-0.00006	0.00011
#2	3.40504	-0.01880	0.14215	-0.00127	-0.00260	-0.00663	0.00057	-0.00077	-0.00018
Mean	3.40959	-0.01166	0.14231	-0.00124	-0.00377	-0.00571	0.00049	-0.00042	-0.00003
%RSD	0.18855	86.57202	0.15852	3.49778	43.79009	22.69640	22.50854	119.95795	614.48039

	Pb	Se
	calc	calc
#1	-0.00221	-0.00320
#2	-0.00106	-0.00149
Mean	-0.00164	-0.00235
%RSD	49.40478	51.76496

Method : Paragon2 File : 130905A

SampleId1 : 1308505-4 SampleId2 :

Analysis commenced : 9/5/2013 14:23:24

Dilution ratio : 1.00000 to 1.00000 Tray :

Printed : 9/5/2013 17:33:43

[SAMPLE]

Position : TUBE68

Final concentrations

	Ag	Al	As	B	Ba	Be	Bi	Ca	Cd
#1	-0.00061	-0.05403	0.01058	-0.00303	0.05488	0.00011	-0.00393	26.55003	-0.00059
#2	-0.00014	-0.05417	0.00214	-0.00324	0.05508	0.00008	-0.00271	26.38291	-0.00010

Mean	-0.00038	-0.05410	0.00636	-0.00314	0.05498	0.00009	-0.00332	26.46647	-0.00034
%RSD	89.44924	0.18293	93.85888	4.73839	0.25542	24.59178	25.84505	0.44652	101.49048
	Co	Cr	Cu	Fe	K	Li	Mg	Mn	Mo
	ppm	ppm	ppm	ppm	ppm	ppm	ppm	ppm	ppm
#1	0.00357	-0.00050	-0.00248	0.06920	2.37646	0.00067	13.61830	0.11779	0.00183
#2	0.00357	-0.00002	-0.00307	0.06875	2.38438	0.00070	13.63735	0.11755	-0.00101
Mean	0.00357	-0.00026	-0.00277	0.06898	2.38042	0.00069	13.62782	0.11767	0.00041
%RSD	0.00909	128.17808	15.03949	0.45708	0.23544	2.38122	0.09881	0.14396	487.99385
	Na	Ni	P	Pb I	Pb II	S	Sb	Se I	Se II
	ppm	ppm	ppm	ppm	ppm	ppm	ppm	ppm	ppm
#1	4.27751	0.00059	0.00264	0.00207	-0.00394	4.71396	0.00053	0.00995	-0.00126
#2	4.29488	-0.00214	-0.00154	-0.00262	0.00076	4.77508	-0.00170	0.00035	0.00101
Mean	4.28620	-0.00078	0.00055	-0.00027	-0.00159	4.74452	-0.00058	0.00515	-0.00013
%RSD	0.28648	247.92407	537.45339	1220.03674	209.36055	0.91090	270.47552	131.80401	1267.96757
	Si	Sn	Sr	Ti	Tl	U	V	Zn	Zr
	ppm	ppm	ppm	ppm	ppm	ppm	ppm	ppm	ppm
#1	5.29839	-0.00167	0.18691	-0.00224	-0.00506	-0.01643	0.00011	0.00347	-0.00065
#2	5.30980	0.00976	0.18735	-0.00232	0.00818	-0.02682	0.00000	0.00276	-0.00067
Mean	5.30409	0.00404	0.18713	-0.00228	0.00156	-0.02163	0.00005	0.00312	-0.00066
%RSD	0.15214	199.68500	0.16806	2.66002	598.57509	33.97680	134.83280	16.03226	1.99558
	Pb	Se							
	calc	calc							
#1	-0.00194	0.00247							
#2	-0.00036	0.00079							
Mean	-0.00115	0.00163							
%RSD	96.91189	73.04863							

Method : Paragon2

File : 130905A

Printed : 9/5/2013 17:33:43

SampleId1 : 1308505-5

SampleId2 :

[SAMPLE]

Analysis commenced : 9/5/2013 14:24:57

Dilution ratio : 1.00000 to 1.00000 Tray :

Position : TUBE69

Final concentrations

	Ag	Al	As	B	Ba	Be	Bi	Ca	Cd
	ppm	ppm	ppm	ppm	ppm	ppm	ppm	ppm	ppm
#1	-0.00163	-0.05708	-0.00059	0.04228	0.05190	0.00008	0.00070	39.21483	-0.00120
#2	-0.00077	-0.06190	-0.00183	0.04259	0.05174	0.00004	-0.00368	39.16703	-0.00039
Mean	-0.00120	-0.05949	-0.00121	0.04244	0.05182	0.00006	-0.00149	39.19093	-0.00080
%RSD	50.80449	5.73057	72.37137	0.52552	0.21678	38.35880	208.07255	0.08624	72.62228
	Co	Cr	Cu	Fe	K	Li	Mg	Mn	Mo
	ppm	ppm	ppm	ppm	ppm	ppm	ppm	ppm	ppm
#1	-0.00044	-0.00081	-0.00284	-0.00226	2.73657	-0.00170	16.49632	0.02679	-0.00023
#2	-0.00093	-0.00076	-0.00236	-0.00226	2.73325	-0.00172	16.46543	0.02679	-0.00023
Mean	-0.00069	-0.00078	-0.00260	-0.00226	2.73491	-0.00171	16.48087	0.02679	-0.00023

%RSD	50.16348	4.27576	12.95978	0.00000	0.08599	0.81647	0.13255	0.00000	0.00000
	Na	Ni	P	Pb I	Pb II	S	Sb	Se I	Se II
	ppm	ppm	ppm	ppm	ppm	ppm	ppm	ppm	ppm
#1	6.48535	-0.00073	0.00473	-0.00321	-0.00069	5.82808	-0.00490	0.00551	0.00156
#2	6.48211	-0.00063	-0.00467	-0.00856	0.00124	5.86206	-0.00293	0.00667	0.00043
Mean	6.48373	-0.00068	0.00003	-0.00588	0.00028	5.84507	-0.00391	0.00609	0.00100
%RSD	0.03531	10.55274	24191.46856	64.26117	491.30268	0.41107	35.62301	13.53654	80.42938
	Sn	Sr	Ti	Tl	U	V	Zn	Zr	
	ppm	ppm	ppm	ppm	ppm	ppm	ppm	ppm	
#1	3.38640	0.00119	0.14179	-0.00212	-0.00447	-0.01026	-0.00027	-0.00077	-0.00034
#2	3.38640	0.00595	0.14142	-0.00216	0.00072	-0.01699	-0.00012	0.00135	-0.00046
Mean	3.38640	0.00357	0.14160	-0.00214	-0.00188	-0.01362	-0.00020	0.00029	-0.00040
%RSD	0.00005	94.30105	0.18775	1.62014	195.67906	34.89644	55.75491	516.71565	20.37298
	Pb	Se							
	calc	calc							
#1	-0.00153	0.00288							
#2	-0.00202	0.00251							
Mean	-0.00177	0.00269							
%RSD	19.59274	9.65513							

Method : Paragon2 File : 130905A Printed : 9/5/2013 17:33:43
SampleId1 : 1308401-1 10X **SampleId2 :**
Analysis commenced : 9/5/2013 14:26:40 **[SAMPLE]**
Dilution ratio : 1.00000 to 1.00000 Tray : Position : TUBE70

Final concentrations

	Al	Ag	As	B	Ba	Be	Bi	Ca	Cd
	ppm	ppm	ppm	ppm	ppm	ppm	ppm	ppm	ppm
#1	0.00021	-0.02979	-0.00208	0.35866	0.00135	0.00014	0.00165	46.98212	-0.00024
#2	-0.00119	-0.03473	-0.00307	0.35823	0.00131	0.00013	-0.00185	47.00085	-0.00054
Mean	-0.00049	-0.03226	-0.00258	0.35845	0.00133	0.00013	-0.00010	46.99148	-0.00039
%RSD	203.20431	10.83598	27.23495	0.08293	2.10803	5.84989	2421.35539	0.02820	54.36366
	Co	Cr	Cu	Fe	K	Li	Mg	Mn	Mo
	ppm	ppm	ppm	ppm	ppm	ppm	ppm	ppm	ppm
#1	0.00085	-0.00001	-0.00059	-0.00790	1.40578	0.13106	80.04151	0.06907	-0.00041
#2	0.00046	-0.00065	-0.00083	-0.00835	1.40885	0.13162	80.22326	0.06920	0.00019
Mean	0.00066	-0.00033	-0.00071	-0.00813	1.40731	0.13134	80.13238	0.06914	-0.00011
%RSD	42.01956	135.67199	23.53043	3.87665	0.15387	0.30026	0.16038	0.12961	397.45460
	Na	Ni	P	Pb I	Pb II	S	Sb	Se I	Se II
	ppm	ppm	ppm	ppm	ppm	ppm	ppm	ppm	ppm
#1	129.06562	0.01519	-0.05481	-0.00315	-0.00028	166.74251	0.00200	0.34999	0.32910
#2	129.10255	0.01679	-0.10389	-0.00381	-0.00009	167.21431	0.00126	0.34367	0.33122
Mean	129.08409	0.01599	-0.07935	-0.00348	-0.00018	166.97841	0.00163	0.34683	0.33016
%RSD	0.02023	7.07569	43.73644	13.35064	73.62847	0.19979	31.81582	1.28686	0.45505

ted: 9/5/2013 17:34:05 User: STEVE WORKMAN

	Si	Sn	Sr	Ti	Tl	U	V	Zn	Zr
	ppm	ppm	ppm	ppm	ppm	ppm	ppm	ppm	ppm
#1	0.52691	0.00394	1.21790	-0.00244	0.00235	0.02030	0.00014	0.00076	0.00088
#2	0.52492	-0.00237	1.22068	-0.00242	0.00754	0.01725	-0.00017	-0.00145	0.00058
Mean	0.52591	0.00079	1.21929	-0.00243	0.00495	0.01878	-0.00002	-0.00034	0.00073
%RSD	0.26845	566.13699	0.16136	0.77154	74.21906	11.50835	1322.58988	457.47219	28.50802

	Pb	Se
	calc	calc
#1	-0.00124	0.33605
#2	-0.00133	0.33537
Mean	-0.00128	0.33571
%RSD	5.01788	0.14421

Method : Paragon2 File : 130905A Printed : 9/5/2013 17:33:43

SampleId1 : CCV SampleId2 :

Analysis commenced : 9/5/2013 14:29:11

Dilution ratio : 1.00000 to 1.00000 Tray :

[CV]

Position : STD1

Final concentrations

	Ag	Al	As	B	Ba	Be	Bi	Ca	Cd
	ppm	ppm	ppm	ppm	ppm	ppm	ppm	ppm	ppm
#1	0.20793	48.33433	0.52094	1.01780	1.01606	0.47639	0.51539	51.43460	0.51528
#2	0.20823	48.45358	0.50802	1.00813	1.01671	0.47758	0.52404	51.55086	0.51369
Mean	0.20808	48.39395	0.51448	1.01297	1.01639	0.47698	0.51972	51.49273	0.51448
%RSD	0.10240	0.17423	1.77574	0.67449	0.04460	0.17632	1.17757	0.15964	0.21951

	Co	Cr	Cu	Fe	K	Li	Mg	Mn	Mo
	ppm	ppm	ppm	ppm	ppm	ppm	ppm	ppm	ppm
#1	0.49283	0.96559	1.02113	20.30536	50.91279	0.50202	48.71227	1.00260	0.99036
#2	0.49234	0.96665	1.02433	20.35629	50.88414	0.50217	48.74877	1.00452	0.98999
Mean	0.49259	0.96612	1.02273	20.33083	50.89846	0.50209	48.73052	1.00356	0.99018
%RSD	0.07029	0.07827	0.22075	0.17714	0.03980	0.01998	0.05296	0.13506	0.02592

	Na	Ni	P	Pb I	Pb II	S	Sb	Se I	Se II
	ppm	ppm	ppm	ppm	ppm	ppm	ppm	ppm	ppm
#1	51.49672	1.02323	4.76242	0.98478	0.97848	4.87016	0.52009	1.05160	0.97367
#2	51.46341	1.02652	4.77151	0.99100	0.99989	4.89054	0.52398	1.04671	0.98288
Mean	51.48007	1.02488	4.76696	0.98789	0.98919	4.88035	0.52204	1.04915	0.97828
%RSD	0.04576	0.22736	0.13474	0.44521	1.53048	0.29521	0.52783	0.32983	0.66570

	Si	Sn	Sr	Tl	V	Zn	Zr
	ppm	ppm	ppm	ppm	ppm	ppm	ppm
#1	4.65011	1.01304	0.51443	0.48357	0.49414	0.98477	0.99538
#2	4.65782	1.02920	0.51481	0.48481	0.49457	0.98846	0.99716
Mean	4.65397	1.02112	0.51462	0.48419	0.49435	0.98662	0.99627
%RSD	0.11713	1.11917	0.05205	0.18202	0.06119	0.26456	0.12592

Seer: STEVE WORKMAN

Pb

calc
#1 0.98058
#2 0.99693
Mean 0.98875
%RSD 1.16940

Method : Paragon2

File : 130905A

SampleId1 : CCB

SampleId2 :

Analysis commenced : 9/5/2013 14:30:49

Dilution ratio : 1.00000 to 1.00000 Tray :

Printed : 9/5/2013 17:33:44

[CB]

Position : STD2

Final concentrations

	Ag	Al	As	B	Ba	Be	Bi	Ca	Cd
	ppm	ppm	ppm	ppm	ppm	ppm	ppm	ppm	ppm
#1	-0.00062	0.00622	-0.00382	-0.00209	-0.00024	0.00022	0.00117	0.14121	-0.00042
#2	-0.00031	0.00018	0.00512	-0.00198	-0.00032	0.00015	0.00163	0.13919	-0.00054
Mean	-0.00047	0.00320	0.00065	-0.00203	-0.00028	0.00019	0.00140	0.14020	-0.00048
%RSD	47.85889	133.62680	973.52628	3.65508	20.32994	26.18102	23.47048	1.01821	17.16941
	Co	Cr	Cu	Fe	K	Li	Mg	Mn	Mo
	ppm	ppm	ppm	ppm	ppm	ppm	ppm	ppm	ppm
#1	-0.00062	-0.00081	-0.00307	0.00130	0.15141	-0.00218	0.08951	0.00016	-0.00041
#2	-0.00120	-0.00046	-0.00331	-0.00048	0.15498	-0.00219	0.08730	-0.00009	-0.00258
Mean	-0.00091	-0.00063	-0.00319	0.00041	0.15319	-0.00219	0.08840	0.00003	-0.00150
%RSD	45.59177	38.63508	5.22899	304.99929	1.64525	0.42685	1.76784	556.11888	102.73108
	Na	Ni	P	Pb I	Pb II	S	Sb	Se I	Se II
	ppm	ppm	ppm	ppm	ppm	ppm	ppm	ppm	ppm
#1	0.05904	-0.00188	-0.01825	-0.00009	-0.00095	-0.00507	0.00274	0.00340	0.00086
#2	0.05609	-0.00193	-0.01303	-0.00037	-0.00006	-0.00507	0.00199	0.01229	-0.00170
Mean	0.05757	-0.00190	-0.01564	-0.00023	-0.00051	-0.00507	0.00236	0.00785	-0.00042
%RSD	3.62997	1.80309	23.61068	85.24765	124.06348	0.00000	22.51818	80.12150	429.39183
	Si	Sn	Sr	Ti	Tl	U	V	Zn	Zr
	ppm	ppm	ppm	ppm	ppm	ppm	ppm	ppm	ppm
#1	-0.01238	0.00304	-0.00129	-0.00177	0.00225	-0.01271	0.00009	-0.00071	0.00127
#2	-0.01393	0.01386	-0.00132	-0.00191	0.00328	-0.01699	0.00009	0.00076	0.00119
Mean	-0.01315	0.00845	-0.00130	-0.00184	0.00276	-0.01485	0.00009	0.00003	0.00123
%RSD	8.30739	90.52399	1.85012	5.60398	26.45559	20.36902	0.03938	3896.48713	4.68526

Method : Paragon2

File : 130905A

Printed : 9/5/2013 17:33:44

SampleId1 : 1308401-2 10X SampleId2 :
Analysis commenced : 9/5/2013 14:32:26
Dilution ratio : 1.00000 to 1.00000 Tray :

[SAMPLE]
Position : TUBE1

Final concentrations

	Ag ppm	Al ppm	As ppm	B ppm	Ba ppm	Be ppm	Bi ppm	Ca ppm	Cd ppm
#1	-0.00125	-0.03177	0.00537	0.32282	0.00099	0.00021	0.00047	50.88212	0.00071
#2	-0.00095	-0.02622	0.00834	0.32009	0.00103	0.00017	0.00491	50.98425	0.00050
Mean	-0.00110	-0.02899	0.00685	0.32145	0.00101	0.00019	0.00269	50.93318	0.00060
%RSD	19.73073	13.53143	30.72754	0.60108	2.76824	13.46072	116.54135	0.14179	25.20621

	Co ppm	Cr ppm	Cu ppm	Fe ppm	K ppm	Li ppm	Mg ppm	Mn ppm	Mo ppm
#1	0.00066	-0.00034	-0.00142	0.03903	0.66060	0.05685	45.55179	0.11204	-0.00174
#2	0.00105	-0.00056	-0.00154	0.03993	0.66136	0.05662	45.57201	0.11217	-0.00065
Mean	0.00085	-0.00045	-0.00148	0.03948	0.66098	0.05673	45.56190	0.11210	-0.00119
%RSD	32.42687	34.52976	5.78955	1.59663	0.08179	0.28790	0.03137	0.07996	64.35034

	Na ppm	Ni ppm	P ppm	Pb I ppm	Pb II ppm	S ppm	Sb ppm	Se I ppm	Se II ppm
#1	38.87505	0.00428	-0.03340	-0.00554	-0.00172	94.73536	-0.00368	-0.00151	0.00596
#2	38.74151	0.00578	-0.05272	-0.00120	-0.00002	95.05879	-0.00071	0.01254	0.00497
Mean	38.80828	0.00503	-0.04306	-0.00337	-0.00087	94.89707	-0.00219	0.00551	0.00547
%RSD	0.24332	21.12116	31.72971	90.93592	138.33316	0.24099	95.50320	180.11146	12.83141

	Si ppm	Sn ppm	Sr ppm	Ti ppm	Tl ppm	U ppm	V ppm	Zn ppm	Zr ppm
#1	0.56615	-0.00507	0.94312	-0.00227	-0.00794	-0.00418	-0.00052	-0.00145	0.00143
#2	0.56861	-0.01048	0.93982	-0.00231	-0.00275	0.00376	0.00025	0.00224	0.00126
Mean	0.56738	-0.00778	0.94147	-0.00229	-0.00534	-0.00021	-0.00013	0.00040	0.00135
%RSD	0.30703	49.18546	0.24783	1.22763	68.78654	2691.56859	407.78017	659.24835	8.63447

	Pb calc	Se calc
#1	-0.00299	0.00347
#2	-0.00041	0.00749
Mean	-0.00170	0.00548
%RSD	107.08061	51.79480

Method : Paragon2 File : 130905A
SampleId1 : 1308401-3 10X SampleId2 :
Analysis commenced : 9/5/2013 14:33:58
Dilution ratio : 1.00000 to 1.00000 Tray :

Printed : 9/5/2013 17:33:44
[SAMPLE]
Position : TUBE2

Final concentrations

	Ag ppm	Al ppm	As ppm	B ppm	Ba ppm	Be ppm	Bi ppm	Ca ppm	Cd ppm
--	-----------	-----------	-----------	----------	-----------	-----------	-----------	-----------	-----------

#1	-0.00096	-0.02764	0.00810	0.34646	0.00131	0.00024	-0.00279	45.14973	-0.00053
#2	-0.00103	-0.02774	0.00313	0.34499	0.00127	0.00022	0.00141	44.94727	-0.00050
Mean	-0.00099	-0.02769	0.00561	0.34573	0.00129	0.00023	-0.00069	45.04850	-0.00052
%RSD	5.15740	0.23804	62.53529	0.30092	2.17280	5.73160	432.22324	0.31780	4.66351
#1	Co	Cr	Cu	Fe	K	Li	Mg	Mn	Mo
	ppm	ppm	ppm	ppm	ppm	ppm	ppm	ppm	ppm
#1	-0.00012	-0.00057	-0.00071	-0.00671	1.37388	0.12528	76.57477	0.06743	-0.00101
#2	0.00007	-0.00044	-0.00095	-0.00671	1.36955	0.12544	76.56051	0.06717	0.00044
Mean	-0.00003	-0.00050	-0.00083	-0.00671	1.37171	0.12536	76.56764	0.06730	-0.00029
%RSD	520.95289	18.72818	20.10461	0.00000	0.22363	0.08935	0.01317	0.26628	355.10086
#1	Na	Ni	P	Pb I	Pb II	S	Sb	Se I	Se II
	ppm	ppm	ppm	ppm	ppm	ppm	ppm	ppm	ppm
#1	124.37777	0.01650	-0.06265	-0.00367	-0.00022	160.04569	0.00076	0.34414	0.31663
#2	123.71748	0.01558	-0.08040	-0.00516	0.00030	159.80698	-0.00342	0.34905	0.32584
Mean	124.04762	0.01604	-0.07152	-0.00442	0.00004	159.92634	-0.00133	0.34659	0.32124
%RSD	0.37638	4.06156	17.55236	23.82659	890.65913	0.10555	222.85174	1.00048	2.02672
#1	Si	Sn	Sr	Ti	Tl	U	V	Zn	Zr
	ppm	ppm	ppm	ppm	ppm	ppm	ppm	ppm	ppm
#1	0.50137	-0.00507	1.16993	-0.00221	0.00235	0.01786	-0.00012	0.00224	0.00141
#2	0.49476	-0.00598	1.17154	-0.00227	0.00131	0.01113	-0.00085	0.00150	0.00120
Mean	0.49807	-0.00552	1.17074	-0.00224	0.00183	0.01450	-0.00048	0.00187	0.00130
%RSD	0.93804	11.54201	0.09694	2.09454	40.26339	32.79679	106.19354	27.87957	11.50973
#1	Pb	Se							
	calc	calc							
#1	-0.00137	0.32579							
#2	-0.00152	0.33357							
Mean	-0.00144	0.32968							
%RSD	7.58183	1.66745							

Method : Paragon2 File : 130905A Printed : 9/5/2013 17:33:44
SampleId1 : 1308401-4 10X SampleId2 : [SAMPLE]
Analysis commenced : 9/5/2013 14:35:30
Dilution ratio : 1.00000 to 1.00000 Tray : Position : TUBE3

Final concentrations

#1	Ag	Al	As	B	Ba	Be	Bi	Ca	Cd
	ppm	ppm	ppm	ppm	ppm	ppm	ppm	ppm	ppm
#1	-0.00117	-0.02696	-0.00010	0.32198	0.00091	0.00027	0.00187	50.24206	-0.00050
#2	-0.00117	-0.02954	0.00115	0.32166	0.00103	0.00019	0.00187	50.36030	-0.00009
Mean	-0.00117	-0.02825	0.00052	0.32182	0.00097	0.00023	0.00187	50.30118	-0.00030
%RSD	0.49651	6.46658	167.18542	0.06928	8.64307	27.29569	0.11001	0.16621	96.63319
#1	Co	Cr	Cu	Fe	K	Li	Mg	Mn	Mo
	ppm	ppm	ppm	ppm	ppm	ppm	ppm	ppm	ppm
#1	0.00046	-0.00068	-0.00201	0.05226	0.65627	0.05834	45.98853	0.12193	-0.00198

#2	0.00105	-0.00086	-0.00189	0.05181	0.66060	0.05817	46.00355	0.12205	-0.00113
Mean	0.00076	-0.00077	-0.00195	0.05203	0.65843	0.05826	45.99604	0.12199	-0.00156
%RSD	54.93484	16.43856	4.19772	0.60578	0.46526	0.20829	0.02310	0.07349	38.40121
#1	Na	Ni	P	Pb I	Pb II	S	Sb	Se I	Se II
	ppm	ppm	ppm	ppm	ppm	ppm	ppm	ppm	ppm
#1	40.38865	0.00462	-0.04176	-0.00454	0.00100	95.99347	-0.00294	0.00130	0.01036
#2	40.32125	0.00564	-0.06003	-0.00245	0.00131	96.05820	0.00096	0.00341	0.00766
Mean	40.35495	0.00513	-0.05090	-0.00350	0.00116	96.02583	-0.00195	0.00235	0.00901
%RSD	0.11809	14.03737	25.39395	42.12731	18.88405	0.04766	71.71505	63.50794	21.12980
#1	Si	Sn	Sr	Ti	Tl	U	V	Zn	Zr
	ppm	ppm	ppm	ppm	ppm	ppm	ppm	ppm	ppm
#1	0.56245	-0.00598	0.94364	-0.00236	0.00377	-0.01092	-0.00062	0.00076	0.00028
#2	0.56461	-0.00507	0.94180	-0.00244	-0.00038	-0.00052	0.00005	0.00003	0.00053
Mean	0.56353	-0.00552	0.94272	-0.00240	0.00169	-0.00572	-0.00029	0.00040	0.00040
%RSD	0.27030	11.54459	0.13809	2.34016	173.43755	128.47034	165.53407	131.85061	42.93338
	Pb	Se							
	calc	calc							
#1	-0.00084	0.00734							
#2	0.00006	0.00625							
Mean	-0.00039	0.00679							
%RSD	161.96711	11.37223							

Method : Paragon2

File : 130905A

Printed : 9/5/2013 17:33:44

SampleId1 : 1308536-1 10X

SampleId2 :

[SAMPLE]

Analysis commenced : 9/5/2013 14:38:12

Dilution ratio : 1.00000 to 1.00000 Tray : Position : TUBE4

Final concentrations

#1	Ag	Al	As	B	Ba	Be	Bi	Ca	Cd
	ppm	ppm	ppm	ppm	ppm	ppm	ppm	ppm	ppm
#1	-0.00047	-0.02756	0.00537	0.00485	0.00115	0.00026	-0.00070	100.32673	-0.00049
#2	-0.00070	-0.03301	0.00710	0.00496	0.00107	0.00019	-0.00280	100.43801	-0.00016
Mean	-0.00058	-0.03028	0.00623	0.00490	0.00111	0.00023	-0.00175	100.38237	-0.00032
%RSD	28.18688	12.72743	19.70864	1.51563	5.04292	22.18543	84.89818	0.07839	70.20451
#1	Co	Cr	Cu	Fe	K	Li	Mg	Mn	Mo
	ppm	ppm	ppm	ppm	ppm	ppm	ppm	ppm	ppm
#1	-0.00003	0.00001	-0.00272	-0.00775	1.95578	0.03414	10.73507	0.00269	-0.00234
#2	-0.00042	-0.00025	-0.00331	-0.00790	1.95067	0.03398	10.71776	0.00282	-0.00282
Mean	-0.00022	-0.00012	-0.00301	-0.00783	1.95323	0.03406	10.72641	0.00276	-0.00258
%RSD	124.69319	152.67597	13.90986	1.34124	0.18497	0.33571	0.11413	3.25046	13.22338
#1	Na	Ni	P	Pb I	Pb II	S	Sb	Se I	Se II
	ppm	ppm	ppm	ppm	ppm	ppm	ppm	ppm	ppm
#1	9.95129	-0.00052	-0.00206	-0.00002	-0.00247	90.70857	0.00297	-0.00128	-0.00623
#2	9.89659	-0.00105	-0.02243	-0.00495	-0.00196	90.60821	-0.00467	0.00223	-0.00297

Mean	9.92394	-0.00079	-0.01225	-0.00249	-0.00222	90.65839	-0.00085	0.00047	-0.00460
%RSD	0.38976	47.96470	117.61136	140.26883	16.13516	0.07828	637.00717	522.86067	50.08283
	Si	Sn	Sr	Ti	Tl	U	V	Zn	Zr
	ppm	ppm	ppm	ppm	ppm	ppm	ppm	ppm	ppm
#1	-0.00362	-0.00327	0.20944	-0.00248	-0.00217	-0.01393	-0.00002	0.00887	0.00109
#2	-0.00762	-0.00237	0.20851	-0.00255	-0.00217	-0.01454	-0.00028	0.00740	0.00068
Mean	-0.00562	-0.00282	0.20898	-0.00252	-0.00217	-0.01423	-0.00015	0.00813	0.00089
%RSD	50.32219	22.62542	0.31270	1.86279	0.01134	3.03653	125.80563	12.81430	32.61119
	Pb	Se							
	calc	calc							
#1	-0.00165	-0.00458							
#2	-0.00296	-0.00124							
Mean	-0.00231	-0.00291							
%RSD	40.00382	81.19229							

Method : Paragon2 File : 130905A
SampleId1 : 1308536-2 10X SampleId2 :
Analysis commenced : 9/5/2013 14:39:43
Dilution ratio : 1.00000 to 1.00000 Tray :
Printed : 9/5/2013 17:33:45
[SAMPLE]
Position : TUBE5

Final concentrations

	Ag	Al	As	B	Ba	Be	Bi	Ca	Cd
	ppm	ppm	ppm	ppm	ppm	ppm	ppm	ppm	ppm
#1	-0.00062	0.00840	0.01430	-0.00661	0.00103	0.00018	0.00047	58.95723	-0.00052
#2	-0.00022	0.00170	0.00189	-0.00619	0.00107	0.00016	0.00093	58.78604	-0.00066
Mean	-0.00042	0.00505	0.00810	-0.00640	0.00105	0.00017	0.00070	58.87164	-0.00059
%RSD	66.90601	93.76706	108.40328	4.64852	2.66395	11.64321	46.83246	0.20561	16.57441
	Co	Cr	Cu	Fe	K	Li	Mg	Mn	Mo
	ppm	ppm	ppm	ppm	ppm	ppm	ppm	ppm	ppm
#1	-0.00081	-0.00008	-0.00260	-0.00761	3.45728	-0.00223	3.91503	0.00092	-0.00186
#2	-0.00159	-0.00007	-0.00283	-0.00746	3.45087	-0.00225	3.90117	0.00105	-0.00125
Mean	-0.00120	-0.00007	-0.00272	-0.00753	3.45408	-0.00224	3.90810	0.00098	-0.00156
%RSD	46.08928	7.17751	6.09532	1.39414	0.13112	0.41678	0.25091	9.11894	27.42943
	Na	Ni	P	Pb I	Pb II	S	Sb	Se I	Se II
	ppm	ppm	ppm	ppm	ppm	ppm	ppm	ppm	ppm
#1	3.99999	-0.00193	-0.00467	-0.00211	-0.00164	50.37066	-0.00097	0.00083	-0.00085
#2	3.98666	-0.00091	-0.00990	-0.00245	-0.00157	50.41963	-0.00269	-0.00386	0.00213
Mean	3.99333	-0.00142	-0.00729	-0.00228	-0.00161	50.39514	-0.00183	-0.00152	0.00064
%RSD	0.23606	50.82494	50.69700	10.61374	3.10922	0.06870	66.59072	218.43803	327.98173
	Si	Sn	Sr	Ti	Tl	U	V	Zn	Zr
	ppm	ppm	ppm	ppm	ppm	ppm	ppm	ppm	ppm
#1	0.00315	-0.00688	0.05172	-0.00231	0.00484	-0.01331	-0.00022	-0.00366	0.00070
#2	0.00346	-0.01139	0.05159	-0.00228	0.00327	-0.02432	-0.00012	-0.00292	0.00042
Mean	0.00330	-0.00913	0.05165	-0.00230	0.00405	-0.01882	-0.00017	-0.00329	0.00056

%RSD	6.70900	34.91681	0.17125	0.81606	27.28930	41.34807	42.71932	15.84120	35.35506
	Pb		Se						
	calc	calc							
#1	-0.00180	-0.00029							
#2	-0.00187	0.00013							
Mean	-0.00183	-0.00008							
%RSD	2.57527	388.10888							

Method : Paragon2
File : 130905A
SampleId1 : IP130904-6MB
SampleId2 :
Analysis commenced : 9/5/2013 14:41:15
Dilution ratio : 1.00000 to 1.00000 Tray :

Printed : 9/5/2013 17:33:45
[SAMPLE]
Position : TUBE6

Final concentrations

	Ag	Al	As	B	Ba	Be	Bi	Ca	Cd
	ppm	ppm	ppm	ppm	ppm	ppm	ppm	ppm	ppm
#1	-0.00124	-0.03413	0.00164	-0.00902	-0.00059	0.00020	-0.00140	0.04512	-0.00054
#2	-0.00123	-0.03481	-0.00109	-0.00755	-0.00059	0.00021	0.00233	0.04068	0.00023
Mean	-0.00124	-0.03447	0.00028	-0.00829	-0.00059	0.00021	0.00047	0.04290	-0.00016
%RSD	0.40501	1.39686	697.75417	12.55555	0.00000	4.60576	567.44292	7.31921	343.76379

	Co	Cr	Cu	Fe	K	Li	Mg	Mn	Mo
	ppm	ppm	ppm	ppm	ppm	ppm	ppm	ppm	ppm
#1	-0.00140	-0.00042	-0.00284	-0.00879	0.13715	-0.00238	0.06520	-0.00009	-0.00101
#2	-0.00110	-0.00063	-0.00331	-0.00939	0.13283	-0.00237	0.06022	-0.00009	-0.00210
Mean	-0.00125	-0.00052	-0.00307	-0.00909	0.13499	-0.00238	0.06271	-0.00009	-0.00156
%RSD	16.54340	28.17265	10.86006	4.62003	2.26713	0.09819	5.60717	0.00000	49.37298

	Na	Ni	P	Pb I	Pb II	S	Sb	Se I	Se II
	ppm	ppm	ppm	ppm	ppm	ppm	ppm	ppm	ppm
#1	0.07569	-0.00197	-0.01616	0.00071	-0.00196	0.02201	-0.00121	0.00457	0.00114
#2	0.07538	-0.00386	-0.02661	-0.00363	-0.00050	0.00170	-0.00466	0.00175	0.00043
Mean	0.07554	-0.00292	-0.02139	-0.00146	-0.00123	0.01186	-0.00293	0.00316	0.00078
%RSD	0.29133	45.79675	34.53556	210.58329	83.95173	121.11509	83.23220	62.93238	63.97004

	Si	Sn	Sr	Ti	Tl	U	V	Zn	Zr
	ppm	ppm	ppm	ppm	ppm	ppm	ppm	ppm	ppm
#1	-0.01207	-0.00056	-0.00254	-0.00219	0.00483	-0.01637	-0.00043	-0.00145	0.00039
#2	-0.01500	-0.00598	-0.00255	-0.00197	-0.00686	-0.02615	-0.00059	0.00224	0.00032
Mean	-0.01354	-0.00327	-0.00254	-0.00208	-0.00101	-0.02126	-0.00051	0.00040	0.00036
%RSD	15.27306	117.00796	0.31615	7.66647	815.22596	32.52715	21.63744	659.24835	12.92887

	Pb	Se		
	calc	calc		
#1	-0.00107	0.00228		
#2	-0.00154	0.00087		
Mean	-0.00131	0.00158		
%RSD	25.46204	63.27646		

ted: 9/5/2013 17:34:05 **User: STEVE WORKMAN**
 Method : Paragon2 File : 130905A
SampleId1 : IP130904-6LCS **SampleId2 :**
Analysis commenced : 9/5/2013 14:42:46
 Dilution ratio : 1.00000 to 1.00000 Tray :

Printed : 9/5/2013 17:33:45
[SAMPLE]
 Position : TUBE7

Final concentrations

	Ag ppm	Al ppm	As ppm	B ppm	Ba ppm	Be ppm	Bi ppm	Cd ppm
#1	0.10421	2.02842	1.09295	1.08669	1.11387	0.05181	-0.00399	0.05391
#2	0.10592	2.03489	1.10588	1.08890	1.11094	0.05195	0.00022	0.05393
Mean	0.10507	2.03166	1.09941	1.08779	1.11240	0.05188	-0.00189	0.05392
%RSD	1.15392	0.22488	0.83184	0.14336	0.18608	0.18646	157.57442	0.03014

	Co ppm	Cr ppm	Cu ppm	Fe ppm	K ppm	Li ppm	Mg ppm	Mn ppm	Mo ppm
#1	0.51595	0.20810	0.27640	1.00283	40.74484	0.52689	41.01079	0.53257	1.03706
#2	0.51819	0.20977	0.27592	1.00838	40.66387	0.52572	41.12294	0.53562	1.04457
Mean	0.51707	0.20894	0.27616	1.00560	40.70435	0.52631	41.06686	0.53410	1.04082
%RSD	0.30599	0.56650	0.12117	0.39063	0.14067	0.15606	0.19311	0.40434	0.50971

	Na ppm	Ni ppm	P ppm	Pb I ppm	Pb II ppm	S ppm	Sb ppm	Se I ppm	Se II ppm
#1	42.42990	0.54211	-0.01251	0.52133	0.52028	-0.01861	0.55016	2.25514	2.08912
#2	42.44316	0.54502	-0.00624	0.52391	0.53311	-0.02538	0.54556	2.27766	2.15220
Mean	42.43653	0.54356	-0.00937	0.52262	0.52670	-0.02199	0.54786	2.26640	2.12066
%RSD	0.02209	0.37832	47.27742	0.34893	1.72294	21.76698	0.59313	0.70236	2.10347

	Si ppm	Sn ppm	Sr ppm	Ti ppm	Tl ppm	U ppm	V ppm	Zn ppm	Zr ppm
#1	1.15959	0.53571	0.54487	0.50452	2.29800	-0.02203	0.52887	0.52059	0.00219
#2	1.16963	0.53481	0.54415	0.50572	2.31906	-0.02509	0.53058	0.52133	0.00168
Mean	1.16461	0.53526	0.54451	0.50512	2.30853	-0.02356	0.52973	0.52096	0.00194
%RSD	0.60927	0.11905	0.09398	0.16891	0.64498	9.18427	0.22835	0.10013	18.63555

	Pb calc	Se calc
#1	0.52063	2.14440
#2	0.53005	2.19398
Mean	0.52534	2.16919
%RSD	1.26777	1.61599

Method : Paragon2 File : 130905A
SampleId1 : 1308412-1 **SampleId2 :**
Analysis commenced : 9/5/2013 14:44:17
 Dilution ratio : 1.00000 to 1.00000 Tray :

Printed : 9/5/2013 17:33:45
[SAMPLE]
 Position : TUBE8

Final concentrations

	Ag	Al	As	B	Ba	Be	Bi	Ca	Cd
	ppm	ppm	ppm	ppm	ppm	ppm	ppm	ppm	ppm
#1	-0.00030	-0.03795	0.00263	1.15285	0.00949	0.00057	0.00513	534.71802	-0.00033
#2	-0.00067	-0.03444	0.00288	1.15128	0.00949	0.00053	-0.00071	533.31758	0.00000
Mean	-0.00049	-0.03619	0.00276	1.15206	0.00949	0.00055	0.00221	534.01780	-0.00016
%RSD	54.05162	6.84745	6.36190	0.09668	0.00000	5.59699	186.75606	0.18544	145.50277

	Co	Cr	Cu	Fe	K	Li	Mg	Mn	Mo
	ppm	ppm	ppm	ppm	ppm	ppm	ppm	ppm	ppm
#1	0.00790	-0.00068	-0.00284	0.30850	32.01087	0.75288	265.84414	4.10012	0.00007
#2	0.00869	-0.00027	-0.00295	0.30715	31.98094	0.75180	265.57868	4.09880	-0.00029
Mean	0.00829	-0.00047	-0.00289	0.30782	31.99590	0.75234	265.71141	4.09946	-0.00011
%RSD	6.66635	59.67524	2.74918	0.30806	0.06614	0.10204	0.07064	0.02264	238.47264

	Na	Ni	P	Pb I	Pb II	S	Sb	Se I	Se II
	ppm	ppm	ppm	ppm	ppm	ppm	ppm	ppm	ppm
#1	294.53515	0.06153	0.01779	-0.00075	0.00136	613.95363	-0.00095	0.01369	0.01054
#2	292.97499	0.06163	0.01936	-0.00404	0.00087	614.15471	-0.00317	0.00432	0.00033
Mean	293.75507	0.06158	0.01857	-0.00240	0.00112	614.05417	-0.00206	0.00901	0.00543
%RSD	0.37555	0.11133	5.96699	97.23150	31.01438	0.02316	76.05510	73.57342	132.72966

	Si	Sn	Sr	Ti	Tl	U	V	Zn	Zr
	ppm	ppm	ppm	ppm	ppm	ppm	ppm	ppm	ppm
#1	5.67452	-0.00237	4.55522	-0.00364	0.01961	-0.01600	0.00037	0.00519	-0.00068
#2	5.67020	-0.00237	4.55370	-0.00373	0.00245	-0.03801	-0.00046	0.00445	-0.00106
Mean	5.67236	-0.00237	4.55446	-0.00368	0.01103	-0.02700	-0.00004	0.00482	-0.00087
%RSD	0.05381	0.00323	0.02364	1.78178	109.97780	57.61992	1350.26842	10.81821	30.52008

	Pb	Se
	calc	calc
#1	0.00066	0.01159
#2	-0.00076	0.00166
Mean	-0.00005	0.00662
%RSD	1915.42603	105.94357

Method : Paragon2
File : 130905A
SampleId1 : 1308412-2
SampleId2 :
Analysis commenced : 9/5/2013 14:45:49
Dilution ratio : 1.00000 to 1.00000
Tray :
Position : TUBE9

Printed : 9/5/2013 17:33:45
[SAMPLE]
Position : TUBE9

Final concentrations

	Ag	Al	As	B	Ba	Be	Bi	Ca	Cd
	ppm	ppm	ppm	ppm	ppm	ppm	ppm	ppm	ppm
#1	0.00008	-0.02475	0.00983	0.55642	0.02188	0.00060	0.00467	519.84136	-0.00010
#2	-0.00085	-0.03514	-0.00953	0.55400	0.02192	0.00055	0.00140	524.42810	-0.00002
Mean	-0.00038	-0.02994	0.00015	0.55521	0.02190	0.00057	0.00303	522.13473	-0.00006
%RSD	171.45243	24.55146	8967.09480	0.30778	0.12822	5.53773	76.20182	0.62116	90.27305

	Co	Cr	Cu	Fe	K	Li	Mg	Mn	Mo
--	----	----	----	----	---	----	----	----	----

#1	ppm	ppm	ppm	ppm	ppm	ppm	ppm	ppm	ppm
#2	0.00411	0.00078	-0.00284	0.37647	19.27276	0.23541	104.73763	4.49533	0.00007
Mean	0.00406	0.00065	-0.00284	0.37722	19.06736	0.23274	104.69686	4.52075	-0.00101
%RSD	1.69098	12.49705	-0.00284	0.37684	19.17006	0.23408	104.71725	4.50804	-0.00047
			0.02569	0.13991	0.75763	0.80847	0.02753	0.39872	163.61714

	Na	Ni	P	Pb I	Pb II	S	Sb	Se I	Se II
#1	ppm	ppm	ppm	ppm	ppm	ppm	ppm	ppm	ppm
#2	158.49143	0.02042	0.03973	-0.00228	-0.00055	401.77047	0.00101	-0.00151	-0.00079
Mean	157.79731	0.01921	0.04600	-0.00148	-0.00187	403.41681	-0.00146	0.00013	-0.00022
%RSD	158.14437	0.01982	0.04286	-0.00188	-0.00121	402.59364	-0.00022	-0.00069	-0.00051
	0.31036	4.32444	10.34235	30.03892	77.56854	0.28916	783.51370	167.04058	79.18163

	Si	Sn	Sr	Ti	Tl	U	V	Zn	Zr
#1	ppm	ppm	ppm	ppm	ppm	ppm	ppm	ppm	ppm
#2	5.91981	-0.00056	3.44987	-0.00349	0.01685	-0.00750	-0.00013	0.00592	-0.00048
Mean	5.90839	-0.00146	3.43280	-0.00376	0.01559	-0.01116	-0.00018	0.00150	-0.00066
%RSD	5.91410	-0.00101	3.44134	-0.00362	0.01622	-0.00933	-0.00015	0.00371	-0.00057
	0.13663	62.88101	0.35063	5.17463	5.51512	27.80093	23.72209	84.24150	22.01693

	Pb	Se
#1	calc	calc
#2	-0.00112	-0.00103
Mean	-0.00174	-0.00011
%RSD	-0.00143	-0.00057
	30.52086	114.83281

Method : Paragon2
SampleId1 : 1308412-3
Analysis commenced : 9/5/2013 14:47:20
Dilution ratio : 1.00000 to 1.00000

File : 130905A
SampleId2 :
Tray :
Position : TUBE10

Printed : 9/5/2013 17:33:45

[SAMPLE]

Final concentrations

#1	Ag	Al	As	B	Ba	Be	Bi	Ca	Cd
#2	ppm	ppm	ppm	ppm	ppm	ppm	ppm	ppm	ppm
Mean	0.00093	-0.02489	0.00959	0.78398	0.03542	0.00057	0.00315	373.34431	-0.00078
%RSD	81.66143	2.23755	62.26067	0.22740	0.47569	2.23851	26.27971	0.16860	17.87880

#1	Co	Cr	Cu	Fe	K	Li	Mg	Mn	Mo
#2	ppm	ppm	ppm	ppm	ppm	ppm	ppm	ppm	ppm
Mean	0.01102	0.00071	-0.00326	13.58427	25.02180	0.31474	170.35924	5.89260	-0.00035
%RSD	3.13690	28.79717	2.68825	0.07931	0.40803	0.42333	0.12616	0.00799	269.18363

#1	Na	Ni	P	Pb I	Pb II	S	Sb	Se I	Se II
#2	ppm	ppm	ppm	ppm	ppm	ppm	ppm	ppm	ppm
Mean	0.01126	0.00085	-0.00332	13.57665	24.94961	0.31380	170.20726	5.89227	0.00032
%RSD	0.01077	0.00056	-0.00319	13.59188	25.09400	0.31569	170.51122	5.89293	-0.00101

#1	230.04237	0.01495	0.06585	0.00447	-0.00637	428.91601	0.00101	0.00599	-0.00423
#2	229.85639	0.01432	0.03921	0.00034	0.00110	429.11141	-0.00072	0.00060	-0.00097
Mean	229.94938	0.01463	0.05253	0.00240	-0.00264	429.01371	0.00015	0.00329	-0.00260
%RSD	0.05719	3.04601	35.86858	121.45980	200.42648	0.03221	830.40291	115.84110	88.81859

	Si	Sn	Sr	Ti	Tl	U	V	Zn	Zr
	ppm	ppm	ppm	ppm	ppm	ppm	ppm	ppm	ppm
#1	6.80160	-0.00147	3.36125	-0.00315	0.01016	0.01054	0.00040	0.00371	-0.00012
#2	6.80531	-0.00688	3.36037	-0.00324	0.01173	-0.00781	-0.00110	0.00519	-0.00057
Mean	6.80346	-0.00417	3.36081	-0.00319	0.01095	0.00136	-0.00035	0.00445	-0.00034
%RSD	0.03854	91.73758	0.01861	2.05557	10.13346	952.36051	301.76808	23.42859	91.13628

	Pb	Se
	calc	calc
#1	-0.00276	-0.00083
#2	0.00085	-0.00045
Mean	-0.00096	-0.00064
%RSD	266.39333	42.22178

Method : Paragon2
SampleId1 : CCV
SampleId2 :
Analysis commenced : 9/5/2013 14:48:56
Dilution ratio : 1.00000 to 1.00000
Tray :
Printed : 9/5/2013 17:33:46
[CV]
Position : STD1

Final concentrations

	Ag	Al	As	B	Ba	Be	Bi	Ca	Cd
	ppm	ppm	ppm	ppm	ppm	ppm	ppm	ppm	ppm
#1	0.20757	48.01076	0.51721	1.01496	1.01895	0.46661	0.52405	50.53200	0.51368
#2	0.20780	47.75898	0.50976	1.00981	1.01711	0.47162	0.52146	51.10481	0.51384
Mean	0.20769	47.88487	0.51349	1.01239	1.01803	0.46912	0.52276	50.81841	0.51376
%RSD	0.07881	0.37179	1.02644	0.35944	0.12802	0.75560	0.35004	0.79702	0.02249

	Co	Cr	Cu	Fe	K	Li	Mg	Mn	Mo
	ppm	ppm	ppm	ppm	ppm	ppm	ppm	ppm	ppm
#1	0.48563	0.94870	1.03356	19.95991	51.26808	0.50618	48.51534	0.98343	0.98830
#2	0.48982	0.95746	1.02646	20.14573	50.76177	0.50068	48.50781	0.99404	0.99254
Mean	0.48773	0.95308	1.03001	20.05282	51.01493	0.50343	48.51157	0.98874	0.99042
%RSD	0.60706	0.64945	0.48692	0.65523	0.70178	0.77220	0.01097	0.75842	0.30235

	Na	Ni	P	Pb	Pb	S	Sb	Se	I
	ppm	ppm	ppm	ppm	ppm	ppm	ppm	ppm	ppm
#1	51.36690	1.02168	4.77845	0.98216	0.95436	4.95166	0.51623	1.04600	0.96442
#2	51.04687	1.02914	4.76990	0.98549	0.98029	4.96525	0.51744	1.04646	0.98795
Mean	51.20688	1.02541	4.77418	0.98383	0.96733	4.95846	0.51684	1.04623	0.97618
%RSD	0.44192	0.51464	0.12663	0.23958	1.89553	0.19372	0.16616	0.03090	1.70435

	Si	Sn	Sr	Ti	Tl	U	V	Zn	Zr
	ppm	ppm	ppm	ppm	ppm	ppm	ppm	ppm	ppm
#1	4.60029	1.01574	0.51357	0.47470	0.52989	4.73710	0.48969	0.93605	0.98795

#2	4.60154	1.02023	0.51263	0.47764	0.50972	4.72168	0.49150	0.97222	0.99104
Mean	4.60091	1.01798	0.51310	0.47617	0.51981	4.72939	0.49059	0.95413	0.98950
%RSD	0.01926	0.31163	0.12973	0.43713	2.74435	0.23046	0.26183	2.68076	0.22116
	Pb	Se							
	calc	calc							
#1	0.96362	0.99159							
#2	0.98202	1.00743							
Mean	0.97282	0.99951							
%RSD	1.33786	1.12104							

Method : Paragon2 File : 130905A
SampleId1 : CCB SampleId2 :
Analysis commenced : 9/5/2013 14:50:34
Dilution ratio : 1.00000 to 1.00000 Tray :

Printed : 9/5/2013 17:33:46
[CB]

Position : STD2

Final concentrations

#1	Ag	Al	As	B	Ba	Be	Bi	Ca	Cd
#2	ppm	ppm	ppm	ppm	ppm	ppm	ppm	ppm	ppm
Mean	-0.00039	0.00941	-0.00432	-0.00219	-0.00008	0.00035	-0.00374	0.16302	-0.00017
%RSD	-0.00023	0.01376	0.00909	-0.00146	-0.00032	0.00034	0.00047	0.15736	-0.00018
	-0.00031	0.01159	0.00239	-0.00182	-0.00020	0.00034	-0.00164	0.16019	-0.00017
	36.30048	26.51445	397.13206	28.53557	85.60091	1.97049	181.65697	2.49534	3.35814
#1	Co	Cr	Cu	Fe	K	Li	Mg	Mn	Mo
#2	ppm	ppm	ppm	ppm	ppm	ppm	ppm	ppm	ppm
Mean	-0.00130	0.00044	-0.00307	0.00220	0.13817	-0.00221	0.09503	0.00041	-0.00150
%RSD	-0.00071	-0.00046	-0.00343	0.00026	0.12493	-0.00225	0.09338	0.00029	-0.00041
	-0.00101	-0.00001	-0.00325	0.00123	0.13155	-0.00223	0.09421	0.00035	-0.00095
	41.15790	7166.84703	7.73834	110.99209	7.11587	1.15209	1.24423	25.67287	80.66317
#1	Na	Ni	P	Pb I	Pb II	S	Sb	Se I	Se II
#2	ppm	ppm	ppm	ppm	ppm	ppm	ppm	ppm	ppm
Mean	0.07175	-0.00294	-0.01094	0.00130	-0.00006	0.02201	0.00150	0.00316	0.00355
%RSD	0.06802	-0.00260	-0.01930	-0.00068	0.00171	-0.00507	-0.00268	0.00831	0.00142
	0.06988	-0.00277	-0.01512	0.00031	0.00083	0.00847	-0.00059	0.00574	0.00248
	3.77823	8.65092	39.08223	454.82354	151.74336	226.00321	498.54260	63.44474	60.48962
#1	Si	Sn	Sr	Ti	Tl	U	V	Zn	Zr
#2	ppm	ppm	ppm	ppm	ppm	ppm	ppm	ppm	ppm
Mean	-0.01561	0.00394	-0.00112	-0.00174	0.00043	-0.01821	0.00004	-0.00145	0.00129
%RSD	-0.01530	0.00485	-0.00118	-0.00177	0.00510	-0.01882	0.00004	0.00076	0.00100
	-0.01546	0.00439	-0.00115	-0.00175	0.00276	-0.01852	0.00004	-0.00034	0.00114
	1.42834	14.50972	4.19407	1.06897	119.55765	2.32854	3.23150	457.47219	18.25952
#1	Pb	Se							
#2	calc	calc							
Mean	0.00039	0.00342							
%RSD	0.00091	0.00372							

Mean 0.00065 0.00357er: STEVE WORKMAN
%RSD 56.64786 5.87331

Method : Paragon2 File : 130905A
SampleId1 : 1308412-4 SampleId2 :
Analysis commenced : 9/5/2013 14:52:11
Dilution ratio : 1.00000 to 1.00000 Tray :

Printed : 9/5/2013 17:33:46
[SAMPLE]
Position : TUBE11

Final concentrations

	Ag ppm	Al ppm	As ppm	B ppm	Ba ppm	Be ppm	Bi ppm	Ca ppm	Cd ppm
#1	0.00080	1.86768	-0.00481	1.03282	0.00187	0.00198	0.00421	233.37896	0.00081
#2	0.00089	1.84957	-0.00357	1.04017	0.00187	0.00191	-0.00162	236.50419	0.00097
Mean	0.00084	1.85863	-0.00419	1.03649	0.00187	0.00194	0.00129	234.94157	0.00089
%RSD	6.95752	0.68903	20.93850	0.50154	0.00000	2.42985	318.90619	0.94060	12.62111
	Co ppm	Cr ppm	Cu ppm	Fe ppm	K ppm	Li ppm	Mg ppm	Mn ppm	Mo ppm
#1	0.17212	-0.00064	-0.00535	104.93218	11.36673	0.37405	77.46439	12.25831	-0.00464
#2	0.17408	0.00022	-0.00523	106.20792	11.26457	0.37113	77.59697	12.38380	-0.00113
Mean	0.17310	-0.00021	-0.00529	105.57005	11.31565	0.37259	77.53068	12.32105	-0.00289
%RSD	0.79786	295.41458	1.61098	0.85449	0.63842	0.55426	0.12092	0.72021	85.83697

	Na ppm	Ni ppm	P ppm	Pb I ppm	Pb II ppm	S ppm	Sb ppm	Se I ppm	Se II ppm
#1	211.23189	0.31638	0.01361	0.00768	-0.00190	362.31522	0.00444	0.00578	-0.00110
#2	210.00743	0.31633	0.00943	0.00388	-0.00232	365.47765	0.00051	0.00765	-0.00006
Mean	210.61966	0.31635	0.01152	0.00578	-0.00211	363.89644	0.00248	0.00671	-0.00058
%RSD	0.41108	0.01083	25.65244	46.46994	14.11378	0.61451	112.06188	19.67386	127.26416

	Si ppm	Sn ppm	Sr ppm	Ti ppm	Tl ppm	U ppm	V ppm	Zn ppm	Zr ppm
#1	9.58458	0.00034	0.60116	-0.00279	0.03594	0.05504	-0.00089	0.73234	0.00318
#2	9.58722	-0.00958	0.60111	-0.00263	0.01350	0.04857	-0.00156	0.74710	0.00302
Mean	9.58590	-0.00462	0.60113	-0.00271	0.02472	0.05181	-0.00122	0.73972	0.00310
%RSD	0.01952	151.76260	0.00541	4.15340	64.18716	8.83896	38.83416	1.41083	3.75226

	Pb calc	Se calc
#1	0.00129	0.00119
#2	-0.00026	0.00251
Mean	0.00051	0.00185
%RSD	212.28253	50.22257

Method : Paragon2 File : 130905A
SampleId1 : 1308412-5 SampleId2 :
Analysis commenced : 9/5/2013 14:53:43
Dilution ratio : 1.00000 to 1.00000 Tray :

Printed : 9/5/2013 17:33:46
[SAMPLE]
Position : TUBE12

	Ag	Al	As	B	Ba	Be	Bi	Ca	Cd
	ppm	ppm	ppm	ppm	ppm	ppm	ppm	ppm	ppm
#1	0.01698	0.12340	-0.00183	1.14193	0.01287	0.00113	0.00934	457.26442	-0.00097
#2	0.01520	0.12602	0.00164	1.13741	0.01283	0.00115	0.00069	451.82060	-0.00160
Mean	0.01609	0.12471	-0.00010	1.13967	0.01285	0.00114	0.00502	454.54251	-0.00128
%RSD	7.83532	1.48216	2569.61989	0.28017	0.21856	1.78892	121.84897	0.84687	35.05450

	Co	Cr	Cu	Fe	K	Li	Mg	Mn	Mo
	ppm	ppm	ppm	ppm	ppm	ppm	ppm	ppm	ppm
#1	2.73187	0.01398	-0.00379	5.32743	20.30668	4.12297	129.07784	82.81206	-0.00005
#2	2.71820	0.01133	-0.00378	5.30608	20.52389	4.15750	129.19209	81.74472	-0.00150
Mean	2.72504	0.01266	-0.00378	5.31676	20.41528	4.14024	129.13497	82.27839	-0.00077
%RSD	0.35460	14.81269	0.04806	0.28391	0.75234	0.58970	0.06256	0.91728	132.79946

	Na	Ni	P	Pb I	Pb II	S	Sb	Se I	Se II
	ppm	ppm	ppm	ppm	ppm	ppm	ppm	ppm	ppm
#1	280.74091	2.32463	0.05279	0.01102	0.00448	510.55106	0.00195	0.02352	0.01496
#2	279.79969	2.29993	0.00682	0.00533	0.01101	507.84657	-0.00322	0.02516	0.02105
Mean	280.27030	2.31228	0.02980	0.00817	0.00775	509.19882	-0.00063	0.02434	0.01800
%RSD	0.23747	0.75544	109.07009	49.27136	59.55182	0.37556	577.35334	4.74263	23.91617

	Si	Sn	Sr	Ti	Tl	U	V	Zn	Zr
	ppm	ppm	ppm	ppm	ppm	ppm	ppm	ppm	ppm
#1	3.87786	-0.00868	1.86779	-0.00345	0.05213	-0.01311	-0.00641	0.14081	0.00045
#2	3.87893	-0.00688	1.87530	-0.00346	0.04076	-0.02226	-0.00787	0.14376	0.00003
Mean	3.87840	-0.00778	1.87155	-0.00346	0.04644	-0.01769	-0.00714	0.14229	0.00024
%RSD	0.01962	16.39832	0.28373	0.27113	17.30703	36.58824	14.44666	1.46541	125.66988

	Pb	Se
	calc	calc
#1	0.00666	0.01781
#2	0.00911	0.02242
Mean	0.00789	0.02011
%RSD	22.00083	16.19007

Method : Paragon2 File : 130905A
SampleId1 : 1308412-6 SampleId2 :
Analysis commenced : 9/5/2013 14:55:15
Dilution ratio : 1.00000 to 1.00000 Tray :
Position : TUBE13

Printed : 9/5/2013 17:33:46
[SAMPLE]

Final concentrations

	Ag	Al	As	B	Ba	Be	Bi	Ca	Cd
	ppm	ppm	ppm	ppm	ppm	ppm	ppm	ppm	ppm
#1	0.00051	-0.01262	0.01579	1.30637	0.02005	0.00083	0.00024	562.96304	-0.00050
#2	0.00037	-0.01795	0.00115	1.31550	0.01997	0.00078	-0.00350	569.77130	-0.00026
Mean	0.00044	-0.01528	0.00847	1.31093	0.02001	0.00081	-0.00163	566.36717	-0.00038
%RSD	21.58925	24.65718	122.29137	0.49271	0.28060	4.60996	162.31888	0.85001	44.37033

ted: 9/5/2013 17:34:05 User: STEVE WORKMAN

	Co	Cr	Cu	Fe	K	Li	Mg	Mn	Mo
#1	0.00235	0.00036	-0.00451	24.50267	39.20185	1.23588	317.98066	7.46892	0.00164
#2	0.00264	0.00025	-0.00427	24.68690	38.94293	1.22794	319.12295	7.52601	0.00152
Mean	0.00249	0.00030	-0.00439	24.59478	39.07239	1.23191	318.55181	7.49746	0.00158
%RSD	8.29984	25.13975	3.95811	0.52966	0.46858	0.45536	0.25356	0.53843	5.39347

	Na	Ni	P	Pb I	Pb II	S	Sb	Se I	Se II
#1	317.26522	0.00549	0.10139	0.00014	-0.00411	584.65541	0.00447	0.00460	-0.00233
#2	318.63880	0.00467	0.01570	-0.00020	-0.00265	590.16699	-0.00538	-0.00267	-0.00046
Mean	317.95201	0.00508	0.05854	-0.00003	-0.00338	587.41120	-0.00046	0.00097	-0.00140
%RSD	0.30548	11.47203	103.49896	859.01552	30.55774	0.66347	1526.26767	532.44245	94.57536

	Si	Sn	Sr	Ti	Tl	U	V	Zn	Zr
#1	5.55395	-0.00056	5.78573	-0.00381	0.00760	0.04009	-0.00056	-0.00292	0.00136
#2	5.56353	-0.00417	5.77995	-0.00370	0.00395	0.00999	-0.00124	-0.00145	0.00134
Mean	5.55874	-0.00237	5.78284	-0.00376	0.00577	0.02504	-0.00090	-0.00218	0.00135
%RSD	0.12185	107.79615	0.07077	1.99679	44.62740	84.97378	53.26469	47.71766	0.95468

	Pb	Se
	calc	calc
#1	-0.00269	-0.00002
#2	-0.00183	-0.00120
Mean	-0.00226	-0.00061
%RSD	26.88358	135.96778

Method : Paragon2 File : 130905A
SampleId1 : 1308412-7 SampleId2 :
Analysis commenced : 9/5/2013 14:56:46
Dilution ratio : 1.00000 to 1.00000 Tray :

Printed : 9/5/2013 17:33:47

[SAMPLE]

Position : TUBE14

Final concentrations

	Ag	Al	As	B	Ba	Be	Bi	Ca	Cd
#1	0.00098	-0.01535	0.00859	1.36600	0.02124	0.00084	0.00024	593.67679	0.00013
#2	0.00075	-0.01609	0.01256	1.37230	0.02132	0.00085	0.00117	597.68767	-0.00104
Mean	0.00087	-0.01572	0.01058	1.36915	0.02128	0.00084	0.00071	595.68223	-0.00045
%RSD	18.23668	3.30549	26.54906	0.32534	0.26385	0.29432	92.99218	0.47611	182.94867

	Co	Cr	Cu	Fe	K	Li	Mg	Mn	Mo
#1	0.00303	0.00083	-0.00368	25.60908	41.07872	1.28399	333.48396	7.63500	0.00128
#2	0.00157	0.00024	-0.00368	25.74530	41.13484	1.28636	334.95101	7.67837	-0.00089
Mean	0.00230	0.00054	-0.00368	25.67719	41.10678	1.28518	334.21749	7.65669	0.00019
%RSD	45.04928	77.98083	0.07318	0.37512	0.09654	0.13036	0.31038	0.40061	790.32625

	Na	Ni	P	Pb I	Pb II	S	Sb	Se I	Se II
	ppm	ppm	ppm	ppm	ppm	ppm	ppm	ppm	ppm
#1	320.01149	0.00627	0.08205	0.00290	-0.00585	603.76358	0.00274	0.01185	-0.00359
#2	321.54556	0.00559	-0.01199	0.00373	0.00041	605.43952	0.00372	0.00600	0.00111
Mean	320.77853	0.00593	0.03503	0.00332	-0.00272	604.60155	0.00323	0.00893	-0.00124
%RSD	0.33816	8.09552	189.80726	17.72377	162.83194	0.19601	21.34493	46.40680	268.16362

	Si	Sn	Sr	Ti	Tl	U	V	Zn	Zr
	ppm	ppm	ppm	ppm	ppm	ppm	ppm	ppm	ppm
#1	5.80942	-0.00056	6.04187	-0.00405	0.00845	0.03863	-0.00107	0.00003	0.00136
#2	5.83736	-0.00056	6.04778	-0.00380	-0.00071	0.02508	-0.00099	-0.00292	0.00109
Mean	5.82339	-0.00056	6.04482	-0.00392	0.00387	0.03185	-0.00103	-0.00145	0.00122
%RSD	0.33923	0.03684	0.06919	4.54197	167.27718	30.08164	5.79527	144.03516	15.46262

	Pb	Se
	calc	calc
#1	-0.00293	0.00156
#2	0.00152	0.00274
Mean	-0.00071	0.00215
%RSD	444.62923	38.92978

Method : Paragon2
SampleId1 : 1308412-11
Analysis commenced : 9/5/2013 14:58:17
Dilution ratio : 1.00000 to 1.00000 Tray :

File : 130905A
Printed : 9/5/2013 17:33:47
[SAMPLE]

Position : TUBE15

Final concentrations

	Ag	Al	As	B	Ba	Be	Bi	Ca	Cd
	ppm	ppm	ppm	ppm	ppm	ppm	ppm	ppm	ppm
#1	0.00024	-0.02379	0.00462	1.07157	0.00882	0.00067	0.00280	619.19403	-0.00020
#2	-0.00030	-0.03041	-0.00109	1.07440	0.00870	0.00064	0.00046	620.81018	-0.00033
Mean	-0.00003	-0.02710	0.00177	1.07299	0.00876	0.00066	0.00163	620.00210	-0.00027
%RSD	1354.10496	17.28614	228.58769	0.18686	0.96190	3.13687	101.43175	0.18432	34.00592

	Co	Cr	Cu	Fe	K	Li	Mg	Mn	Mo
	ppm	ppm	ppm	ppm	ppm	ppm	ppm	ppm	ppm
#1	0.00038	0.00048	-0.00248	-0.00018	17.70899	0.46301	115.01466	2.62267	-0.00113
#2	-0.00021	0.00006	-0.00319	-0.00300	17.75213	0.46450	115.32223	2.63394	-0.00198
Mean	0.00009	0.00027	-0.00283	-0.00159	17.73056	0.46375	115.16844	2.62831	-0.00156
%RSD	485.91034	110.84197	17.70669	125.35041	0.17201	0.22743	0.18884	0.30339	38.40121

	Na	Ni	P	Pb I	Pb II	S	Sb	Se I	Se II
	ppm	ppm	ppm	ppm	ppm	ppm	ppm	ppm	ppm
#1	203.64643	0.07792	-0.12008	0.00505	-0.00462	489.82430	0.00322	0.01767	0.00071
#2	203.92582	0.07903	-0.04071	0.00123	0.00095	491.70698	-0.00245	0.01439	0.00015
Mean	203.78613	0.07848	-0.08039	0.00314	-0.00183	490.76564	0.00039	0.01603	0.00043
%RSD	0.09695	1.00466	69.80583	85.89202	214.75515	0.27126	1032.29557	14.46577	93.27509

	Si	Sn	Sr	Ti	Tl	U	V	Zn	Zr
	ppm	ppm	ppm	ppm	ppm	ppm	ppm	ppm	ppm

#1	ppm	8.13606	ppm	-0.00056	ppm	4.24808	ppm	-0.00400	ppm	-0.00222	ppm	-0.01638	ppm	0.00040	ppm	-0.00071	ppm	0.00017
#2		8.16342		-0.00056		4.26314		-0.00401		0.01416		-0.02310		-0.00001		0.00076		-0.00042
Mean		8.14974		-0.00056		4.25561		-0.00400		0.00597		-0.01974		0.00019		0.00003		-0.00013
%RSD		0.23742		0.00194		0.25022		0.23430		193.93950		24.08068		152.31979		3896.48713		332.47473

	Pb	Se
	calc	calc
#1	-0.00140	0.00636
#2	0.00105	0.00489
Mean	-0.00018	0.00563
%RSD	979.33379	18.48285

Method : Paragon2 File : 130905A
SampleId1 : 1308412-11D SampleId2 :
Analysis commenced : 9/5/2013 14:59:49
Dilution ratio : 1.00000 to 1.00000 Tray :

Printed : 9/5/2013 17:33:47
[SAMPLE]
Position : TUBE16

Final concentrations

	Ag	Al	As	B	Ba	Be	Bi	Ca	Cd
	ppm	ppm	ppm	ppm	ppm	ppm	ppm	ppm	ppm
#1	0.00040	-0.02922	0.00363	1.07104	0.00870	0.00072	0.00163	614.26958	0.00003
#2	-0.00037	-0.02337	0.00115	1.07577	0.00862	0.00071	0.00023	620.32914	-0.00035
Mean	0.00001	-0.02630	0.00239	1.07341	0.00866	0.00071	0.00093	617.29936	-0.00016
%RSD	4224.01157	15.74277	73.54417	0.31132	0.64862	1.19210	106.82265	0.69411	165.80001

	Co	Cr	Cu	Fe	K	Li	Mg	Mn	Mo
	ppm	ppm	ppm	ppm	ppm	ppm	ppm	ppm	ppm
#1	0.00009	0.00061	-0.00236	-0.00627	17.67665	0.46182	114.50712	2.60621	0.00019
#2	-0.00070	-0.00041	-0.00307	-0.00716	17.67954	0.46279	114.99379	2.62539	-0.00234
Mean	-0.00031	0.00010	-0.00272	-0.00671	17.67810	0.46230	114.75046	2.61580	-0.00107
%RSD	180.91965	726.01345	18.45432	9.38230	0.01157	0.14840	0.29989	0.51852	167.04172

	Na	Ni	P	Pb I	Pb II	S	Sb	Se I	Se II
	ppm	ppm	ppm	ppm	ppm	ppm	ppm	ppm	ppm
#1	203.82777	0.07903	0.01465	0.00290	-0.00323	487.96047	0.00027	0.00948	0.00496
#2	205.39589	0.07855	0.02615	-0.00102	-0.00101	491.46285	0.00026	0.00901	0.00454
Mean	204.61183	0.07879	0.02040	0.00094	-0.00212	489.71166	0.00027	0.00925	0.00475
%RSD	0.54192	0.43506	39.83626	295.57702	74.16990	0.50572	2.85616	3.62577	6.32648

	Si	Sn	Sr	Ti	Tl	V	Zn	Zr
	ppm	ppm	ppm	ppm	ppm	ppm	ppm	ppm
#1	8.09849	0.00034	4.23487	-0.00407	0.00295	0.00066	-0.00218	-0.00046
#2	8.15322	-0.00237	4.24382	-0.00380	0.00349	0.00019	-0.00218	-0.00064
Mean	8.12586	-0.00101	4.23934	-0.00394	0.00322	0.00042	-0.00218	-0.00055
%RSD	0.47620	188.79706	0.14927	5.00316	11.86096	77.91642	0.00000	22.44852

	Pb	Se
	calc	calc

#1 -0.00119 0.00647 **er: STEVE WORKMAN**
 #2 -0.00101 0.00603
Mean -0.00110 0.00625
 %RSD 11.18961 4.99554

Method : Paragon2 File : 130905A
SampleId1 : 1308412-11L 5X SampleId2 :
Analysis commenced : 9/5/2013 15:01:20
 Dilution ratio : 1.00000 to 1.00000 Tray :

Printed : 9/5/2013 17:33:47
[SAMPLE]
 Position : TUBE17

Final concentrations

	Ag ppm	Al ppm	As ppm	B ppm	Ba ppm	Be ppm	Bi ppm	Ca ppm	Cd ppm
#1	-0.00031	-0.01882	0.00834	0.21730	0.00155	0.00046	0.00117	116.14625	-0.00056
#2	-0.00022	-0.01948	0.00735	0.21341	0.00155	0.00043	-0.00094	117.12846	-0.00081
Mean	-0.00027	-0.01915	0.00785	0.21535	0.00155	0.00045	0.00012	116.63735	-0.00068
%RSD	22.20587	2.46417	8.94661	1.27695	0.00000	4.66536	1288.69735	0.59546	25.21633

	Co ppm	Cr ppm	Cu ppm	Fe ppm	K ppm	Li ppm	Mg ppm	Mn ppm	Mo ppm
#1	-0.00061	0.00005	-0.00307	-0.00657	2.75218	0.07297	23.81346	0.57075	0.00019
#2	-0.00130	0.00019	-0.00319	-0.00671	2.75116	0.07295	23.86720	0.57355	0.00056
Mean	-0.00095	0.00012	-0.00313	-0.00664	2.75167	0.07296	23.84033	0.57215	0.00038
%RSD	50.69571	80.60624	2.62349	1.58120	0.02630	0.02239	0.15941	0.34611	68.19969

	Na ppm	Ni ppm	P ppm	Pb I ppm	Pb II ppm	S ppm	Sb ppm	Se I ppm	Se II ppm
#1	40.47175	0.01698	-0.00520	-0.00169	-0.00209	116.01092	0.00126	0.00013	-0.00240
#2	40.59062	0.01577	-0.00729	-0.00130	-0.00126	116.43303	0.00052	0.00316	-0.00269
Mean	40.53118	0.01638	-0.00624	-0.00149	-0.00168	116.22197	0.00089	0.00164	-0.00255
%RSD	0.20738	5.23342	23.67347	18.25440	34.94410	0.25682	58.42987	130.64450	7.86617

	Si ppm	Sn ppm	Sr ppm	Ti ppm	Tl ppm	U ppm	V ppm	Zn ppm	Zr ppm
#1	1.71448	-0.00237	0.90543	-0.00247	0.00484	-0.01148	0.00009	0.00150	0.00022
#2	1.71788	-0.00237	0.90649	-0.00251	-0.00633	-0.02004	-0.00012	0.00150	0.00030
Mean	1.71618	-0.00237	0.90596	-0.00249	-0.00075	-0.01576	-0.00002	0.00150	0.00026
%RSD	0.13974	0.00138	0.08308	1.12958	1059.55289	38.39370	933.97831	0.00000	22.46840

	Pb calc	Se calc
#1	-0.00196	-0.00156
#2	-0.00127	-0.00074
Mean	-0.00162	-0.00115
%RSD	29.80838	50.51741

Method : Paragon2 File : 130905A
SampleId1 : 1308412-11MS SampleId2 :
Analysis commenced : 9/5/2013 15:02:51

Printed : 9/5/2013 17:33:47
[SAMPLE]

Dilution ratio : 1.00000 to 1.00000 Tray :

Position : TUBE18

Final concentrations

	Ag	Al	As	B	Ba	Be	Bi	Ca	Cd
	ppm	ppm	ppm	ppm	ppm	ppm	ppm	ppm	ppm
#1	0.10150	1.92841	1.05191	2.09857	1.01899	0.04561	0.00149	658.12505	0.05109
#2	0.10158	1.93694	1.04072	2.10602	1.02332	0.04576	0.00219	655.15398	0.05164
Mean	0.10154	1.93267	1.04632	2.10230	1.02115	0.04568	0.00184	656.63952	0.05137
%RSD	0.06253	0.31225	0.75632	0.25055	0.29965	0.22269	26.87789	0.31994	0.75832

	Co	Cr	Cu	Fe	K	Li	Mg	Mn	Mo
	ppm	ppm	ppm	ppm	ppm	ppm	ppm	ppm	ppm
#1	0.46432	0.18259	0.26691	0.87335	68.34784	1.08863	151.90801	3.03661	0.96192
#2	0.46423	0.18256	0.26727	0.87589	68.78953	1.09647	152.24314	3.03596	0.96047
Mean	0.46428	0.18257	0.26709	0.87462	68.56869	1.09255	152.07557	3.03629	0.96120
%RSD	0.01446	0.01262	0.09527	0.20607	0.45548	0.50746	0.15583	0.01515	0.10681

	Na	Ni	P	Pb I	Pb II	S	Sb	Se I	Se II
	ppm	ppm	ppm	ppm	ppm	ppm	ppm	ppm	ppm
#1	233.93551	0.56557	0.03764	0.48867	0.46663	486.26334	0.51202	2.29228	2.03987
#2	234.48283	0.56150	0.02876	0.48353	0.48263	485.97625	0.50909	2.27742	2.13549
Mean	234.20917	0.56353	0.03320	0.48610	0.47463	486.11980	0.51055	2.28485	2.08768
%RSD	0.16524	0.51088	18.91628	0.74694	2.38389	0.04176	0.40658	0.45996	3.23864

	Si	Sn	Sr	Ti	Tl	U	V	Zn	Zr
	ppm	ppm	ppm	ppm	ppm	ppm	ppm	ppm	ppm
#1	9.01890	0.52678	4.64480	0.44582	2.19983	-0.01643	0.47671	0.45052	-0.00045
#2	9.04891	0.51328	4.65291	0.44744	2.21740	-0.03172	0.47542	0.45199	-0.00080
Mean	9.03391	0.52003	4.64886	0.44663	2.20862	-0.02407	0.47607	0.45125	-0.00062
%RSD	0.23488	1.83556	0.12332	0.25611	0.56251	44.88967	0.19202	0.23116	39.77757

	Pb	Se
	calc	calc
#1	0.47397	2.12393
#2	0.48293	2.18275
Mean	0.47845	2.15334
%RSD	1.32465	1.93179

Method : Paragon2 File : 130905A

SampleId1 : 1308412-11MSD SampleId2 :

Analysis commenced : 9/5/2013 15:04:22

Dilution ratio : 1.00000 to 1.00000 Tray :

Printed : 9/5/2013 17:33:48

[SAMPLE]

Position : TUBE19

Final concentrations

	Ag	Al	As	B	Ba	Be	Bi	Ca	Cd
	ppm	ppm	ppm	ppm	ppm	ppm	ppm	ppm	ppm
#1	0.10026	1.91202	1.04246	2.07287	1.01242	0.04497	0.00287	648.22631	0.05121
#2	0.09941	1.91410	1.03326	2.08588	1.01466	0.04509	0.00218	650.53122	0.05078

Mean	0.09984	1.91306	1.03786	2.07937	1.01354	0.04503	0.00252	649.37877	0.05099
%RSD	0.60160	0.07681	0.62692	0.44241	0.15653	0.18612	19.51110	0.25098	0.60885
	Co	Cr	Cu	Fe	K	Li	Mg	Mn	Mo
	ppm	ppm	ppm	ppm	ppm	ppm	ppm	ppm	ppm
#1	0.45896	0.17968	0.26431	0.86330	68.42701	1.08948	151.06739	3.00657	0.94523
#2	0.45964	0.18149	0.26431	0.86660	68.41815	1.08952	151.40610	3.01983	0.95019
Mean	0.45930	0.18058	0.26431	0.86495	68.42258	1.08950	151.23674	3.01320	0.94771
%RSD	0.10462	0.70628	0.00037	0.26963	0.00916	0.00278	0.15836	0.31129	0.37012
	Na	Ni	P	Pb I	Pb II	S	Sb	Se I	Se II
	ppm	ppm	ppm	ppm	ppm	ppm	ppm	ppm	ppm
#1	232.31285	0.55660	0.03869	0.48796	0.46840	482.41216	0.50682	2.26466	2.08061
#2	231.44862	0.55597	0.02876	0.47867	0.48193	484.37612	0.50952	2.25258	2.13012
Mean	231.88073	0.55629	0.03372	0.48331	0.47517	483.39414	0.50817	2.25862	2.10536
%RSD	0.26354	0.08009	20.81423	1.35933	2.01362	0.28729	0.37648	0.37795	1.66271
	Si	Sn	Sr	Ti	Tl	U	V	Zn	Zr
	ppm	ppm	ppm	ppm	ppm	ppm	ppm	ppm	ppm
#1	8.97692	0.51509	4.62435	0.43931	2.20557	-0.02804	0.46848	0.44167	-0.00085
#2	8.99225	0.51418	4.63610	0.44249	2.17696	-0.03293	0.46993	0.44167	-0.00149
Mean	8.98459	0.51464	4.63023	0.44090	2.19126	-0.03049	0.46921	0.44167	-0.00117
%RSD	0.12068	0.12415	0.17943	0.51038	0.92332	11.34833	0.21881	0.00000	38.81576
	Pb	Se							
	calc	calc							
#1	0.47491	2.14190							
#2	0.48085	2.17090							
Mean	0.47788	2.15640							
%RSD	0.87766	0.95096							

Method : Paragon2

File : 130905A

SampleId1 : 1308112-1

SampleId2 :

Analysis commenced : 9/5/2013 15:05:54

Dilution ratio : 1.00000 to 1.00000 Tray :

Printed : 9/5/2013 17:33:48

[SAMPLE]

Position : TUBE20

Final concentrations

	Ag	Al	As	B	Ba	Be	Bi	Ca	Cd
	ppm	ppm	ppm	ppm	ppm	ppm	ppm	ppm	ppm
#1	-0.00075	0.09803	0.01256	2.06741	6.38078	0.00063	0.00825	49.08311	-0.00026
#2	-0.00114	0.09585	-0.01276	2.07360	6.37382	0.00066	0.00054	49.57856	0.00047
Mean	-0.00095	0.09694	-0.00010	2.07051	6.37730	0.00064	0.00439	49.33084	0.00011
%RSD	29.06532	1.58724	18749.02714	0.21140	0.07720	2.96417	124.02004	0.71017	475.50535
	Co	Cr	Cu	Fe	K	Li	Mg	Mn	Mo
	ppm	ppm	ppm	ppm	ppm	ppm	ppm	ppm	ppm
#1	0.00949	0.03844	-0.00458	351.45935	40.53011	1.40501	3.49799	3.12822	-0.00391
#2	0.01065	0.03647	-0.00529	356.54580	40.33542	1.39970	3.50298	3.15023	-0.00536
Mean	0.01007	0.03746	-0.00493	354.00257	40.43276	1.40235	3.50048	3.13922	-0.00464

%RSD	8.16565	3.72305	10.20487	1.01600	0.34049	0.26740	0.10080	0.49560	22.10301
	Na	Ni	P	Pb I	Pb II	S	Sb	Se I	Se II
	ppm	ppm	ppm	ppm	ppm	ppm	ppm	ppm	ppm
#1	355.43599	0.31017	1.16659	0.02554	-0.00752	17.04211	0.01663	0.10510	0.03300
#2	357.93033	0.30823	0.71427	0.01791	-0.00410	17.04896	0.01022	0.08031	0.03913
Mean	356.68316	0.30920	0.94043	0.02173	-0.00581	17.04554	0.01343	0.09270	0.03606
%RSD	0.49449	0.44342	34.00980	24.81701	41.58997	0.02840	33.73280	18.91288	12.02797
	Si	Sn	Sr	Ti	Tl	U	V	Zn	Zr
	ppm	ppm	ppm	ppm	ppm	ppm	ppm	ppm	ppm
#1	16.32239	0.12925	5.24299	0.00063	-0.03004	0.26888	-0.00152	0.27647	0.00403
#2	16.38983	0.10672	5.24765	0.00083	-0.03517	0.26927	-0.00090	0.28090	0.00387
Mean	16.35611	0.11799	5.24532	0.00073	-0.03261	0.26908	-0.00121	0.27868	0.00395
%RSD	0.29158	13.50465	0.06281	19.21393	11.13499	0.10312	36.10703	1.12255	2.86644
	Pb	Se							
	calc	calc							
#1	0.00349	0.05701							
#2	0.00323	0.05284							
Mean	0.00336	0.05492							
%RSD	5.43604	5.36226							

Method : Paragon2 File : 130905A
SampleId1 : CCV **SampleId2 :**
Analysis commenced : 9/5/2013 15:07:58
Dilution ratio : 1.00000 to 1.00000 Tray :

Printed : 9/5/2013 17:33:48
[CV]

Position : STD1

Final concentrations

	Ag	Al	As	B	Ba	Be	Bi	Ca	Cd
	ppm	ppm	ppm	ppm	ppm	ppm	ppm	ppm	ppm
#1	0.20700	47.22228	0.50653	1.00845	1.01438	0.48510	0.52821	50.44308	0.51704
#2	0.20683	47.22306	0.52144	1.01370	1.01418	0.48755	0.51701	50.73442	0.51489
Mean	0.20692	47.22267	0.51398	1.01108	1.01428	0.48632	0.52261	50.58875	0.51596
%RSD	0.05969	0.00116	2.05091	0.36726	0.01397	0.35643	1.51625	0.40723	0.29507
	Co	Cr	Cu	Fe	K	Li	Mg	Mn	Mo
	ppm	ppm	ppm	ppm	ppm	ppm	ppm	ppm	ppm
#1	0.48486	0.99005	1.02813	19.94316	50.78875	0.50016	48.00580	0.97730	0.98673
#2	0.48671	0.99614	1.02718	20.02657	50.65667	0.49867	48.13200	0.98330	0.98915
Mean	0.48579	0.99309	1.02766	19.98487	50.72271	0.49941	48.06890	0.98030	0.98794
%RSD	0.26888	0.43363	0.06542	0.29514	0.18413	0.21072	0.18565	0.43313	0.17321
	Na	Ni	P	Pb I	Pb II	S	Sb	Se I	Se II
	ppm	ppm	ppm	ppm	ppm	ppm	ppm	ppm	ppm
#1	49.10071	1.02846	4.54774	0.97046	0.96058	4.87695	0.52706	1.05949	0.97079
#2	49.19228	1.02837	4.61340	0.97490	0.98204	4.81583	0.51413	1.05391	0.99756
Mean	49.14649	1.02841	4.58057	0.97268	0.97131	4.84639	0.52059	1.05670	0.98417
%RSD	0.13176	0.00666	1.01368	0.32225	1.56184	0.89182	1.75674	0.37376	1.92334

ted: 9/5/2013 17:34:06 User: STEVE WORKMAN

	si	sn	sr	ti	tl	u	v	zn	zr
	ppm	ppm	ppm	ppm	ppm	ppm	ppm	ppm	ppm
#1	4.54771	0.98791	0.51132	0.46691	0.49580	4.68152	0.48782	0.98420	0.98439
#2	4.55758	1.01305	0.51092	0.47002	0.49049	4.69734	0.48935	0.99572	0.98656
Mean	4.55264	1.00048	0.51112	0.46846	0.49315	4.68943	0.48859	0.98996	0.98547
%RSD	0.15336	1.77689	0.05558	0.46833	0.76230	0.23853	0.22131	0.82308	0.15533
	pb	se							
	calc	calc							
#1	0.96387	1.00033							
#2	0.97966	1.01632							
Mean	0.97177	1.00832							
%RSD	1.14867	1.12171							

Printed : 9/5/2013 17:33:48

Position : STD2

Final concentrations

	Ag	Al	As	B	Ba	Be	Bi	Ca	Cd
#1	-0.00054	0.01330	0.00338	0.00086	-0.00020	0.00085	0.00140	0.16100	-0.00067
#2	-0.00007	0.01111	0.00015	0.00138	-0.00028	0.00081	0.00467	0.15373	-0.00039
Mean	-0.00031	0.01221	0.00177	0.00112	-0.00024	0.00083	0.00303	0.15736	-0.00053
%RSD	107.22904	12.67732	129.20210	33.18471	23.74313	3.33724	76.21576	3.26591	36.33562
	Co	Cr	Cu	Fe	K	Li	Mg	Mn	Mo
#1	-0.00091	-0.00013	-0.00414	0.00338	0.13741	-0.00194	0.09780	0.00041	-0.00077
#2	-0.00140	0.00000	-0.00378	0.00145	0.13435	-0.00196	0.09006	0.00029	-0.00222
Mean	-0.00115	-0.00007	-0.00396	0.00242	0.13588	-0.00195	0.09393	0.00035	-0.00150
%RSD	29.96241	143.56630	6.35534	56.45785	1.58983	0.71954	5.82349	25.67287	68.48736
	Na	Ni	P	Pb I	Pb II	S	Sb	Se I	Se II
#1	0.09167	-0.00226	-0.03236	-0.00127	0.00025	0.02878	0.00002	-0.01158	0.00114
#2	0.08716	-0.00275	-0.01408	-0.00499	0.00095	0.01524	-0.00343	-0.00362	-0.00325
Mean	0.08941	-0.00251	-0.02322	-0.00313	0.00060	0.02201	-0.00170	-0.00760	-0.00106
%RSD	3.56974	13.67277	55.67819	83.90860	81.92310	43.49457	143.46543	74.03467	293.76040
	Si	Sn	Sr	Ti	Tl	U	V	Zn	Zr
#1	-0.02192	0.00214	-0.00112	-0.00191	0.00874	-0.01332	-0.00027	0.00012	0.00093
#2	-0.02100	0.00665	-0.00114	-0.00197	0.00537	-0.01454	-0.00053	0.00088	0.00090
Mean	-0.02146	0.00439	-0.00113	-0.00194	0.00705	-0.01393	-0.00040	0.00050	0.00091
%RSD	3.02279	72.54370	1.42622	1.93334	33.86635	6.19652	45.58152	108.41660	2.54807

Seer: STEVE WORKMAN

Pb

calc
#1 -0.00026
#2 -0.00103
Mean -0.00064
%RSD 85.14711

Method : Paragon2

File : 130905A

SampleId1 : 1308441-1

SampleId2 :

Analysis commenced : 9/5/2013 15:12:47

Dilution ratio : 1.00000 to 1.00000 Tray :

Printed : 9/5/2013 17:33:48

[SAMPLE]

Position : TUBE21

Final concentrations

	Ag	Al	As	B	Ba	Be	Bi	Ca	Cd
	ppm	ppm	ppm	ppm	ppm	ppm	ppm	ppm	ppm
#1	-0.00094	80.53227	0.01157	2.07822	0.00338	0.05447	0.00048	357.62969	0.03474
#2	-0.00071	81.00968	-0.00034	2.08840	0.00342	0.05440	0.00002	357.35192	0.03482
Mean	-0.00083	80.77097	0.00561	2.08331	0.00340	0.05443	0.00025	357.49081	0.03478
%RSD	19.84823	0.41794	150.08400	0.34542	0.82662	0.08676	130.10222	0.05494	0.16597
	Co	Cr	Cu	Fe	K	Li	Mg	Mn	Mo
	ppm	ppm	ppm	ppm	ppm	ppm	ppm	ppm	ppm
#1	0.23649	0.00008	0.00785	0.01155	23.24265	2.03704	463.26050	5.18383	-0.00331
#2	0.23610	-0.00015	0.00880	0.01081	23.30054	2.04280	464.11035	5.19165	-0.00089
Mean	0.23629	-0.00004	0.00833	0.01118	23.27160	2.03992	463.68542	5.18774	-0.00210
%RSD	0.11684	421.77353	8.04478	4.69667	0.17592	0.19972	0.12960	0.10652	81.32540
	Na	Ni	P	Pb I	Pb II	S	Sb	Se I	Se II
	ppm	ppm	ppm	ppm	ppm	ppm	ppm	ppm	ppm
#1	349.38253	1.16517	0.05122	0.00594	-0.00083	887.16202	-0.00147	0.04713	0.03940
#2	346.61456	1.16507	0.04809	-0.00093	-0.00288	886.41092	-0.00269	0.04502	0.04690
Mean	347.99854	1.16512	0.04966	0.00250	-0.00186	886.78647	-0.00208	0.04608	0.04315
%RSD	0.56243	0.00588	4.46401	194.12344	78.16341	0.05989	41.44638	3.22592	12.30499
	Si	Sn	Sr	Ti	Tl	U	V	Zn	Zr
	ppm	ppm	ppm	ppm	ppm	ppm	ppm	ppm	ppm
#1	9.01586	0.00304	0.43481	-0.00292	0.00518	-0.05917	0.00009	2.55098	0.01211
#2	9.03706	0.00665	0.43529	-0.00299	0.00285	-0.05306	-0.00032	2.55637	0.01135
Mean	9.02646	0.00485	0.43505	-0.00295	0.00401	-0.05612	-0.00012	2.55367	0.01173
%RSD	0.16608	52.62254	0.07824	1.58688	40.91971	7.70292	254.78788	0.14927	4.57054
	Pb	Se							
	calc	calc							
#1	0.00142	0.04197							
#2	-0.00223	0.04628							
Mean	-0.00040	0.04412							
%RSD	638.48911	6.90451							

Method : Paragon2

File : 130905A

Printed : 9/5/2013 17:33:48

SampleId1 : 1308441-1L SampleId2 :
Analysis commenced : 9/5/2013 15:14:19
Dilution ratio : 1.00000 to 1.00000 Tray :

[SAMPLE]

Position : TUBE22

Final concentrations

	Ag	Al	As	B	Ba	Be	Bi	Ca	Cd
	ppm	ppm	ppm	ppm	ppm	ppm	ppm	ppm	ppm
#1	-0.00117	79.93733	0.00636	2.07098	0.00338	0.05386	-0.00208	354.43540	0.03527
#2	-0.00125	80.02242	-0.00183	2.06489	0.00334	0.05405	0.00072	355.24276	0.03497
Mean	-0.00121	79.97987	0.00226	2.06794	0.00336	0.05396	-0.00068	354.83908	0.03512
%RSD	4.42253	0.07523	256.00754	0.20808	0.83639	0.25292	290.12709	0.16089	0.61687

	Co	Cr	Cu	Fe	K	Li	Mg	Mn	Mo
	ppm	ppm	ppm	ppm	ppm	ppm	ppm	ppm	ppm
#1	0.23434	0.00111	0.00856	0.03205	22.98271	2.01954	459.44814	5.14344	-0.00319
#2	0.23443	0.00048	0.00821	0.03131	22.99519	2.01832	460.24784	5.15536	-0.00065
Mean	0.23439	0.00079	0.00838	0.03168	22.98895	2.01893	459.84799	5.14940	-0.00192
%RSD	0.02941	55.84229	2.99349	1.65797	0.03837	0.04265	0.12297	0.16365	93.45282

	Na	Ni	P	Pb I	Pb II	S	Sb	Se I	Se II
	ppm	ppm	ppm	ppm	ppm	ppm	ppm	ppm	ppm
#1	343.52982	1.15766	0.03973	0.00410	-0.00076	886.75140	0.00198	0.05274	0.03940
#2	342.56529	1.15480	0.03294	-0.00118	0.00128	886.58115	-0.00195	0.03402	0.04110
Mean	343.04756	1.15623	0.03633	0.00146	0.00026	886.66628	0.00002	0.04338	0.04025
%RSD	0.19881	0.17485	13.21763	255.57057	551.98771	0.01358	18378.45477	30.50913	2.98685

	Si	Sn	Sr	Ti	Tl	U	V	Zn	Zr
	ppm	ppm	ppm	ppm	ppm	ppm	ppm	ppm	ppm
#1	8.95089	0.00575	0.43002	-0.00291	0.01320	-0.05613	0.00031	2.52172	0.00997
#2	8.94858	0.00395	0.43012	-0.00285	-0.00497	-0.05919	0.00005	2.53019	0.00994
Mean	8.94974	0.00485	0.43007	-0.00288	0.00411	-0.05766	0.00018	2.52595	0.00995
%RSD	0.01824	26.31204	0.01696	1.30164	312.50345	3.74730	104.53097	0.23713	0.22986

	Pb	Se
	calc	calc
#1	0.00086	0.04384
#2	0.00046	0.03874
Mean	0.00066	0.04129
%RSD	43.16266	8.73216

Method : Paragon2 File : 130905A
SampleId1 : 1308441-1L 5X SampleId2 :
Analysis commenced : 9/5/2013 15:15:50
Dilution ratio : 1.00000 to 1.00000 Tray :

Printed : 9/5/2013 17:33:49

[SAMPLE]

Position : TUBE23

Final concentrations

	Ag	Al	As	B	Ba	Be	Bi	Ca	Cd
	ppm	ppm	ppm	ppm	ppm	ppm	ppm	ppm	ppm

#1	0.00007	16.79636	0.00115	0.44094	0.00052	0.01300	0.00071	72.80875	0.00724
#2	-0.00139	16.87556	-0.00307	0.43674	0.00036	0.01292	-0.00117	72.42069	0.00673
Mean	-0.00066	16.83596	-0.00096	0.43884	0.00044	0.01296	-0.00023	72.61472	0.00699
%RSD	156.97450	0.33267	309.39623	0.67730	25.61128	0.41631	573.41315	0.37789	5.06850
	Co	Cr	Cu	Fe	K	Li	Mg	Mn	Mo
	ppm	ppm	ppm	ppm	ppm	ppm	ppm	ppm	ppm
#1	0.05235	0.00076	-0.00070	-0.00345	3.54747	0.36006	93.22970	1.16756	-0.00077
#2	0.05108	-0.00079	-0.00153	-0.00360	3.55695	0.36182	93.39123	1.16731	-0.00017
Mean	0.05171	-0.00002	-0.00111	-0.00352	3.55221	0.36094	93.31046	1.16743	-0.00047
%RSD	1.73721	7033.54513	52.39038	2.98126	0.18873	0.34394	0.12241	0.01550	90.89838
	Na	Ni	P	Pb I	Pb II	S	Sb	Se I	Se II
	ppm	ppm	ppm	ppm	ppm	ppm	ppm	ppm	ppm
#1	203.99578	0.26746	-0.00049	0.00624	-0.00590	321.62982	-0.00195	0.01136	-0.00113
#2	204.89910	0.26543	-0.01408	-0.00391	0.00272	321.92948	-0.00046	0.02796	0.00737
Mean	204.44744	0.26645	-0.00729	0.00116	-0.00159	321.77965	-0.00121	0.01966	0.00312
%RSD	0.31242	0.54031	131.81393	616.30935	384.37607	0.06585	87.17833	59.72251	192.56985
	Si	Sn	Sr	Ti	Tl	U	V	Zn	Zr
	ppm	ppm	ppm	ppm	ppm	ppm	ppm	ppm	ppm
#1	1.94776	-0.00417	0.09578	-0.00246	-0.00058	-0.01393	0.00050	0.56643	0.00298
#2	1.94946	-0.00778	0.09578	-0.00243	0.00565	-0.03227	-0.00007	0.56336	0.00250
Mean	1.94861	-0.00597	0.09578	-0.00244	0.00254	-0.02310	0.00022	0.56489	0.00274
%RSD	0.06177	42.68986	0.00000	0.76735	173.53504	56.13751	185.54139	0.38439	12.28840
	Pb	Se							
	calc	calc							
#1	-0.00186	0.00303							
#2	0.00052	0.01423							
Mean	-0.00067	0.00863							
%RSD	250.25768	91.78324							

Method : Paragon2 File : 130905A Printed : 9/5/2013 17:33:49
SampleId1 : 1308441-1MS **SampleId2 :**
Analysis commenced : 9/5/2013 15:17:22 **[SAMPLE]**
Dilution ratio : 1.00000 to 1.00000 Tray : Position : TUBE24

Final concentrations

#1	Ag	Al	As	B	Ba	Be	Bi	Ca	Cd
	ppm	ppm	ppm	ppm	ppm	ppm	ppm	ppm	ppm
#1	0.10288	83.51887	1.06808	3.08944	0.95014	0.09724	-0.00044	398.20324	0.08636
#2	0.10328	83.93717	1.04420	3.08263	0.95358	0.09729	-0.00394	396.76618	0.08686
Mean	0.10308	83.72802	1.05614	3.08603	0.95186	0.09727	-0.00219	397.48471	0.08661
%RSD	0.26976	0.35327	1.59850	0.15611	0.25582	0.03301	112.97255	0.25565	0.40697
#1	Co	Cr	Cu	Fe	K	Li	Mg	Mn	Mo
	ppm	ppm	ppm	ppm	ppm	ppm	ppm	ppm	ppm
#1	0.67152	0.17825	0.27048	0.83572	86.81425	2.69871	501.27281	5.57095	0.93180

#2	0.67025	0.17821	0.27262	0.83452	87.29778	2.71230	501.48491	5.56935	0.93010
Mean	0.67088	0.17823	0.27155	0.83512	87.05602	2.70550	501.37886	5.57015	0.93095
%RSD	0.13352	0.01633	0.55596	0.10152	0.39275	0.35508	0.02991	0.02024	0.12865
#1	341.96607	1.60577	0.03712	0.46412	0.44204	882.40795	0.51162	2.47275	2.23789
#2	339.52727	1.60635	0.04809	0.46076	0.45321	877.58091	0.50747	2.46927	2.30987
Mean	340.74667	1.60606	0.04260	0.46244	0.44763	879.99443	0.50955	2.47101	2.27388
%RSD	0.50609	0.02560	18.21005	0.51289	1.76334	0.38787	0.57685	0.09965	2.23852
#1	9.96769	0.52592	0.88862	0.40950	2.10432	-0.06041	0.44312	2.95311	0.00993
#2	9.98781	0.53312	0.89186	0.41128	2.11387	-0.06591	0.44405	2.95696	0.00977
Mean	9.97775	0.52952	0.89024	0.41039	2.10909	-0.06316	0.44358	2.95503	0.00985
%RSD	0.14256	0.96097	0.25724	0.30615	0.32006	6.15751	0.14841	0.09220	1.20378
#1	0.44939	2.31610							
#2	0.45572	2.36295							
Mean	0.45256	2.33952							
%RSD	0.98880	1.41615							

Method : Paragon2

File : 130905A

SampleId1 : 1308441-1MSD

SampleId2 :

Analysis commenced : 9/5/2013 15:18:54

Dilution ratio : 1.00000 to 1.00000 Tray :

Printed : 9/5/2013 17:33:49

[SAMPLE]

Position : TUBE25

Final concentrations

#1	0.10093	81.87425	1.04171	3.03116	0.93812	0.09545	0.00328	388.02292	0.08627
#2	0.10157	81.75226	1.04967	3.01481	0.93544	0.09594	-0.00023	390.78675	0.08493
Mean	0.10125	81.81325	1.04569	3.02298	0.93678	0.09570	0.00153	389.40483	0.08560
%RSD	0.44480	0.10543	0.53815	0.38249	0.20248	0.36004	162.67604	0.50188	1.10565
#1	0.66000	0.17546	0.26704	0.82688	85.44830	2.65308	490.08965	5.43947	0.92176
#2	0.66185	0.17740	0.26586	0.82883	84.97630	2.63921	491.57348	5.46801	0.91583
Mean	0.66093	0.17643	0.26645	0.82785	85.21230	2.64614	490.83157	5.45374	0.91879
%RSD	0.19758	0.77869	0.31305	0.16640	0.39168	0.37046	0.21376	0.37005	0.45623
#1	340.24025	1.57965	0.04286	0.45832	0.42925	872.03319	0.50182	2.41710	2.19828
#2	341.29417	1.58358	0.02980	0.45639	0.44284	879.70872	0.49446	2.41523	2.28102

Mean	340.76721	1.58162	0.03633	0.45735	0.43605	875.87096	0.49814	2.41616	2.23965
%RSD	0.21869	0.17546	25.41847	0.29854	2.20415	0.61966	1.04480	0.05466	2.61217
	Si	Sn	Sr	Ti	Tl	U	V	Zn	Zr
	ppm	ppm	ppm	ppm	ppm	ppm	ppm	ppm	ppm
#1	9.75344	0.50703	0.87710	0.40299	2.06114	-0.04451	0.43747	2.86835	0.00976
#2	9.77091	0.50343	0.87531	0.40418	2.07626	-0.06469	0.43887	2.91304	0.00956
Mean	9.76218	0.50523	0.87620	0.40359	2.06870	-0.05460	0.43817	2.89069	0.00966
%RSD	0.12654	0.50398	0.14464	0.20909	0.51693	26.12464	0.22596	1.09320	1.46360
	Pb	Se							
	calc	calc							
#1	0.43893	2.27115							
#2	0.44735	2.32571							
Mean	0.44314	2.29843							
%RSD	1.34403	1.67863							

Method : Paragon2 File : 130905A
SampleId1 : 1308441-2 SampleId2 :
Analysis commenced : 9/5/2013 15:20:27
Dilution ratio : 1.00000 to 1.00000 Tray :

Printed : 9/5/2013 17:33:49

[SAMPLE]

Position : TUBE26

Final concentrations

	Ag	Al	As	B	Ba	Be	Bi	Ca	Cd
	ppm	ppm	ppm	ppm	ppm	ppm	ppm	ppm	ppm
#1	0.00035	0.24135	0.00611	1.75849	0.00361	0.00160	0.00188	398.34146	-0.00035
#2	0.00091	0.23622	-0.00134	1.76447	0.00365	0.00158	0.00467	400.45094	0.00015
Mean	0.00063	0.23879	0.00239	1.76148	0.00363	0.00159	0.00327	399.39620	-0.00010
%RSD	63.13059	1.51970	220.63148	0.24014	0.77244	1.05697	60.42258	0.37347	339.79372
	Co	Cr	Cu	Fe	K	Li	Mg	Mn	Mo
	ppm	ppm	ppm	ppm	ppm	ppm	ppm	ppm	ppm
#1	0.04679	0.00050	-0.00570	51.30193	25.19738	2.14155	277.26365	4.31571	0.00261
#2	0.04669	-0.00012	-0.00522	51.51165	25.17686	2.13941	277.89135	4.33385	-0.00138
Mean	0.04674	0.00019	-0.00546	51.40679	25.18712	2.14048	277.57750	4.32478	0.00062
%RSD	0.14690	231.87929	6.20620	0.28848	0.05760	0.07042	0.15990	0.29672	456.60109
	Na	Ni	P	Pb I	Pb II	S	Sb	Se I	Se II
	ppm	ppm	ppm	ppm	ppm	ppm	ppm	ppm	ppm
#1	345.45215	0.24405	0.20907	0.01288	-0.00539	863.98796	0.00595	0.00835	0.00601
#2	344.01393	0.24284	0.17718	0.00378	-0.00255	866.25612	0.00322	0.00600	0.00590
Mean	344.73304	0.24344	0.19313	0.00833	-0.00397	865.12204	0.00459	0.00718	0.00596
%RSD	0.29500	0.35200	11.67726	77.25812	50.59791	0.18539	42.06822	23.15740	1.31151
	Si	Sn	Sr	Ti	Tl	U	V	Zn	Zr
	ppm	ppm	ppm	ppm	ppm	ppm	ppm	ppm	ppm
#1	5.28556	0.00034	0.98945	-0.00331	0.01270	0.04956	-0.00045	0.34920	0.00129
#2	5.29111	-0.00237	0.99035	-0.00357	0.00670	0.03229	-0.00112	0.34767	0.00094
Mean	5.28833	-0.00101	0.98990	-0.00344	0.00970	0.04093	-0.00079	0.34844	0.00112

%RSD	0.07415	188.64526	0.06457	5.45402	43.78112	29.84767	60.72107	0.31148	21.84627
	Pb		Se						
	calc		calc						
#1	0.00070		0.00679						
#2	-0.00044		0.00593						
Mean	0.00013		0.00636						
%RSD	627.20322		9.51550						

Method : Paragon2
File : 130905A
SampleId1 : 1308441-3
SampleId2 :
Analysis commenced : 9/5/2013 15:21:59
Dilution ratio : 1.00000 to 1.00000 Tray :

Printed : 9/5/2013 17:33:49
[SAMPLE]
Position : TUBE27

Final concentrations

	Ag	Al	As	B	Ba	Be	Bi	Ca	Cd
	ppm	ppm	ppm	ppm	ppm	ppm	ppm	ppm	ppm
#1	0.00336	41.32765	0.01629	2.48343	0.00703	0.01291	0.01430	355.45225	0.02188
#2	0.00260	41.39872	0.01207	2.48333	0.00699	0.01294	0.00518	356.68929	0.02180
Mean	0.00298	41.36318	0.01418	2.48338	0.00701	0.01292	0.00974	356.07077	0.02184
%RSD	17.98903	0.12149	21.04704	0.00299	0.40054	0.17808	66.18400	0.24566	0.26750
	Co	Cr	Cu	Fe	K	Li	Mg	Mn	Mo
	ppm	ppm	ppm	ppm	ppm	ppm	ppm	ppm	ppm
#1	0.56230	0.00541	0.00817	81.10376	26.24238	2.16484	511.97279	19.63758	-0.00077
#2	0.56494	0.00292	0.00758	81.41660	26.20821	2.16281	513.28577	19.72313	-0.00125
Mean	0.56362	0.00417	0.00788	81.26018	26.22530	2.16383	512.62928	19.68035	-0.00101
%RSD	0.33039	42.32222	5.25390	0.27223	0.09213	0.06643	0.18111	0.30736	33.71368
	Na	Ni	P	Pb I	Pb II	S	Sb	Se I	Se II
	ppm	ppm	ppm	ppm	ppm	ppm	ppm	ppm	ppm
#1	339.15693	1.63188	0.04861	0.02235	-0.00953	897.84634	0.00518	0.03013	-0.00277
#2	339.90973	1.62452	-0.01512	0.00650	-0.00302	902.36125	-0.00097	-0.00054	0.00337
Mean	339.53333	1.62820	0.01675	0.01442	-0.00628	900.10379	0.00210	0.01479	0.00030
%RSD	0.15678	0.31983	269.11408	77.66682	73.37088	0.35468	206.89349	146.59753	1445.15959
	Si	Sn	Sr	Ti	Tl	U	V	Zn	Zr
	ppm	ppm	ppm	ppm	ppm	ppm	ppm	ppm	ppm
#1	17.03210	0.01477	0.32962	-0.00309	0.01893	0.07630	0.00186	3.15889	0.00390
#2	17.04423	0.01657	0.32969	-0.00283	0.01078	0.04856	-0.00082	3.19127	0.00332
Mean	17.03817	0.01567	0.32966	-0.00296	0.01485	0.06243	0.00052	3.17508	0.00361
%RSD	0.05036	8.13770	0.01472	6.33332	38.80346	31.42362	363.97224	0.72104	11.28631
	Pb	Se							
	calc	calc							
#1	0.00108	0.00819							
#2	0.00015	0.00207							
Mean	0.00062	0.00513							
%RSD	106.84519	84.38524							

ted: 9/5/2013 17:34:06 **User: STEVE WORKMAN**
 Method : Paragon2 File : 130905A
SampleId1 : 1308441-5 **SampleId2 :**
Analysis commenced : 9/5/2013 15:23:30
 Dilution ratio : 1.00000 to 1.00000 Tray :

Printed : 9/5/2013 17:33:50
[SAMPLE]
 Position : TUBE28

Final concentrations

	Ag	Al	As	B	Ba	Be	Bi	Cd
	ppm	ppm	ppm	ppm	ppm	ppm	ppm	ppm
#1	0.00285	0.00975	0.01629	1.27602	0.02315	0.00136	0.00795	0.00014
#2	0.00232	0.00408	0.01232	1.26783	0.02327	0.00141	0.00304	-0.00067
Mean	0.00258	0.00692	0.01430	1.27193	0.02321	0.00138	0.00549	-0.00027
%RSD	14.58596	58.00712	19.63708	0.45531	0.36294	2.59064	63.23206	212.90695

	Co	Cr	Cu	Fe	K	Li	Mg	Mn	Mo
	ppm	ppm	ppm	ppm	ppm	ppm	ppm	ppm	ppm
#1	0.04242	0.00230	-0.00499	29.65800	35.15704	1.30783	240.13122	16.15787	0.00128
#2	0.04154	0.00172	-0.00534	29.74071	35.22454	1.31088	240.71052	16.20770	0.00019
Mean	0.04198	0.00201	-0.00516	29.69936	35.19079	1.30935	240.42087	16.18278	0.00074
%RSD	1.47921	20.11642	4.80770	0.19693	0.13562	0.16467	0.17038	0.21772	104.14875

	Na	Ni	P	Pb I	Pb II	S	Sb	Se I	Se II
	ppm	ppm	ppm	ppm	ppm	ppm	ppm	ppm	ppm
#1	325.74851	0.12916	-0.01303	0.01075	-0.00531	599.16920	0.00619	0.01092	0.00098
#2	326.55478	0.12611	0.00264	0.00530	-0.00006	601.11517	0.00249	0.01302	-0.00439
Mean	326.15165	0.12763	-0.00520	0.00802	-0.00268	600.14218	0.00434	0.01197	-0.00171
%RSD	0.17480	1.69200	213.25526	48.03289	138.39305	0.22928	60.31212	12.38175	222.42617

	Si	Sn	Sr	Ti	Tl	U	V	Zn	Zr
	ppm	ppm	ppm	ppm	ppm	ppm	ppm	ppm	ppm
#1	7.80183	-0.00237	4.58979	-0.00405	0.01889	0.04287	-0.00044	0.00165	0.00030
#2	7.83120	0.00214	4.59052	-0.00457	0.01436	0.02569	-0.00193	0.00088	0.00010
Mean	7.81651	-0.00011	4.59015	-0.00431	0.01662	0.03428	-0.00118	0.00127	0.00020
%RSD	0.26570	2868.65317	0.01126	8.49058	19.27263	35.43104	88.57738	42.79760	72.35843

	Pb	Se
	calc	calc
#1	0.00004	0.00429
#2	0.00173	0.00140
Mean	0.00088	0.00285
%RSD	135.61053	71.66622

Method : Paragon2 File : 130905A
SampleId1 : 1308441-5D **SampleId2 :**
Analysis commenced : 9/5/2013 15:25:01
 Dilution ratio : 1.00000 to 1.00000 Tray :

Printed : 9/5/2013 17:33:50
[SAMPLE]
 Position : TUBE29

Final concentrations

	Ag	Al	As	B	Ba	Be	Bi	Ca	Cd
	ppm	ppm	ppm	ppm	ppm	ppm	ppm	ppm	ppm
#1	0.00254	-0.00498	0.00983	1.27823	0.02359	0.00143	0.00841	611.06763	0.00021
#2	0.00099	-0.00627	0.00164	1.27770	0.02359	0.00140	-0.00303	612.93390	-0.00001
Mean	0.00176	-0.00563	0.00574	1.27796	0.02359	0.00141	0.00269	612.00077	0.00010
%RSD	61.90514	16.16573	100.95110	0.02905	0.00000	1.43446	301.04606	0.21563	162.94487

	Co	Cr	Cu	Fe	K	Li	Mg	Mn	Mo
	ppm	ppm	ppm	ppm	ppm	ppm	ppm	ppm	ppm
#1	0.04281	0.00261	-0.00487	29.90264	35.70076	1.32662	242.37887	16.28247	0.00189
#2	0.04125	0.00083	-0.00534	30.02300	35.70320	1.32712	242.99824	16.34229	0.00044
Mean	0.04203	0.00172	-0.00510	29.96282	35.70198	1.32687	242.68856	16.31238	0.00116
%RSD	2.62894	73.41062	6.51449	0.28405	0.00484	0.02620	0.18046	0.25930	88.29225

	Na	Ni	P	Pb I	Pb II	S	Sb	Se I	Se II
	ppm	ppm	ppm	ppm	ppm	ppm	ppm	ppm	ppm
#1	328.41741	0.13081	0.02301	0.01109	-0.00141	602.84407	0.00102	0.01139	-0.00182
#2	329.50804	0.12795	0.02249	0.00349	-0.00141	605.99536	-0.00145	0.01676	0.00231
Mean	328.96272	0.12938	0.02275	0.00729	-0.00141	604.41972	-0.00022	0.01407	0.00024
%RSD	0.23443	1.56320	1.62366	73.75555	0.00368	0.36867	803.41701	26.99323	1196.10708

	Si	Sn	Ti	Tl	U	V	Zn	Zr
	ppm	ppm	ppm	ppm	ppm	ppm	ppm	ppm
#1	7.87726	0.00214	-0.00388	0.01255	0.04085	-0.00054	0.00012	0.00035
#2	7.89071	0.00575	-0.00429	0.01535	0.02548	-0.00222	0.00088	-0.00021
Mean	7.88399	0.00395	-0.00408	0.01395	0.03316	-0.00138	0.00050	0.00007
%RSD	0.12061	64.63638	7.12167	14.19867	32.77721	86.28365	108.41660	563.35840

	Pb	Se
	calc	calc
#1	0.00275	0.00258
#2	0.00022	0.00712
Mean	0.00149	0.00485
%RSD	120.41206	66.22533

Method : Paragon2
File : 130905A
sampleId1 : 1308441-5L 5X sampleId2 :
Analysis commenced : 9/5/2013 15:26:33
Dilution ratio : 1.00000 to 1.00000 Tray :

Printed : 9/5/2013 17:33:50
[SAMPLE]
Position : TUBE30

Final concentrations

	Ag	Al	As	B	Ba	Be	Bi	Ca	Cd
	ppm	ppm	ppm	ppm	ppm	ppm	ppm	ppm	ppm
#1	0.00069	-0.00718	0.00636	0.26333	0.00465	0.00115	0.00794	116.95053	0.00004
#2	0.00061	-0.00928	0.01256	0.26239	0.00481	0.00112	0.00024	118.48031	-0.00037
Mean	0.00065	-0.00823	0.00946	0.26286	0.00473	0.00114	0.00409	117.71542	-0.00017
%RSD	8.70376	18.03641	46.38049	0.25446	2.37601	1.63945	133.27982	0.91893	172.63645

	Co	Cr	K	Li	Mg	Mn	Mo
	ppm	ppm	ppm	ppm	ppm	ppm	ppm

#1	0.00887	ppm	0.00084	ppm	6.23189	ppm	5.40152	ppm	49.37979	ppm	-0.00077
#2	0.00887		0.00052		6.28084		5.38301		49.57688		-0.00210
Mean	0.00887		0.00068		6.25636		5.39226		49.47834		-0.00144
%RSD	0.00068		32.85663		6.18358		0.24277		0.28167		65.42022

	Na	ppm	Ni	ppm	P	ppm	Pb I	ppm	Pb II	ppm	S	ppm	Sb	ppm	Se I	ppm	Se II	ppm
#1	111.73571		0.02813		-0.02557		0.00140		-0.00333		153.93852		0.00051		-0.00034		-0.00616	
#2	112.06094		0.02745		-0.01878		0.00223		-0.00309		154.77889		0.00322		0.00833		-0.00544	
Mean	111.89833		0.02779		-0.02217		0.00181		-0.00321		154.35870		0.00187		0.00400		-0.00580	
%RSD	0.20552		1.72680		21.65476		32.36250		5.38487		0.38497		102.45361		153.28323		8.71997	

	Si	ppm	Sn	ppm	Sr	ppm	Ti	ppm	Tl	ppm	U	ppm	V	ppm	Zn	ppm	Zr	ppm
#1	1.65874		0.00124		1.00037		-0.00252		0.00701		0.00148		-0.00051		-0.00065		0.00077	
#2	1.66705		-0.00688		1.00308		-0.00238		0.00530		0.00694		-0.00019		-0.00142		0.00044	
Mean	1.66289		-0.00282		1.00172		-0.00245		0.00616		0.00421		-0.00035		-0.00103		0.00060	
%RSD	0.35322		203.60761		0.19147		4.20903		19.72037		91.76363		64.77945		52.46423		38.69687	

	Pb	calc	Se	calc
#1	-0.00176		-0.00422	
#2	-0.00132		-0.00086	
Mean	-0.00154		-0.00254	
%RSD	20.19738		93.58013	

Method : Paragon2
File : 130905A
SampleId1 : CCV
SampleId2 :
Analysis commenced : 9/5/2013 15:28:12
Dilution ratio : 1.00000 to 1.00000 Tray :

Printed : 9/5/2013 17:33:50
[CV]

Position : STD1

Final concentrations

	Ag	ppm	Al	ppm	As	ppm	B	ppm	Ba	ppm	Be	ppm	Bi	ppm	Ca	ppm	Cd	ppm
#1	0.20977		47.05051		0.51349		1.02420		1.02392		0.48287		0.54086		50.59465		0.52385	
#2	0.20898		47.21803		0.52069		1.02305		1.02324		0.48330		0.52685		50.60648		0.52200	
Mean	0.20938		47.13427		0.51709		1.02363		1.02358		0.48309		0.53386		50.60057		0.52292	
%RSD	0.26581		0.25132		0.98532		0.07980		0.04706		0.06354		1.85565		0.01653		0.24984	

	Co	ppm	Cr	ppm	Cu	ppm	Fe	ppm	K	ppm	Li	ppm	Mg	ppm	Mn	ppm	Mo	ppm
#1	0.48586		0.99058		1.04268		19.86550		51.31512		0.50568		48.25069		0.97500		0.98806	
#2	0.48508		0.99093		1.04326		19.87618		51.46961		0.50732		48.33523		0.97538		0.98987	
Mean	0.48547		0.99075		1.04297		19.87084		51.39236		0.50650		48.29296		0.97519		0.98897	
%RSD	0.11423		0.02506		0.03987		0.03802		0.21256		0.22897		0.12378		0.02779		0.12977	

	Na	ppm	Ni	ppm	P	ppm	Pb I	ppm	Pb II	ppm	S	ppm	Sb	ppm	Se I	ppm	Se II	ppm
#1	111.73571		0.02813		-0.02557		0.00140		-0.00333		153.93852		0.00051		-0.00034		-0.00616	
#2	112.06094		0.02745		-0.01878		0.00223		-0.00309		154.77889		0.00322		0.00833		-0.00544	
Mean	111.89833		0.02779		-0.02217		0.00181		-0.00321		154.35870		0.00187		0.00400		-0.00580	
%RSD	0.20552		1.72680		21.65476		32.36250		5.38487		0.38497		102.45361		153.28323		8.71997	

#1	50.21650	1.05129	4.75334	0.97825	0.93429	4.91770	0.52706	1.05414	0.92306
#2	50.37472	1.04189	4.68069	0.97355	0.97459	4.93808	0.52464	1.05205	0.97375
Mean	50.29561	1.04659	4.71701	0.97590	0.95444	4.92789	0.52585	1.05309	0.94841
%RSD	0.22244	0.63519	1.08909	0.34077	2.98529	0.29237	0.32673	0.14042	3.77905

	Si	Sn	Sr	Ti	Tl	U	V	Zn	Zr
	ppm	ppm	ppm	ppm	ppm	ppm	ppm	ppm	ppm
#1	4.54817	1.01935	0.51420	0.46219	0.52718	4.69563	0.48993	0.95884	0.98833
#2	4.55126	1.00588	0.51511	0.46347	0.50348	4.70723	0.48895	0.95577	0.98913
Mean	4.54972	1.01261	0.51465	0.46283	0.51533	4.70143	0.48944	0.95731	0.98873
%RSD	0.04799	0.94070	0.12461	0.19448	3.25203	0.17444	0.14156	0.22696	0.05704

	Pb	Se
	calc	calc
#1	0.94893	0.96671
#2	0.97424	0.99982
Mean	0.96159	0.98327
%RSD	1.86122	2.38118

Method : Paragon2
File : 130905A
SampleId1 : CCB
SampleId2 :
Analysis commenced : 9/5/2013 15:31:57
Dilution ratio : 1.00000 to 1.00000 Tray :

Printed : 9/5/2013 17:33:50
[CB]

Position : STD2

Final concentrations

	Ag	Al	As	B	Ba	Be	Bi	Ca	Cd
	ppm	ppm	ppm	ppm	ppm	ppm	ppm	ppm	ppm
#1	-0.00116	0.02086	0.00015	-0.00072	-0.00032	-0.00090	0.00350	0.14888	0.00005
#2	-0.00062	0.01981	-0.00531	-0.00135	-0.00024	-0.00095	0.00186	0.15009	-0.00039
Mean	-0.00089	0.02033	-0.00258	-0.00104	-0.00028	-0.00093	0.00268	0.14949	-0.00017
%RSD	43.12153	3.62707	149.79259	43.09046	20.32994	3.82189	43.07388	0.57298	184.82968

	Co	Cr	Cu	Fe	K	Li	Mg	Mn	Mo
	ppm	ppm	ppm	ppm	ppm	ppm	ppm	ppm	ppm
#1	-0.00062	-0.00049	-0.00438	0.00026	0.13181	-0.00213	0.08619	0.00041	-0.00150
#2	-0.00062	-0.00036	-0.00426	0.00026	0.13283	-0.00212	0.08619	0.00029	-0.00210
Mean	-0.00062	-0.00042	-0.00432	0.00026	0.13232	-0.00212	0.08619	0.00035	-0.00180
%RSD	0.02559	22.11553	1.92831	0.00000	0.54422	0.21972	0.00000	25.67287	23.74504

	Na	Ni	P	Pb	Pb	S	Sb	Se	Se
	ppm	ppm	ppm	ppm	ppm	ppm	ppm	ppm	ppm
#1	0.10174	-0.00178	-0.00937	-0.00155	-0.00094	0.02201	0.00175	0.00246	-0.00255
#2	0.09961	-0.00280	-0.01616	-0.00003	-0.00177	0.04232	-0.00047	0.00527	-0.00028
Mean	0.10067	-0.00229	-0.01277	-0.00079	-0.00136	0.03217	0.00064	0.00387	-0.00141
%RSD	1.49451	31.44931	37.59945	136.71812	42.97163	44.64577	247.04547	51.38933	113.53946

	Si	Sn	Sr	Ti	Tl	U	V	Zn	Zr
	ppm	ppm	ppm	ppm	ppm	ppm	ppm	ppm	ppm
#1	-0.02315	-0.00237	-0.00123	-0.00187	-0.00373	-0.01821	-0.00017	-0.00142	0.00078

#2	-0.02438	0.00304	-0.00122	-0.00193	-0.00217	-0.01515	-0.00017	-0.00142	0.00078
Mean	-0.02377	0.00034	-0.00122	-0.00190	-0.00295	-0.01668	-0.00017	-0.00142	0.00078
%RSD	3.67076	1135.54105	0.65681	1.97382	37.39428	12.95426	0.07711	0.00000	0.02078

	Pb	Se
	calc	calc
#1	-0.00115	-0.00088
#2	-0.00119	0.00157
Mean	-0.00117	0.00035
%RSD	2.53007	500.61991

Method : Paragon2
File : 130905A
SampleId1 : 1308441-5MS
SampleId2 :
Analysis commenced : 9/5/2013 15:33:31
Dilution ratio : 1.00000 to 1.00000 Tray :
Printed : 9/5/2013 17:33:51
[SAMPLE]
Position : TUBE31

Final concentrations

	Ag	Al	As	B	Ba	Be	Bi	Ca	Cd
	ppm	ppm	ppm	ppm	ppm	ppm	ppm	ppm	ppm
#1	0.10450	1.90080	1.05017	2.33555	1.00372	0.04396	0.00099	675.09916	0.05191
#2	0.10498	1.91648	1.04545	2.32716	1.00749	0.04380	-0.00135	667.45928	0.05128
Mean	0.10474	1.90864	1.04781	2.33135	1.00561	0.04388	-0.00018	671.27922	0.05160
%RSD	0.32449	0.58086	0.31888	0.25451	0.26480	0.25674	920.99059	0.80476	0.87317

	Co	Cr	Cu	Fe	K	Li	Mg	Mn	Mo
	ppm	ppm	ppm	ppm	ppm	ppm	ppm	ppm	ppm
#1	0.49139	0.18363	0.26655	31.34852	92.41790	2.00327	285.43895	16.93272	0.94462
#2	0.48661	0.18306	0.26797	31.18755	92.99743	2.01834	285.02906	16.83865	0.93506
Mean	0.48900	0.18334	0.26726	31.26803	92.70766	2.01080	285.23400	16.88568	0.93984
%RSD	0.69029	0.22134	0.37735	0.36402	0.44202	0.52998	0.10162	0.39391	0.71911

	Na	Ni	P	Pb I	Pb II	S	Sb	Se I	Se II
	ppm	ppm	ppm	ppm	ppm	ppm	ppm	ppm	ppm
#1	345.31404	0.60919	0.04966	0.47258	0.45335	611.81574	0.51314	2.30507	2.09020
#2	341.83617	0.59930	0.03085	0.46525	0.47100	607.59973	0.51407	2.30807	2.14972
Mean	343.57511	0.60425	0.04025	0.46892	0.46218	609.70774	0.51360	2.30657	2.11996
%RSD	0.71578	1.15708	33.04007	1.10553	2.70109	0.48895	0.12723	0.09223	1.98541

	Si	Sn	Sr	Ti	Tl	U	V	Zn	Zr
	ppm	ppm	ppm	ppm	ppm	ppm	ppm	ppm	ppm
#1	8.99765	0.52141	5.17722	0.42036	2.17954	0.01591	0.45631	0.44130	0.00207
#2	9.00520	0.52141	5.17485	0.41917	2.16088	0.00197	0.45493	0.44361	0.00093
Mean	9.00142	0.52141	5.17603	0.41976	2.17021	0.00894	0.45562	0.44245	0.00150
%RSD	0.05928	0.00019	0.03230	0.20103	0.60778	110.22385	0.21500	0.36800	53.40431

	Pb	Se
	calc	calc
#1	0.45976	2.16175
#2	0.46909	2.20245

Mean 0.46442 2.18210er: STEVE WORKMAN
%RSD 1.42121 1.31902

Method : Paragon2 File : 130905A
SampleId1 : 1308441-5MSD SampleId2 :
Analysis commenced : 9/5/2013 15:35:02
Dilution ratio : 1.00000 to 1.00000 Tray :

Printed : 9/5/2013 17:33:51
[SAMPLE]
Position : TUBE32

Final concentrations

	Ag	Al	As	B	Ba	Be	Bi	Ca	Cd
	ppm	ppm	ppm	ppm	ppm	ppm	ppm	ppm	ppm
#1	0.10457	1.93276	1.05912	2.31814	1.00761	0.04337	0.00425	650.36801	0.05143
#2	0.10512	1.92335	1.03202	2.30733	1.00188	0.04363	0.00634	662.86746	0.05134
Mean	0.10485	1.92806	1.04557	2.31273	1.00475	0.04350	0.00529	656.61773	0.05139
%RSD	0.37013	0.34495	1.83328	0.33033	0.40318	0.41850	27.97433	1.34606	0.12831
	Co	Cr	Cu	Fe	K	Li	Mg	Mn	Mo
	ppm	ppm	ppm	ppm	ppm	ppm	ppm	ppm	ppm
#1	0.48301	0.18183	0.26370	30.63030	93.26025	2.02027	281.68584	16.52420	0.93289
#2	0.48593	0.18367	0.26109	30.94333	92.25334	1.99604	282.90419	16.72730	0.93664
Mean	0.48447	0.18275	0.26240	30.78681	92.75679	2.00816	282.29502	16.62575	0.93476
%RSD	0.42574	0.71361	0.70218	0.71897	0.76759	0.85313	0.30518	0.86381	0.28371

	Na	Ni	P	Pb I	Pb II	S	Sb	Se I	Se II
	ppm	ppm	ppm	ppm	ppm	ppm	ppm	ppm	ppm
#1	335.26473	0.60173	0.01570	0.46893	0.44569	597.51532	0.51137	2.29115	2.05133
#2	340.34181	0.60110	0.01309	0.47532	0.45723	605.73109	0.50846	2.30461	2.13752
Mean	337.80327	0.60141	0.01439	0.47212	0.45146	601.62320	0.50992	2.29788	2.09443
%RSD	1.06276	0.07408	12.83243	0.95672	1.80825	0.96563	0.40390	0.41408	2.90979

	Si	Sn	Sr	Ti	Tl	U	V	Zn	Zr
	ppm	ppm	ppm	ppm	ppm	ppm	ppm	ppm	ppm
#1	8.90525	0.51871	5.14321	0.41658	2.20615	0.02929	0.45143	0.43440	-0.00005
#2	8.93698	0.52321	5.12491	0.41777	2.18538	0.02233	0.45234	0.43747	0.00003
Mean	8.92112	0.52096	5.13406	0.41718	2.19577	0.02581	0.45188	0.43593	-0.00001
%RSD	0.25147	0.61048	0.25206	0.20227	0.66865	19.07491	0.14190	0.49800	532.42340

	Pb	Se
	calc	calc
#1	0.45343	2.13119
#2	0.46326	2.19316
Mean	0.45834	2.16218
%RSD	1.51616	2.02656

Method : Paragon2 File : 130905A
SampleId1 : 1308441-7 SampleId2 :
Analysis commenced : 9/5/2013 15:36:33
Dilution ratio : 1.00000 to 1.00000 Tray :

Printed : 9/5/2013 17:33:51
[SAMPLE]
Position : TUBE33

	Ag	Al	As	B	Ba	Be	Bi	Ca	Cd
	ppm	ppm	ppm	ppm	ppm	ppm	ppm	ppm	ppm
#1	-0.00037	-0.04249	0.00537	2.99122	0.01680	-0.00095	0.00121	357.90691	-0.00024
#2	-0.00028	-0.04864	0.00437	2.99992	0.01696	-0.00087	0.00260	357.44228	-0.00106
Mean	-0.00032	-0.04556	0.00487	2.99557	0.01688	-0.00091	0.00191	357.67459	-0.00065
%RSD	19.07323	9.53588	14.41997	0.20537	0.66549	6.21362	51.86395	0.09185	90.22268

	Co	Cr	Cu	Fe	K	Li	Mg	Mn	Mo
	ppm	ppm	ppm	ppm	ppm	ppm	ppm	ppm	ppm
#1	0.00909	0.00042	-0.00502	9.91737	41.11129	2.29493	1371.53219	1.05117	0.00442
#2	0.00811	-0.00011	-0.00490	9.93540	41.41962	2.31085	1373.83609	1.05206	0.00611
Mean	0.00860	0.00016	-0.00496	9.92638	41.26546	2.30289	1372.68414	1.05162	0.00527
%RSD	8.03176	240.34461	1.74022	0.12847	0.52834	0.48900	0.11868	0.06017	22.69993

	Na	Ni	P	Pb I	Pb II	S	Sb	Se I	Se II
	ppm	ppm	ppm	ppm	ppm	ppm	ppm	ppm	ppm
#1	278.74373	0.04156	0.07735	0.00700	-0.00459	895.34520	-0.00118	0.01099	0.00940
#2	277.76580	0.04151	0.08623	0.00162	-0.00629	888.97540	-0.00141	-0.00189	0.00685
Mean	278.25477	0.04154	0.08179	0.00431	-0.00544	892.16030	-0.00130	0.00455	0.00813
%RSD	0.24851	0.08253	7.67998	88.25030	22.11719	0.50486	12.81472	200.02563	22.16835

	Pb	Se
	calc	calc
#1	-0.00073	0.00993
#2	-0.00365	0.00394
Mean	-0.00219	0.00694
%RSD	94.33602	61.03958

Method : Paragon2 File : 130905A
SampleId1 : 1308510-6 SampleId2 :
Analysis commenced : 9/5/2013 15:39:00
Dilution ratio : 1.00000 to 1.00000 Tray :
Position : TUBE34

Printed : 9/5/2013 17:33:51

[SAMPLE]

Final concentrations

	Ag	Al	As	B	Ba	Be	Bi	Ca	Cd
	ppm	ppm	ppm	ppm	ppm	ppm	ppm	ppm	ppm
#1	-0.00031	-0.00184	0.00363	0.00506	0.03351	-0.00069	0.00724	26.15466	0.00011
#2	-0.00162	-0.00046	-0.00233	0.00233	0.03359	-0.00069	-0.00024	26.14875	-0.00010
Mean	-0.00097	-0.00115	0.00065	0.00370	0.03355	-0.00069	0.00350	26.15170	0.00001
%RSD	95.89014	84.85586	649.02742	52.29759	0.16738	0.59836	151.04965	0.01597	2460.00045

ted: 9/5/2013 17:34:06 User: STEVE WORKMAN

	Co	Cr	Cu	Fe	K	Li	Mg	Mn	Mo
#1	-0.00106	0.00327	-0.00414	0.01051	0.63690	0.00353	16.28795	0.00105	-0.00065
#2	-0.00174	0.00216	-0.00378	0.00947	0.63333	0.00350	16.30087	0.00054	-0.00138
Mean	-0.00140	0.00272	-0.00396	0.00999	0.63512	0.00351	16.29441	0.00079	-0.00101
%RSD	34.57833	28.88688	6.44144	7.35712	0.39721	0.59763	0.05605	45.22387	50.57053
	Na	Ni	P	Pb I	Pb II	S	Sb	Se I	Se II
#1	1.81681	-0.00183	-0.00572	0.00053	-0.00178	1.54596	-0.00343	-0.00806	-0.00155
#2	1.80033	-0.00236	-0.00937	-0.00544	0.00076	1.48497	-0.00516	-0.00807	0.00157
Mean	1.80857	-0.00210	-0.00755	-0.00245	-0.00051	1.51547	-0.00430	-0.00807	0.00001
%RSD	0.64426	17.99818	34.25967	172.07586	354.46319	2.84565	28.38328	0.09451	34166.39228
	Si	Sn	Sr	Ti	Tl	U	V	Zn	Zr
#1	3.65785	-0.00147	0.01172	-0.00221	0.00382	-0.00538	0.00015	-0.00142	-0.00010
#2	3.66895	0.00665	0.01166	-0.00227	0.00615	-0.02372	-0.00068	-0.00065	-0.00061
Mean	3.66340	0.00259	0.01169	-0.00224	0.00498	-0.01455	-0.00027	-0.00103	-0.00035
%RSD	0.21430	221.42987	0.41242	2.09454	33.01720	89.10993	219.98795	52.46423	102.69526

	Pb	Se
	calc	calc
#1	-0.00101	-0.00372
#2	-0.00130	-0.00164
Mean	-0.00116	-0.00268
%RSD	17.84875	54.72631

Method : Paragon2 File : 130905A

SampleId1 : 1308510-6D SampleId2 :

Analysis commenced : 9/5/2013 15:40:32

Dilution ratio : 1.00000 to 1.00000 Tray :

Printed : 9/5/2013 17:33:51

[SAMPLE]

Position : TUBE35

Final concentrations

	Ag	Al	As	B	Ba	Be	Bi	Ca	Cd
#1	-0.00069	-0.00644	-0.00258	0.00180	0.03383	-0.00070	0.00583	26.82910	-0.00046
#2	-0.00108	-0.00918	-0.00705	0.00138	0.03387	-0.00076	0.00069	26.89245	-0.00035
Mean	-0.00088	-0.00781	-0.00481	0.00159	0.03385	-0.00073	0.00326	26.86078	-0.00040
%RSD	31.08997	24.81558	65.65750	18.66442	0.08295	5.24315	111.31206	0.16676	20.06735
	Co	Cr	Cu	Fe	K	Li	Mg	Mn	Mo
#1	-0.00096	0.00324	-0.00461	-0.00003	0.65372	0.00342	16.41431	0.00041	-0.00041
#2	-0.00096	0.00261	-0.00438	-0.00033	0.65397	0.00342	16.38904	0.00041	-0.00258
Mean	-0.00096	0.00292	-0.00449	-0.00018	0.65385	0.00342	16.40168	0.00041	-0.00150
%RSD	0.02472	15.16591	3.74056	116.11353	0.02756	0.06820	0.10896	0.00000	102.73108

	Na	Ni	P	Pb I	Pb II	S	Sb	Se I	Se II
	ppm	ppm	ppm	ppm	ppm	ppm	ppm	ppm	ppm
#1	1.61681	-0.00236	-0.01408	0.00033	-0.00006	1.24782	-0.00023	0.00129	-0.00467
#2	1.59804	-0.00236	-0.00154	-0.00249	0.00108	1.25460	-0.00270	0.00854	0.00312
Mean	1.60743	-0.00236	-0.00781	-0.00108	0.00051	1.25121	-0.00147	0.00492	-0.00077
%RSD	0.82562	0.00000	113.53377	184.61739	157.65614	0.38289	119.18053	104.33238	711.73625
	Si	Sn	Sr	Ti	Tl	U	V	Zn	Zr
	ppm	ppm	ppm	ppm	ppm	ppm	ppm	ppm	ppm
#1	3.72091	0.00935	0.01112	-0.00213	-0.00685	-0.02188	0.00020	0.00318	-0.00034
#2	3.72907	0.00575	0.01112	-0.00194	-0.00737	-0.02371	0.00004	0.00012	-0.00047
Mean	3.72499	0.00755	0.01112	-0.00203	-0.00711	-0.02279	0.00012	0.00165	-0.00040
%RSD	0.15495	33.77857	0.00000	6.45771	5.17584	5.68772	92.64968	131.41952	23.23434

	Pb	Se
	calc	calc
#1	0.00007	-0.00269
#2	-0.00011	0.00493
Mean	-0.00002	0.00112
%RSD	684.46169	480.44569

Method : Paragon2
File : 130905A
SampleId1 : 1308510-6L 5X
SampleId2 :
Analysis commenced : 9/5/2013 15:42:04
Dilution ratio : 1.00000 to 1.00000 Tray :
Position : TUBE36

Printed : 9/5/2013 17:33:51

[SAMPLE]

Final concentrations

	Ag	Al	As	B	Ba	Be	Bi	Ca	Cd
	ppm	ppm	ppm	ppm	ppm	ppm	ppm	ppm	ppm
#1	-0.00054	-0.00908	0.00040	-0.00167	0.00620	-0.00082	0.00420	5.26534	-0.00042
#2	-0.00085	-0.01186	0.00810	-0.00261	0.00623	-0.00084	-0.00187	5.24864	-0.00048
Mean	-0.00069	-0.01047	0.00425	-0.00214	0.00621	-0.00083	0.00116	5.25699	-0.00045
%RSD	31.42387	18.74722	128.07865	31.27887	0.45171	1.41271	369.67099	0.22467	8.27261
	Co	Cr	Cu	Fe	K	Li	Mg	Mn	Mo
	ppm	ppm	ppm	ppm	ppm	ppm	ppm	ppm	ppm
#1	-0.00070	0.00059	-0.00461	-0.00523	0.20488	-0.00134	3.23964	-0.00022	-0.00415
#2	-0.00109	-0.00031	-0.00473	-0.00553	0.20386	-0.00136	3.24131	-0.00035	-0.00065
Mean	-0.00090	0.00014	-0.00467	-0.00538	0.20437	-0.00135	3.24048	-0.00028	-0.00240
%RSD	30.69613	456.43880	1.78177	3.90461	0.35239	1.20686	0.03629	31.48711	103.09977
	Na	Ni	P	Pb I	Pb II	S	Sb	Se I	Se II
	ppm	ppm	ppm	ppm	ppm	ppm	ppm	ppm	ppm
#1	0.36621	-0.00159	-0.00729	-0.00131	0.00240	0.21157	0.00050	0.00808	-0.00028
#2	0.36167	-0.00086	-0.01251	-0.00620	-0.00050	0.22511	0.00076	-0.00316	-0.00240
Mean	0.36394	-0.00122	-0.00990	-0.00375	0.00095	0.21834	0.00063	0.00246	-0.00134
%RSD	0.88240	42.06223	37.31845	92.08815	216.15285	4.38528	30.16319	322.81174	112.00233
	Si	Sn	Sr	Ti	Tl	U	V	Zn	Zr
	ppm	ppm	ppm	ppm	ppm	ppm	ppm	ppm	ppm

#1	ppm	ppm	ppm	ppm	ppm	ppm	ppm
#2	0.70615	-0.00237	0.00216	-0.00214	0.00587	-0.01760	-0.00218
Mean	0.70448	0.00034	0.00213	-0.00239	0.00561	-0.02065	-0.00142
%RSD	0.70531	-0.00102	0.00215	-0.00226	0.00574	-0.01912	-0.00180
	0.16814	188.43353	0.74890	7.86607	3.21885	11.30007	30.11797
							127.60410

	Pb	Se
	calc	calc
#1	0.00117	0.00250
#2	-0.00240	-0.00265
Mean	-0.00062	-0.00008
%RSD	409.37764	4826.95984

Method : Paragon2
File : 130905A
SampleId1 : 1308510-6MS
SampleId2 :
Analysis commenced : 9/5/2013 15:43:36
Dilution ratio : 1.00000 to 1.00000
Tray :

Printed : 9/5/2013 17:33:52
[SAMPLE]
Position : TUBE37

Final concentrations

#1	Ag	Al	As	B	Ba	Be	Bi	Ca	Cd
#2	ppm	ppm	ppm	ppm	ppm	ppm	ppm	ppm	ppm
Mean	0.10212	1.88752	1.06484	1.05403	1.09474	0.04959	-0.00199	67.51721	0.05243
%RSD	0.10228	1.88152	1.05017	1.05813	1.09442	0.04969	0.00152	67.49701	0.05225
	0.10220	1.88452	1.05751	1.05608	1.09458	0.04964	-0.00024	67.50711	0.05234
	0.10718	0.22529	0.98114	0.27424	0.02072	0.13326	1052.92902	0.02117	0.24108

#1	Co	Cr	Cu	Fe	K	Li	Mg	Mn	Mo
#2	ppm	ppm	ppm	ppm	ppm	ppm	ppm	ppm	ppm
Mean	0.49007	0.20820	0.26691	0.95194	40.67782	0.52030	55.26328	0.49682	0.99169
%RSD	0.48967	0.20959	0.26762	0.94954	40.58618	0.51938	55.21025	0.49733	0.99193
	0.48987	0.20889	0.26727	0.95074	40.63200	0.51984	55.23677	0.49707	0.99181
	0.05692	0.47054	0.18806	0.17856	0.15947	0.12524	0.06789	0.07238	0.01725

#1	Na	Ni	P	Pb I	Pb II	S	Sb	Se I	Se II
#2	ppm	ppm	ppm	ppm	ppm	ppm	ppm	ppm	ppm
Mean	42.09981	0.53348	-0.00937	0.49899	0.48118	1.13942	0.53430	2.14626	1.92672
%RSD	42.08104	0.52830	-0.01408	0.49739	0.49053	1.13265	0.53161	2.13349	1.96902
	42.09042	0.53089	-0.01173	0.49819	0.48586	1.13603	0.53296	2.13988	1.94787
	0.03155	0.69078	28.34966	0.22652	1.36125	0.42168	0.35633	0.42200	1.53545

#1	Si	Sn	Sr	Ti	Tl	U	V	Zn	Zr
#2	ppm	ppm	ppm	ppm	ppm	ppm	ppm	ppm	ppm
Mean	4.70025	0.52316	0.53119	0.45912	2.24932	-0.02261	0.50041	0.49657	-0.00035
%RSD	4.69531	0.51866	0.53118	0.46080	2.25534	-0.02138	0.50170	0.49734	-0.00042
	4.69778	0.52091	0.53119	0.45996	2.25233	-0.02199	0.50106	0.49695	-0.00038
	0.07432	0.61099	0.00153	0.25888	0.18887	3.93640	0.18271	0.10922	11.94314

Pb	Se
calc	calc

#1 0.48711 1.99983 **er: STEVE WORKMAN**
#2 0.49282 2.02379
Mean 0.48996 2.01181
%RSD 0.82365 0.84212

Method : Paragon2 File : 130905A
SampleId1 : 1308510-6MSD SampleId2 :
Analysis commenced : 9/5/2013 15:45:08
Dilution ratio : 1.00000 to 1.00000 Tray :

Printed : 9/5/2013 17:33:52
[SAMPLE]
Position : TUBE38

Final concentrations

#1	Ag	ppm	Al	ppm	As	ppm	B	ppm	Ba	ppm	Be	ppm	Bi	ppm	Ca	ppm	Cd	ppm
#2	0.10384	1.93262	1.92444	1.07405	1.08001	1.06947	1.07556	1.11303	1.11038	0.05043	0.05046	-0.00079	68.47298	0.05352	68.53773	0.05359	0.05352	
Mean	0.10360	1.92853	1.92853	1.07703	1.07703	1.07251	1.07251	1.11170	1.11170	0.05045	0.05045	-0.00114	68.50536	0.05356	68.50536	0.05356	0.05356	
%RSD	0.32067	0.29999	0.29999	0.39189	0.39189	0.40159	0.40159	0.16834	0.16834	0.04761	0.04761	43.50134	0.06684	0.09082	0.06684	0.09082	0.09082	
#1	Co	ppm	Cr	ppm	Cu	ppm	Fe	ppm	K	ppm	Li	ppm	Mg	ppm	Mn	ppm	Mo	ppm
#2	0.49632	0.21166	0.21219	0.27438	0.27521	0.97716	0.98061	41.33472	41.21971	0.53059	0.52933	55.97916	0.50407	1.00004	0.50407	1.00004	1.00004	
Mean	0.49730	0.21192	0.21192	0.27480	0.27480	0.97888	0.97888	41.27721	41.27721	0.52996	0.52996	55.98558	0.50470	1.00657	0.50470	1.00657	1.00657	
%RSD	0.27780	0.17882	0.17882	0.21376	0.21376	0.24938	0.24938	0.19702	0.19702	0.16776	0.16776	0.01620	0.17824	0.91803	0.17824	0.91803	0.91803	
#1	Na	ppm	Ni	ppm	P	ppm	Pb I	ppm	Pb II	ppm	S	ppm	Sb	ppm	Se I	ppm	Se II	ppm
#2	43.13836	0.54080	0.53862	-0.01199	0.50024	0.49974	0.50097	0.49294	0.49294	1.14620	1.11232	0.53587	2.18225	2.01301	2.18712	1.96294	2.01301	
Mean	43.10269	0.53971	0.53971	-0.00493	0.49999	0.49999	0.49999	0.49696	0.49696	1.12926	1.12926	0.53791	2.18469	1.98798	2.18469	1.98798	1.98798	
%RSD	0.11705	0.28577	0.28577	202.08672	0.07067	0.07067	0.07067	1.14209	1.14209	2.12104	2.12104	0.53552	0.53552	1.78118	0.53552	1.78118	1.78118	
#1	Si	ppm	Sn	ppm	Sr	ppm	Ti	ppm	Tl	ppm	U	ppm	V	ppm	Zn	ppm	Zr	ppm
#2	4.74918	0.54025	0.53215	0.53774	0.46638	0.46713	0.46638	2.30074	2.30074	-0.02751	-0.02385	0.50922	0.49887	-0.00082	0.49887	-0.00082	-0.00082	
Mean	4.74805	0.53620	0.53620	0.53847	0.46675	0.46675	0.46675	2.29398	2.29398	-0.02568	-0.02568	0.50932	0.49810	-0.00072	0.49810	-0.00072	-0.00072	
%RSD	0.03370	1.06801	1.06801	0.19306	0.11249	0.11249	0.11249	0.41707	0.41707	10.09052	10.09052	0.02895	0.21794	19.34741	0.21794	19.34741	19.34741	

Method : Paragon2 File : 130905A
SampleId1 : 1308510-7 SampleId2 :
Analysis commenced : 9/5/2013 15:47:55

Printed : 9/5/2013 17:33:52
[SAMPLE]

Dilution ratio : 1.00000 to 1.00000 Tray :

Position : TUBE39

Final concentrations

	Ag	Al	As	B	Ba	Be	Bi	Ca	Cd
#1	-0.00054	-0.01175	0.00040	-0.00030	0.03312	-0.00066	0.00023	26.93215	-0.00028
#2	-0.00061	-0.01022	-0.00332	-0.00040	0.03316	-0.00071	0.00163	26.93680	-0.00006
Mean	-0.00058	-0.01099	-0.00146	-0.00035	0.03314	-0.00069	0.00093	26.93447	-0.00017
%RSD	8.86289	9.83196	180.22324	21.13354	0.08474	5.26650	106.35498	0.01220	89.33993

	Co	Cr	Cu	Fe	K	Li	Mg	Mn	Mo
#1	-0.00018	0.00354	-0.00426	-0.00360	0.66977	0.00318	16.06221	0.00143	-0.00186
#2	-0.00008	0.00274	-0.00461	-0.00389	0.66468	0.00317	16.08299	0.00130	-0.00150
Mean	-0.00013	0.00314	-0.00444	-0.00374	0.66722	0.00318	16.07260	0.00136	-0.00168
%RSD	53.49208	18.05866	5.63839	5.60785	0.54016	0.14695	0.09140	6.57515	15.27276

	Na	Ni	P	Pb I	Pb II	S	Sb	Se I	Se II
#1	1.51352	-0.00304	-0.01564	-0.00315	-0.00222	1.13265	-0.00123	0.00223	0.00114
#2	1.51801	-0.00100	-0.00415	-0.00106	0.00000	1.14620	0.00100	0.00714	-0.00354
Mean	1.51577	-0.00202	-0.00990	-0.00210	-0.00111	1.13942	-0.00011	0.00469	-0.00120
%RSD	0.20973	71.19131	82.10112	70.09208	141.81105	0.84086	1372.71697	74.09538	275.53845

	Si	Sn	Sr	Ti	Tl	U	V	Zn	Zr
#1	3.61977	0.00214	0.01079	-0.00217	0.00510	-0.01271	0.00046	0.00318	-0.00011
#2	3.62671	-0.00507	0.01078	-0.00202	-0.00400	-0.02004	0.00035	0.00318	-0.00027
Mean	3.62324	-0.00147	0.01079	-0.00209	0.00055	-0.01637	0.00040	0.00318	-0.00019
%RSD	0.13546	347.87968	0.07449	4.92922	1164.68648	31.67536	18.35726	0.00000	62.09618

	Pb	Se
	calc	calc
#1	-0.00253	0.00150
#2	-0.00035	0.00002
Mean	-0.00144	0.00076
%RSD	106.87921	138.07486

Method : Paragon2 File : 130905A

SampleId1 : 1308514-1 SampleId2 :

Analysis commenced : 9/5/2013 15:49:27

Dilution ratio : 1.00000 to 1.00000 Tray :

Printed : 9/5/2013 17:33:52

[SAMPLE]

Position : TUBE40

Final concentrations

	Ag	Al	As	B	Ba	Be	Bi	Ca	Cd
#1	-0.00072	-0.02203	0.01008	2.59806	57.62742	-0.00126	0.00960	430.99219	-0.00049
#2	-0.00069	-0.02680	0.00735	2.59701	57.67818	-0.00124	0.00259	430.88719	0.00000

Mean	-0.00071	-0.02441	0.00872	2.59753	57.65280	-0.00125	0.00609	430.93969	-0.00024
%RSD	2.25029	13.83540	22.15091	0.02855	0.06226	1.58967	81.36957	0.01723	142.53655
	Co	Cr	Cu	Fe	K	Li	Mg	Mn	Mo
	ppm	ppm	ppm	ppm	ppm	ppm	ppm	ppm	ppm
#1	0.02876	0.00352	0.00296	32.70252	110.85437	4.43835	17.67378	0.82448	0.00732
#2	0.02776	0.00286	0.00297	32.72415	110.99283	4.44633	17.68277	0.82537	0.00599
Mean	0.02826	0.00319	0.00297	32.71334	110.92360	4.44234	17.67827	0.82493	0.00666
%RSD	2.51424	14.48358	0.19655	0.04674	0.08826	0.12696	0.03599	0.07655	14.11388
	Na	Ni	P	Pb I	Pb II	S	Sb	Se I	Se II
	ppm	ppm	ppm	ppm	ppm	ppm	ppm	ppm	ppm
#1	264.54788	0.01044	1.62306	0.00745	-0.00126	2.63738	0.00080	0.00904	0.00327
#2	265.09211	0.00947	1.04318	0.00051	0.00280	2.63060	0.00079	0.00224	0.00214
Mean	264.81999	0.00995	1.33312	0.00398	0.00077	2.63399	0.00079	0.00564	0.00270
%RSD	0.14532	6.88906	30.75749	123.32223	373.28840	0.18205	0.47107	85.29812	29.54188
	Si	Sn	Sr	Ti	Tl	U	V	Zn	Zr
	ppm	ppm	ppm	ppm	ppm	ppm	ppm	ppm	ppm
#1	19.40587	0.01747	35.23394	-0.00301	-0.00416	0.02954	-0.00234	0.01392	-0.00226
#2	19.44247	0.00485	35.18542	-0.00267	-0.01091	0.00019	-0.00244	0.01622	-0.00276
Mean	19.42417	0.01116	35.20968	-0.00284	-0.00753	0.01487	-0.00239	0.01507	-0.00251
%RSD	0.13323	79.99812	0.09744	8.57910	63.38469	139.64277	2.93694	10.79444	14.02255
	Pb	Se							
	calc	calc							
#1	0.00164	0.00519							
#2	0.00204	0.00217							
Mean	0.00184	0.00368							
%RSD	15.44361	57.98132							

Method : Paragon2

File : 130905A

Printed : 9/5/2013 17:33:52

SampleId1 : CCV

SampleId2 :

[CV]

Analysis commenced : 9/5/2013 15:59:13

Dilution ratio : 1.00000 to 1.00000 Tray :

Position : STD1

Final concentrations

	Ag	Al	As	B	Ba	Be	Bi	Ca	Cd
	ppm	ppm	ppm	ppm	ppm	ppm	ppm	ppm	ppm
#1	0.20828	49.09832	0.52193	0.98870	1.00653	0.49577	0.50650	50.99784	0.50320
#2	0.20720	49.14481	0.51398	0.99763	1.00549	0.49694	0.50136	51.04562	0.50151
Mean	0.20774	49.12156	0.51796	0.99317	1.00601	0.49636	0.50393	51.02173	0.50235
%RSD	0.36822	0.06693	1.08543	0.63560	0.07321	0.16623	0.72172	0.06622	0.23747
	Co	Cr	Cu	Fe	K	Li	Mg	Mn	Mo
	ppm	ppm	ppm	ppm	ppm	ppm	ppm	ppm	ppm
#1	0.49046	1.01219	1.01606	20.27410	50.03086	0.49639	48.79801	1.00055	0.98649
#2	0.49202	1.01444	1.01547	20.30536	49.98475	0.49553	48.85130	1.00273	0.98842
Mean	0.49124	1.01332	1.01576	20.28973	50.00780	0.49596	48.82466	1.00164	0.98745

%RSD	0.22437	0.15712	0.04092	0.10896	0.06519	0.12280	0.07719	0.15336	0.13863
	Na	Ni	P	Pb I	Pb II	S	Sb	Se I	Se II
	ppm	ppm	ppm	ppm	ppm	ppm	ppm	ppm	ppm
#1	50.11015	0.99565	4.85114	0.97826	0.98703	4.99242	0.51113	1.04342	0.95640
#2	49.98398	0.99730	4.85809	0.98540	1.00738	5.00600	0.50528	1.05530	0.99548
Mean	50.04707	0.99648	4.85461	0.98183	0.99721	4.99921	0.50820	1.04936	0.97594
%RSD	0.17827	0.11692	0.10122	0.51423	1.44255	0.19214	0.81420	0.80064	2.83148
	Si	Sn	Sr	Ti	Tl	U	V	Zn	Zr
	ppm	ppm	ppm	ppm	ppm	ppm	ppm	ppm	ppm
#1	4.67231	1.00854	0.50611	0.49101	0.52815	4.70937	0.49383	1.04105	0.98906
#2	4.67109	1.00494	0.50594	0.49151	0.53128	4.69652	0.49353	1.04719	0.99022
Mean	4.67170	1.00674	0.50602	0.49126	0.52971	4.70294	0.49368	1.04412	0.98964
%RSD	0.01851	0.25233	0.02406	0.07253	0.41678	0.19324	0.04292	0.41624	0.08266
	Pb	Se							
	calc	calc							
#1	0.98411	0.98538							
#2	1.00006	1.01540							
Mean	0.99209	1.00039							
%RSD	1.13662	2.12211							

Method : Paragon2 File : 130905A
SampleId1 : CCB **SampleId2 :**
Analysis commenced : 9/5/2013 16:03:13
Dilution ratio : 1.00000 to 1.00000 Tray :

Printed : 9/5/2013 17:33:53
[CB]

Position : STD2

Final concentrations

	Ag	Al	As	B	Ba	Be	Bi	Ca	Cd
	ppm	ppm	ppm	ppm	ppm	ppm	ppm	ppm	ppm
#1	-0.00045	-0.01141	0.00537	-0.00167	-0.00024	-0.00008	0.00233	0.15938	-0.00001
#2	-0.00101	-0.00859	-0.00010	-0.00040	-0.00016	-0.00013	-0.00024	0.16019	-0.00062
Mean	-0.00073	-0.01000	0.00263	-0.00104	-0.00020	-0.00010	0.00105	0.15979	-0.00031
%RSD	53.32162	19.91764	146.55422	86.18090	28.53363	30.69491	173.11947	0.35738	135.86651
	Co	Cr	Cu	Fe	K	Li	Mg	Mn	Mo
	ppm	ppm	ppm	ppm	ppm	ppm	ppm	ppm	ppm
#1	-0.00062	-0.00080	-0.00295	0.00234	0.12493	-0.00223	0.09503	0.00067	-0.00234
#2	-0.00091	0.00009	-0.00307	0.00160	0.12926	-0.00222	0.09338	0.00067	-0.00041
Mean	-0.00076	-0.00035	-0.00301	0.00197	0.12710	-0.00222	0.09421	0.00067	-0.00138
%RSD	27.16882	179.58248	2.82969	26.61918	2.40787	0.31514	1.24423	0.00000	99.33409
	Na	Ni	P	Pb I	Pb II	S	Sb	Se I	Se II
	ppm	ppm	ppm	ppm	ppm	ppm	ppm	ppm	ppm
#1	0.11014	-0.00193	-0.02191	-0.00231	0.00089	0.03555	-0.00245	0.00339	0.00071
#2	0.11056	-0.00319	-0.01878	-0.00426	0.00121	0.01524	0.00027	-0.00503	-0.00014
Mean	0.11035	-0.00256	-0.02034	-0.00328	0.00105	0.02540	-0.00109	-0.00082	0.00029
%RSD	0.26609	34.87485	10.89270	41.87152	21.04428	56.54643	176.85416	727.72965	208.20795

ted: 9/5/2013 17:34:06 User: STEVE WORKMAN

	Si	Sn	Sr	Ti	Tl	U	V	Zn	Zr
	ppm	ppm	ppm	ppm	ppm	ppm	ppm	ppm	ppm
#1	-0.01469	-0.00598	-0.00114	-0.00187	-0.00321	-0.02738	-0.00001	0.00012	0.00081
#2	-0.01222	-0.00688	-0.00113	-0.00197	-0.00711	-0.02066	-0.00027	-0.00065	0.00098
Mean	-0.01346	-0.00643	-0.00113	-0.00192	-0.00516	-0.02402	-0.00014	-0.00027	0.00090
%RSD	12.96020	9.92140	0.70953	3.41840	53.34064	19.79621	126.89306	203.31594	12.89186

	Pb	Se
	calc	calc
#1	-0.00017	0.00161
#2	-0.00061	-0.00177
Mean	-0.00039	-0.00008
%RSD	78.90632	2986.40272

Method : Paragon2 File : 130905A

SampleId1 : 1308542-1 SampleId2 :

Analysis commenced : 9/5/2013 16:04:47

Dilution ratio : 1.00000 to 1.00000 Tray :

Printed : 9/5/2013 17:33:53

[SAMPLE]

Position : TUBE41

Final concentrations

	Ag	Al	As	B	Ba	Be	Bi	Ca	Cd
	ppm	ppm	ppm	ppm	ppm	ppm	ppm	ppm	ppm
#1	-0.00011	-0.03165	0.00934	1.99376	48.62137	-0.00039	0.00403	518.33026	-0.00043
#2	-0.00026	-0.03176	0.00661	1.99911	48.67955	-0.00039	0.00099	518.18106	-0.00094
Mean	-0.00018	-0.03171	0.00797	1.99643	48.65046	-0.00039	0.00251	518.25566	-0.00069
%RSD	57.15446	0.24557	24.22012	0.18953	0.08456	0.10526	85.49135	0.02036	52.71992

	Co	Cr	Cu	Fe	K	Li	Mg	Mn	Mo
	ppm	ppm	ppm	ppm	ppm	ppm	ppm	ppm	ppm
#1	0.02104	0.00817	0.01530	52.00249	94.80597	3.81698	15.18334	0.97909	0.00780
#2	0.02044	0.00814	0.01518	52.03751	95.00915	3.82885	15.21588	0.98024	0.00768
Mean	0.02074	0.00816	0.01524	52.02000	94.90756	3.82292	15.19961	0.97966	0.00774
%RSD	2.05547	0.34251	0.54001	0.04761	0.15138	0.21962	0.15137	0.08299	1.10296

	Na	Ni	P	Pb I	Pb II	S	Sb	Se I	Se II
	ppm	ppm	ppm	ppm	ppm	ppm	ppm	ppm	ppm
#1	275.92960	0.01562	-0.83247	-0.00035	-0.00078	8.16090	0.00177	0.00952	-0.00437
#2	274.63634	0.01592	-1.54757	0.00090	-0.00065	8.20855	0.00399	0.00600	-0.00196
Mean	275.28297	0.01577	-1.19002	0.00028	-0.00072	8.18472	0.00288	0.00776	-0.00316
%RSD	0.33219	1.30429	42.49089	318.32940	12.74528	0.41163	54.45868	32.03099	53.98313

	Si	Sn	Sr	Ti	Tl	U	V	Zn	Zr
	ppm	ppm	ppm	ppm	ppm	ppm	ppm	ppm	ppm
#1	20.70058	-0.00056	36.12378	-0.00323	-0.00206	0.04108	-0.00343	0.00625	-0.00029
#2	20.76822	0.00665	36.05614	-0.00317	-0.01190	0.03311	-0.00383	0.00625	-0.00094
Mean	20.73440	0.00304	36.08996	-0.00320	-0.00698	0.03710	-0.00363	0.00625	-0.00062
%RSD	0.23068	167.59361	0.13254	1.17218	99.71872	15.19798	7.90787	0.00000	74.57268

Seer: STEVE WORKMAN

Pb

calc
#1 -0.00064 0.00025
#2 -0.00013 0.00069
Mean -0.00039 0.00047
%RSD 92.28299 65.53158

Method : Paragon2

File : 130905A

SampleId1 : 1308514-1 10X

SampleId2 :

Analysis commenced : 9/5/2013 16:10:22

Dilution ratio : 1.00000 to 1.00000 Tray :

Printed : 9/5/2013 17:33:53

[SAMPLE]

Position : TUBE42

Final concentrations

	Ag	Al	As	B	Ba	Be	Bi	Ca	Cd
	ppm	ppm	ppm	ppm	ppm	ppm	ppm	ppm	ppm
#1	0.00000	-0.03021	-0.00034	0.28477	8.39625	0.00011	0.00514	50.51098	-0.00087
#2	-0.00178	-0.03153	-0.00034	0.28257	8.45479	0.00012	-0.00514	50.09801	-0.00025
Mean	-0.00089	-0.03087	-0.00034	0.28367	8.42552	0.00011	0.00000	50.30450	-0.00056
%RSD	141.60267	3.03610	0.00000	0.55017	0.49132	10.51456	46343.27639	0.58048	77.62885

	Co	Cr	Cu	Fe	K	Li	Mg	Mn	Mo
	ppm	ppm	ppm	ppm	ppm	ppm	ppm	ppm	ppm
#1	0.00371	0.00067	-0.00177	4.16915	8.74538	0.46280	2.57303	0.10963	-0.00077
#2	0.00262	0.00023	-0.00248	4.16356	8.85872	0.46848	2.57413	0.10925	-0.00041
Mean	0.00317	0.00045	-0.00212	4.16635	8.80205	0.46564	2.57358	0.10944	-0.00059
%RSD	24.34628	68.47659	23.53741	0.09481	0.91049	0.86295	0.03044	0.24571	43.38480

	Na	Ni	P	Pb I	Pb II	S	Sb	Se I	Se II
	ppm	ppm	ppm	ppm	ppm	ppm	ppm	ppm	ppm
#1	341.88654	-0.00066	-0.05899	0.00008	-0.00365	0.27251	-0.00269	-0.00198	-0.00363
#2	336.95179	0.00001	-0.15453	-0.00321	0.00066	0.25897	-0.00195	0.00901	-0.00094
Mean	339.41916	-0.00033	-0.10676	-0.00156	-0.00150	0.26574	-0.00232	0.00351	-0.00229
%RSD	1.02805	147.39162	63.27965	148.97837	203.66421	3.60328	22.66478	221.04791	83.28852

	Si	Sn	Sr	Ti	Tl	U	V	Zn	Zr
	ppm	ppm	ppm	ppm	ppm	ppm	ppm	ppm	ppm
#1	2.25592	-0.00327	6.88141	-0.00218	-0.00028	-0.00856	0.00023	0.00088	0.00036
#2	2.25624	-0.00507	6.91781	-0.00215	0.00438	-0.02567	-0.00081	0.00088	-0.00013
Mean	2.25608	-0.00417	6.89961	-0.00217	0.00205	-0.01711	-0.00029	0.00088	0.00011
%RSD	0.00987	30.57166	0.37299	0.86604	160.70079	70.69392	251.18864	0.00000	303.00663

	Pb	Se
	calc	calc
#1	-0.00241	-0.00308
#2	-0.00063	0.00237
Mean	-0.00152	-0.00035
%RSD	82.85826	1090.40206

Method : Paragon2

File : 130905A

Printed : 9/5/2013 17:33:53

SampleId1 : 1308542-1 10X SampleId2 :
Analysis commenced : 9/5/2013 16:11:54
Dilution ratio : 1.00000 to 1.00000 Tray :

[SAMPLE]
Position : TUBE43

Final concentrations

	Ag ppm	Al ppm	As ppm	B ppm	Ba ppm	Be ppm	Bi ppm	Ca ppm	Cd ppm
#1	-0.00109	-0.02645	0.00214	0.22224	6.91539	0.00014	0.00211	59.84979	-0.00030
#2	-0.00116	-0.02981	0.00437	0.22087	6.90823	0.00011	-0.00046	60.18741	-0.00014
Mean	-0.00112	-0.02813	0.00326	0.22155	6.91181	0.00013	0.00082	60.01860	-0.00022
%RSD	4.56656	8.43797	48.52539	0.43610	0.07326	17.88444	221.14156	0.39776	48.64061

	Co ppm	Cr ppm	Cu ppm	Fe ppm	K ppm	Li ppm	Mg ppm	Mn ppm	Mo ppm
#1	0.00213	0.00148	-0.00070	6.31792	7.44267	0.39216	2.16984	0.12649	0.00080
#2	0.00183	0.00027	-0.00117	6.35185	7.40473	0.39118	2.16209	0.12687	-0.00198
Mean	0.00198	0.00088	-0.00094	6.33488	7.42370	0.39167	2.16596	0.12668	-0.00059
%RSD	10.85246	97.31669	35.63290	0.37869	0.36139	0.17694	0.25307	0.21231	332.61783

	Na ppm	Ni ppm	P ppm	Pb I ppm	Pb II ppm	S ppm	Sb ppm	Se I ppm	Se II ppm
#1	324.62400	0.00113	-0.22655	0.00047	-0.00055	0.80072	0.00077	-0.00034	-0.00501
#2	326.45908	-0.00003	-0.23437	-0.00506	-0.00124	0.79395	-0.00122	-0.00269	-0.00062
Mean	325.54154	0.00055	-0.23046	-0.00230	-0.00089	0.79734	-0.00022	-0.00152	-0.00282
%RSD	0.39860	150.40101	2.40134	170.20093	54.94672	0.60067	625.64819	109.37225	110.44713

	Si ppm	Sn ppm	Sr ppm	Ti ppm	Tl ppm	U ppm	V ppm	Zn ppm	Zr ppm
#1	2.33541	0.00034	7.42014	-0.00232	0.00691	-0.01265	-0.00070	0.00395	0.00021
#2	2.34618	-0.01229	7.42246	-0.00219	0.00798	-0.01940	-0.00069	0.00242	0.00003
Mean	2.34080	-0.00598	7.42130	-0.00226	0.00745	-0.01602	-0.00070	0.00318	0.00012
%RSD	0.32543	149.40778	0.02213	4.15219	10.16515	29.79065	0.67020	34.05936	104.26604

	Pb calc	Se calc
#1	-0.00021	-0.00346
#2	-0.00251	-0.00131
Mean	-0.00136	-0.00238
%RSD	119.68549	63.88728

Method : Paragon2 File : 130905A
SampleId1 : IP130904-3MB SampleId2 :
Analysis commenced : 9/5/2013 16:13:26
Dilution ratio : 1.00000 to 1.00000 Tray :

Printed : 9/5/2013 17:33:53
[SAMPLE]
Position : TUBE44

Final concentrations

	Ag ppm	Al ppm	As ppm	B ppm	Ba ppm	Be ppm	Bi ppm	Ca ppm	Cd ppm
--	-----------	-----------	-----------	----------	-----------	-----------	-----------	-----------	-----------

#1	-0.00115	-0.05280	-0.00556	-0.00703	-0.00067	-0.00005	-0.00257	0.03543	-0.00019
#2	-0.00116	-0.05543	0.00611	-0.00682	0.00084	-0.00008	0.00163	0.03422	-0.00013
Mean	-0.00116	-0.05412	0.00028	-0.00692	0.00008	-0.00007	-0.00047	0.03483	-0.00016
%RSD	0.31841	3.44205	2981.00406	2.14777	1314.73377	35.78315	630.61461	2.45887	26.48831

	Co	Cr	Cu	Fe	K	Li	Mg	Mn	Mo
	ppm	ppm	ppm	ppm	ppm	ppm	ppm	ppm	ppm
#1	-0.00149	-0.00084	-0.00331	-0.00568	0.10049	-0.00216	0.06078	-0.00047	-0.00379
#2	-0.00227	-0.00103	-0.00331	-0.00612	0.10202	-0.00219	0.05967	-0.00035	-0.00174
Mean	-0.00188	-0.00093	-0.00331	-0.00590	0.10126	-0.00217	0.06022	-0.00041	-0.00276
%RSD	29.25227	13.92368	0.04039	5.34079	1.06665	0.85888	1.29748	21.78592	52.51650

	Na	Ni	P	Pb I	Pb II	S	Sb	Se I	Se II
	ppm	ppm	ppm	ppm	ppm	ppm	ppm	ppm	ppm
#1	0.25473	-0.00188	-0.14044	-0.00800	0.00494	-0.01184	-0.00344	-0.00293	-0.00028
#2	0.21533	-0.00256	-0.09189	-0.00696	0.00424	-0.04568	-0.00466	-0.00409	0.00355
Mean	0.23503	-0.00222	-0.11616	-0.00748	0.00459	-0.02876	-0.00405	-0.00351	0.00163
%RSD	11.85496	21.65413	29.55446	9.86451	10.79237	83.21775	21.30187	23.49427	165.57620

	Si	Sn	Ti	Tl	U	V	Zn	Zr
	ppm	ppm	ppm	ppm	ppm	ppm	ppm	ppm
#1	-0.01316	-0.00056	-0.00263	-0.00738	-0.02799	-0.00053	0.00088	0.00039
#2	-0.01577	-0.00507	-0.00276	-0.00790	-0.02126	-0.00038	-0.00065	0.00052
Mean	-0.01446	-0.00282	-0.00270	-0.00764	-0.02462	-0.00046	0.00012	0.00045
%RSD	12.75279	113.12150	3.47819	4.78056	19.30898	23.97405	929.09971	20.49096

	Pb	Se
	calc	calc
#1	0.00063	-0.00116
#2	0.00051	0.00100
Mean	0.00057	-0.00008
%RSD	14.85635	1936.51493

Method : Paragon2
SampleId1 : IP130904-3LCS
Analysis commenced : 9/5/2013 16:14:58
Dilution ratio : 1.00000 to 1.00000 Tray :

File : 130905A
Printed : 9/5/2013 17:33:53
[SAMPLE]
Position : TUBE45

Final concentrations

	Ag	Al	As	B	Ba	Be	Bi	Ca	Cd
	ppm	ppm	ppm	ppm	ppm	ppm	ppm	ppm	ppm
#1	0.10017	1.82600	0.98800	0.94953	1.06468	0.05087	-0.00214	0.05804	0.04997
#2	0.09908	1.83810	0.98303	0.95636	1.06468	0.05091	-0.00261	0.05764	0.05070
Mean	0.09962	1.83205	0.98551	0.95294	1.06468	0.05089	-0.00237	0.05784	0.05034
%RSD	0.77360	0.46686	0.35684	0.50659	0.00000	0.04952	13.87979	0.49356	1.02754

	Co	Cr	Cu	Fe	K	Li	Mg	Mn	Mo
	ppm	ppm	ppm	ppm	ppm	ppm	ppm	ppm	ppm
#1	0.50115	0.21951	0.26929	1.00838	0.14581	-0.00206	0.06630	0.53371	1.00113

#2	0.49969	0.21856	0.26822	1.00778	0.14377	-0.00208	0.06299	0.53308	1.00076
Mean	0.50042	0.21903	0.26875	1.00808	0.14479	-0.00207	0.06464	0.53340	1.00095
%RSD	0.20721	0.30537	0.28108	0.04213	0.99468	0.78801	3.62629	0.08435	0.02564
	Na	Ni	P	Pb I	Pb II	S	Sb	Se I	Se II
	ppm	ppm	ppm	ppm	ppm	ppm	ppm	ppm	ppm
#1	0.17846	0.51986	-0.01878	0.48497	0.48265	-0.01861	0.49675	1.86074	1.73687
#2	0.17586	0.51598	-0.02974	0.47938	0.49693	-0.00507	0.49114	1.87817	1.80577
Mean	0.17716	0.51792	-0.02426	0.48218	0.48979	-0.01184	0.49394	1.86946	1.77132
%RSD	1.03749	0.52940	31.96817	0.81987	2.06166	80.88100	0.80338	0.65949	2.75056
	Si	Sn	Sr	Ti	Tl	U	V	Zn	Zr
	ppm	ppm	ppm	ppm	ppm	ppm	ppm	ppm	ppm
#1	1.08588	0.49792	0.51598	0.50351	2.00807	-0.02754	0.52242	0.52420	0.00243
#2	1.08403	0.51051	0.51513	0.50482	2.02670	-0.02204	0.52196	0.52497	0.00179
Mean	1.08496	0.50421	0.51555	0.50417	2.01739	-0.02479	0.52219	0.52459	0.00211
%RSD	0.12065	1.76658	0.11652	0.18411	0.65322	15.69461	0.06324	0.10347	21.37258
	Pb	Se							
	calc	calc							
#1	0.48342	1.77812							
#2	0.49109	1.82988							
Mean	0.48726	1.80400							
%RSD	1.11211	2.02897							

Method : Paragon2

File : 130905A

SampleId1 : 1308472-1

SampleId2 :

Analysis commenced : 9/5/2013 16:16:29

Dilution ratio : 1.00000 to 1.00000 Tray :

Printed : 9/5/2013 17:33:54

[SAMPLE]

Position : TUBE46

Final concentrations

	Ag	Al	As	B	Ba	Be	Bi	Ca	Cd
	ppm	ppm	ppm	ppm	ppm	ppm	ppm	ppm	ppm
#1	-3.23794	-10.01164	0.60319	0.24851	0.28434	0.18203	-0.13409	58.40391	-0.02573
#2	-3.28300	-9.96124	0.59101	0.24746	0.28395	0.18146	-0.14159	58.39416	-0.02707
Mean	-3.26047	-9.98644	0.59710	0.24799	0.28415	0.18175	-0.13784	58.39903	-0.02640
%RSD	0.97712	0.35688	1.44197	0.29969	0.09905	0.22351	3.84511	0.01181	3.58230
	Co	Cr	Cu	Fe	K	Li	Mg	Mn	Mo
	ppm	ppm	ppm	ppm	ppm	ppm	ppm	ppm	ppm
#1	-0.02532	0.03435	-0.03694	1.09566	5.57769	0.02050	6.19857	2.15687	0.31357
#2	-0.02639	0.03349	-0.04025	1.09250	5.56457	0.02048	6.11184	2.15558	0.31188
Mean	-0.02585	0.03392	-0.03859	1.09408	5.57113	0.02049	6.15521	2.15623	0.31272
%RSD	2.93923	1.79284	6.05695	0.20398	0.16650	0.06832	0.99633	0.04233	0.38254
	Na	Ni	P	Pb I	Pb II	S	Sb	Se I	Se II
	ppm	ppm	ppm	ppm	ppm	ppm	ppm	ppm	ppm
#1	411.95585	-0.21112	-0.06734	0.57107	0.33872	6.49423	0.05387	-1.08876	-0.02792
#2	411.11388	-0.21316	-0.07831	0.54783	0.35798	6.52143	0.05854	-1.07940	-0.03274

Mean	411.53486	-0.21214	-0.07283	0.55945	0.34835	6.50783	0.05620	-1.08408	-0.03033
%RSD	0.14467	0.67874	10.64675	2.93685	3.90963	0.29550	5.87390	0.61072	11.22940
#1	4.89220	-0.00236	3.18005	-0.00970	-3.41071	-6.97330	-0.36495	0.21415	0.01082
#2	4.87786	-0.00506	3.17241	-0.01013	-3.53818	-7.02898	-0.37216	0.20648	0.00979
Mean	4.88503	-0.00371	3.17623	-0.00992	-3.47444	-7.00114	-0.36856	0.21031	0.01031
%RSD	0.20753	51.52883	0.17021	3.12044	2.59426	0.56228	1.38359	2.57968	7.06657
	Pb	Se	Sr	Ti	Tl	U	V	Zn	Zr
	calc	calc	ppm	ppm	ppm	ppm	ppm	ppm	ppm
#1	0.41609	-0.38118		-0.00970	-3.41071	-6.97330	-0.36495	0.21415	0.01082
#2	0.42120	-0.38128		-0.01013	-3.53818	-7.02898	-0.37216	0.20648	0.00979
Mean	0.41865	-0.38123		-0.00992	-3.47444	-7.00114	-0.36856	0.21031	0.01031
%RSD	0.86296	0.01764		3.12044	2.59426	0.56228	1.38359	2.57968	7.06657

Method : Paragon2 File : 130905A
SampleId1 : 1308472-1D SampleId2 :
Analysis commenced : 9/5/2013 16:18:01
Dilution ratio : 1.00000 to 1.00000 Tray :

Printed : 9/5/2013 17:33:54
[SAMPLE]

Position : TUBE47

Final concentrations

#1	Ag	Al	As	B	Ba	Be	Bi	Ca	Cd
	ppm	ppm	ppm	ppm	ppm	ppm	ppm	ppm	ppm
#1	-3.24875	-9.98011	0.56691	0.24431	0.28243	0.18092	-0.13947	57.88335	-0.02646
#2	-3.28232	-9.97237	0.57809	0.24620	0.28287	0.18118	-0.14487	58.32990	-0.02670
Mean	-3.26553	-9.97624	0.57250	0.24525	0.28265	0.18105	-0.14217	58.10663	-0.02658
%RSD	0.72687	0.05488	1.38110	0.54546	0.10953	0.09906	2.68382	0.54340	0.64849
#1	Co	Cr	Cu	Fe	K	Li	Mg	Mn	Mo
	ppm	ppm	ppm	ppm	ppm	ppm	ppm	ppm	ppm
#1	-0.02766	0.03326	-0.04216	0.03785	5.51647	0.02067	6.08794	2.13325	0.31212
#2	-0.02766	0.03314	-0.04237	0.03785	5.48484	0.02062	6.04847	2.14848	0.31127
Mean	-0.02766	0.03320	-0.04227	0.03785	5.50065	0.02064	6.06821	2.14086	0.31169
%RSD	0.00029	0.23925	0.35001	0.00000	0.40664	0.16955	0.45992	0.50305	0.19190
#1	Na	Ni	P	Pb I	Pb II	S	Sb	Se I	Se II
	ppm	ppm	ppm	ppm	ppm	ppm	ppm	ppm	ppm
#1	406.91449	-0.21423	-0.06787	0.54770	0.35985	6.48064	0.05337	-1.11530	-0.03460
#2	409.45639	-0.21670	-0.08771	0.55428	0.35923	6.45344	0.04426	-1.14496	-0.03970
Mean	408.18544	-0.21546	-0.07779	0.55099	0.35954	6.46704	0.04882	-1.13013	-0.03715
%RSD	0.44034	0.81148	18.03659	0.84497	0.12258	0.29735	13.19630	1.85581	9.70657
#1	Si	Sn	Sr	Ti	Tl	U	V	Zn	Zr
	ppm	ppm	ppm	ppm	ppm	ppm	ppm	ppm	ppm
#1	4.85238	-0.01859	3.16078	-0.01064	-3.44836	-6.95659	-0.37133	0.20111	0.01009
#2	4.86275	-0.02851	3.16360	-0.01029	-3.49670	-7.05631	-0.37450	0.20341	0.00932
Mean	4.85756	-0.02355	3.16219	-0.01047	-3.47253	-7.00645	-0.37291	0.20226	0.00971

%RSD	0.15088	29.78656	0.06319	2.32926	0.98421	1.00643	0.59997	0.80472	5.62718
	Pb		Se						
	calc	calc							
#1	0.42240	-0.39447							
#2	0.42418	-0.40775							
Mean	0.42329	-0.40111							
%RSD	0.29681	2.34078							

Method : Paragon2 File : 130905A
SampleId1 : 1308472-1L 5X **SampleId2 :**
Analysis commenced : 9/5/2013 16:19:33
Dilution ratio : 1.00000 to 1.00000 Tray :

Printed : 9/5/2013 17:33:54
[SAMPLE]
Position : TUBE48

Final concentrations

	Ag	Al	As	B	Ba	Be	Bi	Ca	Cd
	ppm	ppm	ppm	ppm	ppm	ppm	ppm	ppm	ppm
#1	-0.77099	-2.44714	0.13322	0.05048	0.06422	0.04342	-0.03387	14.29731	-0.00763
#2	-0.77085	-2.44202	0.13521	0.05090	0.06437	0.04328	-0.03246	14.23361	-0.00687
Mean	-0.77092	-2.44458	0.13421	0.05069	0.06430	0.04335	-0.03316	14.26546	-0.00725
%RSD	0.01329	0.14805	1.04650	0.58661	0.17475	0.22502	3.00058	0.31578	7.47849
	Co	Cr	Cu	Fe	K	Li	Mg	Mn	Mo
	ppm	ppm	ppm	ppm	ppm	ppm	ppm	ppm	ppm
#1	-0.00873	0.00715	-0.01399	0.25755	1.03153	0.00254	1.49896	0.51921	0.07435
#2	-0.00765	0.00714	-0.01304	0.25859	1.02337	0.00253	1.50117	0.51832	0.07447
Mean	-0.00819	0.00714	-0.01351	0.25807	1.02745	0.00254	1.50007	0.51876	0.07441
%RSD	9.28675	0.11001	4.94090	0.28565	0.56163	0.27590	0.10433	0.12140	0.11478
	Na	Ni	P	Pb I	Pb II	S	Sb	Se I	Se II
	ppm	ppm	ppm	ppm	ppm	ppm	ppm	ppm	ppm
#1	247.35107	-0.05312	-0.03027	0.11560	0.09524	1.32235	0.00609	-0.26354	-0.00801
#2	248.11682	-0.05370	-0.03444	0.12417	0.09384	1.36978	0.00633	-0.26985	-0.00730
Mean	247.73395	-0.05341	-0.03236	0.11988	0.09454	1.34607	0.00621	-0.26669	-0.00765
%RSD	0.21857	0.77020	9.13098	5.05553	1.04931	2.49154	2.81244	1.67414	6.54432
	Si	Sn	Sr	Ti	Tl	U	V	Zn	Zr
	ppm	ppm	ppm	ppm	ppm	ppm	ppm	ppm	ppm
#1	1.09727	-0.00687	0.73554	-0.00396	-0.82781	-1.70136	-0.10005	0.04844	0.00158
#2	1.09772	-0.00056	0.73751	-0.00429	-0.82280	-1.68486	-0.09943	0.05074	0.00199
Mean	1.09749	-0.00372	0.73653	-0.00412	-0.82531	-1.69311	-0.09974	0.04959	0.00178
%RSD	0.02946	120.04537	0.18931	5.68785	0.42871	0.68938	0.44106	3.28125	16.27135
	Pb	Se							
	calc	calc							
#1	0.10202	-0.09310							
#2	0.10394	-0.09473							
Mean	0.10298	-0.09391							
%RSD	1.31729	1.22740							

ted: 9/5/2013 17:34:07 **User: STEVE WORKMAN**
 Method : Paragon2 File : 130905A
SampleId1 : 1308472-1MS **SampleId2 :**
Analysis commenced : 9/5/2013 16:21:05
 Dilution ratio : 1.00000 to 1.00000 Tray :

Printed : 9/5/2013 17:33:54
[SAMPLE]
 Position : TUBE49

Final concentrations

	Ag ppm	Al ppm	As ppm	B ppm	Ba ppm	Be ppm	Bi ppm	Ca ppm	Cd ppm
#1	-3.04896	-7.99282	1.54704	1.17826	1.19703	0.21857	-0.13682	56.88412	0.02335
#2	-3.13084	-7.97167	1.49925	1.16955	1.19827	0.21890	-0.13478	57.07385	0.02165
Mean	-3.08990	-7.98224	1.52315	1.17391	1.19765	0.21873	-0.13580	56.97898	0.02250
%RSD	1.87388	0.18734	2.21862	0.52500	0.07345	0.10570	1.06052	0.23546	5.36848

	Co ppm	Cr ppm	Cu ppm	Fe ppm	K ppm	Li ppm	Mg ppm	Mn ppm	Mo ppm
#1	0.39390	0.20260	0.22102	0.81145	5.46786	0.02091	6.16688	2.52110	1.19597
#2	0.39273	0.20212	0.21717	0.81130	5.47635	0.02101	5.98177	2.52848	1.20844
Mean	0.39331	0.20236	0.21910	0.81137	5.47211	0.02096	6.07432	2.52479	1.20221
%RSD	0.21127	0.16710	1.24233	0.01306	0.10966	0.32289	2.15492	0.20674	0.73332

	Na ppm	Ni ppm	P ppm	Pb I ppm	Pb II ppm	S ppm	Sb ppm	Se I ppm	Se II ppm
#1	406.13775	0.20769	-0.06160	1.00772	0.76586	6.44664	0.54180	0.85855	1.70751
#2	403.92570	0.19984	-0.06787	0.98420	0.80747	6.41265	0.54090	0.81152	1.78335
Mean	405.03172	0.20377	-0.06473	0.99596	0.78667	6.42965	0.54135	0.83503	1.74543
%RSD	0.38618	2.72518	6.84479	1.66996	3.73966	0.37384	0.11806	3.98196	3.07242

	Si ppm	Sn ppm	Sr ppm	Ti ppm	Tl ppm	U ppm	V ppm	Zn ppm	Zr ppm
#1	5.80910	0.48633	3.58729	0.40474	-1.15761	-6.70268	0.07403	0.62554	0.01213
#2	5.80104	0.47103	3.59297	0.40739	-1.31853	-6.92537	0.06237	0.62324	0.00946
Mean	5.80507	0.47868	3.59013	0.40607	-1.23807	-6.81402	0.06820	0.62439	0.01080
%RSD	0.09821	2.26053	0.11193	0.46180	9.19064	2.31091	12.08437	0.26085	17.48843

	Pb calc	Se calc
#1	0.84640	1.42480
#2	0.86632	1.45973
Mean	0.85636	1.44227
%RSD	1.64460	1.71235

Method : Paragon2 File : 130905A
SampleId1 : 1308472-1MSD **SampleId2 :**
Analysis commenced : 9/5/2013 16:22:37
 Dilution ratio : 1.00000 to 1.00000 Tray :

Printed : 9/5/2013 17:33:54
[SAMPLE]
 Position : TUBE50

Final concentrations

	Ag	Al	As	B	Ba	Be	Bi	Ca	Cd
	ppm	ppm	ppm	ppm	ppm	ppm	ppm	ppm	ppm
#1	-3.09446	-7.92747	1.52837	1.17522	1.19928	0.21913	-0.13335	56.93365	0.02340
#2	-3.13171	-7.93512	1.51717	1.18120	1.19350	0.21882	-0.13970	57.26541	0.02197
Mean	-3.11309	-7.93129	1.52277	1.17821	1.19639	0.21897	-0.13653	57.09953	0.02268
%RSD	0.84615	0.06820	0.52012	0.35922	0.34155	0.10095	3.28763	0.41084	4.45480

	Co	Cr	Cu	Fe	K	Li	Mg	Mn	Mo
	ppm	ppm	ppm	ppm	ppm	ppm	ppm	ppm	ppm
#1	0.39312	0.20230	0.22023	0.80365	5.45475	0.02123	6.01734	2.52032	1.20989
#2	0.39545	0.20431	0.21529	0.80605	5.41361	0.02116	5.94675	2.52977	1.20251
Mean	0.39428	0.20330	0.21776	0.80485	5.43418	0.02120	5.98204	2.52504	1.20620
%RSD	0.41836	0.69955	1.60561	0.21060	0.53537	0.25321	0.83445	0.26474	0.43286

	Na	Ni	P	Pb I	Pb II	S	Sb	Se I	Se II
	ppm	ppm	ppm	ppm	ppm	ppm	ppm	ppm	ppm
#1	406.78852	0.20774	-0.05533	0.98261	0.79750	6.33787	0.53432	0.81507	1.76637
#2	409.14775	0.20517	-0.05795	0.99165	0.81174	6.33107	0.52403	0.79866	1.79339
Mean	407.96814	0.20646	-0.05664	0.98713	0.80462	6.33447	0.52918	0.80686	1.77988
%RSD	0.40891	0.87995	3.25969	0.64735	1.25088	0.07589	1.37514	1.43759	1.07365

	Si	Sn	Sr	Ti	Tl	U	V	Zn	Zr
	ppm	ppm	ppm	ppm	ppm	ppm	ppm	ppm	ppm
#1	5.78203	0.48633	3.58049	0.40784	-1.30739	-6.85011	0.06527	0.62324	0.00981
#2	5.77309	0.46383	3.56897	0.40868	-1.35591	-6.97186	0.06331	0.64243	0.00916
Mean	5.77756	0.47508	3.57473	0.40826	-1.33165	-6.91099	0.06429	0.63284	0.00948
%RSD	0.10948	3.34904	0.22789	0.14468	2.57657	1.24569	2.16123	2.14473	4.87697

	Pb	Se
	calc	calc
#1	0.85914	1.44958
#2	0.87165	1.46215
Mean	0.86540	1.45587
%RSD	1.02164	0.61019

Method : Paragon2
SampleId1 : CCV
SampleId2 : 130905A
Analysis commenced : 9/5/2013 16:25:38
Dilution ratio : 1.00000 to 1.00000 Tray :
Printed : 9/5/2013 17:33:55
[CV]
Position : STD1

Final concentrations

	Ag	Al	As	B	Ba	Be	Bi	Ca	Cd
	ppm	ppm	ppm	ppm	ppm	ppm	ppm	ppm	ppm
#1	0.20794	48.87545	0.51870	1.00299	1.01510	0.49743	0.51774	51.51137	0.51221
#2	0.20782	48.86820	0.52467	0.99595	1.00909	0.49553	0.50768	51.28723	0.50871
Mean	0.20788	48.87182	0.52169	0.99947	1.01210	0.49648	0.51271	51.39930	0.51046
%RSD	0.04024	0.01049	0.80826	0.49784	0.41987	0.27094	1.38749	0.30836	0.48432

	Co	Cr	Cu	Fe	K	Li	Mg	Mn	Mo
--	-----------	-----------	-----------	-----------	----------	-----------	-----------	-----------	-----------

#1	ppm	ppm	ppm	ppm	ppm	ppm	ppm	ppm	ppm
#2	0.49234	1.01550	1.02907	20.30929	50.49293	0.50255	48.97066	1.00094	0.99459
Mean	0.49146	1.01377	1.02623	20.22070	50.33451	0.50090	48.87506	0.99787	0.98745
%RSD	0.25377	1.01464	1.02765	20.26500	50.41372	0.50172	48.92286	0.99940	0.99102
		0.12069	0.19483	0.30913	0.22220	0.23208	0.13817	0.21698	0.50937

#1	ppm	ppm	ppm	ppm	ppm	ppm	ppm	ppm	ppm
#2	50.02359	1.01412	4.73464	0.98836	0.99502	4.96525	0.51092	1.05042	0.96943
Mean	49.99958	1.00283	4.71487	0.98888	1.01651	4.99921	0.49966	1.03292	1.00792
%RSD	50.01159	1.00847	4.72476	0.98862	1.00577	4.98223	0.50529	1.04167	0.98867
	0.03395	0.79173	0.29582	0.03712	1.51102	0.48199	1.57535	1.18794	2.75322

#1	ppm	ppm	ppm	ppm	ppm	ppm	ppm	ppm	ppm
#2	4.67852	1.02471	0.51053	0.48517	0.52639	4.72278	0.49618	1.03259	0.99567
Mean	4.67534	1.01303	0.50767	0.48465	0.52809	4.69658	0.49460	1.03259	0.99090
%RSD	0.09596	1.01887	0.50910	0.48491	0.52724	4.70968	0.49539	1.03259	0.99329
		0.81011	0.39699	0.07541	0.22761	0.39336	0.22496	0.00000	0.33969

#1	ppm	ppm	ppm	ppm	ppm	ppm	ppm	ppm	ppm
#2	4.67852	1.02471	0.51053	0.48517	0.52639	4.72278	0.49618	1.03259	0.99567
Mean	4.67534	1.01303	0.50767	0.48465	0.52809	4.69658	0.49460	1.03259	0.99090
%RSD	0.09596	1.01887	0.50910	0.48491	0.52724	4.70968	0.49539	1.03259	0.99329
		0.81011	0.39699	0.07541	0.22761	0.39336	0.22496	0.00000	0.33969

Method : Paragon2
SampleId1 : CCB
SampleId2 :
Analysis commenced : 9/5/2013 16:28:42
Dilution ratio : 1.00000 to 1.00000
Tray :

Printed : 9/5/2013 17:33:55
[CB]

Position : STD2

Final concentrations

#1	ppm	ppm	ppm	ppm	ppm	ppm	ppm	ppm	ppm
#2	-0.00086	0.00900	0.00685	-0.00146	0.00044	0.00030	0.00047	0.18603	0.00001
Mean	-0.00209	-0.00100	0.00065	-0.00198	0.00012	0.00024	-0.00374	0.16988	-0.00020
%RSD	59.05266	176.85457	116.95663	21.62950	80.31091	15.23262	182.08768	6.41795	149.04513

#1	ppm	ppm	ppm	ppm	ppm	ppm	ppm	ppm	ppm
#2	-0.00052	0.00045	-0.00284	0.00784	0.14988	-0.00172	0.10995	0.00143	0.00164
Mean	-0.00237	-0.00103	-0.00331	0.00427	0.13308	-0.00180	0.09282	0.00079	0.00007
%RSD	90.78401	358.85885	10.82301	41.61410	8.39801	-0.00176	11.94625	40.38644	129.27990

#1	ppm	ppm	ppm	ppm	ppm	ppm	ppm	ppm	ppm
#2	-0.00052	0.00045	-0.00284	0.00784	0.14988	-0.00172	0.10995	0.00143	0.00164
Mean	-0.00237	-0.00103	-0.00331	0.00427	0.13308	-0.00180	0.09282	0.00079	0.00007
%RSD	90.78401	358.85885	10.82301	41.61410	8.39801	-0.00176	11.94625	40.38644	129.27990

#1	0.22995	-0.00028	-0.01773	-0.00214	-0.00057	0.04909	0.00275	-0.00221	0.00610
#2	0.16998	-0.00260	-0.02557	-0.00714	0.00039	0.03555	-0.00120	-0.00105	0.00128
Mean	0.19997	-0.00144	-0.02165	-0.00464	-0.00009	0.04232	0.00077	-0.00163	0.00369
%RSD	21.20609	114.21661	25.58915	76.18786	722.53247	22.62233	360.77975	50.31167	92.32595

	Si	Sn	Sr	Ti	Tl	U	V	Zn	Zr
	ppm	ppm	ppm	ppm	ppm	ppm	ppm	ppm	ppm
#1	-0.01207	0.00304	-0.00035	-0.00158	0.00745	-0.00844	0.00009	0.00088	0.00144
#2	-0.01437	-0.00237	-0.00077	-0.00195	-0.00009	-0.02310	-0.00058	0.00088	0.00067
Mean	-0.01322	0.00034	-0.00056	-0.00177	0.00368	-0.01577	-0.00025	0.00088	0.00105
%RSD	12.34632	1135.95749	52.68723	14.85325	144.90807	65.76593	194.20877	0.00000	51.74192

	Pb	Se
	calc	calc
#1	-0.00109	0.00333
#2	-0.00212	0.00050
Mean	-0.00161	0.00192
%RSD	45.10685	104.23518

Method : Paragon2
File : 130905A
SampleId1 : 1308475-1
SampleId2 :
Analysis commenced : 9/5/2013 16:30:16
Dilution ratio : 1.00000 to 1.00000
Tray :
Position : TUBE51

Final concentrations

	Ag	Al	As	B	Ba	Be	Bi	Ca	Cd
	ppm	ppm	ppm	ppm	ppm	ppm	ppm	ppm	ppm
#1	-0.00063	0.42996	0.00388	0.40626	0.02946	0.00061	0.00489	43.89077	0.00014
#2	-0.00016	0.42895	0.00065	0.40437	0.02954	0.00052	0.00209	44.22959	-0.00015
Mean	-0.00040	0.42946	0.00226	0.40532	0.02950	0.00057	0.00349	44.06018	-0.00001
%RSD	83.21535	0.16726	100.85202	0.33000	0.19035	11.89791	56.78310	0.54375	4009.50136

	Co	Cr	Cu	Fe	K	Li	Mg	Mn	Mo
	ppm	ppm	ppm	ppm	ppm	ppm	ppm	ppm	ppm
#1	-0.00117	0.00157	0.07603	0.23402	14.19091	0.00890	16.42779	0.01916	0.00019
#2	-0.00137	0.00117	0.07520	0.23506	14.11749	0.00883	16.44745	0.01941	-0.00113
Mean	-0.00127	0.00137	0.07562	0.23454	14.15420	0.00886	16.43762	0.01928	-0.00047
%RSD	10.85561	20.99292	0.77752	0.31422	0.36682	0.55287	0.08457	0.92893	199.97657

	Na	Ni	P	Pb	Pb	S	Sb	Se	Se
	ppm	ppm	ppm	ppm	ppm	ppm	ppm	ppm	ppm
#1	56.67027	0.00055	5.40670	-0.00491	0.00255	46.70287	-0.00071	0.00176	0.00514
#2	56.35741	0.00103	5.45655	0.00078	0.00527	47.05182	-0.00023	-0.00081	0.00089
Mean	56.51384	0.00079	5.43162	-0.00206	0.00391	46.87735	-0.00047	0.00047	0.00302
%RSD	0.39145	43.42462	0.64891	194.96887	49.11097	0.52636	72.99882	384.43828	99.68615

	Si	Sn	Sr	Ti	Tl	U	V	Zn	Zr
	ppm	ppm	ppm	ppm	ppm	ppm	ppm	ppm	ppm
#1	3.80924	0.00484	0.61909	0.00421	-0.01489	-0.01961	0.00036	0.12899	0.00410

#2	3.81371	-0.00147	0.61843	0.00411	-0.00814	-0.01472	0.00046	0.12899	0.00360
Mean	3.81148	0.00168	0.61876	0.00416	-0.01152	-0.01717	0.00041	0.12899	0.00385
%RSD	0.08282	265.28150	0.07494	1.80325	41.50303	20.13843	17.92151	0.00000	9.34753
	Pb	Se							
	calc	calc							
#1	0.00007	0.00401							
#2	0.00377	0.00032							
Mean	0.00192	0.00217							
%RSD	136.48526	120.36487							

Method : Paragon2 File : 130905A
SampleId1 : 1308475-2 SampleId2 :
Analysis commenced : 9/5/2013 16:31:49
Dilution ratio : 1.00000 to 1.00000 Tray :

Printed : 9/5/2013 17:33:55
[SAMPLE]
Position : TUBE52

Final concentrations

	Ag	Al	As	B	Ba	Be	Bi	Ca	Cd
	ppm	ppm	ppm	ppm	ppm	ppm	ppm	ppm	ppm
#1	-0.00032	0.80337	0.00537	0.10640	0.02410	0.00040	0.00321	21.90001	0.00007
#2	-0.00110	0.80501	0.00263	0.10588	0.02529	0.00033	0.00485	21.90126	-0.00005
Mean	-0.00071	0.80419	0.00400	0.10614	0.02470	0.00036	0.00403	21.90064	0.00001
%RSD	77.48750	0.14443	48.26761	0.35015	3.41063	15.03999	28.63999	0.00406	779.12310
	Co	Cr	Cu	Fe	K	Li	Mg	Mn	Mo
	ppm	ppm	ppm	ppm	ppm	ppm	ppm	ppm	ppm
#1	-0.00207	0.00175	0.05742	0.19413	11.18841	0.00142	2.64116	0.01232	0.00140
#2	-0.00119	0.00121	0.05718	0.19606	11.20530	0.00151	2.64615	0.01282	-0.00113
Mean	-0.00163	0.00148	0.05730	0.19509	11.19686	0.00146	2.64366	0.01257	0.00013
%RSD	38.36325	25.67225	0.29272	0.70124	0.10669	4.31098	0.13336	2.84984	1337.20603
	Na	Ni	P	Pb I	Pb II	S	Sb	Se I	Se II
	ppm	ppm	ppm	ppm	ppm	ppm	ppm	ppm	ppm
#1	58.97576	0.00123	3.09917	0.00171	0.00126	19.18655	0.00299	0.00082	0.00202
#2	59.17174	0.00093	3.11401	-0.00392	0.00625	19.10428	0.00100	-0.00456	-0.00266
Mean	59.07375	0.00108	3.10659	-0.00111	0.00376	19.14541	0.00199	-0.00187	-0.00032
%RSD	0.23459	19.03934	0.33790	359.41624	94.05073	0.30385	70.28688	203.86894	1031.72080
	Si	Sn	Sr	Ti	Tl	U	V	Zn	Zr
	ppm	ppm	ppm	ppm	ppm	ppm	ppm	ppm	ppm
#1	5.67266	0.00754	0.05984	0.00789	0.00454	-0.01652	0.00024	0.08066	0.00451
#2	5.68500	0.00934	0.06159	0.00721	-0.00195	-0.01653	0.00035	0.07836	0.00433
Mean	5.67883	0.00844	0.06071	0.00755	0.00129	-0.01653	0.00029	0.07951	0.00442
%RSD	0.15364	15.11310	2.04017	6.33561	354.73003	0.00632	24.81143	2.04670	2.91994
	Pb	Se							
	calc	calc							
#1	0.00141	0.00162							
#2	0.00286	-0.00329							

Mean 0.00214 -0.00084er: STEVE WORKMAN
%RSD 48.23058 415.68366

Method : Paragon2 File : 130905A
SampleId1 : 1308499-1 SampleId2 :
Analysis commenced : 9/5/2013 16:33:21
Dilution ratio : 1.00000 to 1.00000 Tray :

Printed : 9/5/2013 17:33:55
[SAMPLE]
Position : TUBE53

Final concentrations

	Ag	Al	As	B	Ba	Be	Bi	Ca	Cd
	ppm	ppm	ppm	ppm	ppm	ppm	ppm	ppm	ppm
#1	-0.00009	0.48912	0.01058	0.17241	0.05873	0.00031	0.00014	144.01726	0.00040
#2	-0.00093	0.48882	0.00983	0.17136	0.05873	0.00027	0.00037	144.69680	0.00057
Mean	-0.00051	0.48897	0.01021	0.17189	0.05873	0.00029	0.00025	144.35703	0.00048
%RSD	116.95536	0.04263	5.15956	0.43240	0.00000	8.58321	63.81216	0.33286	25.17412
	Co	Cr	Cu	Fe	K	Li	Mg	Mn	Mo
	ppm	ppm	ppm	ppm	ppm	ppm	ppm	ppm	ppm
#1	0.00119	0.00210	0.03559	0.77729	9.74476	0.01694	34.15519	0.40450	0.00551
#2	0.00060	0.00148	0.03607	0.77954	9.79038	0.01704	34.32548	0.40704	0.00418
Mean	0.00090	0.00179	0.03583	0.77841	9.76757	0.01699	34.24033	0.40577	0.00484
%RSD	46.22112	24.23159	0.94816	0.20408	0.33028	0.39826	0.35167	0.44299	19.39198

	Na	Ni	P	Pb I	Pb II	S	Sb	Se I	Se II
	ppm	ppm	ppm	ppm	ppm	ppm	ppm	ppm	ppm
#1	63.66992	0.00380	2.40103	0.00101	0.00332	99.83830	-0.00019	-0.00104	0.00196
#2	63.90658	0.00253	2.41636	0.00247	0.00815	100.61697	-0.00118	-0.00690	0.00494
Mean	63.78825	0.00316	2.40869	0.00174	0.00573	100.22764	-0.00069	-0.00397	0.00345
%RSD	0.26235	28.16141	0.44988	59.49698	59.45192	0.54935	101.64374	104.48873	61.00906

	Si	Sn	Sr	Ti	Tl	U	V	Zn	Zr
	ppm	ppm	ppm	ppm	ppm	ppm	ppm	ppm	ppm
#1	6.21997	0.01384	1.81046	0.01570	-0.00236	0.00320	0.00137	0.11441	0.00112
#2	6.24746	0.00483	1.81215	0.01538	-0.00418	-0.01819	0.00049	0.12132	0.00075
Mean	6.23371	0.00933	1.81131	0.01554	-0.00327	-0.00750	0.00093	0.11786	0.00093
%RSD	0.31180	68.30808	0.06574	1.44837	39.39056	201.79805	67.02988	4.14218	27.70639

	Pb	Se
	calc	calc
#1	0.00255	0.00096
#2	0.00626	0.00100
Mean	0.00440	0.00098
%RSD	59.45785	2.36836

Method : Paragon2 File : 130905A
SampleId1 : 1308499-2 SampleId2 :
Analysis commenced : 9/5/2013 16:35:09
Dilution ratio : 1.00000 to 1.00000 Tray :

Printed : 9/5/2013 17:33:56
[SAMPLE]
Position : TUBE54

	Ag	Al	As	B	Ba	Be	Bi	Ca	Cd
	ppm	ppm	ppm	ppm	ppm	ppm	ppm	ppm	ppm
#1	-0.00087	0.59702	0.00710	0.19690	0.03228	0.00031	0.00349	186.74271	-0.00025
#2	-0.00062	0.60987	0.00189	0.19606	0.03252	0.00032	-0.00142	184.23804	-0.00016
Mean	-0.00075	0.60345	0.00450	0.19648	0.03240	0.00032	0.00103	185.49038	-0.00020
%RSD	23.22493	1.50615	81.97349	0.30261	0.51998	3.37129	335.43024	0.95480	32.09605
	Co	Cr	Cu	Fe	K	Li	Mg	Mn	Mo
	ppm	ppm	ppm	ppm	ppm	ppm	ppm	ppm	ppm
#1	0.00554	0.00183	0.06192	0.85116	12.33733	0.04408	59.96528	0.01966	0.00297
#2	0.00515	0.00166	0.06240	0.84711	12.48138	0.04460	60.05190	0.01979	0.00285
Mean	0.00534	0.00174	0.06216	0.84914	12.40935	0.04434	60.00859	0.01973	0.00291
%RSD	5.14928	6.85603	0.54454	0.33701	0.82079	0.82626	0.10207	0.45403	2.93279
	Na	Ni	P	Pb I	Pb II	S	Sb	Se I	Se II
	ppm	ppm	ppm	ppm	ppm	ppm	ppm	ppm	ppm
#1	75.44907	0.00292	2.97461	-0.00051	0.00510	174.60668	-0.00095	0.01090	0.00608
#2	75.89030	0.00127	3.02655	-0.00238	0.00777	174.72700	-0.00021	0.00363	0.00608
Mean	75.66968	0.00210	3.00058	-0.00144	0.00643	174.66684	-0.00058	0.00727	0.00608
%RSD	0.41232	55.54449	1.22382	91.65634	29.32299	0.04871	90.58759	70.68406	0.00426
	Si	Sn	Sr	Ti	Tl	U	V	Zn	Zr
	ppm	ppm	ppm	ppm	ppm	ppm	ppm	ppm	ppm
#1	6.07157	0.00031	2.69705	0.02136	0.00602	0.00192	0.00149	0.07222	0.00162
#2	6.06478	-0.00600	2.70759	0.02066	-0.00646	-0.01336	0.00201	0.06762	0.00149
Mean	6.06817	-0.00285	2.70232	0.02101	-0.00022	-0.00572	0.00175	0.06992	0.00155
%RSD	0.07911	156.82038	0.27573	2.36565	3976.17963	188.95726	20.88835	4.65472	5.90861
	Pb	Se							
	calc	calc							
#1	0.00323	0.00768							
#2	0.00439	0.00527							
Mean	0.00381	0.00648							
%RSD	21.45519	26.41224							

Method : Paragon2 File : 130905A Printed : 9/5/2013 17:33:56
SampleId1 : 1308525-1 SampleId2 : [SAMPLE]
Analysis commenced : 9/5/2013 16:36:41
Dilution ratio : 1.00000 to 1.00000 Tray : Position : TUBE55

Final concentrations

	Ag	Al	As	B	Ba	Be	Bi	Ca	Cd
	ppm	ppm	ppm	ppm	ppm	ppm	ppm	ppm	ppm
#1	-0.00086	0.42947	-0.00258	0.04228	0.15494	0.00023	0.00558	15.35110	0.00004
#2	-0.00117	0.43750	0.00487	0.04207	0.15518	0.00019	0.00231	15.33494	-0.00015
Mean	-0.00102	0.43349	0.00115	0.04217	0.15506	0.00021	0.00395	15.34302	-0.00005
%RSD	21.22320	1.31106	459.67933	0.35253	0.10878	14.21735	58.62860	0.07449	253.48047

ted: 9/5/2013 17:34:07 User: STEVE WORKMAN

	Co	Cr	Cu	Fe	K	Li	Mg	Mn	Mo
#1	-0.00129	0.00121	0.07200	0.78598	14.84932	0.00149	3.19253	0.02574	-0.00017
#2	-0.00158	0.00059	0.07141	0.78822	14.87783	0.00150	3.19530	0.02562	-0.00282
Mean	-0.00144	0.00090	0.07171	0.78710	14.86358	0.00150	3.19391	0.02568	-0.00150
%RSD	14.54208	48.63516	0.58183	0.20185	0.13567	0.31194	0.06136	0.34879	125.56026
	Na	Ni	P	Pb I	Pb II	S	Sb	Se I	Se II
#1	49.19776	0.00166	5.84552	-0.00242	0.00256	8.01797	0.00101	0.00106	0.00125
#2	49.35208	0.00157	5.79613	-0.00624	0.00504	8.07242	0.00050	0.00924	0.00338
Mean	49.27492	0.00161	5.82082	-0.00433	0.00380	8.04519	0.00076	0.00515	0.00232
%RSD	0.22144	4.24899	0.60009	62.40575	46.01957	0.47855	47.27253	112.35905	64.86612
	Si	Sn	Sr	Ti	Tl	U	V	Zn	Zr
#1	5.85265	0.00304	0.05680	0.00319	-0.00652	-0.01637	0.00033	0.17272	0.00368
#2	5.87873	-0.00418	0.05742	0.00441	-0.00002	-0.02676	-0.00008	0.17502	0.00380
Mean	5.86569	-0.00057	0.05711	0.00380	-0.00327	-0.02156	0.00013	0.17387	0.00374
%RSD	0.31441	892.78961	0.76050	22.69034	140.37026	34.08219	230.43607	0.93607	2.38756

	Pb	Se
	calc	calc
#1	0.00090	0.00119
#2	0.00128	0.00533
Mean	0.00109	0.00326
%RSD	24.40164	89.84589

Method : Paragon2 File : 130905A

SampleId1 : 1308525-2 SampleId2 :

Analysis commenced : 9/5/2013 16:38:13

Dilution ratio : 1.00000 to 1.00000 Tray :

Printed : 9/5/2013 17:33:56

[SAMPLE]

Position : TUBE56

Final concentrations

	Ag	Al	As	B	Ba	Be	Bi	Ca	Cd
#1	0.00093	0.47537	0.00661	0.24662	0.03081	0.00025	0.00694	41.34034	0.00065
#2	-0.00046	0.47354	-0.00531	0.24378	0.03054	0.00025	0.00483	41.08032	-0.00002
Mean	0.00023	0.47445	0.00065	0.24520	0.03067	0.00025	0.00589	41.21033	0.00031
%RSD	424.70230	0.27284	1298.00734	0.81836	0.64080	0.66870	25.31645	0.44616	151.74734
	Co	Cr	Cu	Fe	K	Li	Mg	Mn	Mo
#1	-0.00011	0.00386	0.05077	0.37065	12.89705	0.01227	17.85150	0.09087	-0.00077
#2	-0.00206	0.00189	0.05066	0.36350	12.98101	0.01233	17.86443	0.09062	0.00128
Mean	-0.00109	0.00287	0.05071	0.36708	12.93903	0.01230	17.85796	0.09074	0.00025
%RSD	127.24299	48.37744	0.16009	1.37870	0.45881	0.34156	0.05122	0.19753	569.58188

	Na	Ni	P	Pb I	Pb II	S	Sb	Se I	Se II
	ppm	ppm	ppm	ppm	ppm	ppm	ppm	ppm	ppm
#1	54.65141	0.00375	4.79342	0.00580	-0.00005	42.40316	0.00124	0.00387	0.00162
#2	54.66914	0.00258	4.79395	-0.00252	0.00337	42.72332	-0.00169	0.00129	0.00119
Mean	54.66027	0.00316	4.79368	0.00164	0.00166	42.56324	-0.00023	0.00258	0.00141
%RSD	0.02295	25.99515	0.00788	358.80036	146.10953	0.53188	919.68108	70.74470	21.43314

	Si	Sn	Sr	Ti	Tl	U	V	Zn	Zr
	ppm	ppm	ppm	ppm	ppm	ppm	ppm	ppm	ppm
#1	4.22680	0.00934	0.49924	0.01005	0.00042	-0.00749	0.00076	0.11134	0.00249
#2	4.21278	0.00213	0.49847	0.00901	-0.01908	-0.02093	0.00028	0.11364	0.00195
Mean	4.21979	0.00573	0.49886	0.00953	-0.00933	-0.01421	0.00052	0.11249	0.00222
%RSD	0.23494	88.94416	0.10899	7.67415	147.77204	66.87912	64.04944	1.44663	17.16883

	Pb	Se
	calc	calc
#1	0.00190	0.00237
#2	0.00141	0.00122
Mean	0.00165	0.00180
%RSD	20.88614	45.01993

Method : Paragon2
SampleId1 : EX130903-9MB
SampleId2 :
Analysis commenced : 9/5/2013 16:39:45
Dilution ratio : 1.00000 to 1.00000
Tray :
Printed : 9/5/2013 17:33:56
[SAMPLE]
Position : TUBE57

Final concentrations

	Ag	Al	As	B	Ba	Be	Bi	Ca	Cd
	ppm	ppm	ppm	ppm	ppm	ppm	ppm	ppm	ppm
#1	-0.00023	-0.04774	0.00065	-0.00514	0.00127	0.00006	0.00187	0.09680	-0.00040
#2	-0.00139	-0.04563	-0.00258	-0.00608	0.00119	0.00004	-0.00327	0.09478	-0.00018
Mean	-0.00081	-0.04669	-0.00096	-0.00561	0.00123	0.00005	-0.00070	0.09579	-0.00029
%RSD	101.52156	3.18901	236.59671	11.92965	4.55558	25.44772	516.53042	1.49018	53.05424

	Co	Cr	Cu	Fe	K	Li	Mg	Mn	Mo
	ppm	ppm	ppm	ppm	ppm	ppm	ppm	ppm	ppm
#1	-0.00237	-0.00004	-0.00343	-0.00671	0.15828	-0.00214	0.06962	-0.00035	-0.00089
#2	-0.00208	-0.00107	-0.00343	-0.00642	0.14785	-0.00216	0.06962	-0.00035	-0.00307
Mean	-0.00222	-0.00056	-0.00343	-0.00657	0.15307	-0.00215	0.06962	-0.00035	-0.00198
%RSD	9.31431	130.49347	0.03543	3.19816	4.82223	0.76017	0.00000	0.00000	77.65869

	Na	Ni	P	Pb I	Pb II	S	Sb	Se I	Se II
	ppm	ppm	ppm	ppm	ppm	ppm	ppm	ppm	ppm
#1	0.32885	-0.00037	-0.00990	-0.00234	0.00265	0.03555	-0.00022	-0.00315	0.00085
#2	0.32697	-0.00154	-0.00520	-0.00401	0.00443	0.01524	0.00174	0.00269	0.00071
Mean	0.32791	-0.00096	-0.00755	-0.00318	0.00354	0.02540	0.00076	-0.00023	0.00078
%RSD	0.40493	86.07309	44.04818	37.15842	35.44312	56.54643	182.95449	1796.86524	12.77733

	Si	Sn	Sr	Ti	Tl	U	V	Zn	Zr

#1	ppm	ppm	ppm	ppm	ppm	ppm	ppm	ppm	ppm
#2	-0.00792	0.00575	-0.00239	-0.00712	-0.01576	0.00009	-0.00065	0.00063	
Mean	-0.00624	0.00394	-0.00232	-0.00660	-0.02187	-0.00059	-0.00295	0.00039	
%RSD	-0.00708	0.00485	-0.00235	-0.00686	-0.01882	-0.00025	-0.00180	0.00051	
	16.83134	26.31340	2.04798	5.34350	22.97087	191.08050	90.35395	34.12039	

	Pb	Se
	calc	calc
#1	0.00099	-0.00048
#2	0.00162	0.00137
Mean	0.00130	0.00045
%RSD	34.05205	293.76402

Method : Paragon2 File : 130905A
SampleId1 : EX130903-9LCS SampleId2 :
Analysis commenced : 9/5/2013 16:41:17
Dilution ratio : 1.00000 to 1.00000 Tray :

Printed : 9/5/2013 17:33:56
[SAMPLE]
Position : TUBE58

Final concentrations

#1	Ag	Al	As	B	Ba	Be	Bi	Ca	Cd
#2	ppm	ppm	ppm	ppm	ppm	ppm	ppm	ppm	ppm
Mean	0.09939	1.80700	0.98079	0.95247	1.06880	0.05046	0.00065	0.09720	0.05066
%RSD	0.10040	1.80320	0.98899	0.95215	1.06460	0.05050	0.00298	0.09882	0.04921
	0.09990	1.80510	0.98489	0.95231	1.06670	0.05048	0.00182	0.09801	0.04993
	0.71543	0.14897	0.58916	0.02340	0.27900	0.05717	90.89306	1.16514	2.05465

#1	Co	Cr	Cu	Fe	K	Li	Mg	Mn	Mo
#2	ppm	ppm	ppm	ppm	ppm	ppm	ppm	ppm	ppm
Mean	0.49854	0.21766	0.26845	1.00748	0.15370	-0.00203	0.06464	0.52888	1.00137
%RSD	0.49931	0.21946	0.26786	1.01153	0.15854	-0.00201	0.06520	0.53066	0.99992
	0.49892	0.21856	0.26816	1.00951	0.15612	-0.00202	0.06492	0.52977	1.00064
	0.10949	0.58051	0.15632	0.28397	2.19097	0.69366	0.60181	0.23778	0.10261

#1	Na	Ni	P	Pb I	Pb II	S	Sb	Se I	Se II
#2	ppm	ppm	ppm	ppm	ppm	ppm	ppm	ppm	ppm
Mean	0.32368	0.52393	-0.00102	0.48300	0.48662	0.00847	0.49236	1.86632	1.75130
%RSD	0.32238	0.52786	-0.00729	0.48546	0.48915	-0.01184	0.49211	1.86725	1.80902
	0.32303	0.52590	-0.00415	0.48423	0.48789	-0.00168	0.49223	1.86679	1.78016
	0.28542	0.52789	106.76635	0.35935	0.36624	853.64355	0.03708	0.03523	2.29294

#1	Si	Sn	Sr	Ti	Tl	U	V	Zn	Zr
#2	ppm	ppm	ppm	ppm	ppm	ppm	ppm	ppm	ppm
Mean	1.08235	0.50422	0.51528	0.49716	2.03576	-0.01959	0.52315	0.52267	0.00137
%RSD	1.08111	0.51322	0.51388	0.49821	2.02268	-0.01898	0.52279	0.52344	0.00129
	1.08173	0.50872	0.51458	0.49768	2.02922	-0.01929	0.52297	0.52305	0.00133
	0.08094	1.25062	0.19246	0.14883	0.45591	2.22959	0.04849	0.10378	4.35329

	Pb	Se
	calc	calc

#1 0.48542 1.78960 **er: STEVE WORKMAN**
 #2 0.48792 1.82841
Mean 0.48667 1.80901
 %RSD 0.36396 1.51711

Method : Paragon2 File : 130905A
SampleId1 : 1308526-13 SampleId2 :
Analysis commenced : 9/5/2013 16:42:50
 Dilution ratio : 1.00000 to 1.00000 Tray :

Printed : 9/5/2013 17:33:56
[SAMPLE]
 Position : TUBE59

Final concentrations

#1	Ag	ppm	Al	ppm	As	ppm	B	ppm	Ba	ppm	Be	ppm	Bi	ppm	Ca	ppm	Cd	ppm
#2																		
Mean																		
%RSD																		
#1	0.00001		0.12149		0.00189		0.00538		0.03200		0.00013		0.00041		11.94184		-0.00013	
#2	0.00009		0.11832		-0.00084		0.00548		0.03228		0.00007		0.00088		11.96904		0.00003	
Mean	0.00005		0.11991		0.00052		0.00543		0.03214		0.00010		0.00064		11.95544		-0.00005	
%RSD	104.84343		1.86808		367.80699		1.36892		0.61151		40.35237		51.73909		0.16086		228.77294	
#1	Co	ppm	Cr	ppm	Cu	ppm	Fe	ppm	K	ppm	Li	ppm	Mg	ppm	Mn	ppm	Mo	ppm
#2																		
Mean																		
%RSD																		
#1	-0.00135		0.00032		0.32369		-0.00033		0.16363		-0.00215		0.16576		0.00003		-0.00077	
#2	-0.00086		-0.00031		0.32487		-0.00137		0.16516		-0.00214		0.16521		0.00003		0.00007	
Mean	-0.00111		0.00001		0.32428		-0.00085		0.16440		-0.00215		0.16549		0.00003		-0.00035	
%RSD	31.26754		6411.41047		0.25801		86.56471		0.65707		0.10876		0.23612		0.00000		171.29855	
#1	Na	ppm	Ni	ppm	P	ppm	Pb I	ppm	Pb II	ppm	S	ppm	Sb	ppm	Se I	ppm	Se II	ppm
#2																		
Mean																		
%RSD																		
#1	0.65284		-0.00052		4.69511		-0.00587		0.00192		0.10325		-0.00244		0.00012		0.00426	
#2	0.65142		-0.00023		4.75120		-0.00323		0.00520		0.10325		0.00200		0.00293		0.00199	
Mean	0.65213		-0.00037		4.72316		-0.00455		0.00356		0.10325		-0.00022		0.00152		0.00312	
%RSD	0.15380		54.98172		0.83977		41.02717		65.26853		0.00000		1428.33286		130.61941		51.34952	
#1	Si	ppm	Sn	ppm	Sr	ppm	Ti	ppm	Tl	ppm	U	ppm	V	ppm	Zn	ppm	Zr	ppm
#2																		
Mean																		
%RSD																		
#1	0.09328		0.02739		0.41888		-0.00234		-0.00062		-0.02677		0.00025		1.41915		0.00060	
#2	0.09482		0.01837		0.42055		-0.00252		0.00510		-0.02004		-0.00022		1.44298		0.00037	
Mean	0.09405		0.02288		0.41972		-0.00243		0.00224		-0.02341		0.00001		1.43107		0.00048	
%RSD	1.15743		27.86508		0.28184		5.40079		180.61113		20.31571		2878.02228		1.17754		33.62126	

Method : Paragon2 File : 130905A
SampleId1 : 1308526-13D SampleId2 :
Analysis commenced : 9/5/2013 16:44:22

Printed : 9/5/2013 17:33:57
[SAMPLE]

Dilution ratio : 1.00000 to 1.00000 Tray :

Position : TUBE60

Final concentrations

	Ag	Al	As	B	Ba	Be	Bi	Ca	Cd
	ppm	ppm	ppm	ppm	ppm	ppm	ppm	ppm	ppm
#1	0.00009	0.11231	0.00164	0.00485	0.03169	0.00012	-0.00101	11.88127	0.00010
#2	0.00016	0.11667	-0.00456	0.00496	0.03165	0.00008	0.00156	11.94225	-0.00003
Mean	0.00013	0.11449	-0.00146	0.00490	0.03167	0.00010	0.00028	11.91176	0.00003
%RSD	43.03080	2.69431	300.37320	1.51563	0.08867	30.31972	657.91743	0.36200	256.14351

	Co	Cr	Cu	Fe	K	Li	Mg	Mn	Mo
	ppm	ppm	ppm	ppm	ppm	ppm	ppm	ppm	ppm
#1	-0.00125	0.00050	0.31800	0.01215	0.16771	-0.00216	0.16632	0.00067	-0.00282
#2	-0.00096	0.00023	0.31657	0.01140	0.17611	-0.00214	0.16411	0.00092	0.00032
Mean	-0.00111	0.00036	0.31728	0.01177	0.17191	-0.00215	0.16521	0.00079	-0.00125
%RSD	18.71694	52.32704	0.31702	4.45973	3.45605	0.75901	0.94604	22.61194	176.95471

	Na	Ni	P	Pb I	Pb II	S	Sb	Se I	Se II
	ppm	ppm	ppm	ppm	ppm	ppm	ppm	ppm	ppm
#1	0.64123	0.00016	4.63583	-0.00539	0.00267	0.10325	0.00001	-0.00363	0.00355
#2	0.63934	0.00050	4.66787	-0.00208	0.00438	0.08294	0.00225	0.00784	-0.00254
Mean	0.64028	0.00033	4.65185	-0.00373	0.00352	0.09309	0.00113	0.00211	0.00050
%RSD	0.20881	72.96699	0.48706	62.55516	34.28176	15.42658	140.03977	384.62280	856.95982

	Si	Sn	Sr	Ti	Tl	U	V	Zn	Zr
	ppm	ppm	ppm	ppm	ppm	ppm	ppm	ppm	ppm
#1	0.09389	0.02649	0.41502	-0.00258	-0.00112	-0.02250	-0.00053	1.43376	0.00063
#2	0.09359	0.02919	0.41442	-0.00255	-0.00788	-0.02128	-0.00032	1.44836	0.00071
Mean	0.09374	0.02784	0.41472	-0.00256	-0.00450	-0.02189	-0.00043	1.44106	0.00067
%RSD	0.22272	6.87031	0.10158	0.73163	106.16426	3.95140	34.36135	0.71672	8.63232

	Pb	Se
	calc	calc
#1	-0.00001	0.00116
#2	0.00223	0.00091
Mean	0.00111	0.00104
%RSD	143.10125	16.73457

Method : Paragon2
 SampleId1 : CCV
 Analysis commenced : 9/5/2013 16:46:21
 Dilution ratio : 1.00000 to 1.00000 Tray :

Printed : 9/5/2013 17:33:57
 [CV]

Position : STD1

Final concentrations

	Ag	Al	As	B	Ba	Be	Bi	Ca	Cd
	ppm	ppm	ppm	ppm	ppm	ppm	ppm	ppm	ppm
#1	0.20678	48.02364	0.51473	0.98881	1.00180	0.48863	0.51302	50.66037	0.50737
#2	0.20755	48.13598	0.50752	0.99564	1.00252	0.48929	0.50905	50.85757	0.50860

Mean	0.20717	48.07981	0.51113	0.99222	1.00216	0.48896	0.51104	50.75897	0.50799
%RSD	0.26275	0.16522	0.99681	0.48651	0.05088	0.09568	0.54888	0.27471	0.17110
	Co	Cr	Cu	Fe	K	Li	Mg	Mn	Mo
	ppm	ppm	ppm	ppm	ppm	ppm	ppm	ppm	ppm
#1	0.48717	0.99939	1.02139	19.94405	50.04030	0.49742	48.30976	0.98228	0.98552
#2	0.48639	1.00176	1.02163	19.98219	50.01169	0.49731	48.38967	0.98484	0.97862
Mean	0.48678	1.00057	1.02151	19.96312	50.02600	0.49737	48.34971	0.98356	0.98207
%RSD	0.11371	0.16779	0.01628	0.13508	0.04044	0.01548	0.11687	0.18371	0.49658
	Na	Ni	P	Pb I	Pb II	S	Sb	Se I	Se II
	ppm	ppm	ppm	ppm	ppm	ppm	ppm	ppm	ppm
#1	51.33050	1.00559	4.69671	0.98113	0.97436	4.76829	0.50165	1.04573	0.95691
#2	51.45057	1.01286	4.67802	0.97227	0.98535	4.87016	0.51258	1.05273	0.98141
Mean	51.39053	1.00922	4.68737	0.97670	0.97986	4.81923	0.50712	1.04923	0.96916
%RSD	0.16522	0.50932	0.28201	0.64200	0.79300	1.49471	1.52434	0.47152	1.78740
	Si	Sn	Sr	Ti	Tl	U	V	Zn	Zr
	ppm	ppm	ppm	ppm	ppm	ppm	ppm	ppm	ppm
#1	4.59212	1.00856	0.50141	0.47441	0.51024	4.67175	0.48908	1.00955	0.98340
#2	4.60906	1.02023	0.50161	0.47592	0.51158	4.67660	0.48976	1.01492	0.98410
Mean	4.60059	1.01439	0.50151	0.47516	0.51091	4.67418	0.48942	1.01224	0.98375
%RSD	0.26032	0.81362	0.02751	0.22495	0.18455	0.07349	0.09899	0.37567	0.05012
	Pb	Se							
	calc	calc							
#1	0.97662	0.98649							
#2	0.98099	1.00516							
Mean	0.97881	0.99583							
%RSD	0.31617	1.32572							

Method : Paragon2
File : 130905A
SampleId1 : CCB
SampleId2 :
Analysis commenced : 9/5/2013 16:47:58
Dilution ratio : 1.00000 to 1.00000 Tray :
Printed : 9/5/2013 17:33:57
[CB]
Position : STD2

Final concentrations

	Ag	Al	As	B	Ba	Be	Bi	Ca	Cd
	ppm	ppm	ppm	ppm	ppm	ppm	ppm	ppm	ppm
#1	-0.00117	0.00290	0.00239	-0.00198	0.00000	0.00032	0.00163	0.15817	-0.00024
#2	-0.00069	0.00607	-0.00059	-0.00125	0.00000	0.00029	0.00327	0.15777	-0.00036
Mean	-0.00093	0.00449	0.00090	-0.00161	0.00000	0.00031	0.00245	0.15797	-0.00030
%RSD	35.95227	49.87379	234.74094	32.25455	0.00000	8.29221	47.14410	0.18074	27.82793
	Co	Cr	Cu	Fe	K	Li	Mg	Mn	Mo
	ppm	ppm	ppm	ppm	ppm	ppm	ppm	ppm	ppm
#1	-0.00042	-0.00031	-0.00355	0.00442	0.14403	-0.00206	0.09227	0.00054	-0.00065
#2	-0.00071	0.00023	-0.00343	0.00338	0.14275	-0.00207	0.09117	0.00054	-0.00041
Mean	-0.00057	-0.00004	-0.00349	0.00390	0.14339	-0.00207	0.09172	0.00054	-0.00053

%RSD	36.61471	956.90460	2.44722	18.83359	0.62774	0.45137	0.85197	0.00000	32.21776
	Na	Ni	P	Pb I	Pb II	S	Sb	Se I	Se II
	ppm	ppm	ppm	ppm	ppm	ppm	ppm	ppm	ppm
#1	0.12432	-0.00202	-0.00520	-0.00221	-0.00088	0.00170	-0.00342	0.00223	-0.00042
#2	0.12318	-0.00130	-0.00676	-0.00165	-0.00164	0.01524	-0.00268	0.00316	0.00015
Mean	0.12375	-0.00166	-0.00598	-0.00193	-0.00126	0.00847	-0.00305	0.00269	-0.00014
%RSD	0.65274	30.99855	18.53061	20.43267	42.23781	113.00222	17.10356	24.45230	294.54017
	Si	Sn	Sr	Ti	Tl	U	V	Zn	Zr
	ppm	ppm	ppm	ppm	ppm	ppm	ppm	ppm	ppm
#1	-0.01638	0.00034	-0.00101	-0.00194	0.00277	-0.01638	-0.00007	-0.00065	0.00127
#2	-0.01622	0.00485	-0.00104	-0.00185	0.01185	-0.02371	-0.00032	0.00012	0.00129
Mean	-0.01630	0.00259	-0.00102	-0.00189	0.00731	-0.02005	-0.00019	-0.00027	0.00128
%RSD	0.68117	123.03040	1.56860	3.46627	87.86717	25.86934	93.91536	203.31594	0.90215
	Pb	Se							
	calc	calc							
#1	-0.00133	0.00046							
#2	-0.00164	0.00115							
Mean	-0.00148	0.00081							
%RSD	15.08953	60.34847							

Method : Paragon2 File : 130905A
SampleId1 : 1308526-13L 5X SampleId2 :
Analysis commenced : 9/5/2013 16:49:36
Dilution ratio : 1.00000 to 1.00000 Tray :

Printed : 9/5/2013 17:33:57

[SAMPLE]

Position : TUBE61

Final concentrations

	Ag	Al	As	B	Ba	Be	Bi	Ca	Cd
	ppm	ppm	ppm	ppm	ppm	ppm	ppm	ppm	ppm
#1	-0.00077	-0.00367	-0.00134	-0.00282	0.00814	0.00021	-0.00193	2.53819	-0.00061
#2	-0.00085	-0.00366	0.00760	-0.00387	0.00810	0.00021	-0.00006	2.51913	-0.00106
Mean	-0.00081	-0.00367	0.00313	-0.00335	0.00812	0.00021	-0.00100	2.52866	-0.00083
%RSD	6.74140	0.18103	201.79389	22.20405	0.34571	2.18273	132.52079	0.53290	38.31156
	Co	Cr	Cu	Fe	K	Li	Mg	Mn	Mo
	ppm	ppm	ppm	ppm	ppm	ppm	ppm	ppm	ppm
#1	-0.00060	0.00009	0.06109	-0.00419	0.13868	-0.00215	0.08675	-0.00009	-0.00089
#2	-0.00168	-0.00062	0.06109	-0.00493	0.12926	-0.00217	0.08564	-0.00022	-0.00234
Mean	-0.00114	-0.00026	0.06109	-0.00456	0.13397	-0.00216	0.08619	-0.00016	-0.00162
%RSD	66.61627	191.62327	0.00000	11.50938	4.97183	0.54049	0.90658	56.76378	63.37236
	Na	Ni	P	Pb I	Pb II	S	Sb	Se I	Se II
	ppm	ppm	ppm	ppm	ppm	ppm	ppm	ppm	ppm
#1	0.26885	-0.00081	0.98964	-0.00440	-0.00019	0.00170	-0.00121	0.00035	0.00312
#2	0.26906	-0.00042	0.99699	-0.00683	0.00165	0.00170	-0.00639	0.00012	-0.00722
Mean	0.26895	-0.00062	0.99331	-0.00561	0.00073	0.00170	-0.00380	0.00024	-0.00205
%RSD	0.05478	44.48452	0.52309	30.65841	177.53222	0.00000	96.42317	69.64339	356.75433

	Si	Sn	Sr	Ti	Tl	U	V	Zn	Zr
	ppm	ppm	ppm	ppm	ppm	ppm	ppm	ppm	ppm
#1	0.00869	0.00665	0.08612	-0.00221	0.00665	-0.01943	-0.00022	0.29702	0.00107
#2	0.00915	-0.00237	0.08626	-0.00239	-0.00737	-0.01943	-0.00059	0.29702	0.00094
Mean	0.00892	0.00214	0.08619	-0.00230	-0.00036	-0.01943	-0.00040	0.29702	0.00101
%RSD	3.61303	297.83232	0.11204	5.71243	2757.41034	0.00206	63.64006	0.00000	9.21212

	Pb	Se
	calc	calc
#1	-0.00159	0.00220
#2	-0.00118	-0.00478
Mean	-0.00138	-0.00129
%RSD	21.12502	382.93946

Method : Paragon2 File : 130905A

SampleId1 : 1308526-13MS SampleId2 :

Analysis commenced : 9/5/2013 16:51:09

Dilution ratio : 1.00000 to 1.00000 Tray :

Printed : 9/5/2013 17:33:57

[SAMPLE]

Position : TUBE62

Final concentrations

	Ag	Al	As	B	Ba	Be	Bi	Ca	Cd
	ppm	ppm	ppm	ppm	ppm	ppm	ppm	ppm	ppm
#1	0.10024	1.91260	0.97109	0.94302	1.07594	0.04913	-0.00041	11.62588	0.04956
#2	0.09861	1.92181	0.95741	0.93955	1.07967	0.04927	-0.00554	11.59005	0.04820
Mean	0.09942	1.91721	0.96425	0.94128	1.07780	0.04920	-0.00297	11.60796	0.04888
%RSD	1.15330	0.33967	1.00291	0.26038	0.24459	0.19812	121.96499	0.21826	1.96293

	Co	Cr	Cu	Fe	K	Li	Mg	Mn	Mo
	ppm	ppm	ppm	ppm	ppm	ppm	ppm	ppm	ppm
#1	0.48550	0.21300	0.57934	0.97731	0.16159	-0.00208	0.15913	0.51132	0.97463
#2	0.48482	0.21143	0.58112	0.97385	0.15472	-0.00208	0.15692	0.51170	0.97088
Mean	0.48516	0.21221	0.58023	0.97558	0.15816	-0.00208	0.15803	0.51151	0.97275
%RSD	0.09964	0.52161	0.21674	0.25022	3.07340	0.00000	0.98904	0.05276	0.27265

	Na	Ni	P	Pb I	Pb II	S	Sb	Se I	Se II
	ppm	ppm	ppm	ppm	ppm	ppm	ppm	ppm	ppm
#1	0.64306	0.51337	4.70152	0.47407	0.46222	0.11679	0.48662	1.82750	1.67503
#2	0.64548	0.50547	4.70099	0.47038	0.47727	0.11002	0.48562	1.85307	1.75002
Mean	0.64427	0.50942	4.70125	0.47222	0.46975	0.11340	0.48612	1.84028	1.71252
%RSD	0.26519	1.09668	0.00803	0.55169	2.26522	4.22132	0.14432	0.98235	3.09633

	Si	Sn	Sr	Ti	Tl	U	V	Zn	Zr
	ppm	ppm	ppm	ppm	ppm	ppm	ppm	ppm	ppm
#1	1.14966	0.50874	0.91969	0.48142	1.99721	-0.02018	0.51036	1.89441	0.00424
#2	1.14842	0.51864	0.92144	0.48419	1.99343	-0.02751	0.50854	1.88749	0.00267
Mean	1.14904	0.51369	0.92057	0.48281	1.99532	-0.02385	0.50945	1.89095	0.00346
%RSD	0.07672	1.36210	0.13424	0.40587	0.13399	21.74291	0.25173	0.25891	32.20239

Seer: STEVE WORKMAN

Pb

	calc
#1	1.72580
#2	1.78433
Mean	1.75507
%RSD	2.35819

Method : Paragon2

File : 130905A

SampleId1 : 1308526-13MSD

SampleId2 :

Analysis commenced : 9/5/2013 16:52:41

Dilution ratio : 1.00000 to 1.00000 Tray :

Printed : 9/5/2013 17:33:58

[SAMPLE]

Position : TUBE63

Final concentrations

	Ag	Al	As	B	Ba	Be	Bi	Ca	Cd
	ppm	ppm	ppm	ppm	ppm	ppm	ppm	ppm	ppm
#1	0.09995	1.94454	0.98253	0.95310	1.08961	0.04957	-0.00085	11.71237	0.04962
#2	0.09870	1.92931	0.96985	0.95089	1.08416	0.04949	0.00031	11.74862	0.04940
Mean	0.09932	1.93692	0.97619	0.95200	1.08688	0.04953	-0.00027	11.73049	0.04951
%RSD	0.88712	0.55588	0.91862	0.16383	0.35473	0.11232	308.81665	0.21850	0.31418
	Co	Cr	Cu	Fe	K	Li	Mg	Mn	Mo
	ppm	ppm	ppm	ppm	ppm	ppm	ppm	ppm	ppm
#1	0.49098	0.21426	0.58763	1.10347	0.15498	-0.00210	0.15526	0.51679	0.99205
#2	0.48970	0.21502	0.58503	1.10287	0.16618	-0.00209	0.16079	0.51768	0.98394
Mean	0.49034	0.21464	0.58633	1.10317	0.16058	-0.00209	0.15803	0.51724	0.98800
%RSD	0.18407	0.25087	0.31427	0.03854	4.93309	0.33452	2.47260	0.12176	0.58020
	Na	Ni	P	Pb I	Pb II	S	Sb	Se I	Se II
	ppm	ppm	ppm	ppm	ppm	ppm	ppm	ppm	ppm
#1	0.65483	0.51657	4.73464	0.47797	0.47860	0.08294	0.49135	1.86585	1.73702
#2	0.65047	0.51618	4.64277	0.47519	0.48119	0.08294	0.48520	1.86538	1.76716
Mean	0.65265	0.51637	4.68871	0.47658	0.47989	0.08294	0.48827	1.86562	1.75209
%RSD	0.47243	0.05310	1.38551	0.41358	0.38110	0.00000	0.89059	0.01758	1.21624
	Si	Sn	Sr	Ti	Tl	U	V	Zn	Zr
	ppm	ppm	ppm	ppm	ppm	ppm	ppm	ppm	ppm
#1	1.16651	0.52673	0.93248	0.48752	2.05977	-0.03189	0.51406	1.90287	0.00062
#2	1.15432	0.53033	0.92825	0.48764	2.00237	-0.03006	0.51360	1.91057	0.00080
Mean	1.16041	0.52853	0.93037	0.48758	2.03107	-0.03097	0.51383	1.90672	0.00071
%RSD	0.74297	0.48151	0.32200	0.01731	1.99822	4.18751	0.06394	0.28531	18.25646
	Pb	Se							
	calc	calc							
#1	0.47839	1.77992							
#2	0.47919	1.79987							
Mean	0.47879	1.78989							
%RSD	0.11769	0.78799							

Method : Paragon2

File : 130905A

Printed : 9/5/2013 17:33:58

SampleId1 : 1308549-2 SampleId2 :
Analysis commenced : 9/5/2013 16:54:13
Dilution ratio : 1.00000 to 1.00000 Tray :

[SAMPLE]

Position : TUBE64

Final concentrations

	Ag ppm	Al ppm	As ppm	B ppm	Ba ppm	Be ppm	Bi ppm	Ca ppm	Cd ppm
#1	-0.00030	-0.02055	0.00487	-0.00661	0.18313	0.00035	0.00093	180.57020	-0.00012
#2	-0.00085	-0.02000	0.00388	-0.00608	0.18329	0.00028	-0.00210	180.62389	-0.00059
Mean	-0.00058	-0.02027	0.00437	-0.00634	0.18321	0.00032	-0.00059	180.59705	-0.00035
%RSD	66.81892	1.90255	16.05722	5.85880	0.06139	15.19515	366.83013	0.02102	93.30287

	Co ppm	Cr ppm	Cu ppm	Fe ppm	K ppm	Li ppm	Mg ppm	Mn ppm	Mo ppm
#1	-0.00153	-0.00022	-0.00307	0.00145	0.61320	0.00484	0.06575	-0.00009	0.01010
#2	-0.00124	0.00023	-0.00307	0.00116	0.61320	0.00484	0.06575	-0.00009	0.01094
Mean	-0.00138	0.00000	-0.00307	0.00130	0.61320	0.00484	0.06575	-0.00009	0.01052
%RSD	15.02410	15534.71408	0.00395	16.10358	0.00000	0.04824	0.00000	0.00000	5.68221

	Na ppm	Ni ppm	P ppm	Pb I ppm	Pb II ppm	S ppm	Sb ppm	Se I ppm	Se II ppm
#1	50.53424	-0.00028	-0.00676	0.00003	0.00462	0.39439	0.00550	-0.00035	0.00397
#2	50.43543	-0.00091	-0.01460	-0.00594	0.00582	0.42825	0.00428	-0.00198	0.00666
Mean	50.48484	-0.00059	-0.01068	-0.00295	0.00522	0.41132	0.00489	-0.00116	0.00532
%RSD	0.13839	75.24595	51.87122	143.06330	16.27474	5.82047	17.75871	99.44589	35.79098

	Si ppm	Sn ppm	Sr ppm	Ti ppm	Tl ppm	U ppm	V ppm	Zn ppm	Zr ppm
#1	0.02381	0.00214	0.51931	-0.00248	0.00121	-0.01638	-0.00048	0.00012	0.00032
#2	0.02489	0.00395	0.51899	-0.00275	0.00484	-0.01577	-0.00007	-0.00065	0.00040
Mean	0.02435	0.00304	0.51915	-0.00262	0.00303	-0.01607	-0.00027	-0.00027	0.00036
%RSD	3.13693	41.91492	0.04379	7.16793	84.97287	2.69026	107.51860	203.31594	16.20226

	Pb calc	Se calc
#1	0.00309	0.00253
#2	0.00191	0.00378
Mean	0.00250	0.00316
%RSD	33.60162	27.97924

Method : Paragon2 File : 130905A
SampleId1 : 1308570-6 SampleId2 :
Analysis commenced : 9/5/2013 16:55:46
Dilution ratio : 1.00000 to 1.00000 Tray :

Printed : 9/5/2013 17:33:58

[SAMPLE]

Position : TUBE65

Final concentrations

	Ag ppm	Al ppm	As ppm	B ppm	Ba ppm	Be ppm	Bi ppm	Ca ppm	Cd ppm
--	-----------	-----------	-----------	----------	-----------	-----------	-----------	-----------	-----------

#1	-0.00140	-0.03351	0.00164	-0.00650	0.31822	0.00031	0.00494	178.65412	-0.00021
#2	-0.00108	-0.03310	0.00636	-0.00640	0.31898	0.00031	0.00074	178.84781	-0.00041
Mean	-0.00124	-0.03331	0.00400	-0.00645	0.31860	0.00031	0.00284	178.75097	-0.00031
%RSD	18.16123	0.86360	83.37126	1.15266	0.16790	0.32181	104.58365	0.07662	45.57797
	Co	Cr	Cu	Fe	K	Li	Mg	Mn	Mo
	ppm	ppm	ppm	ppm	ppm	ppm	ppm	ppm	ppm
#1	-0.00085	0.00072	0.01211	0.03042	0.47765	0.00378	0.06575	0.00003	0.00792
#2	-0.00153	0.00045	0.01294	0.03027	0.47689	0.00379	0.06299	0.00003	0.00732
Mean	-0.00119	0.00058	0.01252	0.03034	0.47727	0.00379	0.06437	0.00003	0.00762
%RSD	40.48374	31.80393	4.70318	0.34620	0.11323	0.24651	3.03488	0.00000	5.60218
	Na	Ni	P	Pb I	Pb II	S	Sb	Se I	Se II
	ppm	ppm	ppm	ppm	ppm	ppm	ppm	ppm	ppm
#1	25.63815	0.00035	0.00107	-0.00271	0.00107	0.28605	0.00721	-0.00198	0.00001
#2	25.81900	-0.00115	-0.01042	-0.00264	0.00177	0.31313	0.00770	-0.00433	0.00185
Mean	25.72857	-0.00040	-0.00467	-0.00268	0.00142	0.29959	0.00746	-0.00315	0.00093
%RSD	0.49702	266.78538	173.86373	1.88546	35.01174	6.39235	4.64604	52.62060	139.99528
	Si	Sn	Sr	Ti	Tl	U	V	Zn	Zr
	ppm	ppm	ppm	ppm	ppm	ppm	ppm	ppm	ppm
#1	0.00703	0.00214	0.51149	-0.00319	-0.01876	-0.00906	-0.00001	0.00088	0.00043
#2	0.00765	0.00304	0.51229	-0.00328	-0.00708	-0.01884	-0.00016	-0.00065	0.00032
Mean	0.00734	0.00259	0.51189	-0.00323	-0.01292	-0.01395	-0.00008	0.00012	0.00038
%RSD	5.93384	24.59473	0.11100	2.03027	63.95578	49.55563	131.62343	929.09971	21.57615
	Pb	Se							
	calc	calc							
#1	-0.00019	-0.00065							
#2	0.00030	-0.00021							
Mean	0.00005	-0.00043							
%RSD	636.47167	73.74881							

Method : Paragon2 File : 130905A
SampleId1 : 1308570-7 SampleId2 :
Analysis commenced : 9/5/2013 16:57:18
Dilution ratio : 1.00000 to 1.00000 Tray :

Printed : 9/5/2013 17:33:58
[SAMPLE]

Position : TUBE66

Final concentrations

#1	Ag	Al	As	B	Ba	Be	Bi	Ca	Cd
	ppm	ppm	ppm	ppm	ppm	ppm	ppm	ppm	ppm
#1	-0.00101	-0.02915	0.00487	-0.00661	0.11857	0.00034	-0.00093	129.11887	-0.00029
#2	-0.00063	-0.03126	0.00685	-0.00808	0.11837	0.00024	0.00233	129.22110	-0.00027
Mean	-0.00082	-0.03021	0.00586	-0.00734	0.11847	0.00029	0.00070	129.16999	-0.00028
%RSD	33.30890	4.93423	23.95488	14.17339	0.11860	23.08666	329.97338	0.05596	3.59607
#1	Co	Cr	Cu	Fe	K	Li	Mg	Mn	Mo
	ppm	ppm	ppm	ppm	ppm	ppm	ppm	ppm	ppm
#1	-0.00221	-0.00059	-0.00319	0.11766	0.31896	0.00182	0.06409	0.00003	0.01759

#2	-0.00142	-0.00001	-0.00355	0.11826	0.32329	0.00179	0.06630	0.00003	0.01746
Mean	-0.00182	-0.00030	-0.00337	0.11796	0.32113	0.00180	0.06520	0.00003	0.01753
%RSD	30.46782	138.01427	7.48976	0.35655	0.95335	0.90511	2.39704	0.00000	0.48730
	Na	Ni	P	Pb I	Pb II	S	Sb	Se I	Se II
	ppm	ppm	ppm	ppm	ppm	ppm	ppm	ppm	ppm
#1	39.58644	-0.00076	-0.00311	-0.00006	0.00220	0.92265	0.04962	-0.00315	0.00555
#2	39.35409	-0.00052	-0.00572	-0.00149	0.00662	0.93619	0.04765	-0.00268	0.00031
Mean	39.47026	-0.00064	-0.00441	-0.00077	0.00441	0.92942	0.04863	-0.00291	0.00293
%RSD	0.41626	26.75100	41.85266	130.24946	70.88834	1.03070	2.86641	11.43078	126.65440
	Si	Sn	Sr	Ti	Tl	U	V	Zn	Zr
	ppm	ppm	ppm	ppm	ppm	ppm	ppm	ppm	ppm
#1	0.06351	-0.00417	0.30187	-0.00289	-0.01451	-0.00730	-0.00050	0.00165	0.00024
#2	0.05951	0.00575	0.30072	-0.00320	-0.00438	-0.00241	-0.00045	-0.00218	0.00031
Mean	0.06151	0.00079	0.30130	-0.00305	-0.00945	-0.00485	-0.00048	-0.00027	0.00028
%RSD	4.59872	888.89691	0.27095	7.07730	75.87697	71.24212	7.80502	1016.59036	16.97846
	Pb	Se							
	calc	calc							
#1	0.00145	0.00265							
#2	0.00392	-0.00069							
Mean	0.00269	0.00098							
%RSD	65.19307	240.44070							

Method : Paragon2

File : 130905A

Printed : 9/5/2013 17:33:58

SampleId1 : 1308570-8

SampleId2 :

[SAMPLE]

Analysis commenced : 9/5/2013 16:58:50

Dilution ratio : 1.00000 to 1.00000 Tray :

Position : TUBE67

Final concentrations

	Ag	Al	As	B	Ba	Be	Bi	Ca	Cd
	ppm	ppm	ppm	ppm	ppm	ppm	ppm	ppm	ppm
#1	-0.00099	-0.03984	0.00015	-0.00745	0.14457	0.00040	-0.00561	204.57559	-0.00017
#2	-0.00076	-0.03976	0.00239	-0.00797	0.14508	0.00038	-0.00047	204.60947	0.00004
Mean	-0.00088	-0.03980	0.00127	-0.00771	0.14482	0.00039	-0.00304	204.59253	-0.00007
%RSD	18.47660	0.13604	124.42402	4.82037	0.25232	2.81157	119.59109	0.01171	216.28381
	Co	Cr	Cu	Fe	K	Li	Mg	Mn	Mo
	ppm	ppm	ppm	ppm	ppm	ppm	ppm	ppm	ppm
#1	-0.00129	0.00163	-0.00153	0.04409	0.18196	0.00276	0.06243	-0.00047	0.00176
#2	-0.00168	0.00212	-0.00165	0.04453	0.17534	0.00282	0.06299	-0.00060	0.00539
Mean	-0.00149	0.00187	-0.00159	0.04431	0.17865	0.00279	0.06271	-0.00054	0.00358
%RSD	18.53022	18.46587	5.36524	0.71135	2.62014	1.42113	0.62302	16.65462	71.64110
	Na	Ni	P	Pb I	Pb II	S	Sb	Se I	Se II
	ppm	ppm	ppm	ppm	ppm	ppm	ppm	ppm	ppm
#1	15.46445	-0.00081	-0.01512	-0.00417	0.00538	3.73639	-0.00120	0.00807	0.00185
#2	15.54754	-0.00057	-0.01251	0.00010	0.00437	3.78390	0.00128	0.01416	-0.00396

Mean	15.50599	-0.00069	-0.01381	-0.00204	0.00488	3.76014	0.00004	0.01111	-0.00105
%RSD	0.37894	24.86931	13.36768	148.49310	14.72956	0.89337	4143.21485	38.73833	390.87940
	Si	Sn	Sr	Ti	Tl	U	V	Zn	Zr
	ppm	ppm	ppm	ppm	ppm	ppm	ppm	ppm	ppm
#1	0.01855	0.00214	0.42542	-0.00283	-0.00318	-0.03414	-0.00036	0.00012	0.00033
#2	0.01779	0.00304	0.42665	-0.00329	-0.00785	-0.02802	-0.00036	0.00012	0.00028
Mean	0.01817	0.00259	0.42604	-0.00306	-0.00551	-0.03108	-0.00036	0.00012	0.00031
%RSD	2.94106	24.60841	0.20351	10.72315	59.94423	13.90567	0.15447	0.00000	11.22464
	Pb	Se							
	calc	calc							
#1	0.00220	0.00392							
#2	0.00295	0.00208							
Mean	0.00257	0.00300							
%RSD	20.50926	43.56315							

Method : Paragon2 File : 130905A

SampleId1 : 1308570-9 SampleId2 :

Analysis commenced : 9/5/2013 17:00:22

Dilution ratio : 1.00000 to 1.00000 Tray :

Printed : 9/5/2013 17:33:59

[SAMPLE]

Position : TUBE68

Final concentrations

	Ag	Al	As	B	Ba	Be	Bi	Ca	Cd
	ppm	ppm	ppm	ppm	ppm	ppm	ppm	ppm	ppm
#1	-0.00094	-0.03406	0.00537	-0.00745	0.11424	0.00028	-0.00443	131.97478	-0.00024
#2	-0.00132	-0.03359	0.00611	-0.00598	0.11531	0.00026	0.00094	131.51919	-0.00032
Mean	-0.00113	-0.03383	0.00574	-0.00671	0.11478	0.00027	-0.00174	131.74698	-0.00028
%RSD	24.13870	0.99129	9.17740	15.50534	0.66107	5.82835	217.94020	0.24452	22.43070
	Co	Cr	Cu	Fe	K	Li	Mg	Mn	Mo
	ppm	ppm	ppm	ppm	ppm	ppm	ppm	ppm	ppm
#1	-0.00192	0.00009	0.00036	0.01497	0.41091	0.00222	0.07127	-0.00022	0.01855
#2	-0.00182	0.00000	0.00048	0.01482	0.40607	0.00226	0.06354	-0.00022	0.01867
Mean	-0.00187	0.00004	0.00042	0.01489	0.40849	0.00224	0.06741	-0.00022	0.01861
%RSD	3.74652	142.13530	20.01065	0.70518	0.83777	1.45931	8.11458	0.00000	0.45884
	Na	Ni	P	Pb I	Pb II	S	Sb	Se I	Se II
	ppm	ppm	ppm	ppm	ppm	ppm	ppm	ppm	ppm
#1	49.75043	-0.00086	-0.01303	-0.00047	0.00246	1.12587	0.04248	-0.00338	0.00185
#2	50.23054	-0.00183	0.00264	-0.00381	0.00373	1.11232	0.04150	-0.00362	0.00284
Mean	49.99048	-0.00134	-0.00520	-0.00214	0.00310	1.11910	0.04199	-0.00350	0.00234
%RSD	0.67910	51.02434	213.25526	110.10412	28.97673	0.85612	1.65625	4.79173	29.90938
	Si	Sn	Sr	Ti	Tl	U	V	Zn	Zr
	ppm	ppm	ppm	ppm	ppm	ppm	ppm	ppm	ppm
#1	0.04845	0.00304	0.33261	-0.00293	-0.00891	-0.00722	0.00004	0.00012	0.00056
#2	0.04660	-0.00507	0.33373	-0.00285	-0.00085	-0.01272	-0.00074	-0.00295	0.00039
Mean	0.04752	-0.00101	0.33317	-0.00289	-0.00488	-0.00997	-0.00035	-0.00142	0.00048

%RSD	2.74283	565.63706	0.23790	1.94351	116.67205	39.01616	158.26320	153.07107	24.32593
	Pb		Se						
		calc							
#1	0.00148								
#2	0.00122								
Mean	0.00135								
%RSD	13.75770								

Method : Paragon2 File : 130905A
SampleId1 : 1308570-10 **SampleId2 :**
Analysis commenced : 9/5/2013 17:01:55
Dilution ratio : 1.00000 to 1.00000 Tray :

Printed : 9/5/2013 17:33:59
[SAMPLE]
Position : TUBE69

Final concentrations

	Ag	Al	As	B	Ba	Be	Bi	Ca	Cd
	ppm	ppm	ppm	ppm	ppm	ppm	ppm	ppm	ppm
#1	-0.00133	-0.03339	-0.00034	-0.00881	0.10709	0.00041	-0.00420	129.38128	0.00008
#2	-0.00156	-0.03669	-0.00084	-0.00902	0.10665	0.00031	-0.00537	129.60627	-0.00056
Mean	-0.00145	-0.03504	-0.00059	-0.00892	0.10687	0.00036	-0.00479	129.49378	-0.00024
%RSD	11.32670	6.66759	59.28962	1.66681	0.28923	19.14685	17.26249	0.12286	190.80671

	Co	Cr	Cu	Fe	K	Li	Mg	Mn	Mo
	ppm	ppm	ppm	ppm	ppm	ppm	ppm	ppm	ppm
#1	-0.00203	0.00017	-0.00331	0.00487	0.38009	0.00244	0.06464	-0.00047	0.01686
#2	-0.00242	-0.00005	-0.00331	0.00457	0.38773	0.00239	0.05967	-0.00047	0.01602
Mean	-0.00222	0.00006	-0.00331	0.00472	0.38391	0.00241	0.06216	-0.00047	0.01644
%RSD	12.45786	266.15080	0.01832	4.44984	1.40742	1.35356	5.65701	0.00000	3.63662

	Na	Ni	P	Pb I	Pb II	S	Sb	Se I	Se II
	ppm	ppm	ppm	ppm	ppm	ppm	ppm	ppm	ppm
#1	47.62420	-0.00159	0.00055	-0.00142	0.00309	1.47142	0.05945	-0.00946	0.00411
#2	47.11373	-0.00125	0.00212	-0.00666	0.00246	1.43754	0.06068	-0.00595	0.01049
Mean	47.36897	-0.00142	0.00133	-0.00404	0.00277	1.45448	0.06007	-0.00771	0.00730
%RSD	0.76200	16.94165	83.10739	91.81597	16.07783	1.64714	1.44352	32.18580	61.73965

	Si	Sn	Sr	Ti	Tl	U	V	Zn	Zr
	ppm	ppm	ppm	ppm	ppm	ppm	ppm	ppm	ppm
#1	0.06612	0.00936	0.33403	-0.00293	-0.01307	0.00073	-0.00079	0.00012	0.00032
#2	0.06335	-0.00597	0.33269	-0.00289	-0.00813	-0.00232	-0.00120	0.00165	0.00031
Mean	0.06474	0.00169	0.33336	-0.00291	-0.01060	-0.00079	-0.00100	0.00088	0.00032
%RSD	3.02657	641.17239	0.28387	0.96513	32.92478	272.35271	29.41243	122.73895	3.54669

	Pb	Se		
	calc	calc		
#1	0.00159	-0.00041		
#2	-0.00058	0.00501		
Mean	0.00051	0.00230		
%RSD	303.19701	166.36584		

ted: 9/5/2013 17:34:08 **User: STEVE WORKMAN**
 Method : Paragon2 File : 130905A
SampleId1 : EX130903-8MB **SampleId2 :**
Analysis commenced : 9/5/2013 17:07:06
 Dilution ratio : 1.00000 to 1.00000 Tray :

Printed : 9/5/2013 17:33:59
[SAMPLE]
 Position : TUBE70

Final concentrations

	Ag	Al	As	B	Ba	Be	Bi	Ca	Cd
	ppm	ppm	ppm	ppm	ppm	ppm	ppm	ppm	ppm
#1	-0.00032	-0.02381	0.00189	-0.00692	0.00175	0.00034	-0.00281	0.07903	-0.00016
#2	-0.00055	-0.02820	-0.00233	-0.00598	0.00179	0.00028	-0.00281	0.07984	-0.00038
Mean	-0.00044	-0.02601	-0.00022	-0.00645	0.00177	0.00031	-0.00281	0.07944	-0.00027
%RSD	37.76380	11.93115	1357.90626	10.37393	1.58746	12.57251	0.00800	0.71875	58.83561

	Co	Cr	Cu	Fe	K	Li	Mg	Mn	Mo
	ppm	ppm	ppm	ppm	ppm	ppm	ppm	ppm	ppm
#1	-0.00139	0.00050	-0.00378	0.01393	0.22576	-0.00217	0.06741	-0.00035	-0.00270
#2	-0.00149	-0.00017	-0.00343	0.01378	0.22983	-0.00215	0.06741	-0.00022	-0.00198
Mean	-0.00144	0.00016	-0.00361	0.01385	0.22780	-0.00216	0.06741	-0.00028	-0.00234
%RSD	4.77918	294.03407	6.98883	0.75809	1.26467	0.64809	0.00000	31.48711	21.88103

	Na	Ni	P	Pb I	Pb II	S	Sb	Se I	Se II
	ppm	ppm	ppm	ppm	ppm	ppm	ppm	ppm	ppm
#1	168.40487	-0.00105	-0.00206	-0.00131	0.00411	-0.03891	-0.00270	-0.00456	-0.00457
#2	168.90820	-0.00091	-0.01094	-0.00269	0.00215	-0.03214	-0.00294	0.00410	-0.00655
Mean	168.65654	-0.00098	-0.00650	-0.00200	0.00313	-0.03553	-0.00282	-0.00023	-0.00556
%RSD	0.21103	10.49304	96.57139	49.06520	44.26521	13.47237	6.02377	2654.12955	25.22891

	Si	Sn	Sr	Ti	Tl	U	V	Zn	Zr
	ppm	ppm	ppm	ppm	ppm	ppm	ppm	ppm	ppm
#1	-0.00885	0.00665	0.00082	-0.00252	-0.00891	-0.01883	-0.00011	0.00165	0.00439
#2	-0.00377	0.00394	0.00083	-0.00262	-0.00710	-0.02067	0.00004	-0.00065	0.00439
Mean	-0.00631	0.00530	0.00082	-0.00257	-0.00800	-0.01975	-0.00004	0.00050	0.00439
%RSD	56.91003	36.10880	0.97744	2.55408	16.05104	6.56523	299.04257	325.24921	0.01516

	Pb	Se
	calc	calc
#1	0.00231	-0.00456
#2	0.00054	-0.00301
Mean	0.00142	-0.00379
%RSD	87.93722	29.13641

Method : Paragon2 File : 130905A
SampleId1 : CCV **SampleId2 :**
Analysis commenced : 9/5/2013 17:08:54
 Dilution ratio : 1.00000 to 1.00000 Tray :

Printed : 9/5/2013 17:33:59
[CV]
 Position : STD1

Final concentrations

Position : STD1

#1	Ag	ppm	Al	ppm	As	ppm	B	ppm	Ba	ppm	Be	ppm	Bi	ppm	Ca	ppm	Cd	ppm
#2																		
Mean																		
%RSD																		
#1	Co	ppm	Cr	ppm	Cu	ppm	Fe	ppm	K	ppm	Li	ppm	Mg	ppm	Mn	ppm	Mo	ppm
#2																		
Mean																		
%RSD																		
#1	Na	ppm	Ni	ppm	P	ppm	Pb I	ppm	Pb II	ppm	S	ppm	Sb	ppm	Se I	ppm	Se II	ppm
#2																		
Mean																		
%RSD																		
#1	Pb	ppm	Sn	ppm	Sr	ppm	Ti	ppm	Tl	ppm	U	ppm	V	ppm	Zn	ppm	Zr	ppm
#2																		
Mean																		
%RSD																		

Method : Paragon2 File : 130905A Printed : 9/5/2013 17:33:59
SampleId1 : CCB **SampleId2 :**
Analysis commenced : 9/5/2013 17:10:32
Dilution ratio : 1.00000 to 1.00000 Tray :
Position : STD2

Final concentrations

#1	Ag	ppm	Al	ppm	As	ppm	B	ppm	Ba	ppm	Be	ppm	Bi	ppm	Ca	ppm	Cd	ppm
#2																		
Mean																		
%RSD																		
#1	Co	ppm	Cr	ppm	Cu	ppm	Fe	ppm	K	ppm	Li	ppm	Mg	ppm	Mn	ppm	Mo	ppm
#2																		
Mean																		
%RSD																		

#1	ppm	ppm	ppm	ppm	ppm	ppm	ppm
#2	-0.00081	-0.00031	-0.00307	0.00799	0.14988	-0.00202	0.10277
Mean	-0.00110	0.00000	-0.00355	0.00621	0.13792	-0.00204	0.09559
%RSD	-0.00096	-0.00015	-0.00331	0.00710	0.14390	-0.00203	0.09918
	21.65642	143.87800	10.16005	17.75899	5.87991	0.91887	5.12135
							191.03157

	Na	Ni	P	Pb I	Pb II	S	Sb	Se I	Se II
#1	ppm	ppm	ppm	ppm	ppm	ppm	ppm	ppm	ppm
#2	0.13808	-0.00183	-0.00676	-0.00183	0.00114	0.00170	-0.00095	0.00082	0.00327
Mean	0.13507	-0.00231	-0.01512	-0.00499	-0.00057	0.02201	0.00126	-0.00128	0.00086
%RSD	0.13657	-0.00207	-0.01094	-0.00341	0.00029	0.01186	0.00015	-0.00023	0.00206
	1.55968	16.55350	54.00863	65.61799	418.96527	121.11509	1023.70174	646.62617	82.66729

	Si	Sn	Sr	Ti	Tl	U	V	Zn	Zr
#1	ppm	ppm	ppm	ppm	ppm	ppm	ppm	ppm	ppm
#2	-0.01607	0.01116	-0.00091	-0.00171	0.00173	-0.02066	0.00019	0.00088	0.00142
Mean	-0.01899	-0.00057	-0.00091	-0.00169	0.00225	-0.01699	-0.00001	-0.00142	0.00108
%RSD	-0.01753	0.00530	-0.00091	-0.00170	0.00199	-0.01883	0.00009	-0.00027	0.00125
	11.79856	156.50995	0.00000	1.10229	18.48033	13.77948	161.18518	609.94994	19.44563

	Pb	Se
#1	calc	calc
#2	0.00015	0.00245
Mean	-0.00204	0.00014
%RSD	-0.00094	0.00130
	164.64593	125.71795

Method : Paragon2
File : 130905A
SampleId1 : EX130903-8LCS
SampleId2 :
Analysis commenced : 9/5/2013 17:12:05
Dilution ratio : 1.00000 to 1.00000 Tray :

Printed : 9/5/2013 17:34:00
[SAMPLE]

Position : TUBE71

Final concentrations

	Ag	Al	As	B	Ba	Be	Bi	Ca	Cd
#1	ppm	ppm	ppm	ppm	ppm	ppm	ppm	ppm	ppm
#2	0.08235	1.89563	1.00939	0.96948	1.04660	0.04954	0.00457	0.07298	0.05133
Mean	0.08096	1.90921	1.01336	0.97085	1.05081	0.04952	-0.00009	0.07056	0.05094
%RSD	0.08165	1.90242	1.01137	0.97017	1.04870	0.04953	0.00224	0.07177	0.05113
	1.20552	0.50492	0.27819	0.09952	0.28374	0.03091	146.96787	2.38668	0.53917

	Co	Cr	Cu	Fe	K	Li	Mg	Mn	Mo
#1	ppm	ppm	ppm	ppm	ppm	ppm	ppm	ppm	ppm
#2	0.49592	0.20994	0.26679	0.95464	0.23493	-0.00194	0.06299	0.50394	1.00500
Mean	0.49660	0.21152	0.26798	0.95734	0.23442	-0.00192	0.06299	0.50559	1.00863
%RSD	0.49626	0.21073	0.26739	0.95599	0.23467	-0.00193	0.06299	0.50477	1.00681
	0.09698	0.52776	0.31372	0.19979	0.15345	0.72694	0.00000	0.23168	0.25495

	Na	Ni	P	Pb I	Pb II	S	Sb	Se I	Se II
#1	ppm	ppm	ppm	ppm	ppm	ppm	ppm	ppm	ppm
#2									
Mean									
%RSD									

#1	170.88983	0.52296	-0.00154	0.48987	0.48378	0.00170	0.49778	1.97043	1.79218
#2	171.03366	0.52103	-0.00102	0.49300	0.49744	-0.03891	0.50121	1.97252	1.85641
Mean	170.96175	0.52199	-0.00128	0.49144	0.49061	-0.01861	0.49949	1.97148	1.82429
%RSD	0.05949	0.26264	28.89102	0.44977	1.96844	154.36184	0.48577	0.07492	2.48963

	Si	Sn	Sr	Ti	Tl	U	V	Zn	Zr
	ppm	ppm	ppm	ppm	ppm	ppm	ppm	ppm	ppm
#1	1.05437	0.52585	0.50809	0.47295	2.20967	-0.01833	0.50869	0.51269	0.00375
#2	1.05515	0.54204	0.51030	0.47688	2.20615	-0.02200	0.50854	0.52037	0.00236
Mean	1.05476	0.53394	0.50919	0.47492	2.20791	-0.02016	0.50861	0.51653	0.00305
%RSD	0.05242	2.14425	0.30606	0.58635	0.11245	12.86879	0.02118	1.05087	32.25789

	Pb	Se
	calc	calc
#1	0.48581	1.85154
#2	0.49596	1.89507
Mean	0.49088	1.87331
%RSD	1.46215	1.64339

Method : Paragon2
SampleId1 : 1308526-12
Analysis commenced : 9/5/2013 17:13:38
Dilution ratio : 1.00000 to 1.00000
Tray :
File : 130905A
SampleId2 :
Printed : 9/5/2013 17:34:00
[SAMPLE]
Position : TUBE72

Final concentrations

	Ag	Al	As	B	Ba	Be	Bi	Ca	Cd
	ppm	ppm	ppm	ppm	ppm	ppm	ppm	ppm	ppm
#1	-0.00100	0.04421	0.00710	-0.00240	0.01696	0.00082	0.00144	5.73118	-0.00016
#2	-0.00031	0.04168	-0.00010	-0.00177	0.01707	0.00078	-0.00346	5.70305	-0.00039
Mean	-0.00066	0.04295	0.00350	-0.00209	0.01701	0.00080	-0.00101	5.71711	-0.00028
%RSD	74.26884	4.16842	145.28143	21.37794	0.49505	3.00953	341.43722	0.34794	58.28507

	Co	Cr	Cu	Fe	K	Li	Mg	Mn	Mo
	ppm	ppm	ppm	ppm	ppm	ppm	ppm	ppm	ppm
#1	-0.00167	0.00391	0.01021	0.83227	0.27567	0.00592	0.12598	0.20551	-0.00065
#2	-0.00167	0.00413	0.01033	0.83123	0.26879	0.00594	0.12432	0.20475	-0.00005
Mean	-0.00167	0.00402	0.01027	0.83175	0.27223	0.00593	0.12515	0.20513	-0.00035
%RSD	0.02484	3.78913	0.79055	0.08918	1.78594	0.15737	0.93662	0.26242	122.35608

	Na	Ni	P	Pb I	Pb II	S	Sb	Se I	Se II
	ppm	ppm	ppm	ppm	ppm	ppm	ppm	ppm	ppm
#1	171.71836	0.00297	0.00630	0.00427	0.00373	0.16418	-0.00245	0.00901	0.01274
#2	171.24085	0.00341	0.01256	0.00103	0.00157	0.17095	0.00322	0.00317	0.00211
Mean	171.47961	0.00319	0.00943	0.00265	0.00265	0.16757	0.00038	0.00609	0.00742
%RSD	0.19690	9.67409	47.00429	86.21906	57.58215	2.85699	1047.26499	67.83472	101.20883

	Si	Sn	Sr	Ti	Tl	U	V	Zn	Zr
	ppm	ppm	ppm	ppm	ppm	ppm	ppm	ppm	ppm
#1	0.14389	0.00214	0.04373	-0.00169	-0.00648	-0.02251	-0.00027	0.02773	0.00077

#2	0.14511	0.01026	0.04373	-0.00189	-0.00076	-0.00907	-0.00017	0.03233	0.00095
Mean	0.14450	0.00620	0.04373	-0.00179	-0.00362	-0.01579	-0.00022	0.03003	0.00086
%RSD	0.60133	92.58889	0.00000	7.86856	111.65333	60.22545	33.29951	10.83653	14.82319

	Pb	Se
	calc	calc
#1	0.00391	0.01150
#2	0.00139	0.00246
Mean	0.00265	0.00698
%RSD	67.11441	91.51304

Method : Paragon2
File : 130905A
SampleId1 : 1308526-12D
SampleId2 :
Analysis commenced : 9/5/2013 17:15:10
Dilution ratio : 1.00000 to 1.00000 Tray :
Printed : 9/5/2013 17:34:00
[SAMPLE]
Position : TUBE73

Final concentrations

	Ag	Al	As	B	Ba	Be	Bi	Ca	Cd
	ppm	ppm	ppm	ppm	ppm	ppm	ppm	ppm	ppm
#1	-0.00092	0.04250	0.00040	-0.00251	0.01684	0.00088	-0.00254	5.60521	-0.00006
#2	-0.00062	0.04377	0.00065	-0.00335	0.01672	0.00085	-0.00160	5.62763	-0.00018
Mean	-0.00077	0.04313	0.00052	-0.00293	0.01678	0.00087	-0.00207	5.61642	-0.00012
%RSD	27.85432	2.08645	33.43710	20.31488	0.50207	2.24774	31.97078	0.28227	67.52046

	Co	Cr	Cu	Fe	K	Li	Mg	Mn	Mo
	ppm	ppm	ppm	ppm	ppm	ppm	ppm	ppm	ppm
#1	-0.00128	0.00351	0.00974	0.81804	0.24613	0.00587	0.12211	0.20462	-0.00041
#2	-0.00157	0.00409	0.00926	0.82104	0.25071	0.00589	0.12321	0.20551	-0.00355
Mean	-0.00142	0.00380	0.00950	0.81954	0.24842	0.00588	0.12266	0.20506	-0.00198
%RSD	14.59543	10.71533	3.55497	0.25857	1.30468	0.23803	0.63707	0.30625	112.17373

	Na	Ni	P	Pb I	Pb II	S	Sb	Se I	Se II
	ppm	ppm	ppm	ppm	ppm	ppm	ppm	ppm	ppm
#1	170.33231	0.00336	0.00264	-0.00021	0.00228	0.14387	-0.00270	0.00409	0.00622
#2	169.79281	0.00389	-0.00311	-0.00206	0.00215	0.15741	-0.00518	0.00550	0.00608
Mean	170.06256	0.00363	-0.00023	-0.00113	0.00221	0.15064	-0.00394	0.00480	0.00615
%RSD	0.22432	10.40091	1738.32810	115.23858	4.33659	6.35591	44.60078	20.78780	1.62661

	Si	Sn	Sr	Ti	Tl	U	V	Zn	Zr
	ppm	ppm	ppm	ppm	ppm	ppm	ppm	ppm	ppm
#1	0.14327	0.00665	0.04259	-0.00223	0.00207	-0.02800	-0.00012	0.02696	0.00075
#2	0.14326	0.00755	0.04268	-0.00215	-0.00571	-0.01639	-0.00048	0.02773	0.00080
Mean	0.14327	0.00710	0.04263	-0.00219	-0.00182	-0.02220	-0.00030	0.02735	0.00078
%RSD	0.00815	8.97920	0.15088	2.56667	302.18209	36.98705	84.79934	1.98339	4.47331

	Pb	Se
	calc	calc
#1	0.00145	0.00551
#2	0.00075	0.00589

Mean 0.00110 0.00570er: STEVE WORKMAN
%RSD 45.43952 4.65897

Method : Paragon2 File : 130905A
SampleId1 : 1308526-12L 5X SampleId2 :
Analysis commenced : 9/5/2013 17:16:43
Dilution ratio : 1.00000 to 1.00000 Tray :

Printed : 9/5/2013 17:34:00
[SAMPLE]
Position : TUBE74

Final concentrations

	Ag ppm	Al ppm	As ppm	B ppm	Ba ppm	Be ppm	Bi ppm	Ca ppm	Cd ppm
#1	-0.00053	-0.01410	-0.00630	-0.00640	0.00310	0.00055	-0.00373	1.25712	-0.00010
#2	-0.00108	-0.01360	-0.00034	-0.00556	0.00314	0.00053	-0.00117	1.25955	-0.00017
Mean	-0.00080	-0.01385	-0.00332	-0.00598	0.00312	0.00054	-0.00245	1.25833	-0.00013
%RSD	47.85927	2.56580	126.78536	9.95124	0.90028	2.45064	74.10350	0.13640	36.25025
	Co ppm	Cr ppm	Cu ppm	Fe ppm	K ppm	Li ppm	Mg ppm	Mn ppm	Mo ppm
#1	-0.00208	0.00023	-0.00141	0.16868	0.14785	-0.00086	0.07846	0.04247	-0.00295
#2	-0.00110	0.00023	-0.00129	0.16779	0.14555	-0.00086	0.07404	0.04247	0.00044
Mean	-0.00159	0.00023	-0.00135	0.16823	0.14670	-0.00086	0.07625	0.04247	-0.00125
%RSD	43.51954	0.49800	6.24948	0.37521	1.10445	0.54261	4.09931	0.00000	190.56667

	Na ppm	Ni ppm	P ppm	Pb I ppm	Pb II ppm	S ppm	Sb ppm	Se I ppm	Se II ppm
#1	33.62314	-0.00057	-0.00467	-0.00575	-0.00014	0.00847	0.00223	0.00082	0.00230
#2	33.76502	-0.00115	-0.01878	-0.00269	0.00063	0.02201	-0.00268	0.00784	0.00371
Mean	33.69408	-0.00086	-0.01173	-0.00422	0.00025	0.01524	-0.00023	0.00433	0.00301
%RSD	0.29774	47.89492	85.04976	51.29022	219.16912	62.81251	1537.67789	114.66351	33.33339

	Si ppm	Sn ppm	Sr ppm	Ti ppm	Tl ppm	U ppm	V ppm	Zn ppm	Zr ppm
#1	0.01560	0.00485	0.00906	-0.00230	-0.00714	-0.02567	-0.00065	0.00395	0.00027
#2	0.01470	-0.00147	0.00908	-0.00219	0.00481	-0.02812	-0.00101	0.00318	0.00040
Mean	0.01515	0.00169	0.00907	-0.00224	-0.00116	-0.02690	-0.00083	0.00357	0.00033
%RSD	4.23954	264.12241	0.08858	3.34137	725.93730	6.42611	31.00102	15.19941	27.80125

	Pb calc	Se calc
#1	-0.00201	0.00180
#2	-0.00048	0.00509
Mean	-0.00124	0.00345
%RSD	86.99451	67.35003

Method : Paragon2 File : 130905A
SampleId1 : 1308526-12MS SampleId2 :
Analysis commenced : 9/5/2013 17:18:15
Dilution ratio : 1.00000 to 1.00000 Tray :

Printed : 9/5/2013 17:34:00
[SAMPLE]
Position : TUBE75

	Ag	Al	As	B	Ba	Be	Bi	Ca	Cd
#1	0.09970	1.93879	1.00342	0.97074	1.05129	0.04987	0.00039	5.68959	0.05154
#2	0.09847	1.95343	1.00192	0.96707	1.05261	0.04988	-0.00288	5.67165	0.05121
Mean	0.09908	1.94611	1.00267	0.96891	1.05195	0.04988	-0.00124	5.68062	0.05138
%RSD	0.88340	0.53175	0.10522	0.26828	0.08890	0.00510	185.94755	0.22329	0.44666
	Co	Cr	Cu	Fe	K	Li	Mg	Mn	Mo
#1	0.49409	0.21259	0.27806	1.78457	0.26319	0.00609	0.12708	0.70105	0.99604
#2	0.49145	0.21242	0.27746	1.78230	0.25733	0.00613	0.11879	0.70117	0.99907
Mean	0.49277	0.21251	0.27776	1.78343	0.26026	0.00611	0.12294	0.70111	0.99756
%RSD	0.37854	0.05821	0.15039	0.09004	1.59128	0.42002	4.76730	0.01285	0.21442
	Na	Ni	P	Pb I	Pb II	S	Sb	Se I	Se II
#1	171.65298	0.52466	0.00943	0.49085	0.48011	0.13033	0.50431	1.94464	1.76698
#2	171.11866	0.52170	0.00682	0.48908	0.49345	0.13033	0.50067	1.95068	1.83559
Mean	171.38582	0.52318	0.00812	0.48997	0.48678	0.13033	0.50249	1.94766	1.80128
%RSD	0.22045	0.39961	22.73332	0.25482	1.93829	0.00000	0.51258	0.21920	2.69363
	Si	Sn	Sr	Ti	Tl	U	V	Zn	Zr
#1	1.19717	0.52315	0.55027	0.46809	2.20855	-0.02141	0.50419	0.54109	0.00130
#2	1.19687	0.50785	0.55050	0.47056	2.18921	-0.02813	0.50403	0.54109	0.00091
Mean	1.19702	0.51550	0.55039	0.46933	2.19888	-0.02477	0.50411	0.54109	0.00110
%RSD	0.01746	2.09871	0.02952	0.37158	0.62189	19.19037	0.02188	0.00000	25.23435
	Pb	Se							
	calc	calc							
#1	0.48368	1.82614							
#2	0.49199	1.87392							
Mean	0.48784	1.85003							
%RSD	1.20480	1.82616							

Method : Paragon2 File : 130905A Printed : 9/5/2013 17:34:00

SampleId1 : 1308526-12MSD SampleId2 : [SAMPLE]

Analysis commenced : 9/5/2013 17:19:49

Dilution ratio : 1.00000 to 1.00000 Tray : Position : TUBE76

Final concentrations

	Ag	Al	As	B	Ba	Be	Bi	Ca	Cd
#1	0.09768	1.95684	0.99944	0.96560	1.04989	0.04911	-0.00172	5.65942	0.05070
#2	0.09753	1.96122	0.98800	0.96276	1.05253	0.04906	-0.00124	5.62803	0.05042
Mean	0.09761	1.95903	0.99372	0.96418	1.05121	0.04909	-0.00148	5.64373	0.05056
%RSD	0.11211	0.15833	0.81397	0.20797	0.17793	0.07767	22.58735	0.39328	0.39759

ted: 9/5/2013 17:34:08 User: STEVE WORKMAN

	Co	Cr	Cu	Fe	K	Li	Mg	Mn	Mo
#1	0.48755	0.21085	0.27746	1.78366	0.25835	0.00661	0.12598	0.69544	0.99278
#2	0.48824	0.20995	0.27924	1.78215	0.25326	0.00662	0.12321	0.69480	0.99181
Mean	0.48789	0.21040	0.27835	1.78290	0.25581	0.00662	0.12460	0.69512	0.99229
%RSD	0.09936	0.30159	0.45164	0.06004	1.40781	0.14104	1.56796	0.06482	0.06898

	Na	Ni	P	Pb I	Pb II	S	Sb	Se I	Se II
#1	170.68451	0.51821	-0.00572	0.48529	0.48453	0.13033	0.50137	1.92489	1.78678
#2	170.17578	0.51356	-0.00415	0.48636	0.48984	0.14387	0.49478	1.93070	1.84252
Mean	170.43014	0.51589	-0.00493	0.48583	0.48718	0.13710	0.49807	1.92779	1.81465
%RSD	0.21107	0.63779	22.45354	0.15620	0.77059	6.98358	0.93574	0.21309	2.17208

	Si	Sn	Sr	Ti	Tl	U	V	Zn	Zr
#1	1.19747	0.53215	0.54907	0.46556	2.18545	-0.02263	0.50150	0.55721	0.00086
#2	1.19284	0.52226	0.54915	0.46614	2.17289	-0.02263	0.50025	0.55798	0.00066
Mean	1.19515	0.52721	0.54911	0.46585	2.17917	-0.02263	0.50087	0.55760	0.00076
%RSD	0.27345	1.32762	0.01036	0.08856	0.40746	0.00361	0.17551	0.09735	18.25621

	Pb	Se
	calc	calc
#1	0.48478	1.83277
#2	0.48868	1.87189
Mean	0.48673	1.85233
%RSD	0.56637	1.49316

Method : Paragon2 File : 130905A
SampleId1 : CRI SampleId2 :
Analysis commenced : 9/5/2013 17:23:25
Dilution ratio : 1.00000 to 1.00000 Tray :

Printed : 9/5/2013 17:34:01
[CV]

Position : STD6

Final concentrations

	Ag	Al	As	B	Ba	Be	Bi	Ca	Cd
#1	0.02155	0.36380	0.01356	0.40342	0.43231	0.01241	0.05931	5.26086	0.01222
#2	0.02085	0.36603	0.01157	0.40132	0.43450	0.01241	0.04717	5.23479	0.01201
Mean	0.02120	0.36492	0.01256	0.40237	0.43341	0.01241	0.05324	5.24782	0.01212
%RSD	2.34264	0.43102	11.17642	0.36935	0.35764	0.02165	16.12524	0.35131	1.22180

	Co	Cr	Cu	Fe	K	Li	Mg	Mn	Mo
#1	0.10049	0.02294	0.05084	0.21258	4.05148	0.01369	5.05448	0.03284	0.02205
#2	0.09991	0.02235	0.05131	0.21154	4.06122	0.01376	5.05170	0.03271	0.02121
Mean	0.10020	0.02264	0.05108	0.21206	4.05635	0.01373	5.05309	0.03277	0.02163
%RSD	0.41166	1.82656	0.65580	0.34744	0.16990	0.34001	0.03886	0.27331	2.76357

	Na	Ni	P	Pb I	Pb II	S	Sb	Se I	Se II
	ppm	ppm	ppm	ppm	ppm	ppm	ppm	ppm	ppm
#1	4.10569	0.08684	0.18084	0.00924	0.00609	0.17095	0.12506	0.00772	0.00570
#2	4.12171	0.08558	0.16359	0.00226	0.00590	0.16418	0.12383	0.01895	0.01307
Mean	4.11370	0.08621	0.17221	0.00575	0.00600	0.16757	0.12445	0.01334	0.00938
%RSD	0.27523	1.03383	7.08363	85.91408	2.25700	2.85699	0.69976	59.54880	55.51145

	Si	Sn	Sr	Ti	Tl	U	V	Zn	Zr
	ppm	ppm	ppm	ppm	ppm	ppm	ppm	ppm	ppm
#1	0.08037	0.10039	0.01977	0.01883	0.02623	0.17356	0.10549	0.04230	0.05295
#2	0.08129	0.09678	0.01980	0.01893	0.02727	0.17600	0.10497	0.03847	0.05293
Mean	0.08083	0.09859	0.01979	0.01888	0.02675	0.17478	0.10523	0.04039	0.05294
%RSD	0.80349	2.58622	0.12185	0.39733	2.74903	0.98947	0.34877	6.71510	0.02212

	Pb	Se
	calc	calc
#1	0.00714	0.00637
#2	0.00469	0.01503
Mean	0.00591	0.01070
%RSD	29.33093	57.18718

Method : Paragon2
File : 130905A
SampleId1 : ICSA
SampleId2 :
Analysis commenced : 9/5/2013 17:27:00
Dilution ratio : 1.00000 to 1.00000
Tray :
Position : STD3

Printed : 9/5/2013 17:34:01
[ICSAB]

Final concentrations

	Ag	Al	As	B	Ba	Be	Bi	Ca	Cd
	ppm	ppm	ppm	ppm	ppm	ppm	ppm	ppm	ppm
#1	-0.00099	248.82575	-0.00183	-0.00829	0.00016	0.00131	0.00001	264.85188	0.00068
#2	-0.00098	248.77514	-0.00481	-0.00902	0.00016	0.00127	0.00468	267.42820	0.00100
Mean	-0.00099	248.80044	-0.00332	-0.00866	0.00016	0.00129	0.00234	266.14004	0.00084
%RSD	0.64931	0.01438	63.39257	6.01095	0.00000	2.31937	140.70288	0.68450	27.47657

	Co	Cr	Cu	Fe	K	Li	Mg	Mn	Mo
	ppm	ppm	ppm	ppm	ppm	ppm	ppm	ppm	ppm
#1	0.00261	-0.00140	-0.00677	107.09734	0.10355	-0.00199	257.44002	0.00092	-0.00307
#2	0.00222	-0.00143	-0.00712	107.98690	0.11882	-0.00196	257.91489	0.00054	-0.00307
Mean	0.00241	-0.00141	-0.00695	107.54212	0.11119	-0.00198	257.67746	0.00073	-0.00307
%RSD	11.48063	1.74702	3.57945	0.58490	9.71424	0.94496	0.13031	36.86507	0.00000

	Na	Ni	P	Pb I	Pb II	S	Sb	Se I	Se II
	ppm	ppm	ppm	ppm	ppm	ppm	ppm	ppm	ppm
#1	0.10895	-0.00047	-0.00572	-0.00163	0.00203	-0.01184	0.00371	0.03082	-0.00404
#2	0.10978	-0.00028	-0.00885	0.00625	-0.00114	-0.01184	0.00273	0.00367	0.00403
Mean	0.10937	-0.00037	-0.00729	0.00231	0.00045	-0.01184	0.00322	0.01725	0.00000
%RSD	0.53697	36.65448	30.41815	241.10424	503.46983	0.00000	21.64585	111.32492	208159.31422

	Si	Sn	Ti	Tl	V	Zn	Zr
	ppm	ppm	ppm	ppm	ppm	ppm	ppm

#1	ppm	ppm	ppm	ppm	ppm	ppm	ppm	ppm	ppm
#2	-0.02303	0.01116	-0.00048	-0.00110	0.00579	0.06256	0.00031	-0.00142	0.00283
Mean	-0.02348	0.00575	-0.00048	-0.00075	-0.00708	0.04782	-0.00009	-0.00295	0.00314
%RSD	-0.02326	0.00845	-0.00048	-0.00093	-0.00065	0.05519	0.00011	-0.00218	0.00299
	1.38957	45.27023	0.00000	27.35331	1404.78520	18.88314	258.17657	49.66001	7.37121

	Pb	Se
	calc	calc
#1	0.00081	0.00757
#2	0.00132	0.00391
Mean	0.00107	0.00574
%RSD	33.81166	45.09405

Method : Paragon2 File : 130905A
SampleId1 : ICSAB SampleId2 :
Analysis commenced : 9/5/2013 17:28:37
Dilution ratio : 1.00000 to 1.00000 Tray :
Printed : 9/5/2013 17:34:01
[ICSAB]
Position : STD4

Final concentrations

#1	Ag	Al	As	B	Ba	Be	Bi	Ca	Cd
#2	0.20650	241.36389	0.11286	0.95026	0.49379	0.45328	0.51258	259.49790	1.00072
Mean	0.20680	243.18716	0.09697	0.94396	0.49439	0.45413	0.52100	260.08032	0.99834
%RSD	0.20665	242.27553	0.10492	0.94711	0.49409	0.45371	0.51679	259.78911	0.99953
	0.10274	0.53214	10.70929	0.47050	0.08561	0.13156	1.15168	0.15853	0.16849

#1	Co	Cr	Cu	Fe	K	Li	Mg	Mn	Mo
#2	0.45742	0.47699	0.52979	104.90299	0.10686	1.03539	250.62624	0.46438	0.92381
Mean	0.45926	0.47730	0.52896	105.18717	0.10788	1.03980	251.38903	0.46426	0.93131
%RSD	0.45834	0.47714	0.52938	105.04508	0.10737	1.03760	251.00763	0.46432	0.92756
	0.28476	0.04583	0.11101	0.19129	0.67064	0.30068	0.21488	0.01937	0.57182

#1	Na	Ni	P	Pb I	Pb II	S	Sb	Se I	Se II
#2	0.07382	0.95243	0.91722	0.05449	0.05502	0.93619	0.60102	0.04636	0.04538
Mean	0.07434	0.95204	0.90988	0.04883	0.05787	0.92265	0.60496	0.04753	0.04372
%RSD	0.07408	0.95223	0.91355	0.05166	0.05645	0.92942	0.60299	0.04694	0.04455
	0.49504	0.02879	0.56854	7.74470	3.56270	1.03070	0.46173	1.76840	2.63221

#1	Si	Sn	Sr	Ti	Tl	U	V	Zn	Zr
#2	0.84030	1.02515	0.93746	0.87418	0.10402	8.97522	0.46391	0.88203	0.46349
Mean	0.84047	1.00988	0.93893	0.87858	0.09341	8.98233	0.46471	0.88357	0.46481
%RSD	0.84038	1.01752	0.93820	0.87638	0.09871	8.97877	0.46431	0.88280	0.46415
	0.01499	1.06120	0.11082	0.35518	7.60371	0.05599	0.12094	0.12304	0.20167

Pb	Se
calc	calc

#1 0.05485 0.04570 **er: STEVE WORKMAN**
 #2 0.05486 0.04499
Mean 0.05485
 %RSD 0.01641 1.11525

Method : Paragon2 File : 130905A
SampleId1 : CCV
SampleId2 :
Analysis commenced : 9/5/2013 17:30:15
 Dilution ratio : 1.00000 to 1.00000 Tray :

Printed : 9/5/2013 17:34:01
[CV]

Position : STD1

Final concentrations

	Ag ppm	Al ppm	As ppm	B ppm	Ba ppm	Be ppm	Bi ppm	Ca ppm	Cd ppm
#1	0.20570	46.84680	0.50454	0.99228	0.99487	0.47888	0.52676	50.38089	0.51292
#2	0.20826	46.89492	0.49734	0.99028	0.99267	0.48126	0.51764	50.82602	0.51227
Mean	0.20698	46.87086	0.50094	0.99128	0.99377	0.48007	0.52220	50.60345	0.51260
%RSD	0.87655	0.07260	1.01706	0.14235	0.15677	0.35191	1.23417	0.62200	0.09008

	Co ppm	Cr ppm	Cu ppm	Fe ppm	K ppm	Li ppm	Mg ppm	Mn ppm	Mo ppm
#1	0.48125	0.98522	1.02295	19.63403	49.75150	0.49380	47.83562	0.96286	0.97306
#2	0.48465	0.99343	1.02118	19.71903	49.52860	0.49127	47.78989	0.96874	0.98031
Mean	0.48295	0.98933	1.02206	19.67653	49.64005	0.49254	47.81275	0.96580	0.97669
%RSD	0.49894	0.58721	0.12256	0.30544	0.31751	0.36385	0.06762	0.43022	0.52559

	Na ppm	Ni ppm	P ppm	Pb I ppm	Pb II ppm	S ppm	Sb ppm	Se I ppm	Se II ppm
#1	51.11342	1.01892	4.68603	0.95722	0.95924	4.80225	0.50748	1.03520	0.93308
#2	51.04894	1.01896	4.62515	0.96149	0.96910	4.79546	0.50603	1.02330	0.96155
Mean	51.08118	1.01894	4.65559	0.95935	0.96417	4.79885	0.50676	1.02925	0.94732
%RSD	0.08925	0.00336	0.92469	0.31467	0.72297	0.10007	0.20236	0.81727	2.12508

	Si ppm	Sn ppm	Sr ppm	Ti ppm	Tl ppm	U ppm	V ppm	Zn ppm	Zr ppm
#1	4.50110	1.00229	0.50047	0.45723	0.51657	4.59562	0.48412	0.96422	0.97612
#2	4.50453	0.99510	0.50030	0.45941	0.52646	4.58578	0.48441	0.99111	0.97653
Mean	4.50282	0.99870	0.50039	0.45832	0.52151	4.59070	0.48427	0.97767	0.97633
%RSD	0.05377	0.50885	0.02433	0.33550	1.34055	0.15155	0.04248	1.94464	0.02945

	Pb calc	Se calc
#1	0.95857	0.96709
#2	0.96657	0.98212
Mean	0.96257	0.97460
%RSD	0.58746	1.09034

Method : Paragon2 File : 130905A
SampleId1 : CCB
SampleId2 :
Analysis commenced : 9/5/2013 17:31:53

Printed : 9/5/2013 17:34:01
[CB]

Dilution ratio : 1.00000 to 1.00000 Tray :

Position : STD2

Final concentrations

	Ag	Al	As	B	Ba	Be	Bi	Ca	Cd
#1	-0.00124	0.04482	0.00437	-0.00156	0.00036	0.00092	0.00257	0.19128	0.00019
#2	-0.00140	0.04259	0.00090	-0.00104	0.00028	0.00084	0.00070	0.18684	-0.00009
Mean	-0.00132	0.04371	0.00263	-0.00130	0.00032	0.00088	0.00163	0.18906	0.00005
%RSD	8.20844	3.60919	93.26192	28.63733	17.58166	6.23147	80.96784	1.66130	415.05717
	Co	Cr	Cu	Fe	K	Li	Mg	Mn	Mo
#1	-0.00081	0.00000	-0.00414	0.01675	0.14428	-0.00211	0.12266	0.00079	0.00056
#2	-0.00149	0.00063	-0.00378	0.01423	0.14886	-0.00213	0.11824	0.00092	-0.00029
Mean	-0.00115	0.00032	-0.00396	0.01549	0.14657	-0.00212	0.12045	0.00086	0.00013
%RSD	41.96102	140.05452	6.37009	11.52819	2.21082	0.66122	2.59504	10.46903	445.73986
	Na	Ni	P	Pb I	Pb II	S	Sb	Se I	Se II
#1	0.14847	-0.00091	-0.01042	-0.00579	0.00178	0.01524	0.00176	-0.00362	0.00242
#2	0.14546	-0.00260	-0.00833	0.00105	0.00330	0.00170	-0.00318	-0.00596	-0.00254
Mean	0.14696	-0.00176	-0.00937	-0.00237	0.00254	0.00847	-0.00071	-0.00479	-0.00006
%RSD	1.44976	68.33563	15.75910	204.20072	42.39273	113.00222	490.75819	34.55082	5523.36137
	Si	Sn	Sr	Ti	Tl	U	V	Zn	Zr
#1	-0.02083	0.00214	-0.00080	-0.00167	-0.00059	-0.01761	-0.00037	0.00165	0.00139
#2	-0.02068	0.00665	-0.00082	-0.00169	-0.00554	-0.02128	-0.00022	0.00088	0.00137
Mean	-0.02076	0.00439	-0.00081	-0.00168	-0.00306	-0.01944	-0.00029	0.00127	0.00138
%RSD	0.51620	72.54792	1.98744	0.55767	113.98267	13.32981	37.32601	42.79760	0.84043
	Pb	Se							
	calc	calc							
#1	-0.00074	0.00041							
#2	0.00255	-0.00368							
Mean	0.00090	-0.00164							
%RSD	257.95147	176.40870							

Header Information for Analytical Run: Hg130906-1A1
Analyst: Brent Stanfield

Standard:

Stock A: 10ppm (ST130325-5)
Stock B: 10ppm (ST130325-6)
Daily standards made by diluting stock solution 100X

Reagents:

See digestion log.

Pipettes Used:

M-57-----0.01mL to 0.1mL
M-61-----0.1mL to 1.0mL
M-1010---1.0mL to 5.0mL

Method of Dilution:

2X-----Dilution made by diluting 5.0ml of sample to a 10ml final volume.
5X-----Dilution made by diluting 2.0ml of sample to a 10ml final volume.
10X-----Dilution made by diluting 1.0ml of sample to a 10ml final volume.
20X-----Dilution made by diluting 0.5ml of sample to a 10ml final volume.
50X-----Dilution made by diluting 0.2ml of sample to a 10ml final volume.
100X---Dilution made by diluting 0.1ml of sample to a 10ml final volume.
500X---Dilution made by diluting a 5X dilution 100X.
1000X-Dilution made by diluting a 10X dilution 100X.

Daily Maintenance:

1. Check/ Change peristaltic pump tubing.
2. Check gas liquid separator for deposits, clean if necessary.
3. Check/ Refill rinse water and stannous chloride reservoirs.

Daily Maintenance done by: BAS

Monthly Maintenance:

1. Check/ Clean sample and reference cells.
2. Check/ Change Nafion cartridge/

Monthly Maintenance done by: BAS 8/15/2013

Header Information for Analytical Sequence 13I05n00

Instrument: Agilent ICPMS Model 7700X; Serial No. JP09400112

Software Revision: B.01.01

Date of Analysis: 09/05/2013

Analyst: Ross Miller

Calibration Standards

High Calibration Standard: ST100324-6 (expires 2/28/2015)

This standard contains the following elements at the listed concentrations (ng/ml).

100000	50000	10000	5000	2000	1000	500	200	100	50	30	10	2
Na	Ca	Mg	Fe	Zn	B	Cr	Mn	V	Pb	Sb	Th	Tl
	K		Al	Ti	Cu	Ni		Co	Be	Cd	U	
					Li	Sn		As		Y	Ag	
								Se		La		
								Mo		Ce		
								Ba		Pr		
								Sr		Nd		

1/10, 1/100, and 1/1000 dilutions of the High Calibration Standard are prepared daily to provide additional calibration standards.

ICV

The ICV is prepared by diluting 1ml of the 2nd Source intermediate (ST121126-2, expires 12/18/2013) to 5ml giving the following concentrations (ng/ml).

20000	10000	2000	1000	400	200	100	40	20	10	6	2	0.4
Na	Ca	Mg	Fe	Zn	B	Cr	Mn	V	Pb	Sb	Th	Tl
	K		Al	Ti	Cu	Ni		Co	Be	Cd	U	
					Li	Sn		As		Y	Ag	
								Se		La		
								Mo		Ce		
								Ba		Pr		
								Sr		Nd		

CRI1

The RL1 is prepared by diluting 0.05ml of the Reporting Limit Verification Spike Solution (ST100324-9 expires 2/28/2015) to 50ml giving the following concentrations (ng/ml).

100	50	10	5	2	1	0.5	0.2	0.1	0.05	0.03	0.02	0.01
Na	Ca	Mg	Al	Zn	B	Cr	Mn	V	Pb	Sb	Th	U
	K		Fe	Ti	Cu	Ni		Co	Be	Cd	Tl	Ag
					Li	Sn		As		Y		
								Se		La		
								Mo		Ce		
								Ba		Pr		
								Sr		Nd		

CRI2

The RL2 is prepared by diluting 0.1ml of the Reporting Limit Verification Spike Solution (ST100324-9 expires 2/28/2015) to 50ml giving the following concentrations (ng/ml).

200	100	20	10	4	2	1	0.4	0.2	0.1	0.06	0.04	0.02
Na	Ca	Mg	Al	Zn	B	Cr	Mn	V	Pb	Sb	Th	U
	K		Fe	Ti	Cu	Ni		Co	Be	Cd	Tl	Ag
					Li	Sn		As		Y		
								Se		La		
								Mo		Ce		
								Ba		Pr		
								Sr		Nd		

ICSA

The ICSA is prepared by diluting 0.5ml of ICSA intermediate (ST121206-1, expires 01/01/14) to a final volume of 50ml giving the following concentrations (ng/ml).

42.5 X 10 ⁶	30000	25000	20000	10000	200
Cl	Ca	Fe Na	C	Al K Mg P S	Mo Ti

ICSAB

The ICSAB is prepared by diluting 0.5ml of ICSA intermediate (ST121206-1, expires 01/01/14) and 5ml of High Calibration Standard: ST100324-6 (expires 2/28/2015) to a final volume of 50ml. The ICSAB contains the following elements at the listed concentrations (ng/ml).

42.5X10 ⁶	35000	25500	20000	15000	11000	10500	10000	400	210
Cl	Ca Na	Fe	C	K	Mg	Al	P S	Ti	Mo

200	100	50	20	10	5	3	1	0.2
Zn	B Cu Li	Cr Ni Sn	Mn	V Co As Se Ba Sr	Pb Be	Sb Cd Y La Ce Pr Nd	Th U Ag	Tl

CCV

The CCV is prepared by diluting 5ml of the High Calibration Standard: ST100324-6 (expires 2/28/2015) to a final volume of 50ml. The CCV contains the following elements at the listed concentrations (ng/ml).

10000	5000	1000	500	200	100	50	20	10	5	3	1	0.2
Na	Ca	Mg	Fe	Zn	B	Cr	Mn	V	Pb	Sb	Th	Tl
	K		Al	Ti	Cu	Ni		Co	Be	Cd	U	
					Li	Sn		As		Y	Ag	
								Se		La		
								Mo		Ce		
								Ba		Pr		
								Sr		Nd		

Linear Dynamic Range Standards

LDR-Ca,Na,K

The LDR-Ca,Na,K standard is prepared by diluting 1ml of the High Calibration Standard Intermediate Mix (ST100324-5, expires 2/28/2015) to a final volume of 10ml. The LDR-Ca,Na,K standard contains the following elements at the listed concentrations (ng/ml).

100000	50000	20000	10000	5000	2000	1000	500	300	100	20
Mg	Fe	Zn	B	Cr	Mn	V	Pb	Sb	Th	Tl
	Al	Ti	Cu	Ni		Co	Be	Cd	U	
			Li	Sn		As		Y	Ag	
						Se		La		
						Mo		Ce		
						Ba		Pr		
						Sr		Nd		

1000 Na

The 1000 Na standard is prepared by diluting 1ml of the 10000mg/L Na stock solution (ST100301-26, expires 2/28/2015) to a final volume of 10ml. The 1000 Na standard contains Na at 1000000 ng/ml.

500 Ca

The 500 Ca standard is prepared by diluting 0.5ml of the 10000mg/L Ca stock solution (ST100301-9, expires 2/28/2015) to a final volume of 10ml. The 500 Ca standard contains Ca at 500000 ng/ml.

500 K

The 500 K standard is prepared by diluting 0.5ml of the 10000mg/L K stock solution (ST100301-22, expires 2/28/2015) to a final volume of 10ml. The 500 K standard contains K at 500000 ng/ml.

Linear Dynamic Range

The instrument Linear Dynamic Range (LDR) is determined at least every 6 months. The current LDR was determined on 03/13/2013. The instrument LDR is given below (ng/ml).

1000000	500000	100000	50000	20000	10000	5000	2000	1000	500	300	100	20
Na	Ca	Mg	Fe	Zn	B	Cr	Mn	V	Pb	Sb	Th	Tl
	K		Al	Ti	Cu	Ni		Co	Be	Cd	U	
					Li	Sn		As		Y	Ag	
								Se		La		
								Mo		Ce		
								Ba		Pr		
								Sr		Nd		

ICB/CCB and all diluent

1% HNO₃, 1%HCl in double deionized water

HNO₃ Lot No. 1111120

HCl Lot No. 0000018301

Internal Standards

The internal standard intermediate contains 2 PPM each of Ga, Ge and Pt; 1 PPM each of In and Rh and 0.5 PPM of Bi. This intermediate is added to all standards and samples in the same proportion of 1 on top of 100. Most often this is done by adding 0.05ml of internal standard intermediate on top of 5ml of sample or standard. The final concentration of internal standard added to the standards or samples is about 20ppb each of Ga, Ge and Pt; 10ppb each of In and Rh; and 5ppb of Bi.

Pipet ID Numbers

1.0 to 5.0 ml -- M-66
0.1 to 1.0ml -- M-60
0.01 to 0.1ml -- M-56
0.5ml -- M-14

Dilutions

2X dilutions made by diluting 5ml of sample to 10ml final volume
5X dilutions made by diluting 1ml of sample to 5ml final volume
10X dilutions made by diluting 1ml of sample to 10ml final volume
50X dilutions made by diluting 0.1ml of sample to 5ml final volume
100X dilutions made by diluting 0.1ml of sample to 10ml final volume
200X dilutions made by diluting 0.05ml of sample to 10ml final volume
500X dilutions made by diluting 0.02ml of sample to 10ml final volume

Analytical Spikes

1308453-12 post spiked by diluting ST100324-5 and ST120620-3 1000 fold with the 100 fold dilution of the sample digestate.

Daily Maintenance Items

1. Check / change pump tubing
2. Check / clean drain containers
3. Tune instrument per manufacturer's procedures
4. Perform resolution / mass calibration / stability test and print QC tune report

Monthly Maintenance Items

1. Check / clean torch and cones
2. Check / clean nebulizer and spray chamber
3. Check / fill water recirculating reservoir
4. Check / fill vacuum pump oil

Additional Comments

No additional comments.

QC Tune Report

Data File: C:\ICPMH\1\7500\QCTUNE.D
 Date Acquired: 5 Sep 2013 09:25:09 am
 Operator:
 Misc Info:
 Vial Number: 0
 Current Method: C:\ICPMH\1\METHODS\2008TUNE.m

Minimum Response (CPS)

Element	Actual	Required	Flag
---------	--------	----------	------

RSD (%)

Element	Actual	Required	Flag
---------	--------	----------	------

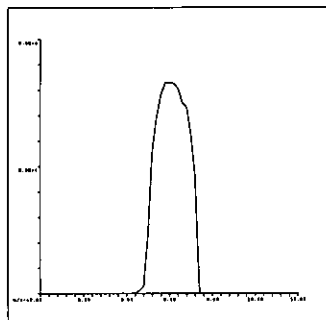
9 Be	1.03	5.00	
24 Mg	0.86	5.00	
25 Mg	1.47	5.00	
26 Mg	1.12	5.00	
59 Co	0.85	5.00	
115 In	0.99	5.00	
206 Pb	1.37	5.00	
207 Pb	0.90	5.00	
208 Pb	1.32	5.00	

Ion Ratio

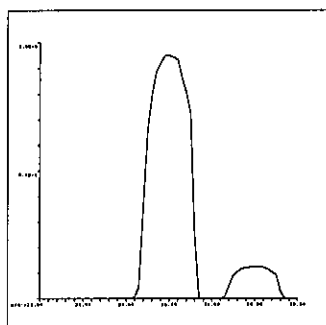
Element	Actual	Required	Flag
---------	--------	----------	------

Maximum Bkg. Count (CPS)

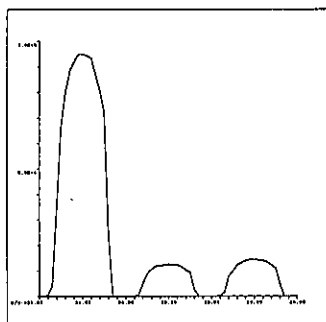
Element	Actual	Required	Flag
---------	--------	----------	------



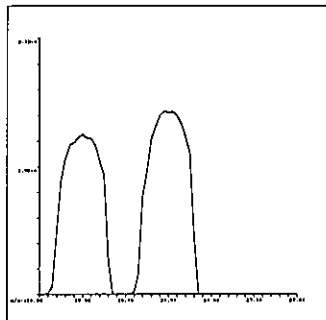
9 Be
Mass Calib.
Actual: 9.00
Required: 8.90-9.10
Flag:
Peak Width
Actual: 0.55
Required: 0.80
Flag:



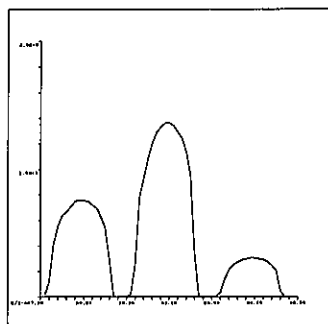
24 Mg
Mass Calib.
Actual: 24.00
Required: 23.90-24.10
Flag:
Peak Width
Actual: 0.60
Required: 0.80
Flag:



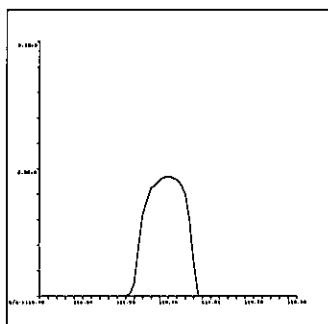
25 Mg
Mass Calib.
Actual: 25.00
Required: 24.90-25.10
Flag:
Peak Width
Actual: 0.65
Required: 0.80
Flag:



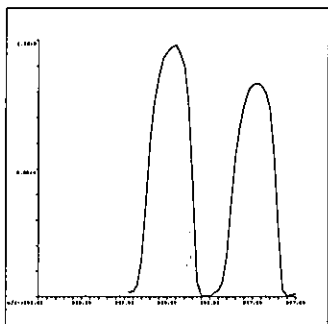
26 Mg
Mass Calib.
Actual: 26.00
Required: 25.90-26.10
Flag:
Peak Width
Actual: 0.65
Required: 0.80
Flag:



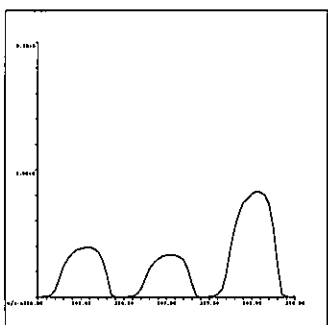
59 Co
Mass Calib.
Actual: 58.95
Required: 58.90-59.10
Flag:
Peak Width
Actual: 0.70
Required: 0.80
Flag:



115 In
Mass Calib.
Actual: 115.00
Required: 114.90-115.10
Flag:
Peak Width
Actual: 0.70
Required: 0.80
Flag:

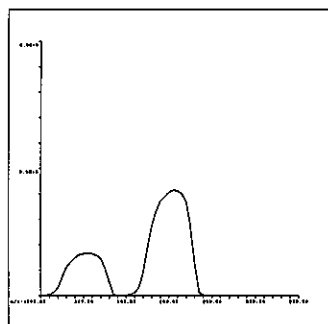


206 Pb
Mass Calib.
Actual: 206.05
Required: 205.90-206.10
Flag:
Peak Width
Actual: 0.60
Required: 0.80
Flag:



207 Pb
Mass Calib.
Actual: 207.05
Required: 206.90-207.10
Flag:
Peak Width
Actual: 0.65
Required: 0.80
Flag:

C:\ICPMH\1\7500\QCTUNE.D



208 Pb

Mass Calib.

Actual: 208.05

Required: 207.90-208.10

Flag:

Peak Width

Actual: 0.65

Required: 0.80

Flag:

QC Tune Result:Pass

Batch Summary Report

Batch Folder: C:\ICPMHX1\DATA\13105n00.B#
 Analysis File: 13105n00.batch.xml
 Tune Step: #1 nogas.u
 #2 hehe.u

	Rjct	Acq. Date-Time	Data File	Sample Name	Type	Level	Dilution
1		9/5/2013 11:51:27 AM	001SMPL_13105100.D	blank	Sample		1.0000
2		9/5/2013 11:54:58 AM	002CALB_13105100.D	blank	CalBlk	1	1.0000
3		9/5/2013 11:58:28 AM	003CALB_13105100.D	blank	CalBlk	1	1.0000
4		9/5/2013 12:01:58 PM	004CALS_13105100.D	H/1000	CalStd	2	1.0000
5		9/5/2013 12:05:29 PM	005CALS_13105100.D	H/100	CalStd	3	1.0000
6		9/5/2013 12:08:58 PM	006CALS_13105100.D	H/10	CalStd	4	1.0000
7		9/5/2013 12:12:24 PM	007CALS_13105100.D	HIGH	CalStd	5	1.0000
8		9/5/2013 12:20:09 PM	008SMPL_13105100.D	ICV	6-ICV		1.0000
9		9/5/2013 12:27:59 PM	009SMPL_13105100.D	ICB	6-CCB		1.0000
10		9/5/2013 12:31:29 PM	010SMPL_13105100.D	ICSA	Sample		1.0000
11		9/5/2013 12:34:59 PM	011SMPL_13105100.D	ICSAB	Sample		1.0000
12		9/5/2013 12:42:47 PM	012SMPL_13105100.D	IP130904-1MB 10X	6-CCB		1.0000
13		9/5/2013 12:46:19 PM	013SMPL_13105100.D	IM130904-1LCS 10X	6-LCS		1.0000
14		9/5/2013 12:49:46 PM	014SMPL_13105100.D	IM130904-1LCSD 10X	6-LCS		1.0000
15		9/5/2013 12:53:13 PM	015SMPL_13105100.D	1307497-3 100X	Sample		1.0000
16		9/5/2013 12:56:42 PM	016SMPL_13105100.D	1307497-3D 10X	Sample		1.0000
17		9/5/2013 1:00:08 PM	017SMPL_13105100.D	1307497-3 10X	Sample		1.0000
18		9/5/2013 1:03:35 PM	018SMPL_13105100.D	1307497-22 100X	Sample		1.0000
19		9/5/2013 1:11:27 PM	019SMPL_13105100.D	ZZZZZZ	Sample		1.0000
20		9/5/2013 1:34:15 PM	001SMPLD	CCV	6-CCV		1.0000
21		9/5/2013 1:37:43 PM	002SMPLD	CCB	6-CCB		1.0000
22		9/5/2013 1:41:10 PM	003SMPLD	F130903-1MB 10X	6-CCB		1.0000
23		9/5/2013 1:43:49 PM	004SMPLD	FM130903-1LCS 10X	6-LCS		1.0000
24		9/5/2013 1:46:29 PM	005SMPLD	1308461-2 10X	Sample		1.0000
25		9/5/2013 1:49:09 PM	006SMPLD	1308461-2D 10X	Sample		1.0000
26		9/5/2013 1:51:49 PM	007SMPLD	1308461-2L 50X	Sample		1.0000
27		9/5/2013 1:54:29 PM	008SMPLD	1308461-2MS 10X	Sample		1.0000

TL Mn only
No TL Mn

Batch Summary Report

	Rjct	Acq. Date-Time	Data File	Sample Name	Type	Level	Dilution
28		9/5/2013 1:57:07 PM	009SMPLD	1308461-2MSD 10X	Sample		1.0000
29		9/5/2013 1:59:45 PM	010SMPLD	1308461-3 10X	Sample		1.0000
30		9/5/2013 2:02:22 PM	011SMPLD	1308488-1 10X	Sample		1.0000
31		9/5/2013 2:05:01 PM	012SMPLD	1308488-2 10X	Sample		1.0000
32		9/5/2013 2:07:39 PM	013SMPLD	CCV	6-CCV		1.0000
33		9/5/2013 2:10:16 PM	014SMPLD	CCB	6-CCB		1.0000
34		9/5/2013 2:12:55 PM	015SMPLD	1308488-3 10X	Sample		1.0000
35		9/5/2013 2:15:33 PM	016SMPLD	1308488-4 10X	Sample		1.0000
36		9/5/2013 2:18:12 PM	017SMPLD	1308488-4D 10X	Sample		1.0000
37		9/5/2013 2:20:50 PM	018SMPLD	1308488-4L 50X	Sample		1.0000
38		9/5/2013 2:23:30 PM	019SMPLD	1308488-4MS 10X	Sample		1.0000
39		9/5/2013 2:26:09 PM	020SMPLD	1308488-4MSD 10X	Sample		1.0000
40		9/5/2013 2:28:48 PM	021SMPLD	1308515-1 10X	Sample		1.0000
41		9/5/2013 2:31:27 PM	022SMPLD	1308515-2 10X	Sample		1.0000
42		9/5/2013 2:34:06 PM	023SMPLD	1308515-3 10X	Sample		1.0000
43		9/5/2013 2:36:44 PM	024SMPLD	1308545-1 10X	Sample		1.0000
44		9/5/2013 2:39:23 PM	025SMPLD	CCV	6-CCV		1.0000
45		9/5/2013 2:42:02 PM	026SMPLD	CCB	6-CCB		1.0000
46		9/5/2013 2:44:42 PM	027SMPLD	1308545-3 10X	Sample		1.0000
47		9/5/2013 2:47:21 PM	028SMPLD	1308474-1 10X	Sample		1.0000
48		9/5/2013 2:49:59 PM	029SMPLD	CCV	6-CCV		1.0000
49		9/5/2013 2:52:39 PM	030SMPLD	CCB	6-CCB		1.0000
50		9/5/2013 3:26:15 PM	001SMPL_13105p00.D	IP130904-4MB 10X	6-CCB		1.0000
51		9/5/2013 3:28:41 PM	002SMPL_13105p00.D	IP130904-4LCS 10X	6-LCS		1.0000
52		9/5/2013 3:31:03 PM	003SMPL_13105p00.D	1308506-1 10X	Sample		1.0000
53		9/5/2013 3:33:25 PM	004SMPL_13105p00.D	1308506-2 10X	Sample		1.0000
54		9/5/2013 3:35:48 PM	005SMPL_13105p00.D	1308506-3 10X	Sample		1.0000
55		9/5/2013 3:38:12 PM	006SMPL_13105p00.D	1308506-4 10X	Sample		1.0000
56		9/5/2013 3:40:33 PM	007SMPL_13105p00.D	1308506-5 10X	Sample		1.0000
57		9/5/2013 3:42:56 PM	008SMPL_13105p00.D	1308506-6 10X	Sample		1.0000
58		9/5/2013 3:45:18 PM	009SMPL_13105p00.D	1308506-7 10X	Sample		1.0000
59		9/5/2013 3:47:41 PM	010SMPL_13105p00.D	1308506-8 10X	Sample		1.0000
60		9/5/2013 3:54:25 PM	011SMPL_13105p00.D	CCV	6-CCV		1.0000

Batch Summary Report

	Rjct	Acq. Date-Time	Data File	Sample Name	Type	Level	Dilution
61		9/5/2013 3:56:49 PM	012SMPL_1305p00.D	CCB	6-CCB		1.0000
62		9/5/2013 3:59:14 PM	013SMPL_1305p00.D	1308506-9 10X	Sample		1.0000
63		9/5/2013 4:01:35 PM	014SMPL_1305p00.D	1308506-10 10X	Sample		1.0000
64		9/5/2013 4:03:58 PM	015SMPL_1305p00.D	1308506-11 10X	Sample		1.0000
65		9/5/2013 4:06:22 PM	016SMPL_1305p00.D	1308506-12 10X	Sample		1.0000
66		9/5/2013 4:08:43 PM	017SMPL_1305p00.D	1308506-13 10X	Sample		1.0000
67		9/5/2013 4:11:05 PM	018SMPL_1305p00.D	1308519-1 10X	Sample		1.0000
68		9/5/2013 4:13:29 PM	019SMPL_1305p00.D	1308519-1D 10X	Sample		1.0000
69		9/5/2013 4:15:51 PM	020SMPL_1305p00.D	1308519-1L 50X	Sample		1.0000
70		9/5/2013 4:18:14 PM	021SMPL_1305p00.D	1308519-1MS 10X	Sample		1.0000
71		9/5/2013 4:20:38 PM	022SMPL_1305p00.D	1308519-1MSD 10X	Sample		1.0000
72		9/5/2013 4:27:22 PM	023SMPL_1305p00.D	CCV	6-CCV		1.0000
73		9/5/2013 4:29:47 PM	024SMPL_1305p00.D	CCB	6-CCB		1.0000
74		9/5/2013 4:32:10 PM	025SMPL_1305p00.D	1308519-2 10X	Sample		1.0000
75		9/5/2013 4:34:33 PM	026SMPL_1305p00.D	1308519-3 10X	Sample		1.0000
76		9/5/2013 4:36:56 PM	027SMPL_1305p00.D	1308519-4 10X	Sample		1.0000
77		9/5/2013 4:39:18 PM	028SMPL_1305p00.D	1308519-5 10X	Sample		1.0000
78		9/5/2013 4:41:38 PM	029SMPL_1305p00.D	1308519-6 10X	Sample		1.0000
79		9/5/2013 4:44:00 PM	030SMPL_1305p00.D	1308519-7 10X	Sample		1.0000
80		9/5/2013 4:46:21 PM	031SMPL_1305p00.D	1308519-8 10X	Sample		1.0000
81		9/5/2013 4:53:04 PM	032SMPL_1305p00.D	IP130904-6MB 10X	6-CCB		1.0000
82		9/5/2013 4:55:26 PM	033SMPL_1305p00.D	IM130904-6LCS 10X	6-LCS		1.0000
83		9/5/2013 4:57:48 PM	034SMPL_1305p00.D	1308412-1 10X	Sample		1.0000
84		9/5/2013 5:04:32 PM	035SMPL_1305p00.D	CCV	6-CCV		1.0000
85		9/5/2013 5:06:56 PM	036SMPL_1305p00.D	CCB	6-CCB		1.0000
86		9/5/2013 5:09:18 PM	037SMPL_1305p00.D	1308412-2 10X	Sample		1.0000
87		9/5/2013 5:11:40 PM	038SMPL_1305p00.D	1308412-3 10X	Sample		1.0000
88		9/5/2013 5:14:03 PM	039SMPL_1305p00.D	1308412-4 10X	Sample		1.0000
89		9/5/2013 5:16:26 PM	040SMPL_1305p00.D	1308412-5 10X	Sample		1.0000
90		9/5/2013 5:18:49 PM	041SMPL_1305p00.D	1308412-6 10X	Sample		1.0000
91		9/5/2013 5:21:12 PM	042SMPL_1305p00.D	1308412-7 10X	Sample		1.0000
92		9/5/2013 5:23:36 PM	043SMPL_1305p00.D	1308412-11 10X	Sample		1.0000
93		9/5/2013 5:25:59 PM	044SMPL_1305p00.D	1308412-11D 10X	Sample		1.0000

Batch Summary Report

	Rjct	Acq. Date-Time	Data File	Sample Name	Type	Level	Dilution
94		9/5/2013 5:28:23 PM	045SMPL_13105p00.D	1308412-11L 50X	Sample		1.0000
95		9/5/2013 5:30:45 PM	046SMPL_13105p00.D	1308412-11MS 10X	Sample		1.0000
96		9/5/2013 5:37:29 PM	047SMPL_13105p00.D	CCV	6-CCV		1.0000
97		9/5/2013 5:39:53 PM	048SMPL_13105p00.D	CCB	6-CCB		1.0000
98		9/5/2013 5:42:15 PM	049SMPL_13105p00.D	1308412-11MSD 10X	Sample		1.0000
99		9/5/2013 5:44:37 PM	050SMPL_13105p00.D	1308441-1 10X	Sample		1.0000
100		9/5/2013 5:47:00 PM	051SMPL_13105p00.D	1308441-1D 10X	Sample		1.0000
101		9/5/2013 5:49:22 PM	052SMPL_13105p00.D	1308441-1L 50X	Sample		1.0000
102		9/5/2013 5:51:46 PM	053SMPL_13105p00.D	1308441-1MS 10X	Sample		1.0000
103		9/5/2013 5:54:08 PM	054SMPL_13105p00.D	1308441-1MSD 10X	Sample		1.0000
104		9/5/2013 5:56:31 PM	055SMPL_13105p00.D	1308441-2 10X	Sample		1.0000
105		9/5/2013 5:58:54 PM	056SMPL_13105p00.D	1308441-3 10X	Sample		1.0000
106		9/5/2013 6:01:18 PM	057SMPL_13105p00.D	1308441-5 10X	Sample		1.0000
107		9/5/2013 6:03:41 PM	058SMPL_13105p00.D	1308441-5D 10X	Sample		1.0000
108		9/5/2013 6:10:25 PM	059SMPL_13105p00.D	CCV	6-CCV		1.0000
109		9/5/2013 6:12:49 PM	060SMPL_13105p00.D	CCB	6-CCB		1.0000
110		9/5/2013 6:15:11 PM	061SMPL_13105p00.D	1308441-5L 50X	Sample		1.0000
111		9/5/2013 6:17:33 PM	062SMPL_13105p00.D	1308441-5MS 10X	Sample		1.0000
112		9/5/2013 6:19:55 PM	063SMPL_13105p00.D	1308441-5MSD 10X	Sample		1.0000
113		9/5/2013 6:22:18 PM	064SMPL_13105p00.D	1308441-7 10X	Sample		1.0000
114		9/5/2013 6:24:40 PM	065SMPL_13105p00.D	1308510-6 10X	Sample		1.0000
115		9/5/2013 6:27:03 PM	066SMPL_13105p00.D	1308510-6D 10X	Sample		1.0000
116		9/5/2013 6:29:26 PM	067SMPL_13105p00.D	1308510-6L 50X	Sample		1.0000
117		9/5/2013 6:31:49 PM	068SMPL_13105p00.D	1308510-6MS 10X	Sample		1.0000
118		9/5/2013 6:34:11 PM	069SMPL_13105p00.D	1308510-6MSD 10X	Sample		1.0000
119		9/5/2013 6:36:34 PM	070SMPL_13105p00.D	1308510-7 10X	Sample		1.0000
120		9/5/2013 6:43:20 PM	071SMPL_13105p00.D	CCV	6-CCV		1.0000
121		9/5/2013 6:45:44 PM	072SMPL_13105p00.D	CCB	6-CCB		1.0000
122		9/5/2013 6:48:08 PM	073SMPL_13105p00.D	1308453-1 100X	Sample		1.0000
123		9/5/2013 6:50:31 PM	074SMPL_13105p00.D	1308453-2 100X	Sample		1.0000
124		9/5/2013 6:52:54 PM	075SMPL_13105p00.D	1308453-3 100X	Sample		1.0000
125		9/5/2013 6:55:17 PM	076SMPL_13105p00.D	1308453-4 100X	Sample		1.0000
126		9/5/2013 6:57:39 PM	077SMPL_13105p00.D	1308453-5 100X	Sample		1.0000

Batch Summary Report

	Rjct	Acq. Date-Time	Data File	Sample Name	Type	Level	Dilution
127		9/5/2013 7:00:02 PM	078SMPL_13105p00.D	1308453-6 100X	Sample		1.0000
128		9/5/2013 7:02:25 PM	079SMPL_13105p00.D	1308453-7 100X	Sample		1.0000
129		9/5/2013 7:04:48 PM	080SMPL_13105p00.D	1308453-8 100X	Sample		1.0000
130		9/5/2013 7:07:11 PM	081SMPL_13105p00.D	1308453-9 100X	Sample		1.0000
131		9/5/2013 7:09:33 PM	082SMPL_13105p00.D	1308453-10 100X	Sample		1.0000
132		9/5/2013 7:16:18 PM	083SMPL_13105p00.D	CCV	6-CCV		1.0000
133		9/5/2013 7:18:41 PM	084SMPL_13105p00.D	CCB	6-CCB		1.0000
134		9/5/2013 7:21:04 PM	085SMPL_13105p00.D	1308453-11 100X	Sample		1.0000
135		9/5/2013 7:23:27 PM	086SMPL_13105p00.D	1308453-12 100X	Sample		1.0000
136		9/5/2013 7:25:52 PM	087SMPL_13105p00.D	1308453-12L 500X	Sample		1.0000
137		9/5/2013 7:28:16 PM	088SMPL_13105p00.D	1308453-12A 100X	Sample		1.0000
138		9/5/2013 7:35:01 PM	089SMPL_13105p00.D	1308514-1 100X	Sample		1.0000
139		9/5/2013 7:37:26 PM	090SMPL_13105p00.D	1308542-1 100X	Sample		1.0000
140		9/5/2013 7:39:49 PM	091SMPL_13105p00.D	1308112-1 100X	Sample		1.0000
141		9/5/2013 7:46:35 PM	092SMPL_13105p00.D	IP130904-3MB 10X	6-CCB		1.0000
142		9/5/2013 7:48:58 PM	093SMPL_13105p00.D	IM130904-3LCS 10X	6-LCS		1.0000
143		9/5/2013 7:51:22 PM	094SMPL_13105p00.D	1308472-1 200X	Sample		1.0000
144		9/5/2013 7:58:08 PM	095SMPL_13105p00.D	CCV	6-CCV		1.0000
145		9/5/2013 8:00:36 PM	096SMPL_13105p00.D	CCB	6-CCB		1.0000
146		9/5/2013 8:03:00 PM	097SMPL_13105p00.D	1308472-2 200X	Sample		1.0000
147		9/5/2013 8:09:46 PM	098SMPL_13105p00.D	CCV	6-CCV		1.0000
148		9/5/2013 8:12:14 PM	099SMPL_13105p00.D	CCB	6-CCB		1.0000

Batch Summary Report

Analyte Table

	Sample Name	7 Li [1]		9 Be [1]		11 B [1]		23 Na [2]		26 Mg [2]	
		Conc. [ppb]	CPS	Conc. [ppb]	CPS	Conc. [ppb]	CPS	Conc. [ppb]	CPS	Conc. [ppb]	CPS
1	blank		1359.40		22.00		521.13		17863.64		6.67
2	blank	0.001	1354.06	0.001	24.67	-0.014	561.13	-5.722	17246.07	0.277	23.33
3	blank	0.000	1354.07	0.000	19.33	0.000	607.80	0.000	17803.47	0.000	16.67
4	H/1000	1.028	13596.85	0.044	223.33	1.632	5605.44	103.323	31420.62	8.872	210.01
5	H/100	10.194	128816.96	0.477	2364.85	10.156	33292.56	1031.593	164021.84	107.964	2490.31
6	H/10	103.062	1327764.00	4.844	24532.92	91.282	302977.26	10556.158	1539518.88	1007.893	24044.55
7	HIGH	999.692	12357583.00	50.016	243100.86	1000.870	3184936.68	99944.065	14233428.96	9999.132	227430.73
8	ICV	202.488	2686373.08	9.825	51246.22	190.450	650640.79	20346.702	3105462.25	1978.244	48096.72
9	ICB	0.294	4473.29	0.002	27.33	3.582	10769.06	14.965	18080.46	-0.239	10.00
10	ICSA	0.277	4920.08	0.002	28.00	2.250	7994.21	25425.716	3800081.19	9371.287	222211.36
11	ICSAB	105.101	1346568.00	5.046	25414.91	95.197	314212.38	35275.968	5376382.21	10286.278	252640.61
12	IP130904-1MB ...	0.034	1858.78	-0.001	16.67	1.264	4839.64	-7.397	17366.33	0.545	30.00
13	IM130904-1LCS...	105.355	1488668.50	5.081	28226.62	91.804	334220.80	1057.206	183863.33	972.493	24605.46
14	IM130904-1LCS...	105.062	1481770.25	5.065	28082.41	91.769	333458.48	1015.984	176723.85	1004.610	25029.28
15	1307497-3 100X	8.154	111529.59	9.879	52446.52	19.039	66805.44	406.959	79520.31	856.111	21317.70
16	1307497-3D 10X	80.013	1108571.00	98.055	533504.73	155.266	553624.85	3943.005	602598.10	8173.605	203100.63
17	1307497-3 10X	83.663	1155703.67	103.115	559397.42	164.629	585227.29	3999.877	624111.29	8773.311	218648.88
18	1307497-22 100X	0.703	10713.43	0.070	384.68	5.827	20410.19	0.522	19265.12	18.904	476.70
19	ZZZZZZ	0.163	3343.03	0.012	78.00	1.400	5021.91	-4.541	17422.97	-0.007	16.67
20	CCV	102.132	1397413.33	4.906	26391.68	90.246	318138.44	10477.612	1651753.78	1009.048	25363.42
21	CCB	0.249	4489.29	0.006	50.67	2.437	8464.43	-0.665	17937.03	-0.275	10.00
22	F130903-1MB ...							0.343	17786.78		
23	FM130903-1LC...							2253.856	361337.01		
24	1308461-2 10X							9666.311	1555347.95		
25	1308461-2D 10X							9406.897	1498376.70		
26	1308461-2L 50X							1969.130	332192.49		
27	1308461-2MS 10X							12212.068	1979961.12		
28	1308461-2MSD ...							12192.186	1963216.64		
29	1308461-3 10X							13485.223	2205810.38		
30	1308488-1 10X							22211.275	3649866.82		
31	1308488-2 10X							13120.445	2198854.60		

Batch Summary Report

Analyte Table

	Sample Name	7 Li [1]		9 Be [1]		11 B [1]		23 Na [2]		26 Mg [2]	
		Conc. [ppb]	CPS	Conc. [ppb]	CPS	Conc. [ppb]	CPS	Conc. [ppb]	CPS	Conc. [ppb]	CPS
32	CCV							10803.841	1784955.69		
33	CCB							8.993	20566.81		
34	1308488-3 10X							13186.349	2146443.20		
35	1308488-4 10X							5425.261	903189.78		
36	1308488-4D 10X							5325.298	858642.02		
37	1308488-4L 50X							1041.244	185354.27		
38	1308488-4MS 10X							8100.027	1304270.40		
39	1308488-4MSD ...							8146.053	1303579.77		
40	1308515-1 10X							17419.647	2775514.44		
41	1308515-2 10X							4655.175	771921.81		
42	1308515-3 10X							9898.777	1677786.48		
43	1308545-1 10X							11755.704	1954222.37		
44	CCV							10456.799	1785563.00		
45	CCB							0.189	19839.19		
46	1308545-3 10X							11321.404	1864255.34		
47	1308474-1 10X							1954.724	342281.38		
48	CCV							10808.919	1807242.68		
49	CCB							5.666	20670.42		
50	IP130904-4MB ...										
51	IP130904-4LCS...										
52	1308506-1 10X										
53	1308506-2 10X										
54	1308506-3 10X										
55	1308506-4 10X										
56	1308506-5 10X										
57	1308506-6 10X										
58	1308506-7 10X										
59	1308506-8 10X										
60	CCV										
61	CCB										
62	1308506-9 10X										

Batch Summary Report

Analyte Table

	Sample Name	27 Al [2]		39 K [2]		44 Ca [2]		49 Ti [2]		51 V [2]	
		Conc. [ppb]	CPS	Conc. [ppb]	CPS	Conc. [ppb]	CPS	Conc. [ppb]	CPS	Conc. [ppb]	CPS
1	blank		36.67		5174.38		50.03		0.00		57.00
2	blank	-0.189	26.67	9.637	5284.41	-4.977	7.96	0.170	6.67	0.001	43.67
3	blank	0.000	40.00	0.000	4997.65	0.000	24.33	0.000	0.00	0.000	42.67
4	H/1000	6.187	470.04	59.158	6528.24	59.794	212.62	1.883	70.00	0.101	185.33
5	H/100	52.988	3903.99	540.342	21805.32	547.426	1839.89	18.862	733.38	0.967	1488.40
6	H/10	475.082	36106.55	4946.886	165421.03	4937.606	17080.50	187.266	7582.06	9.495	14816.63
7	HIGH	5002.461	362102.08	50004.899	1550461.59	50005.755	164608.08	2001.285	77314.79	100.051	148521.24
8	ICV	999.219	77351.83	10158.581	340840.84	9671.442	34051.39	403.580	16662.38	19.440	30877.94
9	ICB	0.108	43.33	35.448	5457.82	-5.190	6.21	0.288	10.00	0.004	44.00
10	ICSA	9233.905	696935.67	10128.132	331521.32	30337.355	104145.72	179.718	7238.56	0.060	137.67
11	ICSAB	9625.814	752483.35	15048.187	507596.34	34763.578	123599.88	363.240	15147.63	9.800	15749.81
12	IP130904-1MB ...	1.590	160.01	-5.831	4920.95	-0.449	24.00	0.085	3.33	-0.020	13.33
13	IM130904-1LCS...	452.376	36447.57	486.864	22232.27	1039.947	3831.92	173.360	7441.99	9.500	15718.45
14	IM130904-1LCS...	450.314	35715.74	498.813	22299.26	1008.882	3662.04	170.407	7208.56	9.480	15444.52
15	1307497-3 100X	910.419	72122.32	245.043	13699.47	503.386	1835.83	4.285	180.01	25.651	41675.30
16	1307497-3D 10X	8820.347	697603.63	2401.988	86502.07	4828.806	17393.05	47.297	1997.56	248.577	403053.65
17	1307497-3 10X	9387.741	744559.60	2548.272	91702.86	4995.715	18040.54	44.506	1880.22	259.046	421213.80
18	1307497-22 100X	210.634	16355.31	67.005	7508.70	104.324	392.63	0.565	23.33	1.775	2864.59
19	ZZZZZZ	-0.236	23.33	5.682	5244.39	-5.993	4.74	0.000	0.00	0.001	45.33
20	CCV	491.956	39373.90	5065.894	178371.66	4900.982	17842.84	189.760	8092.40	9.749	16024.74
21	CCB	0.283	60.00	16.586	5444.49	-6.364	3.09	0.000	0.00	0.003	46.00
22	F130903-1MB ...	0.921	106.67			0.568	26.38				
23	FM130903-1LC...	963.330	77630.18			2133.544	7843.34				
24	1308461-2 10X	4.004	366.69			8265.993	30239.94				
25	1308461-2D 10X	2.651	253.35			8005.801	28838.53				
26	1308461-2L 50X	1.004	126.67			1817.048	6750.19				
27	1308461-2MS 10X	970.899	77526.07			10527.715	38227.11				
28	1308461-2MSD ...	997.436	79124.05			10827.030	39060.37				
29	1308461-3 10X	2.720	263.35			719.800	2662.87				
30	1308488-1 10X	2.134	216.68			7501.716	27510.01				
31	1308488-2 10X	1.532	166.68			11864.723	43328.99				

Batch Summary Report

Analyte Table

	Sample Name	27 Al [2]		39 K [2]		44 Ca [2]		49 Ti [2]		51 V [2]	
		Conc. [ppb]	CPS	Conc. [ppb]	CPS	Conc. [ppb]	CPS	Conc. [ppb]	CPS	Conc. [ppb]	CPS
32	CCV	497.451	41616.05			5009.043	19080.37				
33	CCB	0.073	46.67			-5.701	5.49				
34	1308488-3 10X	1.770	186.68			425.634	1581.94				
35	1308488-4 10X	1.223	140.01			7291.904	26212.46				
36	1308488-4D 10X	1.437	156.68			6940.928	24896.24				
37	1308488-4L 50X	1.199	136.67			1351.921	4827.14				
38	1308488-4MS 10X	983.216	78721.24			9419.450	34290.07				
39	1308488-4MSD ...	993.460	79130.42			9568.506	34663.44				
40	1308515-1 10X	0.795	103.34			15407.518	53749.58				
41	1308515-2 10X	1.130	133.34			9125.545	32952.57				
42	1308515-3 10X	0.404	76.67			7392.387	27170.71				
43	1308545-1 10X	1.590	173.34			1088.596	4012.74				
44	CCV	515.714	43143.02			5151.165	19605.39				
45	CCB	0.063	46.67			-6.589	2.68				
46	1308545-3 10X	1.749	183.34			232.048	866.47				
47	1308474-1 10X	0.992	123.34			2126.304	7756.44				
48	CCV	516.986	42789.18			5364.223	20194.87				
49	CCB	0.018	43.34			-0.190	24.81				
50	IP130904-4MB ...					0.288	27.25				
51	IP130904-4LCS...					1130.442	4262.38				
52	1308506-1 10X					26959.849	96478.15				
53	1308506-2 10X					1267783.649	4513520.29				
54	1308506-3 10X					30056.245	117316.02				
55	1308506-4 10X					31509.713	121804.69				
56	1308506-5 10X					16602.174	63188.95				
57	1308506-6 10X					27286.527	107234.08				
58	1308506-7 10X					932794.615	3502192.16				
59	1308506-8 10X					27732.457	110226.18				
60	CCV					5109.734	20826.57				
61	CCB					12.703	74.33				
62	1308506-9 10X					31256.444	120179.42				

Batch Summary Report

Analyte Table

	Sample Name	27 Al [2]		39 K [2]		44 Ca [2]		49 Ti [2]		51 V [2]	
		Conc. [ppb]	CPS	Conc. [ppb]	CPS	Conc. [ppb]	CPS	Conc. [ppb]	CPS	Conc. [ppb]	CPS
63	1308506-10 10X					25361.354	98213.81				
64	1308506-11 10X					747336.793	2772862.63				
65	1308506-12 10X					28158.441	108108.51				
66	1308506-13 10X					1231977.505	4680867.73				
67	1308519-1 10X					315961.890	1282422.90				
68	1308519-1D 10X					312904.067	1274059.00				
69	1308519-1L 50X					58700.505	250382.20				
70	1308519-1MS 10X					302813.130	1187411.56				
71	1308519-1MSD ...					302611.447	1173469.84				
72	CCV					5087.411	20886.79				
73	CCB					23.689	118.50				
74	1308519-2 10X					19402.023	76300.82				
75	1308519-3 10X					19880.782	77499.57				
76	1308519-4 10X					20560.260	82107.87				
77	1308519-5 10X					19503.092	77448.80				
78	1308519-6 10X					250305.357	988668.37				
79	1308519-7 10X					39830.756	157208.92				
80	1308519-8 10X					41877.580	163931.36				
81	IP130904-6MB ...					6.222	53.50				
82	IM130904-6LCS...					1119.027	4608.85				
83	1308412-1 10X					57025.970	220800.06				
84	CCV					5251.011	21225.25				
85	CCB					4.375	43.66				
86	1308412-2 10X					53504.690	209931.93				
87	1308412-3 10X					39173.700	151529.90				
88	1308412-4 10X					24827.183	95436.53				
89	1308412-5 10X					48813.207	185142.53				
90	1308412-6 10X					61098.997	228166.00				
91	1308412-7 10X					62382.251	233835.44				
92	1308412-11 10X					62535.304	236762.86				
93	1308412-11D 10X					60945.634	234261.61				

Batch Summary Report

Analyte Table

	Sample Name	27 Al [2]		39 K [2]		44 Ca [2]		49 Ti [2]		51 V [2]	
		Conc. [ppb]	CPS	Conc. [ppb]	CPS	Conc. [ppb]	CPS	Conc. [ppb]	CPS	Conc. [ppb]	CPS
94	1308412-11L 50X					11488.235	46088.03				
95	1308412-11MS ...					62575.925	238272.25				
96	CCV					5080.495	19960.76				
97	CCB					5.014	44.82				
98	1308412-11MSD...					66261.621	250740.07				
99	1308441-1 10X					43446.623	156396.90				
100	1308441-1D 10X					43671.737	158323.84				
101	1308441-1L 50X					7973.735	31403.10				
102	1308441-1MS 10X					45813.467	167714.75				
103	1308441-1MSD ...					45590.596	165973.84				
104	1308441-2 10X					46687.972	174723.33				
105	1308441-3 10X					43403.799	161489.99				
106	1308441-5 10X					62895.830	244989.33				
107	1308441-5D 10X					66219.755	250018.30				
108	CCV					5226.627	21351.11				
109	CCB					-3.670	13.58				
110	1308441-5L 50X					11886.881	47353.69				
111	1308441-5MS 10X					66895.539	251878.19				
112	1308441-5MSD ...					68235.321	256660.27				
113	1308441-7 10X					51630.280	194095.06				
114	1308510-6 10X					2913.433	11995.28				
115	1308510-6D 10X					2917.926	11995.78				
116	1308510-6L 50X					503.834	2063.98				
117	1308510-6MS 10X					4106.006	16458.67				
118	1308510-6MSD ...					3838.757	15599.25				
119	1308510-7 10X					2778.808	11151.84				
120	CCV					5397.996	21209.67				
121	CCB					0.189	26.66				
122	1308453-1 100X					1033.201	4066.16				
123	1308453-2 100X					1211.600	4726.82				
124	1308453-3 100X					1275.943	5009.45				

Batch Summary Report

Analyte Table

	Sample Name	27 Al [2]		39 K [2]		44 Ca [2]		49 Ti [2]		51 V [2]	
		Conc. [ppb]	CPS	Conc. [ppb]	CPS	Conc. [ppb]	CPS	Conc. [ppb]	CPS	Conc. [ppb]	CPS
125	1308453-4 100X					1351.912	5344.33				
126	1308453-5 100X					1017.083	3995.21				
127	1308453-6 100X					1030.183	4003.85				
128	1308453-7 100X					1513.840	5845.07				
129	1308453-8 100X					984.277	3875.15				
130	1308453-9 100X					1136.711	4367.62				
131	1308453-10 100X					945.871	3671.07				
132	CCV					5310.990	20016.99				
133	CCB					2.529	34.22				
134	1308453-11 100X					1552.650	5793.81				
135	1308453-12 100X					1211.887	4582.74				
136	1308453-12L 5...					223.439	844.76				
137	1308453-12A 1...					3322.308	12606.22				
138	1308514-1 100X					4731.418	17759.12				
139	1308542-1 100X					5926.336	22191.23				
140	1308112-1 100X					643.955	2383.64				
141	IP130904-3MB ...					5.330	45.31				
142	IM130904-3LGS...					1001.504	3795.79				
143	1308472-1 200X					343.743	1307.18				
144	CCV					5241.632	19846.11				
145	CCB					-0.430	24.04				
146	1308472-2 200X					412.724	1559.01				
147	CCV					5281.978	19651.49				
148	CCB					-4.717	9.05				

Batch Summary Report

Analyte Table

	Sample Name	52 Cr [2]		55 Mn [2]		56 Fe [2]		59 Co [2]		60 Ni [2]	
		Conc. [ppb]	CPS	Conc. [ppb]	CPS	Conc. [ppb]	CPS	Conc. [ppb]	CPS	Conc. [ppb]	CPS
1	blank		2007.93		35.56		2877.07		25.55		151.11
2	blank	0.067	1934.58	0.001	54.44	0.084	3093.76	-0.003	14.44	-0.033	116.67
3	blank	0.000	1806.79	0.000	53.33	0.000	2940.42	0.000	24.45	0.000	148.89
4	H/1000	0.569	2782.50	0.174	253.34	5.804	13309.36	0.109	410.01	0.589	686.69
5	H/100	5.065	11657.60	2.098	2603.59	54.821	106715.70	1.040	3882.75	5.378	5348.72
6	H/10	48.250	99557.23	19.656	24925.68	512.540	1012800.64	10.001	38622.14	49.810	50273.48
7	HIGH	500.174	968032.25	200.033	241468.47	4998.697	9399262.15	99.999	368204.82	500.015	480165.43
8	ICV	98.029	204296.02	39.794	51381.98	1025.037	2062154.03	19.965	78581.03	100.382	103147.22
9	IOB	0.200	1962.37	0.001	48.89	0.042	2697.02	0.004	34.44	0.056	181.12
10	ICSA	0.218	2303.53	1.693	2184.62	23789.185	46614992.64	0.009	60.00	0.192	345.57
11	ICSAB	49.089	104334.23	21.732	28377.93	24123.928	48963370.94	10.106	40198.05	49.868	51861.59
12	IP130904-1MB ...	-0.112	1625.66	-0.011	41.11	0.558	4087.36	-0.004	11.11	0.108	258.90
13	IM130904-1LCS...	48.377	105871.13	19.489	26204.25	518.098	1085700.66	9.946	40733.74	50.335	53883.55
14	IM130904-1LCS...	48.434	104369.88	19.489	25805.88	508.251	1048762.07	10.055	40543.34	50.222	52934.92
15	1307497-3 100X	32.049	69661.41	60.637	80095.16	450.307	928728.79	6.810	27443.06	40.103	42270.06
16	1307497-3D 10X	311.414	659145.15	581.644	766947.97	4156.752	8538443.41	64.654	260056.68	378.752	397408.37
17	1307497-3 10X	323.426	686432.25	726.013	959983.54	4363.755	8987795.91	67.644	272872.65	392.466	412970.79
18	1307497-22 100X	0.970	3919.42	1.397	1859.02	254.607	515080.05	0.097	410.01	0.684	858.92
19	ZZZZZZ	-0.001	1829.02	0.047	112.23	0.051	3077.09	0.006	47.78	0.053	203.34
20	CCV	49.254	107053.27	19.809	26460.24	524.200	1091273.32	9.981	40606.76	50.187	53375.37
21	COB	-0.088	1610.11	0.018	74.45	0.267	3397.15	0.006	45.56	0.031	175.56
22	F130903-1MB ...			0.059	124.45			0.006	47.78		
23	FM130903-1LC...			40.960	55065.02			20.406	83617.47		
24	1308461-2 10X			0.076	161.11			0.011	70.00		
25	1308461-2D 10X			0.058	134.45			0.004	44.44		
26	1308461-2L 50X			0.081	170.00			0.008	61.11		
27	1308461-2MS 10X			42.523	56632.34			20.991	85212.54		
28	1308461-2MSD ...			43.109	57039.38			21.292	85880.16		
29	1308461-3 10X			1.817	2498.01			0.012	75.56		
30	1308488-1 10X			10.825	14598.84			0.011	72.22		
31	1308488-2 10X			4.606	6225.73			0.010	66.67		

Batch Summary Report

Analyte Table

	Sample Name	52 Cr [2]		55 Mn [2]		56 Fe [2]		59 Co [2]		60 Ni [2]	
		Conc. [ppb]	CPS	Conc. [ppb]	CPS	Conc. [ppb]	CPS	Conc. [ppb]	CPS	Conc. [ppb]	CPS
32	CCV			20.419	28510.36			10.004	42540.64		
33	CCB			0.024	84.45			0.010	62.22		
34	1308488-3 10X			0.549	794.48			0.008	58.89		
35	1308488-4 10X			38.667	50967.44			0.008	58.89		
36	1308488-4D 10X			36.812	48414.26			0.010	66.67		
37	1308488-4L 50X			7.283	9540.65			0.006	50.00		
38	1308488-4MS 10X			80.148	106968.76			20.681	84181.62		
39	1308488-4MSD ...			82.603	109686.31			21.088	85403.18		
40	1308515-1 10X			10.098	12963.03			0.023	115.56		
41	1308515-2 10X			0.110	203.34			0.010	66.66		
42	1308515-3 10X			0.289	447.79			0.006	50.00		
43	1308545-1 10X			8.342	11250.63			0.003	37.78		
44	CCV			20.655	28837.62			10.076	42844.69		
45	CCB			0.029	93.34			0.007	53.33		
46	1308545-3 10X			3.505	4714.08			0.010	66.67		
47	1308474-1 10X			0.725	1024.49			0.034	163.34		
48	CCV			20.933	28915.53			10.166	42784.68		
49	CCB			0.035	100.00			0.009	61.11		
50	IP130904-4MB ...										
51	IP130904-4LCS...										
52	1308506-1 10X										
53	1308506-2 10X										
54	1308506-3 10X										
55	1308506-4 10X										
56	1308506-5 10X										
57	1308506-6 10X										
58	1308506-7 10X										
59	1308506-8 10X										
60	CCV										
61	CCB										
62	1308506-9 10X										

Batch Summary Report

Analyte Table

	Sample Name	63 Cu [2]		66 Zn [2]		75 As [2]		78 Se [2]		88 Sr [2]	
		Conc. [ppb]	CPS	Conc. [ppb]	CPS	Conc. [ppb]	CPS	Conc. [ppb]	CPS	Conc. [ppb]	CPS
1	blank		2643.59		973.41		1.00		0.27		443.36
2	blank	0.000	2708.04	0.131	896.74	-0.003	2.00	0.092	2.67	-0.010	386.69
3	blank	0.000	2712.49	0.000	823.40	0.000	2.67	0.000	0.67	0.000	400.02
4	H/1000	1.014	5081.99	0.601	1106.76	0.094	22.67	0.189	4.53	0.082	476.71
5	H/100	10.457	29601.34	20.884	12481.95	0.951	216.00	1.154	26.00	1.029	1643.50
6	H/10	101.176	273592.54	200.530	117384.09	9.513	2221.83	10.147	227.07	9.658	12565.54
7	HIGH	999.878	2555743.79	1999.940	1109397.35	100.049	22276.21	99.984	2203.09	100.034	120500.88
8	ICV	204.108	559868.99	405.686	241206.63	19.668	4682.36	19.328	454.81	19.510	25457.75
9	ICB	0.292	3098.11	0.413	940.08	-0.004	1.67	0.072	2.00	-0.038	316.69
10	ICSA	0.257	3485.98	0.036	870.07	0.002	3.33	0.022	1.20	2.798	3910.68
11	ICSAB	100.795	280838.83	199.417	120248.85	9.992	2405.19	9.638	227.47	10.793	14420.45
12	IP130904-1MB ...	-0.215	2203.52	-1.204	153.34	-0.006	1.33	0.005	0.80	-0.114	266.68
13	IM130904-1LCS...	99.274	284786.84	196.505	121997.77	9.731	2411.19	10.291	247.87	10.176	14019.92
14	IM130904-1LCS...	99.952	282301.49	196.544	120147.34	9.815	2394.52	10.534	252.67	9.547	12975.77
15	1307497-3 100X	12.961	39136.67	50.950	31785.37	21.308	5191.51	28.627	659.35	10.315	13973.36
16	1307497-3D 10X	123.382	347129.29	506.034	307356.34	204.964	49856.09	276.989	6352.18	95.906	126221.69
17	1307497-3 10X	127.538	359742.85	513.373	312712.65	213.274	52022.44	278.207	6516.64	100.272	132304.75
18	1307497-22 100X	1.522	7032.71	-0.773	413.36	0.040	12.33	0.156	4.27	2.117	3143.78
19	ZZZZZZ	0.005	2759.17	0.108	893.40	0.009	4.67	0.006	0.80	0.101	530.03
20	CCV	102.361	291632.60	200.132	123424.97	10.003	2462.86	10.196	246.67	9.992	13679.79
21	CCB	0.006	2688.04	-0.032	793.39	-0.006	1.33	0.000	0.67	0.176	603.38
22	F130903-1MB ...	0.062	2843.62	-1.170	166.68	-0.001	2.33	0.001	0.67	0.297	753.39
23	FM130903-1LC...	206.047	588418.87	403.063	249527.30	20.185	5004.12	21.662	509.74	21.608	29297.68
24	1308461-2 10X	0.043	3104.79	-0.924	336.69	0.051	15.67	0.892	22.67	130.118	173906.34
25	1308461-2D 10X	0.027	3012.55	-0.894	350.02	0.061	17.67	0.826	20.93	129.099	169834.54
26	1308461-2L 50X	0.001	3023.66	-0.941	330.02	0.032	11.00	0.226	6.27	27.846	38009.31
27	1308461-2MS 10X	207.491	587021.94	415.027	254499.15	21.130	5188.85	21.469	534.54	158.063	209608.62
28	1308461-2MSD ...	209.020	587525.03	414.647	252639.56	21.812	5321.22	22.486	556.14	162.122	213586.58
29	1308461-3 10X	0.987	5787.77	-0.887	360.02	0.068	19.67	-0.004	0.67	16.902	23003.92
30	1308488-1 10X	0.324	3910.52	5.116	4064.04	0.105	29.00	0.274	7.73	215.971	289008.14
31	1308488-2 10X	0.086	3225.93	-0.994	293.35	0.028	10.00	0.057	2.27	259.158	345398.67

Batch Summary Report

Analyte Table

	Sample Name	63 Cu [2]		66 Zn [2]		75 As [2]		78 Se [2]		88 Sr [2]	
		Conc. [ppb]	CPS	Conc. [ppb]	CPS	Conc. [ppb]	CPS	Conc. [ppb]	CPS	Conc. [ppb]	CPS
32	CCV	101.669	302800.98	204.153	131577.96	10.072	2592.22	9.734	247.33	10.306	14737.42
33	CCB	0.041	2884.75	0.117	910.08	0.000	2.67	-0.002	0.67	0.071	496.70
34	1308488-3 10X	0.201	3551.55	-0.640	510.03	0.006	4.33	0.017	1.20	12.292	16812.86
35	1308488-4 10X	1.160	6162.36	-0.694	470.03	-0.004	2.00	0.085	2.93	132.909	174488.59
36	1308488-4D 10X	1.135	6077.90	-0.753	433.36	0.011	5.67	0.035	1.60	125.726	164715.28
37	1308488-4L 50X	0.186	3410.41	-1.176	176.68	-0.002	2.33	0.018	1.20	24.745	32477.24
38	1308488-4MS 10X	206.593	586055.77	415.398	255408.60	21.606	5318.88	22.615	555.74	151.515	201475.49
39	1308488-4MSD ...	209.610	591549.94	422.634	258539.78	21.515	5270.20	21.662	529.48	153.900	203601.96
40	1308515-1 10X	1.083	5773.33	0.851	1363.46	0.022	8.00	-0.010	0.53	259.526	330420.23
41	1308515-2 10X	0.522	4406.21	2.648	2503.64	0.011	5.67	0.404	10.93	129.207	170499.91
42	1308515-3 10X	0.343	3973.88	4.410	3637.24	-0.001	2.67	1.328	35.20	195.406	262075.72
43	1308545-1 10X	0.031	3073.66	0.348	1120.10	0.095	26.33	-0.010	0.53	21.355	28953.74
44	CCV	101.546	302432.39	203.315	131070.20	10.110	2601.22	10.041	263.33	10.171	14550.54
45	CCB	0.042	2953.64	0.194	976.75	-0.008	1.00	-0.009	0.53	0.043	473.36
46	1308545-3 10X	0.019	3010.32	-1.007	283.35	0.038	12.33	0.000	0.80	5.172	7271.96
47	1308474-1 10X	0.250	3669.35	-0.551	563.38	0.141	37.67	0.215	6.27	143.921	191190.82
48	CCV	101.935	300381.64	205.269	130892.48	10.029	2553.54	10.116	259.73	10.114	14307.06
49	CCB	0.079	3032.55	0.026	870.06	0.007	4.33	0.036	1.60	0.089	526.71
50	IP130904-4MB ...					-0.005	1.67	0.002	0.80	0.107	566.71
51	IP130904-4LCS...					10.906	2764.25	10.354	265.87	11.555	16228.89
52	1308506-1 10X					0.232	59.00	1.766	45.60	378.135	493775.46
53	1308506-2 10X					0.104	28.00	1.635	41.73	741.282	962771.13
54	1308506-3 10X					0.047	15.67	0.533	15.60	404.538	576330.96
55	1308506-4 10X					0.160	45.00	0.003	0.93	497.639	701859.86
56	1308506-5 10X					1.395	362.01	32.861	870.83	285.144	396008.43
57	1308506-6 10X					0.032	11.67	0.085	3.20	422.111	605277.05
58	1308506-7 10X					0.559	145.00	1.454	38.93	977.595	1339063.73
59	1308506-8 10X					0.032	11.67	0.763	22.53	372.249	539904.22
60	CCV					10.115	2787.92	10.162	284.40	10.286	15758.55
61	CCB					-0.008	1.00	0.041	1.87	-0.035	400.02
62	1308506-9 10X					0.328	88.33	0.086	3.20	517.215	725547.64

Batch Summary Report

Analyte Table

	Sample Name	63 Cu [2]		66 Zn [2]		75 As [2]		78 Se [2]		88 Sr [2]	
		Conc. [ppb]	CPS	Conc. [ppb]	CPS	Conc. [ppb]	CPS	Conc. [ppb]	CPS	Conc. [ppb]	CPS
63	1308506-10 10X					0.109	31.67	0.980	28.27	351.609	496854.54
64	1308506-11 10X					0.789	201.00	1.659	45.47	970.559	1313672.79
65	1308506-12 10X					0.242	66.00	1.686	47.73	376.509	527431.85
66	1308506-13 10X					0.104	29.67	1.423	39.73	721.394	100060.82
67	1308519-1 10X					0.057	19.00	1.604	47.87	181.202	268706.91
68	1308519-1D 10X					0.092	28.67	1.377	41.07	182.455	271445.30
69	1308519-1L 50X					0.008	5.67	0.361	11.87	33.347	52380.30
70	1308519-1MS 10X					10.649	2826.92	11.381	319.73	178.088	255160.41
71	1308519-1MSD ...					10.582	2778.25	11.391	315.20	180.775	256105.87
72	CCV					10.204	2832.92	10.007	281.73	10.109	15608.18
73	CCB					-0.006	1.67	0.010	1.07	-0.068	363.35
74	1308519-2 10X					0.055	17.67	31.799	878.29	372.095	533928.12
75	1308519-3 10X					0.051	16.67	22.235	611.08	386.235	549336.68
76	1308519-4 10X					0.579	159.67	25.391	737.35	410.662	598241.02
77	1308519-5 10X					0.849	231.33	32.731	919.76	374.613	542782.31
78	1308519-6 10X					0.481	131.67	3.090	88.27	382.494	551405.03
79	1308519-7 10X					2.611	700.02	27.041	757.22	690.383	993928.66
80	1308519-8 10X					2.539	675.35	30.402	856.29	815.631	1164632.33
81	IP130904-6MB ...					-0.003	2.33	0.014	1.20	0.179	733.39
82	IM130904-6LCS...					10.409	2879.93	10.624	298.27	10.571	16242.26
83	1308412-1 10X					0.069	21.00	0.061	2.53	495.219	699565.22
84	CCV					10.542	2880.60	10.156	288.00	10.840	16439.10
85	CCB					-0.005	1.67	-0.005	0.67	-0.015	430.03
86	1308412-2 10X					0.025	9.67	0.032	1.73	353.952	506798.14
87	1308412-3 10X					0.439	118.00	0.023	1.47	346.421	489029.91
88	1308412-4 10X					0.140	39.67	0.057	2.40	62.417	87939.15
89	1308412-5 10X					0.218	59.00	0.068	2.67	202.370	280358.24
90	1308412-6 10X					0.510	132.00	0.098	3.47	637.042	867881.26
91	1308412-7 10X					0.515	133.67	-0.001	0.80	646.526	884194.62
92	1308412-11 10X					0.030	10.67	0.647	18.67	438.666	606120.32
93	1308412-11D 10X					0.025	9.67	0.668	19.33	438.132	614598.27

Batch Summary Report

Analyte Table

	Sample Name	63 Cu [2]		66 Zn [2]		75 As [2]		78 Se [2]		88 Sr [2]	
		Conc. [ppb]	CPS	Conc. [ppb]	CPS	Conc. [ppb]	CPS	Conc. [ppb]	CPS	Conc. [ppb]	CPS
94	1308412-11L 50X					0.015	7.33	0.130	4.53	81.814	120104.70
95	1308412-11MS ...					10.866	2801.25	11.036	299.47	450.219	625575.34
96	CCV					10.008	2658.56	9.725	274.80	10.000	14784.18
97	CCB					-0.004	2.00	0.021	1.33	-0.157	230.02
98	1308412-11MSD...					11.227	2875.93	11.346	308.13	468.237	646593.21
99	1308441-1 10X					0.864	213.00	7.234	191.20	52.105	68852.02
100	1308441-1D 10X					0.922	229.00	6.893	187.20	50.683	67432.52
101	1308441-1L 50X					0.151	43.33	1.364	38.53	9.433	14010.03
102	1308441-1MS 10X					12.086	2994.96	17.872	476.28	64.949	87137.18
103	1308441-1MSD ...					11.998	2956.95	17.573	464.28	65.269	87076.63
104	1308441-2 10X					0.270	71.33	0.039	1.87	114.958	157314.65
105	1308441-3 10X					0.190	50.67	1.090	29.20	38.783	53065.57
106	1308441-5 10X					0.493	133.00	0.037	1.87	490.736	697522.67
107	1308441-5D 10X					0.525	137.33	0.012	1.20	517.509	712836.06
108	CCV					9.857	2722.90	10.567	302.27	10.744	16475.92
109	CCB					-0.005	1.67	-0.005	0.67	-0.013	433.36
110	1308441-5L 50X					0.118	35.00	0.044	2.13	95.135	138598.16
111	1308441-5MS 10X					11.122	2835.26	10.220	281.87	520.996	715793.51
112	1308441-5MSD ...					11.225	2858.60	10.027	270.80	542.088	743903.66
113	1308441-7 10X					0.341	89.67	0.123	4.13	952.096	1305442.33
114	1308510-6 10X					0.014	7.33	0.079	3.07	1.540	2800.37
115	1308510-6D 10X					0.005	4.67	0.024	1.60	1.426	2627.00
116	1308510-6L 50X					0.009	5.67	0.002	0.93	0.261	870.06
117	1308510-6MS 10X					10.354	2805.58	10.161	289.20	12.374	18544.78
118	1308510-6MSD ...					9.401	2582.22	9.803	273.47	11.564	17590.46
119	1308510-7 10X					0.026	10.33	0.025	1.60	1.267	2330.29
120	CCV					9.986	2652.56	10.422	287.33	10.814	15945.35
121	CCB					-0.008	1.00	-0.021	0.27	-0.108	296.68
122	1308453-1 100X					0.151	43.00	0.017	1.33	0.643	1386.79
123	1308453-2 100X					0.369	100.00	-0.012	0.53	1.056	1960.22
124	1308453-3 100X					0.127	36.67	-0.010	0.53	1.176	2143.59

Batch Summary Report

Analyte Table

	Sample Name	63 Cu [2]		66 Zn [2]		75 As [2]		78 Se [2]		88 Sr [2]	
		Conc. [ppb]	CPS	Conc. [ppb]	CPS	Conc. [ppb]	CPS	Conc. [ppb]	CPS	Conc. [ppb]	CPS
125	1308453-4 100X					0.111	32.67	0.028	1.60	1.015	1930.21
126	1308453-5 100X					0.044	14.67	-0.026	0.13	0.778	1576.82
127	1308453-6 100X					0.010	5.67	-0.010	0.53	0.517	1193.43
128	1308453-7 100X					0.056	17.67	0.058	2.40	1.240	2203.59
129	1308453-8 100X					-0.002	2.67	-0.011	0.53	0.464	1133.43
130	1308453-9 100X					0.063	19.33	0.004	0.93	0.731	1476.81
131	1308453-10 100X					0.021	8.67	0.013	1.20	0.498	1163.43
132	CCV					9.988	2546.21	9.670	259.73	10.566	14951.06
133	CCB					-0.011	0.33	-0.003	0.67	-0.129	256.68
134	1308453-11 100X					0.527	135.33	0.004	0.93	2.213	3443.86
135	1308453-12 100X					0.230	61.67	-0.011	0.53	1.555	2583.66
136	1308453-12L 5...					0.042	13.33	0.100	3.33	0.179	680.05
137	1308453-12A 1...					10.471	2684.23	9.274	252.67	12.099	17159.88
138	1308514-1 100X					0.052	16.33	-0.001	0.80	729.311	997386.97
139	1308542-1 100X					0.065	19.33	0.004	0.93	777.666	1060943.71
140	1308112-1 100X					0.095	26.67	0.003	0.93	58.225	78241.76
141	IP130904-3MB ...					-0.004	2.00	0.012	1.07	-0.058	356.69
142	IM130904-3LCS...					9.779	2491.20	9.595	253.33	10.193	14440.46
143	1308472-1 200X					5.650	1425.07	2.582	68.40	17.341	23985.50
144	CCV					9.935	2542.55	10.585	283.73	10.651	15134.46
145	CCB					0.003	3.67	-0.031	0.00	-0.240	116.67
146	1308472-2 200X					3.740	943.03	1.916	51.33	12.512	17386.89
147	CCV					10.206	2566.55	9.821	263.47	10.651	14880.90
148	CCB					-0.008	1.00	-0.003	0.67	-0.182	190.01

Batch Summary Report

Analyte Table

	Sample Name	89 Y [2]		98 Mo [2]		109 Ag [2]		111 Cd [2]		118 Sn [1]	
		Conc. [ppb]	CPS	Conc. [ppb]	CPS	Conc. [ppb]	CPS	Conc. [ppb]	CPS	Conc. [ppb]	CPS
1	blank		0.00		8.89		10.00		0.00		483.37
2	blank	0.000	0.00	-0.002	6.67	0.001	12.22	0.001	1.33	-0.002	343.36
3	blank	0.000	0.00	0.000	11.11	0.000	6.66	0.000	0.66	0.000	346.69
4	H/1000	0.041	113.34	0.092	211.12	0.011	53.34	0.040	30.60	0.652	4217.44
5	H/100	0.307	883.40	0.993	2280.19	0.106	466.68	0.588	460.63	5.217	32795.56
6	H/10	2.929	8586.06	9.455	22486.03	1.028	4565.17	3.186	2545.24	50.309	322665.61
7	HIGH	30.007	86761.97	100.055	226998.66	9.997	43755.88	29.979	23630.53	499.967	3140070.06
8	ICV	5.927	18287.76	19.334	46883.19	1.966	9181.68	5.951	5002.92	100.497	669244.70
9	ICB	0.000	0.00	0.000	8.89	0.004	20.00	0.002	2.00	0.197	1396.80
10	ICSA	0.002	6.67	182.175	430812.08	0.012	60.00	-0.045	-36.65	0.143	1300.13
11	ICSAB	3.006	9286.51	189.331	463760.69	0.995	4658.53	3.096	2606.03	51.131	337040.24
12	IP130904-1MB ...	0.000	0.00	0.011	37.78	0.002	15.56	0.000	0.65	-0.008	316.69
13	IM130904-1LCS...	3.081	9730.02	9.462	23871.37	1.034	4938.63	3.244	2786.85	51.851	359595.16
14	IM130904-1LCS...	2.864	8996.29	9.639	23945.87	0.982	4672.99	3.182	2724.82	51.331	355323.42
15	1307497-3 100X	0.329	993.41	16.359	40594.92	4.963	22690.87	26.667	21951.99	19.644	130865.93
16	1307497-3D 10X	3.111	9359.89	161.932	401314.11	48.224	219681.70	258.514	212056.44	193.309	1306801.13
17	1307497-3 10X	3.077	9463.22	167.099	415278.17	48.934	227682.39	261.142	218818.80	202.313	1379701.70
18	1307497-22 100X	0.439	1333.47	0.099	252.23	0.011	56.67	0.020	17.25	0.380	2817.06
19	ZZZZZZ	0.000	0.00	0.014	43.33	0.007	37.78	0.000	0.65	0.127	1106.76
20	CCV	2.892	9166.35	9.613	24092.78	1.024	4915.28	3.078	2657.42	50.659	343165.78
21	CCB	0.000	0.00	-0.001	8.89	0.003	17.78	0.003	2.66	0.137	1186.77
22	F130903-1MB ...	0.000	0.00	0.001	13.33	0.002	13.33	0.008	6.66		
23	FM130903-1LC...	6.083	18765.12	19.910	50249.89	2.207	10309.03	6.363	5349.33		
24	1308461-2 10X	0.004	13.33	0.104	273.34	0.001	14.44	0.001	1.25		
25	1308461-2D 10X	0.018	56.67	0.121	311.12	0.000	10.00	0.001	1.91		
26	1308461-2L 50X	0.001	3.33	0.022	67.78	0.001	14.44	0.002	2.65		
27	1308461-2MS 10X	6.029	19672.79	20.543	51373.43	1.993	9848.76	6.215	5526.37		
28	1308461-2MSD ...	6.094	19756.36	20.710	51460.31	2.012	9874.31	6.162	5442.31		
29	1308461-3 10X	0.004	13.33	1.981	5009.75	0.002	17.78	-0.001	-0.22		
30	1308488-1 10X	0.032	106.67	0.287	735.58	0.002	15.55	0.002	2.44		
31	1308488-2 10X	0.006	20.00	0.042	117.78	0.001	13.33	0.000	0.63		

Batch Summary Report

Analyte Table

	Sample Name	89 Y [2]		98 Mo [2]		109 Ag [2]		111 Cd [2]		118 Sn [1]	
		Conc. [ppb]	CPS	Conc. [ppb]	CPS	Conc. [ppb]	CPS	Conc. [ppb]	CPS	Conc. [ppb]	CPS
32	CCV	2.967	9850.21	9.523	24947.45	0.958	4819.69	3.058	2769.17		
33	CCB	0.001	3.33	0.003	18.89	0.003	21.11	0.001	1.33		
34	1308488-3 10X	0.004	13.33	3.302	8325.62	0.001	14.44	-0.003	-1.92		
35	1308488-4 10X	0.000	0.00	0.038	105.56	0.003	21.11	-0.001	-0.03		
36	1308488-4D 10X	0.001	3.33	0.021	64.44	0.002	16.67	0.003	3.31		
37	1308488-4L 50X	0.002	6.67	0.006	26.66	0.001	11.11	-0.001	-0.01		
38	1308488-4MS 10X	6.183	19929.96	20.381	51107.27	2.009	9804.26	6.183	5429.75		
39	1308488-4MSD ...	6.322	20260.38	20.525	51208.63	2.050	9948.81	6.300	5502.41		
40	1308515-1 10X	0.004	13.33	0.070	178.89	0.001	12.22	0.001	1.28		
41	1308515-2 10X	0.009	30.00	0.022	65.56	0.002	20.00	0.000	0.65		
42	1308515-3 10X	0.008	26.67	0.158	412.23	0.002	17.78	0.002	2.54		
43	1308545-1 10X	0.014	46.67	0.920	2333.54	0.001	11.11	0.000	0.61		
44	CCV	2.924	10040.29	9.522	24939.73	0.958	4981.98	2.938	2748.51		
45	CCB	0.000	0.00	0.007	28.89	0.001	12.22	0.001	1.99		
46	1308545-3 10X	0.006	20.00	1.199	3004.78	0.002	18.89	-0.002	-0.93		
47	1308474-1 10X	0.002	6.67	0.091	241.11	0.003	23.33	0.001	1.92		
48	CCV	2.996	10070.25	9.701	25145.50	0.957	4874.16	3.042	2786.45		
49	CCB	0.003	10.00	0.010	34.45	0.005	32.22	0.008	7.32		
50	IP130904-4MB ...			0.022	64.44	0.003	23.33	0.004	3.98		
51	IP130904-4LCS...			10.096	26062.58	1.020	5193.16	3.111	2848.85		
52	1308506-1 10X			56.792	140028.96	0.003	22.22	0.026	24.45		
53	1308506-2 10X			25.919	63597.11	0.004	27.78	-0.001	0.22		
54	1308506-3 10X			17.281	46483.14	0.002	20.00	-0.008	-7.12		
55	1308506-4 10X			63.605	169394.10	0.001	15.56	-0.041	-40.01		
56	1308506-5 10X			202.679	531320.31	0.011	64.44	-0.075	-69.91		
57	1308506-6 10X			51.905	140537.91	0.001	12.22	-0.026	-25.04		
58	1308506-7 10X			38.988	100888.82	0.004	30.00	0.019	18.62		
59	1308506-8 10X			36.830	100858.04	0.000	11.11	-0.023	-22.70		
60	CCV			9.555	26811.55	0.985	5466.59	3.070	3063.99		
61	CCB			0.004	23.33	0.001	13.33	0.003	3.33		
62	1308506-9 10X			37.715	99916.65	0.001	15.56	-0.025	-23.07		

Batch Summary Report

Analyte Table

	Sample Name	89 Y [2]		98 Mo [2]		109 Ag [2]		111 Cd [2]		118 Sn [1]	
		Conc. [ppb]	CPS	Conc. [ppb]	CPS	Conc. [ppb]	CPS	Conc. [ppb]	CPS	Conc. [ppb]	CPS
63	1308506-10 10X			55.084	14692.88	0.006	42.22	-0.040	-39.04		
64	1308506-11 10X			43.765	111907.27	0.002	21.11	0.018	17.86		
65	1308506-12 10X			57.198	151279.55	0.001	12.22	0.032	32.29		
66	1308506-13 10X			26.237	68706.91	0.001	15.56	-0.002	-1.37		
67	1308519-1 10X			22.698	63492.39	0.002	21.11	-0.012	-11.08		
68	1308519-1D 10X			22.434	62948.90	0.002	23.33	-0.004	-2.91		
69	1308519-1L 50X			4.125	12137.00	0.002	21.11	-0.003	-2.44		
70	1308519-1MS 10X			31.266	84488.61	0.955	5326.54	2.880	2890.02		
71	1308519-1MSD ...			31.735	84814.66	0.926	5082.01	2.986	2947.27		
72	CCV			9.718	27467.15	0.966	5389.88	2.862	2875.75		
73	CCB			0.004	22.22	0.001	13.33	0.001	1.33		
74	1308519-2 10X			111.496	302048.32	0.001	14.44	-0.066	-64.60		
75	1308519-3 10X			76.561	205587.27	0.001	13.33	-0.044	-42.61		
76	1308519-4 10X			145.318	399679.63	0.001	16.67	-0.077	-78.97		
77	1308519-5 10X			241.191	659760.28	0.000	7.78	-0.153	-152.52		
78	1308519-6 10X			28.864	78569.69	0.001	16.67	-0.011	-9.77		
79	1308519-7 10X			230.861	627709.19	0.010	62.22	-0.131	-130.55		
80	1308519-8 10X			237.861	641511.92	0.003	25.56	-0.135	-134.84		
81	IP130904-6MB ...			0.044	133.34	0.001	15.55	-0.001	-0.04		
82	IM130904-6LCS...			9.821	27664.13	0.944	5259.86	2.998	3004.38		
83	1308412-1 10X			0.105	291.12	0.001	14.45	0.068	68.58		
84	CCV			9.921	27608.46	0.955	5372.11	2.916	2952.38		
85	CCB			0.005	24.44	0.001	11.11	0.002	2.66		
86	1308412-2 10X			0.166	461.12	0.000	11.11	0.007	7.86		
87	1308412-3 10X			0.219	597.80	0.000	6.67	0.000	0.48		
88	1308412-4 10X			0.034	103.34	0.000	6.67	0.095	92.64		
89	1308412-5 10X			0.065	182.23	0.001	11.11	-0.001	-0.06		
90	1308412-6 10X			0.233	611.13	0.001	14.44	-0.001	-0.19		
91	1308412-7 10X			0.235	618.91	0.000	7.78	-0.001	-0.19		
92	1308412-11 10X			0.132	356.68	-0.001	3.33	0.015	15.89		
93	1308412-11D 10X			0.116	321.12	0.002	20.00	0.012	12.57		

Batch Summary Report

Analyte Table

	Sample Name	89 Y [2]		98 Mo [2]		109 Ag [2]		111 Cd [2]		118 Sn [1]	
		Conc. [ppb]	CPS	Conc. [ppb]	CPS	Conc. [ppb]	CPS	Conc. [ppb]	CPS	Conc. [ppb]	CPS
94	1308412-11L 50X			0.022	73.33	0.000	10.00	0.000	1.31		
95	1308412-11MS ...			10.347	27157.67	0.922	4966.42	3.022	2927.86		
96	CCV			9.799	26504.41	0.968	5421.00	2.855	2876.05		
97	CCB			0.003	18.89	0.000	7.78	0.001	1.33		
98	1308412-11MSD ...			10.782	28122.71	0.985	5305.41	2.984	2893.55		
99	1308441-1 10X			0.022	66.67	0.004	28.89	3.213	3026.96		
100	1308441-1D 10X			0.034	97.78	0.001	14.44	3.064	2966.27		
101	1308441-1L 50X			0.028	90.00	0.000	10.00	0.640	632.66		
102	1308441-1MS 10X			10.968	27671.90	0.961	5086.45	6.340	6035.27		
103	1308441-1MSD ...			10.680	26797.13	0.957	5021.99	6.269	5918.17		
104	1308441-2 10X			0.109	292.23	0.003	24.44	0.023	23.24		
105	1308441-3 10X			0.044	125.56	0.012	72.22	2.090	1950.77		
106	1308441-5 10X			0.292	797.81	0.000	10.00	-0.001	-0.25		
107	1308441-5D 10X			0.276	728.92	-0.001	4.44	0.001	1.77		
108	CCV			9.606	27018.63	0.935	5305.42	2.845	2905.23		
109	CCB			0.006	27.78	0.001	12.22	0.001	1.32		
110	1308441-5L 50X			0.056	167.78	0.002	17.78	-0.001	-0.05		
111	1308441-5MS 10X			10.633	27597.39	0.926	5066.44	2.863	2817.03		
112	1308441-5MSD ...			10.894	28244.09	0.944	5055.33	3.045	2934.18		
113	1308441-7 10X			0.612	1597.88	0.001	15.55	0.024	24.17		
114	1308510-6 10X			0.056	172.23	0.000	10.00	0.004	4.61		
115	1308510-6D 10X			0.046	142.22	0.002	20.00	0.002	3.29		
116	1308510-6L 50X			0.004	24.44	0.002	18.89	0.000	1.33		
117	1308510-6MS 10X			10.136	27957.90	0.980	5534.38	2.979	3023.63		
118	1308510-6MSD ...			9.427	26358.60	0.927	5130.90	2.891	2878.09		
119	1308510-7 10X			0.048	146.67	0.001	13.33	0.003	3.95		
120	CCV			9.846	26631.36	0.971	5306.53	3.011	2960.03		
121	CCB			0.004	21.11	0.000	7.78	-0.001	-0.01		
122	1308453-1 100X			0.015	52.22	0.000	7.78	0.001	1.98		
123	1308453-2 100X			0.016	54.44	0.001	13.33	0.005	5.31		
124	1308453-3 100X			0.029	91.11	0.000	7.78	0.000	0.64		

Batch Summary Report

Analyte Table

	Sample Name	89 Y [2]		98 Mo [2]		109 Ag [2]		111 Cd [2]		118 Sn [1]	
		Conc. [ppb]	CPS	Conc. [ppb]	CPS	Conc. [ppb]	CPS	Conc. [ppb]	CPS	Conc. [ppb]	CPS
125	1308453-4 100X			0.075	216.67	0.001	13.33	0.005	5.26		
126	1308453-5 100X			0.045	133.34	0.003	24.44	0.003	3.29		
127	1308453-6 100X			0.010	40.00	0.000	7.78	0.001	1.32		
128	1308453-7 100X			0.031	95.56	0.001	14.45	0.015	15.30		
129	1308453-8 100X			0.003	22.22	0.001	12.22	-0.001	-0.01		
130	1308453-9 100X			0.015	52.22	0.002	16.67	0.006	6.65		
131	1308453-10 100X			0.012	45.55	0.001	15.55	0.004	4.65		
132	CCV			9.782	25376.92	0.916	4880.83	2.887	2765.71		
133	CCB			0.006	26.67	0.002	16.67	0.000	0.66		
134	1308453-11 100X			0.196	513.35	0.002	17.78	0.011	11.84		
135	1308453-12 100X			0.075	207.78	0.002	20.00	0.008	8.60		
136	1308453-12L 5...			0.012	41.11	0.001	14.44	0.003	3.32		
137	1308453-12A 1...			9.786	25540.59	0.945	5105.35	2.913	2831.00		
138	1308514-1 100X			0.110	297.79	0.001	13.33	0.001	1.91		
139	1308542-1 100X			0.143	381.12	0.000	6.67	-0.001	-0.12		
140	1308112-1 100X			0.017	54.44	0.001	12.22	0.004	4.65		
141	IP130904-3MB ...			0.006	27.78	0.001	12.22	0.000	0.66		
142	IM130904-3LCS...			9.144	23716.66	0.889	4652.97	2.778	2616.87		
143	1308472-1 200X			0.014	47.78	0.003	25.55	0.002	2.65		
144	CCV			9.768	25458.28	0.933	4961.96	2.923	2798.36		
145	CCB			-0.002	6.67	0.004	27.78	0.005	5.33		
146	1308472-2 200X			0.004	23.34	0.004	26.67	0.000	0.66		
147	CCV			9.798	25097.68	0.954	5069.77	2.938	2810.48		
148	CCB			0.002	15.55	0.000	10.00	0.001	1.33		

Batch Summary Report

Analyte Table

	Sample Name	121 Sb [2]		137 Ba [2]		139 La [2]		140 Ce [2]		141 Pr [2]	
		Conc. [ppb]	CPS	Conc. [ppb]	CPS	Conc. [ppb]	CPS	Conc. [ppb]	CPS	Conc. [ppb]	CPS
1	blank		4.44		20.00		40.00		83.34		13.33
2	blank	0.000	5.55	0.017	33.33	-0.006	33.33	-0.007	90.01	-0.001	3.33
3	blank	0.000	5.56		23.33	0.000	70.00	0.000	150.01	0.000	10.00
4	H/1000	0.039	104.45	0.136	96.67	0.035	293.37	0.023	333.36	0.027	283.35
5	H/100	0.327	870.04	1.251	720.05	0.310	2140.25	0.306	2767.06	0.301	3237.18
6	H/10	3.075	8286.74	10.335	5881.41	3.001	20500.99	3.020	26430.52	2.948	32171.47
7	HIGH	29.992	79730.95	99.964	55965.69	30.000	201680.62	29.998	257757.37	30.005	323194.64
8	ICV	5.829	16533.32	20.360	12188.68	5.741	41226.30	5.830	53554.83	5.812	66778.50
9	ICB	0.001	7.78	-0.030	6.67	-0.007	23.33	-0.013	36.67	-0.001	0.00
10	ICSA	0.079	224.45	0.139	106.68	0.057	473.36	0.063	726.72	0.002	33.33
11	ICSAB	3.106	8822.57	10.240	6144.86	2.985	21499.27	3.117	28747.82	3.025	34800.64
12	IP130904-1MB ...	0.000	4.45	-0.002	23.33	0.005	106.67	0.000	153.34	0.001	20.00
13	IM130904-1LCS...	3.084	8946.01	9.912	6074.81	2.847	20934.93	3.045	28664.39	2.946	34609.92
14	IM130904-1LCS...	3.133	9050.48	10.212	6231.55	2.918	21375.66	3.002	28156.93	3.039	35552.00
15	1307497-3 100X	4.626	12850.98	23.410	13710.12	0.453	3257.17	0.898	8209.21	0.119	1350.12
16	1307497-3D 10X	45.507	125912.98	231.168	134676.35	4.802	33671.31	9.117	81643.51	1.181	13252.95
17	1307497-3 10X	46.310	130872.46	229.290	136454.56	5.064	36250.53	10.292	94145.99	1.261	14444.09
18	1307497-22 100X	0.020	63.33	2.993	1786.86	0.212	1566.83	0.413	3894.00	0.056	643.38
19	ZZZZZ	0.011	33.33	-0.001	23.33	-0.006	30.00	-0.015	23.33	-0.001	3.33
20	CCV	2.933	8543.55	9.720	5981.43	2.946	21762.77	2.993	28310.42	3.004	35435.25
21	CCB	0.001	8.89	-0.001	23.33	-0.005	36.67	-0.015	20.00	0.000	10.00
22	F130903-1MB ...	0.004	15.56	0.031	40.00	-0.005	40.00	-0.011	56.67	0.000	6.67
23	FM130903-1LC...	6.540	18549.99	20.983	12552.32	6.023	43238.21	6.461	59328.79	6.276	72106.31
24	1308461-2 10X	0.053	163.34	6.312	3974.08	0.004	110.00	0.000	176.68	0.000	10.00
25	1308461-2D 10X	0.061	186.67	7.048	4387.49	0.003	100.01	-0.004	130.01	0.002	30.00
26	1308461-2L 50X	0.016	54.45	1.639	1050.09	0.004	106.67	-0.010	76.67	0.001	20.00
27	1308461-2MS 10X	6.325	18972.73	27.765	17557.34	5.850	44428.55	6.063	58910.34	5.943	72217.03
28	1308461-2MSD ...	6.479	19300.94	28.026	17604.11	5.953	44916.82	6.219	60011.87	6.054	73084.13
29	1308461-3 10X	0.007	28.89	16.523	10564.02	-0.003	56.67	-0.006	120.01	0.002	36.67
30	1308488-1 10X	0.075	237.78	6.106	3957.37	-0.003	56.67	-0.010	76.67	0.000	13.33
31	1308488-2 10X	0.005	23.34	16.640	10897.63	0.003	103.34	-0.008	103.34	0.000	13.33

Batch Summary Report

Analyte Table

	Sample Name	121 Sb [2]		137 Ba [2]		139 La [2]		140 Ce [2]		141 Pr [2]	
		Conc. [ppb]	CPS	Conc. [ppb]	CPS	Conc. [ppb]	CPS	Conc. [ppb]	CPS	Conc. [ppb]	CPS
32	CCV	2.915	8903.78	10.156	6551.68	2.911	22534.14	2.984	29592.99	2.979	36838.54
33	CCB	0.005	21.11	0.002	26.67	0.002	86.67	-0.007	103.34	0.000	6.67
34	1308488-3 10X	0.007	27.78	10.175	6481.72	0.009	150.01	0.004	213.35	0.001	20.00
35	1308488-4 10X	0.003	16.67	8.523	5484.55	0.009	150.01	-0.001	170.01	0.003	43.33
36	1308488-4D 10X	0.004	18.89	8.067	5024.41	0.015	190.01	0.014	300.02	0.002	30.00
37	1308488-4L 50X	0.004	18.89	1.550	993.42	0.007	130.01	0.002	190.01	0.002	33.33
38	1308488-4MS 10X	6.496	19248.68	30.011	18755.43	6.081	45628.59	6.233	59820.45	6.093	73147.85
39	1308488-4MSD ...	6.369	18759.17	29.677	18425.30	6.034	45000.71	6.226	59405.34	6.071	72440.96
40	1308515-1 10X	0.012	42.22	3.919	2466.98	0.022	246.68	0.011	276.68	0.005	70.00
41	1308515-2 10X	0.004	17.78	4.921	3153.81	0.017	210.01	0.006	230.01	0.003	53.34
42	1308515-3 10X	0.007	27.78	15.379	10157.17	0.004	116.67	0.000	183.34	0.002	43.33
43	1308545-1 10X	0.007	27.78	3.122	2050.25	0.001	90.00	-0.001	170.01	0.003	53.33
44	CCV	2.945	9292.87	10.327	6881.86	2.961	23689.25	2.883	29532.84	2.814	35960.03
45	CCB	0.006	23.34	-0.032	6.67	0.000	76.67	0.001	176.68	0.002	33.33
46	1308545-3 10X	0.017	57.78	4.414	2857.06	0.011	166.68	0.006	236.68	0.001	26.67
47	1308474-1 10X	0.013	45.56	9.663	6274.90	0.028	303.35	0.012	293.35	0.001	26.67
48	CCV	2.964	9162.78	10.034	6555.05	3.061	23982.93	2.892	29035.10	2.902	36313.93
49	CCB	0.006	23.34	0.011	33.33	0.007	126.67	-0.004	133.34	0.000	16.67
50	IP130904-4MB ...	0.006	24.44								
51	IP130904-4LCS...	3.138	9697.55								
52	1308506-1 10X	0.012	44.44								
53	1308506-2 10X	0.044	138.90								
54	1308506-3 10X	0.018	66.67								
55	1308506-4 10X	0.009	36.67								
56	1308506-5 10X	0.023	81.11								
57	1308506-6 10X	0.024	86.67								
58	1308506-7 10X	0.036	118.89								
59	1308506-8 10X	0.011	44.45								
60	CCV	2.923	9843.21								
61	CCB	0.001	10.00								
62	1308506-9 10X	0.006	27.78								

Batch Summary Report

Analyte Table

	Sample Name	121 Sb [2]		137 Ba [2]		139 La [2]		140 Ce [2]		141 Pr [2]	
		Conc. [ppb]	CPS	Conc. [ppb]	CPS	Conc. [ppb]	CPS	Conc. [ppb]	CPS	Conc. [ppb]	CPS
63	1308506-10 10X	0.018	66.67								
64	1308506-11 10X	0.044	151.12								
65	1308506-12 10X	0.008	35.56								
66	1308506-13 10X	0.044	152.23								
67	1308519-1 10X	0.026	101.11								
68	1308519-1D 10X	0.023	86.67								
69	1308519-1L 50X	0.005	25.56								
70	1308519-1MS 10X	3.020	10220.10								
71	1308519-1MSD ...	3.061	10193.44								
72	CCV	2.986	10123.41								
73	CCB	0.005	23.33								
74	1308519-2 10X	0.019	72.22								
75	1308519-3 10X	0.013	48.89								
76	1308519-4 10X	0.015	60.00								
77	1308519-5 10X	0.018	68.89								
78	1308519-6 10X	0.010	41.11								
79	1308519-7 10X	0.014	54.44								
80	1308519-8 10X	0.010	40.00								
81	IP130904-6MB ...	0.003	16.67								
82	IM130904-6LCS...	3.006	10161.20								
83	1308412-1 10X	0.006	28.89								
84	CCV	2.893	9881.02								
85	CCB	0.004	18.89								
86	1308412-2 10X	0.006	26.67								
87	1308412-3 10X	0.008	34.44								
88	1308412-4 10X	0.003	17.78								
89	1308412-5 10X	0.003	16.67								
90	1308412-6 10X	0.006	27.78								
91	1308412-7 10X	0.007	30.00								
92	1308412-11 10X	0.011	44.44								
93	1308412-11D 10X	0.014	54.45								

Batch Summary Report

Analyte Table

	Sample Name	121 Sb [2]		137 Ba [2]		139 La [2]		140 Ce [2]		141 Pr [2]	
		Conc. [ppb]	CPS	Conc. [ppb]	CPS	Conc. [ppb]	CPS	Conc. [ppb]	CPS	Conc. [ppb]	CPS
94	1308412-11L 50X	0.004	20.00								
95	1308412-11MS ...	3.076	10056.69								
96	CCV	2.844	9669.78								
97	CCB	0.000	7.78								
98	1308412-11MSD...	3.263	10673.77								
99	1308441-1 10X	0.004	18.89								
100	1308441-1D 10X	0.005	24.44								
101	1308441-1L 50X	0.001	10.00								
102	1308441-1MS 10X	3.233	10384.67								
103	1308441-1MSD ...	3.196	10180.13								
104	1308441-2 10X	0.003	16.67								
105	1308441-3 10X	0.003	16.67								
106	1308441-5 10X	0.006	27.78								
107	1308441-5D 10X	0.010	38.89								
108	CCV	2.895	9977.75								
109	CCB	0.004	18.89								
110	1308441-5L 50X	0.000	7.78								
111	1308441-5MS 10X	3.062	10162.32								
112	1308441-5MSD ...	3.217	10454.73								
113	1308441-7 10X	0.035	122.22								
114	1308510-6 10X	0.003	18.89								
115	1308510-6D 10X	0.006	28.89								
116	1308510-6L 50X	0.002	13.33								
117	1308510-6MS 10X	3.174	10870.57								
118	1308510-6MSD ...	2.963	9953.27								
119	1308510-7 10X	0.010	41.11								
120	CCV	2.998	9946.63								
121	CCB	0.004	17.78								
122	1308453-1 100X	0.007	31.11								
123	1308453-2 100X	0.006	27.78								
124	1308453-3 100X	0.015	54.44								

Batch Summary Report

Analyte Table

	Sample Name	121 Sb [2]		137 Ba [2]		139 La [2]		140 Ce [2]		141 Pr [2]	
		Conc. [ppb]	CPS	Conc. [ppb]	CPS	Conc. [ppb]	CPS	Conc. [ppb]	CPS	Conc. [ppb]	CPS
125	1308453-4 100X	0.033	115.56								
126	1308453-5 100X	0.010	41.11								
127	1308453-6 100X	0.010	37.78								
128	1308453-7 100X	0.034	115.56								
129	1308453-8 100X	0.006	25.55								
130	1308453-9 100X	0.014	53.33								
131	1308453-10 100X	0.009	35.56								
132	CCV	2.978	9627.52								
133	CCB	0.009	32.22								
134	1308453-11 100X	0.032	110.00								
135	1308453-12 100X	0.028	97.78								
136	1308453-12L 5...	0.007	27.78								
137	1308453-12A 1...	2.853	9356.24								
138	1308514-1 100X	0.009	34.45								
139	1308542-1 100X	0.018	63.33								
140	1308112-1 100X	0.007	30.00								
141	IP130904-3MB ...	0.005	21.11								
142	IM130904-3LCS...	2.857	9081.63								
143	1308472-1 200X	0.042	140.00								
144	CCV	2.920	9430.74								
145	CCB	0.000	6.67								
146	1308472-2 200X	0.032	107.78								
147	CCV	2.961	9553.05								
148	CCB	0.006	25.56								

Batch Summary Report

Analyte Table

	Sample Name	146 Nd [2]		205 Tl [2]		208 Pb [2]		232 Th [2]		238 U [2]	
		Conc. [ppb]	CPS	Conc. [ppb]	CPS	Conc. [ppb]	CPS	Conc. [ppb]	CPS	Conc. [ppb]	CPS
1	blank		3.33		11.91		556.71		11.11		3.33
2	blank	0.002	3.33	0.000	7.62	-0.003	406.69	0.000	5.56	0.000	4.44
3	blank	0.000	0.00	0.000	10.00	0.000	450.03	0.000	6.67	0.000	1.11
4	H/1000	0.027	53.34	0.002	29.52	0.051	1156.75	0.006	104.45	0.011	177.78
5	H/100	0.327	670.05	0.024	254.29	0.554	8754.82	0.084	1410.10	0.097	1640.12
6	H/10	3.044	6351.58	0.198	2067.78	4.951	77433.09	0.996	16992.38	1.000	17412.81
7	HIGH	29.995	61762.07	2.000	20544.24	50.004	744710.33	10.001	168473.86	10.000	172019.04
8	ICV	5.815	12779.22	0.410	4501.66	10.403	159319.72	1.947	34958.85	1.969	36094.60
9	ICB	0.000	0.00	0.003	38.10	0.005	463.36	0.003	47.78	0.001	8.89
10	ICSA	0.014	30.00	0.003	48.57	0.039	1073.40	0.015	270.01	0.002	40.00
11	ICSAB	2.877	6324.97	0.199	2168.74	5.281	80305.15	1.028	18257.25	1.010	18299.48
12	IP130904-1MB ...	0.003	6.67	0.002	28.10	0.072	1546.79	0.000	4.45	0.000	2.22
13	IM130904-1LCS...	3.118	6995.26	0.215	2369.73	5.437	87257.04	1.025	18492.00	1.025	18882.27
14	IM130904-1LCS...	2.929	6548.35	0.212	2404.97	5.485	86609.14	0.986	18270.60	0.982	18579.76
15	1307497-3 100X	0.504	1083.43	7.843	86205.35	10.492	170262.14	0.254	4591.92	0.105	1935.72
16	1307497-3D 10X	4.675	10027.11	76.329	856056.35	100.988	1629091.87	2.459	45250.46	1.044	19627.85
17	1307497-3 10X	5.048	11047.84	80.186	882560.43	103.675	1692790.67	2.611	47160.88	1.132	20871.69
18	1307497-22 100X	0.230	500.03	0.238	2555.96	0.282	4800.54	0.290	5100.98	17.829	319632.38
19	ZZZZZ	0.005	10.00	0.039	401.44	0.005	520.03	0.002	42.22	0.000	5.55
20	CCV	3.033	6835.23	0.208	2378.30	4.974	83348.17	0.940	17526.33	0.962	18307.20
21	CCB	0.000	0.00	0.012	130.96	-0.007	356.68	0.005	95.56	0.000	4.45
22	F130903-1MB ...	0.000	0.00	0.008	92.38	-0.004	393.36	0.004	77.78	0.000	2.22
23	FM130903-1LC...	6.358	13960.35	0.431	4684.10	10.836	176130.34	2.122	37739.00	2.125	38571.99
24	1308461-2 10X	0.009	20.00	0.018	200.00	0.002	523.37	0.009	171.11	0.215	3822.78
25	1308461-2D 10X	0.006	13.33	0.008	96.67	0.003	543.37	0.004	86.67	0.209	3766.11
26	1308461-2L 50X	0.003	6.67	0.006	75.72	0.009	636.71	0.003	60.00	0.045	807.81
27	1308461-2MS 10X	5.971	13863.57	0.444	4766.04	10.750	173479.54	2.114	37173.24	2.315	41567.85
28	1308461-2MSD ...	6.141	14173.88	0.458	4942.76	10.706	173355.73	2.138	37818.11	2.362	42650.72
29	1308461-3 10X	0.011	26.67	0.017	192.86	0.066	1553.44	0.014	248.90	0.010	175.56
30	1308488-1 10X	0.007	16.67	0.009	111.90	0.056	1426.78	0.004	70.00	0.102	1826.81
31	1308488-2 10X	0.001	3.33	0.007	82.86	0.000	503.36	0.003	56.67	0.189	3460.47

Batch Summary Report

Analyte Table

	Sample Name	146 Nd [2]		205 Tl [2]		208 Pb [2]		232 Th [2]		238 U [2]	
		Conc. [ppb]	CPS	Conc. [ppb]	CPS	Conc. [ppb]	CPS	Conc. [ppb]	CPS	Conc. [ppb]	CPS
32	CCV	2.928	6918.57	0.204	2337.82	5.006	84131.52	0.934	17455.12	0.982	18744.41
33	CCB	0.005	10.00	0.009	109.05	0.003	510.03	0.010	171.12	0.000	3.33
34	1308488-3 10X	0.011	26.67	0.006	75.72	0.005	596.70	0.011	211.12	0.003	57.78
35	1308488-4 10X	0.001	3.33	0.006	68.57	0.007	586.71	0.002	38.89	0.080	1404.53
36	1308488-4D 10X	0.004	10.00	0.004	52.38	0.008	610.04	0.002	45.56	0.078	1342.31
37	1308488-4L 50X	0.007	16.67	0.004	45.71	0.002	510.03	0.001	26.67	0.015	256.67
38	1308488-4MS 10X	6.100	13997.03	0.447	4745.55	10.809	174207.77	2.139	37152.07	2.246	39827.25
39	1308488-4MSD ...	6.552	14944.53	0.462	4840.34	11.327	176186.06	2.199	37753.61	2.277	39923.14
40	1308515-1 10X	0.018	40.00	0.016	170.95	0.020	776.71	0.010	171.11	0.553	9518.79
41	1308515-2 10X	0.006	13.33	0.008	93.33	0.014	706.71	0.004	82.22	0.104	1826.81
42	1308515-3 10X	0.000	0.00	0.005	68.09	0.017	756.72	0.003	55.56	0.115	2049.07
43	1308545-1 10X	0.008	20.00	0.004	57.14	0.005	586.71	0.003	57.78	0.013	228.90
44	CCV	2.840	6931.87	0.201	2252.09	5.081	85360.63	0.989	18089.24	0.999	18660.95
45	CCB	0.003	6.67	0.008	90.00	-0.002	446.69	0.008	145.56	0.001	12.22
46	1308545-3 10X	0.003	6.67	0.005	60.48	0.012	676.71	0.010	185.56	0.005	92.22
47	1308474-1 10X	0.010	23.33	0.003	42.38	0.033	1020.06	0.002	38.89	0.321	5607.83
48	CCV	3.100	7418.89	0.210	2319.25	5.103	85660.59	0.997	18028.03	0.998	18420.56
49	CCB	0.003	6.67	0.007	83.81	0.007	576.70	0.010	176.67	0.000	8.89
50	IP130904-4MB ...			0.001	23.81	-0.003	430.03			0.000	4.45
51	IP130904-4LCS...			0.224	2436.41	5.340	89873.94			1.080	19623.33
52	1308506-1 10X			0.010	112.38	0.276	4900.58			25.133	44684.42
53	1308506-2 10X			0.048	496.20	0.606	9235.00			15.390	260498.56
54	1308506-3 10X			0.006	75.71	0.013	733.39			9.131	171835.66
55	1308506-4 10X			0.003	43.33	0.003	576.70			173.129	3206620.06
56	1308506-5 10X			0.031	340.96	17.148	286143.05			392.056	7045537.90
57	1308506-6 10X			0.006	75.24	0.010	706.72			94.465	1776230.61
58	1308506-7 10X			0.025	270.48	0.045	1170.10			12.184	211950.72
59	1308506-8 10X			0.003	43.33	0.006	626.71			23.806	454506.04
60	CCV			0.202	2321.15	4.986	88374.10			1.009	19319.59
61	CCB			0.006	70.48	-0.007	380.02			0.002	44.45
62	1308506-9 10X			0.002	35.72	0.007	620.04			134.024	2476940.52

Batch Summary Report

Analyte Table

	Sample Name	146 Nd [2]		205 Tl [2]		208 Pb [2]		232 Th [2]		238 U [2]	
		Conc. [ppb]	CPS	Conc. [ppb]	CPS	Conc. [ppb]	CPS	Conc. [ppb]	CPS	Conc. [ppb]	CPS
63	1308506-10 10X			0.002	37.14	0.003	560.04			45.569	838217.95
64	1308506-11 10X			0.022	247.14	0.018	766.72			8.699	157385.12
65	1308506-12 10X			0.005	65.71	0.172	3377.02			25.778	472111.91
66	1308506-13 10X			0.027	290.01	0.709	11442.38			15.232	268431.17
67	1308519-1 10X			0.017	208.10	1.410	24565.80			18.004	341934.46
68	1308519-1D 10X			0.017	200.48	1.405	24859.47			18.046	344862.37
69	1308519-1L 50X			0.004	62.38	0.244	4960.61			3.311	65790.47
70	1308519-1MS 10X			0.227	2556.43	6.461	108562.64			17.891	335912.94
71	1308519-1MSD ...			0.239	2615.49	6.666	111167.47			18.525	337881.73
72	CCV			0.198	2279.72	5.038	89109.45			1.020	19594.35
73	CCB			0.006	73.81	0.000	493.37			0.001	16.67
74	1308519-2 10X			0.003	43.33	0.000	540.03			466.771	8718528.54
75	1308519-3 10X			0.003	41.91	0.004	596.70			589.445	10998911.38
76	1308519-4 10X			0.002	35.24	-0.001	526.70			595.146	11082393.61
77	1308519-5 10X			0.003	49.52	0.007	656.72			419.210	7982514.25
78	1308519-6 10X			0.021	247.15	0.012	706.72			7.959	149344.60
79	1308519-7 10X			0.003	42.86	0.966	16831.29			216.617	3989287.24
80	1308519-8 10X			0.002	37.62	0.008	643.37			335.921	6266255.98
81	IP130904-6MB ...			0.000	15.72	0.002	540.03			0.009	171.12
82	IM130904-6LCS...			0.209	2364.02	5.168	90856.75			1.030	19479.80
83	1308412-1 10X			0.011	133.33	-0.006	433.36			1.185	21884.31
84	CCV			0.198	2284.00	5.128	89414.21			1.001	19211.68
85	CCB			0.006	71.43	-0.009	363.35			0.007	127.78
86	1308412-2 10X			0.007	89.05	-0.004	453.36			0.962	17380.50
87	1308412-3 10X			0.005	65.24	0.002	566.71			0.614	11444.60
88	1308412-4 10X			0.020	227.14	0.000	540.03			0.061	1092.28
89	1308412-5 10X			0.002	27.14	-0.001	483.37			0.220	3968.38
90	1308412-6 10X			0.001	23.81	-0.007	390.02			2.986	53025.55
91	1308412-7 10X			0.001	20.48	-0.002	463.36			3.070	54930.37
92	1308412-11 10X			0.002	27.62	-0.010	353.35			0.254	4608.58
93	1308412-11D 10X			0.002	28.09	-0.004	456.70			0.248	4492.99

Batch Summary Report

Analyte Table

	Sample Name	146 Nd [2]		205 Tl [2]		208 Pb [2]		232 Th [2]		238 U [2]	
		Conc. [ppb]	CPS	Conc. [ppb]	CPS	Conc. [ppb]	CPS	Conc. [ppb]	CPS	Conc. [ppb]	CPS
94	1308412-11L 50X			0.001	22.86	-0.007	416.69			0.050	928.94
95	1308412-11MS ...			0.218	2341.63	5.127	87816.17			1.341	24074.34
96	CCV			0.204	2297.81	4.958	87793.55			0.998	18718.85
97	CCB			0.006	71.91	-0.009	356.69			0.001	22.22
98	1308412-11MSD...			0.233	2467.37	5.459	91706.53			1.441	25486.82
99	1308441-1 10X			0.023	254.29	0.008	636.71			0.317	5545.59
100	1308441-1D 10X			0.018	200.95	0.007	616.71			0.302	5312.14
101	1308441-1L 50X			0.006	71.43	-0.009	383.36			0.060	1101.17
102	1308441-1MS 10X			0.250	2564.05	5.445	89536.06			1.513	25942.03
103	1308441-1MSD ...			0.252	2580.72	5.505	89375.90			1.500	25595.95
104	1308441-2 10X			0.020	214.77	-0.006	413.36			0.037	646.69
105	1308441-3 10X			0.026	280.00	0.039	1146.75			0.131	2274.66
106	1308441-5 10X			0.005	60.00	-0.006	420.02			2.611	4856.92
107	1308441-5D 10X			0.004	52.38	0.004	566.70			2.678	48678.38
108	CCV			0.208	2400.69	5.105	90048.45			1.022	19645.61
109	CCB			0.005	66.19	-0.007	393.35			0.000	5.56
110	1308441-5L 50X			0.003	39.05	-0.005	456.70			0.503	9265.32
111	1308441-5MS 10X			0.217	2345.92	5.141	86934.03			3.702	66738.93
112	1308441-5MSD ...			0.230	2473.08	5.386	89937.88			3.811	68413.87
113	1308441-7 10X			0.028	297.62	0.010	663.38			22.043	382392.03
114	1308510-6 10X			0.004	53.81	-0.003	483.36			0.019	355.57
115	1308510-6D 10X			0.015	181.91	0.001	556.70			0.015	276.68
116	1308510-6L 50X			0.002	37.14	-0.002	506.70			0.004	67.78
117	1308510-6MS 10X			0.223	2501.66	5.353	94204.48			1.113	20825.00
118	1308510-6MSD ...			0.212	2398.79	5.015	87873.20			1.015	19190.52
119	1308510-7 10X			0.007	93.33	-0.002	503.37			0.013	250.01
120	CCV			0.203	2300.19	5.120	88166.72			1.006	19018.14
121	CCB			0.005	61.43	-0.009	340.02			0.001	16.67
122	1308453-1 100X			0.003	42.86	0.154	3173.63			0.009	158.89
123	1308453-2 100X			0.005	70.96	0.351	6647.60			0.017	312.23
124	1308453-3 100X			0.002	33.81	0.380	7087.73			0.009	153.34

Batch Summary Report

Analyte Table

	Sample Name	146 Nd [2]		205 Tl [2]		208 Pb [2]		232 Th [2]		238 U [2]	
		Conc. [ppb]	CPS	Conc. [ppb]	CPS	Conc. [ppb]	CPS	Conc. [ppb]	CPS	Conc. [ppb]	CPS
125	1308453-4 100X			0.002	32.86	0.592	10551.99			0.009	170.00
126	1308453-5 100X			0.002	28.10	0.244	4697.20			0.005	85.56
127	1308453-6 100X			0.000	9.52	0.051	1403.43			0.004	63.34
128	1308453-7 100X			0.003	37.14	0.921	16214.27			0.008	151.11
129	1308453-8 100X			0.000	14.29	0.024	923.40			0.002	36.67
130	1308453-9 100X			0.002	30.95	0.206	4003.78			0.009	154.45
131	1308453-10 100X			0.000	13.81	0.091	2033.51			0.003	58.89
132	CCV			0.208	2195.89	5.020	83941.55			1.045	18443.97
133	CCB			0.005	56.67	-0.009	336.68			0.001	12.22
134	1308453-11 100X			0.008	97.62	0.768	13519.81			0.027	467.79
135	1308453-12 100X			0.004	55.24	0.455	8204.71			0.016	287.80
136	1308453-12L 5...			0.001	25.24	0.086	1890.15			0.004	66.67
137	1308453-12A 1...			0.220	2314.48	5.479	92770.77			1.060	18594.26
138	1308514-1 100X			0.001	25.24	0.008	650.05			0.002	35.56
139	1308542-1 100X			0.001	20.00	0.003	543.37			0.001	15.55
140	1308112-1 100X			0.001	19.05	0.016	780.05			0.001	17.78
141	IP130904-3MB ...			0.001	24.29	-0.012	300.01			0.000	8.89
142	IM130904-3LCS...			0.206	2190.65	4.973	82490.90			0.998	17722.01
143	1308472-1 200X			0.005	65.71	0.324	5760.72			0.003	46.66
144	CCV			0.208	2235.90	4.973	84049.74			1.021	18284.94
145	CCB			0.005	55.72	-0.009	336.69			0.000	7.78
146	1308472-2 200X			0.002	33.81	0.229	4343.82			0.003	55.55
147	CCV			0.197	2139.22	5.038	84946.58			1.027	18555.21
148	CCB			0.005	60.48	-0.011	306.69			0.001	13.33

Batch Summary Report

ISTD Table

	Sample Name	71 Ga (ISTD) [1]			71 Ga (ISTD) [2]			72 Ge (ISTD) [1]			72 Ge (ISTD) [2]			103 Rh (ISTD) [1]		
		CPS	Recovery%		CPS	Recovery%		CPS	Recovery%		CPS	Recovery%		CPS	Recovery%	
1	blank	142390.88			13459.49			67936.70			6138.13			213796.41		
2	blank	144757.71	100.0		13369.46	100.0		68070.35	100.0		5737.97	100.0		215913.77	100.0	
3	blank	141175.37	100.0		12922.31	100.0		67943.19	100.0		6301.51	100.0		217285.08	100.0	
4	H/1000	140833.26	99.8		12425.37	96.2		65871.62	97.0		5337.81	84.7		210029.55	96.7	
5	H/100	148093.97	104.9		13362.73	103.4		68729.30	101.2		5918.01	93.9		219704.99	101.1	
6	H/10	151978.79	107.7		14313.56	110.8		71160.05	104.7		6071.39	96.3		226166.99	104.1	
7	HIGH	155160.03	109.9		14730.61	114.0		73859.34	108.7		6841.77	108.6		217218.12	100.0	
8	ICV	158520.34	112.3		15061.09	116.6		73792.60	108.6		6584.96	104.5		233054.64	107.3	
9	ICB	130679.25	92.6		12048.31	93.2		62923.03	92.6		5277.77	83.8		194852.66	89.7	
10	ICSA	154635.05	109.5		14500.37	112.2		77479.16	114.0		7058.50	112.0		223563.21	102.9	
11	ICSAB	158392.93	112.2		14894.18	115.3		79107.37	116.4		6705.04	106.4		224919.01	103.5	
12	IP130904-1MB ...	153451.47	108.7		13582.96	105.1		68900.52	101.4		5791.29	91.9		227169.87	104.5	
13	IM130904-1LCS...	166683.23	118.1		14490.49	112.1		75034.13	110.4		6291.50	99.8		248052.93	114.2	
14	IM130904-1LCS...	164187.95	116.3		14527.10	112.4		75417.02	111.0		6408.27	101.7		247610.00	114.0	
15	1307497-3 100X	161219.67	114.2		14784.01	114.4		73295.94	107.9		6438.25	102.2		237201.34	109.2	
16	1307497-3D 10X	181271.77	128.4		15901.82	123.1		75697.24	111.4		6524.97	103.5		243160.21	111.9	
17	1307497-3 10X	181330.96	128.4		16208.73	125.4		76520.71	112.6		6561.64	104.1		242435.47	111.6	
18	1307497-22 100X	156502.06	110.9		14373.64	111.2		72948.00	107.4		5928.01	94.1		231634.64	106.6	
19	ZZZZZ	144334.12	102.2		13396.13	103.7		69597.03	102.4		5824.65	92.4		215484.85	99.2	
20	CCV	164552.76	116.6		14884.14	115.2		77616.36	114.2		6715.08	106.6		240185.17	110.5	
21	CCB	146798.47	104.0		13252.72	102.6		70815.32	104.2		5801.32	92.1		220015.94	101.3	
22	F130903-1MB ...				12795.68	99.0					6004.72	95.3				
23	FM130903-1LC...				15174.55	117.4					6544.95	103.9				
24	1308461-2 10X				14820.74	114.7					7008.46	111.2				
25	1308461-2D 10X				15217.76	117.8					6624.99	105.1				
26	1308461-2L 50X				15107.75	116.9					6781.77	107.6				
27	1308461-2MS 10X				16028.57	124.0					6728.37	106.8				
28	1308461-2MSD ...				15631.51	121.0					6865.10	108.9				
29	1308461-3 10X				16048.66	124.2					7315.37	116.1				
30	1308488-1 10X				15484.73	119.8					7045.14	111.8				
31	1308488-2 10X				15801.59	122.3					7048.61	111.9				

Batch Summary Report

ISTD Table

	Sample Name	71 Ga (ISTD) [1]		71 Ga (ISTD) [2]		72 Ge (ISTD) [1]		72 Ge (ISTD) [2]		103 Rh (ISTD) [1]	
		CPS	Recovery%	CPS	Recovery%	CPS	Recovery%	CPS	Recovery%	CPS	Recovery%
32	CCV			16385.64	126.8			7295.30	115.8		
33	CCB			14293.54	110.6			6388.25	101.4		
34	1308488-3 10X			15468.02	119.7			7805.60	123.9		
35	1308488-4 10X			15688.33	121.4			6861.82	108.9		
36	1308488-4D 10X			15054.27	116.5			6891.74	109.4		
37	1308488-4L 50X			15084.27	116.7			6641.67	105.4		
38	1308488-4MS 10X			15741.64	121.8			7068.55	112.2		
39	1308488-4MSD ...			15311.16	118.5			6738.37	106.9		
40	1308515-1 10X			15097.64	116.8			6578.26	104.4		
41	1308515-2 10X			15164.37	117.4			6621.66	105.1		
42	1308515-3 10X			15197.77	117.6			6805.09	108.0		
43	1308545-1 10X			15544.78	120.3			7245.28	115.0		
44	CCV			16295.52	126.1			7105.17	112.8		
45	CCB			14440.43	111.7			6484.88	102.9		
46	1308545-3 10X			15568.24	120.5			10010.15	158.9		
47	1308474-1 10X			15921.85	123.2			7348.75	116.6		
48	CCV			16108.74	124.7			7308.66	116.0		
49	CCB			14934.10	115.6			6484.92	102.9		
50	IP130904-4MB ...			15027.56	116.3			6618.35	105.0		
51	IP130904-4LCS...			16142.01	124.9			7241.97	114.9		
52	1308506-1 10X			16125.33	124.8			6971.78	110.6		
53	1308506-2 10X			16222.09	125.5			7548.79	119.8		
54	1308506-3 10X			17730.47	137.2			7705.57	122.3		
55	1308506-4 10X			17409.99	134.7			8075.70	128.2		
56	1308506-5 10X			16635.88	128.7			7215.21	114.5		
57	1308506-6 10X			17970.69	139.1			7765.60	123.2		
58	1308506-7 10X			16976.20	131.4			7752.24	123.0		
59	1308506-8 10X			17990.85	139.2			8169.12	129.6		
60	CCV			18761.48	145.2			7832.24	124.3		
61	CCB			15831.74	122.5			7361.98	116.8		
62	1308506-9 10X			17156.29	132.8			7682.20	121.9		

Batch Summary Report

ISTD Table

	Sample Name	71 Ga (ISTD) [1]		71 Ga (ISTD) [2]		72 Ge (ISTD) [1]		72 Ge (ISTD) [2]		103 Rh (ISTD) [1]	
		CPS	Recovery%	CPS	Recovery%	CPS	Recovery%	CPS	Recovery%	CPS	Recovery%
63	1308506-10 10X			17239.93	133.4			7768.87	123.3		
64	1308506-11 10X			17036.27	131.8			7568.77	120.1		
65	1308506-12 10X			17012.79	131.7			8055.69	127.8		
66	1308506-13 10X			17416.71	134.8			7812.32	124.0		
67	1308519-1 10X			18918.60	146.4			8169.07	129.6		
68	1308519-1D 10X			17957.27	139.0			8335.83	132.3		
69	1308519-1L 50X			19375.66	149.9			8626.05	136.9		
70	1308519-1MS 10X			18297.75	141.6			8355.88	132.6		
71	1308519-1MSD ...			17530.28	135.7			7482.10	118.7		
72	CCV			17840.36	138.1			8039.02	127.6		
73	CCB			16529.06	127.9			7468.76	118.5		
74	1308519-2 10X			17389.98	134.6			7792.23	123.7		
75	1308519-3 10X			17636.95	136.5			8005.69	127.0		
76	1308519-4 10X			17720.32	137.1			7772.29	123.3		
77	1308519-5 10X			18087.37	140.0			7985.62	126.7		
78	1308519-6 10X			18588.01	143.8			8105.77	128.6		
79	1308519-7 10X			17576.89	136.0			7915.64	125.6		
80	1308519-8 10X			17690.36	136.9			7572.11	120.2		
81	IP130904-6MB ...			17016.29	131.7			7438.77	118.0		
82	IM130904-6LCS...			17930.62	138.8			8069.04	128.0		
83	1308412-1 10X			18277.69	141.4			7725.50	122.6		
84	CCV			18094.08	140.0			8119.11	128.8		
85	CCB			15694.80	121.5			7165.27	113.7		
86	1308412-2 10X			17233.14	133.4			7928.98	125.8		
87	1308412-3 10X			17890.60	138.4			7542.12	119.7		
88	1308412-4 10X			16769.36	129.8			7488.75	118.8		
89	1308412-5 10X			17436.64	134.9			8055.67	127.8		
90	1308412-6 10X			17039.61	131.9			7485.42	118.8		
91	1308412-7 10X			16946.28	131.1			7598.79	120.6		
92	1308412-11 10X			17106.34	132.4			6881.78	109.2		
93	1308412-11D 10X			17747.03	137.3			7465.40	118.5		

Batch Summary Report

ISTD Table

	Sample Name	71 Ga (ISTD) [1]			71 Ga (ISTD) [2]			72 Ge (ISTD) [1]			72 Ge (ISTD) [2]			103 Rh (ISTD) [1]		
		CPS	Recovery%		CPS	Recovery%		CPS	Recovery%		CPS	Recovery%		CPS	Recovery%	
94	1308412-11L 50X				18104.10	140.1					7888.98	125.2				
95	1308412-11MS ...				17089.77	132.3					7678.79	121.9				
96	CCV				17613.66	136.3					7795.55	123.7				
97	CCB				15938.56	123.3					7005.12	111.2				
98	1308412-11MSD ...				16989.69	131.5					7635.50	121.2				
99	1308441-1 10X				16976.32	131.4					8222.47	130.5				
100	1308441-1D 10X				17496.91	135.4					7712.19	122.4				
101	1308441-1L 50X				17370.00	134.4					8012.37	127.2				
102	1308441-1MS 10X				17693.67	136.9					7989.01	126.8				
103	1308441-1MSD ...				16966.23	131.3					8025.72	127.4				
104	1308441-2 10X				16932.86	131.0					7482.07	118.7				
105	1308441-3 10X				16662.63	128.9					7595.52	120.5				
106	1308441-5 10X				17646.96	136.6					7602.14	120.6				
107	1308441-5D 10X				17149.71	132.7					7335.36	116.4				
108	CCV				17530.24	135.7					7952.31	126.2				
109	CCB				16132.16	124.8					6785.11	107.7				
110	1308441-5L 50X				18027.34	139.5					7612.19	120.8				
111	1308441-5MS 10X				16912.78	130.9					7458.71	118.4				
112	1308441-5MSD ...				17169.70	132.9					8015.67	127.2				
113	1308441-7 10X				16886.22	130.7					7368.69	116.9				
114	1308510-6 10X				18027.52	139.5					7948.98	126.1				
115	1308510-6D 10X				18634.69	144.2					8422.72	133.7				
116	1308510-6L 50X				17730.37	137.2					7668.81	121.7				
117	1308510-6MS 10X				17970.72	139.1					7908.93	125.5				
118	1308510-6MSD ...				18171.04	140.6					7752.24	123.0				
119	1308510-7 10X				18104.39	140.1					7892.25	125.2				
120	CCV				17957.31	139.0					8249.19	130.9				
121	CCB				16418.96	127.1					6561.62	104.1				
122	1308453-1 100X				17460.37	135.1					7291.94	115.7				
123	1308453-2 100X				17523.46	135.6					7101.95	112.7				
124	1308453-3 100X				17530.23	135.7					7438.72	118.0				

Batch Summary Report

ISTD Table

	Sample Name	71 Ga (ISTD) [1]		71 Ga (ISTD) [2]		72 Ge (ISTD) [1]		72 Ge (ISTD) [2]		103 Rh (ISTD) [1]	
		CPS	Recovery%	CPS	Recovery%	CPS	Recovery%	CPS	Recovery%	CPS	Recovery%
125	1308453-4 100X			17176.50	132.9			7448.74	118.2		
126	1308453-5 100X			17159.83	132.8			6988.45	110.9		
127	1308453-6 100X			16882.88	130.6			7558.81	120.0		
128	1308453-7 100X			17119.83	132.5			7262.01	115.2		
129	1308453-8 100X			16725.86	129.4			7822.23	124.1		
130	1308453-9 100X			16785.98	129.9			7258.61	115.2		
131	1308453-10 100X			17149.70	132.7			7238.66	114.9		
132	CCV			17256.51	133.5			6958.44	110.4		
133	CCB			15100.99	116.9			6441.62	102.2		
134	1308453-11 100X			16922.88	131.0			7358.75	116.8		
135	1308453-12 100X			16365.64	126.6			7181.93	114.0		
136	1308453-12L 5...			15835.12	122.5			6785.09	107.7		
137	1308453-12A 1...			16125.41	124.8			6775.05	107.5		
138	1308514-1 100X			16729.34	129.5			7492.10	118.9		
139	1308542-1 100X			16825.98	130.2			7638.86	121.2		
140	1308112-1 100X			16502.34	127.7			7765.55	123.2		
141	IP130904-3MB ...			15494.86	119.9			6741.70	107.0		
142	IM130904-3LOS...			16902.80	130.8			7408.68	117.6		
143	1308472-1 200X			68348.20	528.9			12492.15	198.2		
144	CCV			16338.99	126.4			7572.12	120.2		
145	CCB			15080.95	116.7			6798.47	107.9		
146	1308472-2 200X			51964.54	402.1			10720.68	170.1		
147	CCV			16225.46	125.6			7208.62	114.4		
148	CCB			15641.52	121.0			6638.37	105.3		

Batch Summary Report

ISTD Table

	Sample Name	103 Rh (ISTD) [2]		115 In (ISTD) [1]		115 In (ISTD) [2]		195 Pt (ISTD) [1]		195 Pt (ISTD) [2]	
		CPS	Recovery%	CPS	Recovery%	CPS	Recovery%	CPS	Recovery%	CPS	Recovery%
1	blank	87632.69		231057.79		43524.22		174820.80		50266.55	
2	blank	87317.89	100.0	235697.13		43460.92	100.0	173248.91	100.0	48400.38	100.0
3	blank	87364.98	100.0	230637.20		42862.24	100.0	171428.57	100.0	48367.11	100.0
4	H/1000	83369.76	95.4	227306.04		41971.89	98.6	168697.94	98.4	46982.25	97.1
5	H/100	87176.62	99.8	237727.61		43708.17	103.1	176640.15	103.0	48794.75	100.9
6	H/10	90753.14	103.9	244933.21		44540.47	106.2	182096.13	106.2	50132.50	103.6
7	HIGH	86597.17	99.1	240065.66		43997.54	104.1	176473.60	102.9	49527.21	102.4
8	ICV	92496.41	105.9	254440.35		46897.23	109.4	185338.92	108.1	52778.60	109.1
9	ICB	78073.50	89.4	209304.44		38988.62	91.0	154986.69	90.4	44056.89	91.1
10	ICSA	90230.08	103.3	248512.21		45988.04	107.3	180061.99	105.0	52561.27	108.7
11	ICSAB	93465.66	107.0	251698.94		46943.30	109.5	183982.90	107.3	52173.66	107.9
12	IP130904-1MB ...	89369.15	102.3	245908.91		44419.54	103.6	183114.94	106.8	49878.50	103.1
13	IM130904-1LCS...	96208.18	110.1	264821.48		47980.11	111.9	197280.52	115.1	53025.92	109.6
14	IM130904-1LCS...	94742.90	108.4	264324.26		47745.71	111.4	197036.88	114.9	54491.55	112.7
15	1307497-3 100X	94669.57	108.4	253924.23		45917.36	107.1	187305.59	109.3	53006.08	109.6
16	1307497-3D 10X	94551.41	108.2	258344.09		45765.65	106.8	193760.48	113.0	54120.00	111.9
17	1307497-3 10X	94830.23	108.5	260641.51		46739.41	109.0	192980.63	112.6	53089.58	109.8
18	1307497-22 100X	92624.71	106.0	246415.19		46209.95	107.8	180277.36	105.2	51614.25	106.7
19	ZZZZZ	88554.61	101.4	230174.88		43480.93	101.4	170728.94	99.6	48112.72	99.5
20	CCV	95580.83	109.4	258661.47		48149.42	112.3	190573.35	111.2	54786.02	113.3
21	CCB	86137.23	98.6	233826.94		43452.13	101.4	173589.48	101.3	49059.09	101.4
22	F130903-1MB ...	86593.76	99.1			42702.47	99.6			48266.49	99.8
23	FM130903-1LC...	96316.08	110.2			46891.26	109.4			52269.91	108.1
24	1308461-2 10X	96114.20	110.0			49108.66	114.6			51249.74	106.0
25	1308461-2D 10X	94612.32	108.3			48588.50	113.4			51902.12	107.3
26	1308461-2L 50X	97275.50	111.3			48977.31	114.3			51661.33	106.8
27	1308461-2MS 10X	95406.38	109.2			49598.99	115.7			51691.71	106.9
28	1308461-2MSD ...	94789.91	108.5			49272.50	115.0			51996.25	107.5
29	1308461-3 10X	96258.71	110.2			50095.35	116.9			52252.90	108.0
30	1308488-1 10X	96339.24	110.3			50538.23	117.9			51651.23	106.8
31	1308488-2 10X	95997.50	109.9			51307.69	119.7			52741.54	109.0

Batch Summary Report

ISTD Table

	Sample Name	103 Rh (ISTD) [2]		115 In (ISTD) [1]		115 In (ISTD) [2]		195 Pt (ISTD) [1]		195 Pt (ISTD) [2]	
		CPS	Recovery%	CPS	Recovery%	CPS	Recovery%	CPS	Recovery%	CPS	Recovery%
32	CCV	99917.67	114.4			50484.24	117.8			54925.95	113.6
33	CCB	89412.18	102.3			46299.42	108.0			50233.31	103.9
34	1308488-3 10X	96046.89	109.9			49836.19	116.3			52587.73	108.7
35	1308488-4 10X	94417.11	108.1			50283.95	117.3			50801.44	105.0
36	1308488-4D 10X	94203.34	107.8			48679.82	113.6			49477.11	102.3
37	1308488-4L 50X	93378.86	106.9			48993.81	114.3			49078.83	101.5
38	1308488-4MS 10X	95667.99	109.5			49005.48	114.3			51079.03	105.6
39	1308488-4MSD ...	95174.64	108.9			48707.33	113.6			50467.31	104.3
40	1308515-1 10X	91676.26	104.9			48911.92	114.1			49533.94	102.4
41	1308515-2 10X	94904.32	108.6			49895.54	116.4			50584.23	104.5
42	1308515-3 10X	96534.06	110.5			51735.88	120.7			51310.11	106.1
43	1308545-1 10X	96252.60	110.2			50860.22	118.7			51798.58	107.1
44	CCV	99928.06	114.4			52158.88	121.7			53765.11	111.2
45	CCB	91520.89	104.8			47692.78	111.3			49209.59	101.7
46	1308545-3 10X	95263.02	109.0			50341.14	117.4			51570.99	106.6
47	1308474-1 10X	95554.68	109.4			50806.15	118.5			50313.19	104.0
48	CCV	98892.04	113.2			51088.50	119.2			53169.91	109.9
49	CCB	90893.97	104.0			47699.09	111.3			48614.47	100.5
50	IP130904-4MB ...	93424.95	106.9			48954.05	114.2			48557.44	100.4
51	IP130904-4LCS...	98475.81	112.7			51086.16	119.2			52320.19	108.2
52	1308506-1 10X	94069.69	107.7			50671.82	118.2			51196.35	105.8
53	1308506-2 10X	93609.15	107.1			49853.31	116.3			48725.11	100.7
54	1308506-3 10X	102651.89	117.5			55153.33	128.7			54176.71	112.0
55	1308506-4 10X	101621.99	116.3			55378.84	129.2			53330.50	110.3
56	1308506-5 10X	100059.48	114.5			52843.49	123.3			51731.71	107.0
57	1308506-6 10X	103299.75	118.2			54889.95	128.1			54133.33	111.9
58	1308506-7 10X	98724.34	113.0			52284.59	122.0			50092.43	103.6
59	1308506-8 10X	104477.53	119.6			56676.46	132.2			54959.40	113.6
60	CCV	107014.80	122.5			55674.26	129.9			55107.13	113.9
61	CCB	97504.15	111.6			51242.54	119.6			50941.75	105.3
62	1308506-9 10X	101071.70	115.7			54379.03	126.9			53203.33	110.0

Batch Summary Report

ISTD Table

	Sample Name	103 Rh (ISTD) [2]		115 In (ISTD) [1]		115 In (ISTD) [2]		195 Pt (ISTD) [1]		195 Pt (ISTD) [2]	
		CPS	Recovery%	CPS	Recovery%	CPS	Recovery%	CPS	Recovery%	CPS	Recovery%
63	1308506-10 10X	101805.64	116.5			55824.71	130.2			52972.41	109.5
64	1308506-11 10X	97553.93	111.7			53746.64	125.4			52119.31	107.8
65	1308506-12 10X	100910.52	115.5			55437.17	129.3			52721.73	109.0
66	1308506-13 10X	99904.44	114.4			54530.03	127.2			50727.80	104.9
67	1308519-1 10X	106716.90	122.2			58503.16	136.5			54668.57	113.0
68	1308519-1D 10X	107091.05	122.6			58172.01	135.7			55049.86	113.8
69	1308519-1L 50X	112138.71	128.4			60428.53	141.0			57198.10	118.3
70	1308519-1MS 10X	103108.21	118.0			55933.30	130.5			54046.21	111.7
71	1308519-1MSD ...	101960.94	116.7			55051.97	128.4			52513.83	108.6
72	CCV	107802.08	123.4			56039.40	130.7			55298.06	114.3
73	CCB	100136.62	114.6			52108.46	121.6			50828.49	105.1
74	1308519-2 10X	103362.51	118.3			55068.54	128.5			53798.97	111.2
75	1308519-3 10X	102456.42	117.3			54756.30	127.7			53718.71	111.1
76	1308519-4 10X	104945.73	120.1			57972.11	135.3			53604.86	110.8
77	1308519-5 10X	104370.07	119.5			56034.73	130.7			54812.16	113.3
78	1308519-6 10X	103853.00	118.9			56391.34	131.6			54009.66	111.7
79	1308519-7 10X	103751.73	118.8			55835.99	130.3			53032.73	109.6
80	1308519-8 10X	102902.88	117.8			56151.58	131.0			53711.97	111.1
81	IP130904-6MB ...	103956.88	119.0			53285.36	124.3			52293.27	108.1
82	IM130904-6LCS...	107446.35	123.0			55881.10	130.4			54437.40	112.6
83	1308412-1 10X	101812.61	116.5			55539.78	129.6			53176.22	109.9
84	CCV	106128.19	121.5			56450.73	131.7			55247.27	114.2
85	CCB	98395.59	112.6			51703.69	120.6			51246.53	106.0
86	1308412-2 10X	103161.48	118.1			55058.36	128.5			52002.55	107.5
87	1308412-3 10X	101691.39	116.4			54827.18	127.9			53681.74	111.0
88	1308412-4 10X	101037.75	115.7			54325.56	126.7			51493.93	106.5
89	1308412-5 10X	99713.83	114.1			53773.55	125.5			51972.41	107.5
90	1308412-6 10X	98183.66	112.4			53823.85	125.6			51122.68	105.7
91	1308412-7 10X	98565.94	112.8			53747.80	125.4			51510.52	106.5
92	1308412-11 10X	99549.04	113.9			54877.32	128.0			52220.02	108.0
93	1308412-11D 10X	101061.89	115.7			55173.47	128.7			52153.26	107.8

Batch Summary Report

ISTD Table

	Sample Name	103 Rh (ISTD) [2]		115 In (ISTD) [1]		115 In (ISTD) [2]		195 Pt (ISTD) [1]		195 Pt (ISTD) [2]	
		CPS	Recovery%	CPS	Recovery%	CPS	Recovery%	CPS	Recovery%	CPS	Recovery%
94	1308412-11L 50X	105449.63	120.7			56220.04	131.2			53427.65	110.5
95	1308412-11MS ...	100108.66	114.6			54037.78	126.1			51691.10	106.9
96	CCV	103181.63	118.1			56185.11	131.1			53996.01	111.6
97	CCB	95987.45	109.9			51221.81	119.5			48654.68	100.6
98	1308412-11MSD...	99492.28	113.9			54083.94	126.2			50908.85	105.3
99	1308441-1 10X	94696.06	108.4			52536.51	122.6			50263.18	103.9
100	1308441-1D 10X	95306.17	109.1			53977.67	125.9			50678.10	104.8
101	1308441-1L 50X	103447.20	118.4			55098.17	128.5			52557.82	108.7
102	1308441-1MS 10X	96238.48	110.2			53089.03	123.9			49379.82	102.1
103	1308441-1MSD ...	95708.18	109.5			52660.14	122.9			49176.25	101.7
104	1308441-2 10X	98395.47	112.6			53319.01	124.4			50021.90	103.4
105	1308441-3 10X	97831.75	112.0			52036.05	121.4			49858.47	103.1
106	1308441-5 10X	102409.40	117.2			54904.54	128.1			51698.00	106.9
107	1308441-5D 10X	99277.32	113.6			54944.76	128.2			52320.24	108.2
108	CCV	107267.58	122.8			56942.78	132.9			55324.44	114.4
109	CCB	98536.12	112.8			50827.22	118.6			49992.09	103.4
110	1308441-5L 50X	104670.91	119.8			56718.33	132.3			53022.50	109.6
111	1308441-5MS 10X	98987.80	113.3			54884.65	128.0			51912.20	107.3
112	1308441-5MSD ...	98904.51	113.2			53730.83	125.4			51691.19	106.9
113	1308441-7 10X	98833.76	113.1			53756.40	125.4			49941.80	103.3
114	1308510-6 10X	107970.44	123.6			56447.25	131.7			53206.66	110.0
115	1308510-6D 10X	107825.36	123.4			57794.24	134.8			53568.13	110.8
116	1308510-6L 50X	106174.39	121.5			56687.65	132.3			52564.19	108.7
117	1308510-6MS 10X	105238.65	120.5			56612.47	132.1			53855.64	111.3
118	1308510-6MSD ...	106636.41	122.1			55505.73	129.5			54457.88	112.6
119	1308510-7 10X	105231.26	120.5			56803.71	132.5			53521.32	110.7
120	CCV	103171.94	118.1			54852.46	128.0			54407.75	112.5
121	CCB	95789.84	109.6			51757.63	120.8			49486.94	102.3
122	1308453-1 100X	102765.29	117.6			54949.88	128.2			52103.43	107.7
123	1308453-2 100X	101947.17	116.7			54504.33	127.2			53293.83	110.2
124	1308453-3 100X	102635.08	117.5			53025.85	123.7			51018.71	105.5

Batch Summary Report

ISTD Table

	Sample Name	103 Rh (ISTD) [2]		115 In (ISTD) [1]		115 In (ISTD) [2]		195 Pt (ISTD) [1]		195 Pt (ISTD) [2]	
		CPS	Recovery%	CPS	Recovery%	CPS	Recovery%	CPS	Recovery%	CPS	Recovery%
125	1308453-4 100X	103388.96	118.3			54476.15	127.1			51911.94	107.3
126	1308453-5 100X	102534.85	117.4			54300.28	126.7			51647.73	106.8
127	1308453-6 100X	101424.27	116.1			52850.30	123.3			51149.46	105.8
128	1308453-7 100X	101082.57	115.7			53251.22	124.2			51049.36	105.5
129	1308453-8 100X	102773.91	117.6			53583.44	125.0			51156.06	105.8
130	1308453-9 100X	100394.42	114.9			53759.77	125.4			50925.22	105.3
131	1308453-10 100X	101265.77	115.9			53843.98	125.6			51166.22	105.8
132	CCV	98948.33	113.3			53439.13	124.7			50791.42	105.0
133	CCB	91795.89	105.1			47467.73	110.7			47222.80	97.6
134	1308453-11 100X	97643.58	111.8			53893.72	125.7			50651.09	104.7
135	1308453-12 100X	98844.14	113.1			53383.28	124.5			51106.29	105.7
136	1308453-12L 5...	96258.48	110.2			51177.80	119.4			49600.82	102.6
137	1308453-12A 1...	99562.19	114.0			54189.81	126.4			50507.13	104.4
138	1308514-1 100X	98555.98	112.8			53406.08	124.6			51216.08	105.9
139	1308542-1 100X	98344.55	112.6			52921.30	123.5			52122.70	107.8
140	1308112-1 100X	96335.72	110.3			54399.03	126.9			51530.75	106.5
141	IP130904-3MB ...	94253.49	107.9			49808.15	116.2			48634.49	100.6
142	IM130904-3LCS...	98915.54	113.2			52524.98	122.5			51096.31	105.6
143	1308472-1 200X	97902.29	112.1			52201.79	121.8			50817.98	105.1
144	CCV	99404.07	113.8			53422.28	124.6			51527.31	106.5
145	CCB	93019.47	106.5			49587.31	115.7			47848.36	98.9
146	1308472-2 200X	97714.53	111.8			52620.57	122.8			50637.36	104.7
147	CCV	97684.00	111.8			53346.21	124.5			51998.81	107.5
148	CCB	92279.00	105.6			48901.87	114.1			46862.14	96.9

Batch Summary Report

ISTD Table

		209 Bi (ISTD) [1]		209 Bi (ISTD) [2]	
	Sample Name	CPS	Recovery%	CPS	Recovery%
1	blank	161767.54		57620.59	
2	blank	163330.05	100.0	57286.75	100.0
3	blank	162356.63	100.0	58018.98	100.0
4	H/1000	155134.14	95.6	55696.77	96.0
5	H/100	164300.10	101.2	59136.82	101.9
6	H/10	173844.39	107.1	61342.81	105.7
7	HIGH	165195.50	101.7	58738.71	101.2
8	ICV	167512.78	103.2	60264.19	103.9
9	ICB	146824.69	90.4	50839.40	87.6
10	ICSA	165989.89	102.2	60837.23	104.9
11	ICSAB	166961.29	102.8	59658.85	102.8
12	IP130904-1MB ...	171613.28	105.7	59237.76	102.1
13	IM130904-1LCS...	184092.86	113.4	62972.69	108.5
14	IM130904-1LCS...	181698.87	111.9	61971.54	106.8
15	1307497-3 100X	175319.27	108.0	63853.35	110.1
16	1307497-3D 10X	182686.74	112.5	63642.87	109.7
17	1307497-3 10X	183100.91	112.8	64418.91	111.0
18	1307497-22 100X	171816.33	105.8	60542.82	104.4
19	ZZZZZ	161174.14	99.3	57048.87	98.3
20	CCV	178720.60	110.1	65731.84	113.3
21	CCB	163683.66	100.8	59110.38	101.9
22	F130903-1MB ...			57591.11	99.3
23	FM130903-1LC...			63956.88	110.2
24	1308461-2 10X			62682.29	108.0
25	1308461-2D 10X			62647.95	108.0
26	1308461-2L 50X			63906.75	110.1
27	1308461-2MS 10X			63511.68	109.5
28	1308461-2MSD ...			63712.59	109.8
29	1308461-3 10X			63250.52	109.0
30	1308488-1 10X			64760.30	111.6
31	1308488-2 10X			64090.83	110.5

Batch Summary Report

ISTD Table

	Sample Name	209 Bi (ISTD) [1]		209 Bi (ISTD) [2]	
		CPS	Recovery%	CPS	Recovery%
32	CCV			65916.05	113.6
33	CCB			59454.70	102.5
34	1308488-3 10X			64964.82	112.0
35	1308488-4 10X			61774.10	106.5
36	1308488-4D 10X			61925.15	106.7
37	1308488-4L 50X			61690.77	106.3
38	1308488-4MS 10X			63421.00	109.3
39	1308488-4MSD ...			61215.25	105.5
40	1308515-1 10X			60348.30	104.0
41	1308515-2 10X			62400.14	107.6
42	1308515-3 10X			62962.59	108.5
43	1308545-1 10X			64345.06	110.9
44	CCV			65905.68	113.6
45	CCB			60418.42	104.1
46	1308545-3 10X			62802.02	108.2
47	1308474-1 10X			62805.12	108.2
48	CCV			65862.56	113.5
49	CCB			60749.72	104.7
50	IP130904-4MB ...			62001.69	106.9
51	IP130904-4LCS...			66033.08	113.8
52	1308506-1 10X			63103.17	108.8
53	1308506-2 10X			57226.05	98.6
54	1308506-3 10X			65855.29	113.5
55	1308506-4 10X			68220.07	117.6
56	1308506-5 10X			65734.83	113.3
57	1308506-6 10X			67582.97	116.5
58	1308506-7 10X			60706.30	104.6
59	1308506-8 10X			68222.07	117.6
60	CCV			69548.55	119.9
61	CCB			62299.94	107.4
62	1308506-9 10X			65687.65	113.2

Batch Summary Report

ISTD Table

	Sample Name	209 Bi (ISTD) [1]		209 Bi (ISTD) [2]	
		GPS	Recovery%	GPS	Recovery%
63	1308506-10 10X			65553.90	113.0
64	1308506-11 10X			61724.50	106.4
65	1308506-12 10X			65834.89	113.5
66	1308506-13 10X			61018.00	105.2
67	1308519-1 10X			67291.44	116.0
68	1308519-1D 10X			68316.61	117.7
69	1308519-1L 50X			71364.14	123.0
70	1308519-1MS 10X			66015.48	113.8
71	1308519-1MSD ...			65523.88	112.9
72	CCV			69374.38	119.6
73	CCB			63240.88	109.0
74	1308519-2 10X			68504.14	118.1
75	1308519-3 10X			67740.56	116.8
76	1308519-4 10X			68845.85	118.7
77	1308519-5 10X			68108.77	117.4
78	1308519-6 10X			65865.69	113.5
79	1308519-7 10X			66665.50	114.9
80	1308519-8 10X			65657.84	113.2
81	IP130904-6MB ...			65533.72	113.0
82	IM130904-6LCS...			68962.82	118.9
83	1308412-1 10X			67834.63	116.9
84	CCV			68389.78	117.9
85	CCB			64790.51	111.7
86	1308412-2 10X			66578.41	114.8
87	1308412-3 10X			68018.62	117.2
88	1308412-4 10X			67985.23	117.2
89	1308412-5 10X			64666.95	111.5
90	1308412-6 10X			65051.22	112.1
91	1308412-7 10X			64422.05	111.0
92	1308412-11 10X			66769.32	115.1
93	1308412-11D 10X			67589.70	116.5

Batch Summary Report

ISTD Table

	Sample Name	209 Bi (ISTD) [1]		209 Bi (ISTD) [2]	
		CPS	Recovery%	CPS	Recovery%
94	1308412-11L 50X			70174.97	121.0
95	1308412-11MS ...			67185.04	115.8
96	CCV			69445.22	119.7
97	CCB			64214.68	110.7
98	1308412-11MSD...			65918.97	113.6
99	1308441-1 10X			64345.17	110.9
100	1308441-1D 10X			64184.83	110.6
101	1308441-1L 50X			68242.76	117.6
102	1308441-1MS 10X			64533.07	111.2
103	1308441-1MSD ...			63712.88	109.8
104	1308441-2 10X			65014.97	112.1
105	1308441-3 10X			64489.61	111.2
106	1308441-5 10X			66344.12	114.3
107	1308441-5D 10X			64974.84	112.0
108	CCV			69187.12	119.2
109	CCB			64071.54	110.4
110	1308441-5L 50X			69377.48	119.6
111	1308441-5MS 10X			66350.86	114.4
112	1308441-5MSD ...			65520.30	112.9
113	1308441-7 10X			64010.20	110.3
114	1308510-6 10X			69344.69	119.5
115	1308510-6D 10X			69987.74	120.6
116	1308510-6L 50X			68811.41	118.6
117	1308510-6MS 10X			69070.25	119.0
118	1308510-6MSD ...			68734.51	118.5
119	1308510-7 10X			69381.62	119.6
120	CCV			67552.96	116.4
121	CCB			62802.23	108.2
122	1308453-1 100X			67630.38	116.6
123	1308453-2 100X			68631.24	118.3
124	1308453-3 100X			68085.65	117.4

Batch Summary Report

ISTD Table

	Sample Name	209 Bi (ISTD) [1]		209 Bi (ISTD) [2]	
		CPS	Recovery%	CPS	Recovery%
125	1308453-4 100X			66843.05	115.2
126	1308453-5 100X			67439.52	116.2
127	1308453-6 100X			67626.49	116.6
128	1308453-7 100X			67221.40	115.9
129	1308453-8 100X			66167.43	114.0
130	1308453-9 100X			66696.13	115.0
131	1308453-10 100X			66059.40	113.9
132	CCV			65590.64	113.1
133	CCB			60144.53	103.7
134	1308453-11 100X			66786.35	115.1
135	1308453-12 100X			66705.69	115.0
136	1308453-12L 5...			64221.12	110.7
137	1308453-12A 1...			66441.47	114.5
138	1308514-1 100X			65363.29	112.7
139	1308542-1 100X			63582.17	109.6
140	1308112-1 100X			66055.78	113.9
141	IP130904-3MB ...			61647.07	106.3
142	IM130904-3LCS...			65058.15	112.1
143	1308472-1 200X			64120.76	110.5
144	CCV			66287.38	114.3
145	CCB			60612.71	104.5
146	1308472-2 200X			65989.02	113.7
147	CCV			66136.88	114.0
148	CCB			61098.46	105.3

Batch Folder: C:\ICPMH\1\DATA\13105n00.B\

Analysis File: 13105n00.batch.xml

DA Date-Time: 9/6/2013 9:07:32 AM

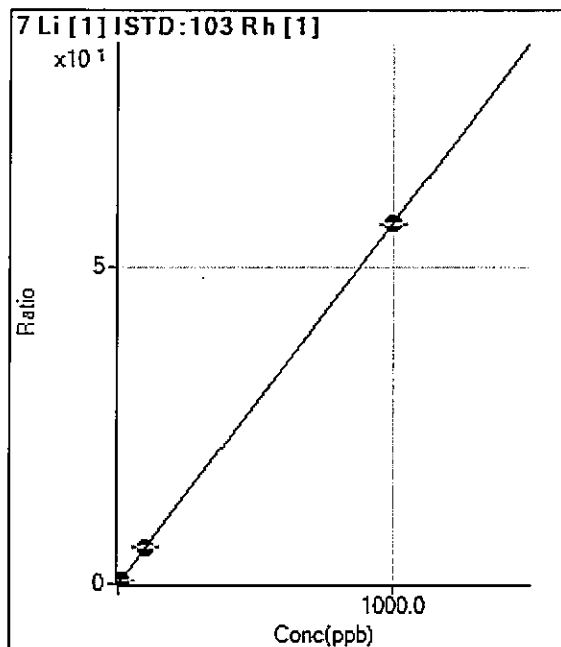
Calibration Title:

Calibration Method: External Calibration

VIS Interpolation Fit:

Tune Step: #1 hehe.u

Level	Standard Data File	Sample Name	Acq. Date-Time
1	003CALB_13105100.D	blank	9/5/2013 11:58:28 AM
2	004CALS_13105100.D	H/1000	9/5/2013 12:01:58 PM
3	005CALS_13105100.D	H/100	9/5/2013 12:05:29 PM
4	006CALS_13105100.D	H/10	9/5/2013 12:08:58 PM
5	007CALS_13105100.D	HIGH	9/5/2013 12:12:24 PM
6			



	Rjct	Conc.	Calc Conc.	CPS	Ratio	Det.	RSD
1	<input type="checkbox"/>	0.000	0.000	1354.07	0.0062	P	5.5
2	<input type="checkbox"/>	1.000	1.028	13596.85	0.0647	P	1.2
3	<input type="checkbox"/>	10.000	10.194	128816.96	0.5863	P	1.3
4	<input type="checkbox"/>	100.000	103.062	1327764.00	5.8709	A	0.6
5	<input type="checkbox"/>	1000.000	999.692	12357583.00	56.8932	A	0.8
6	<input type="checkbox"/>	200.000					

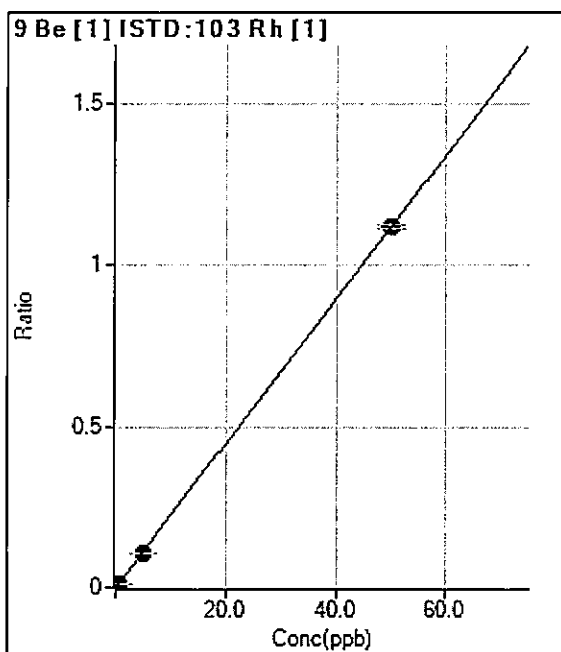
$$y = 0.0569 * x + 0.0062$$

$$R = 1.0000$$

$$DL = 0.01799$$

Weight: None

Min Conc: <None>



	Rjct	Conc.	Calc Conc.	CPS	Ratio	Det.	RSD
1	<input type="checkbox"/>	0.000	0.000	19.33	0.0001	P	22.6
2	<input type="checkbox"/>	0.050	0.044	223.33	0.0011	P	10.2
3	<input type="checkbox"/>	0.500	0.477	2364.85	0.0108	P	2.3
4	<input type="checkbox"/>	5.000	4.844	24532.92	0.1085	P	1.5
5	<input type="checkbox"/>	50.000	50.016	243100.86	1.1192	P	1.1
6	<input type="checkbox"/>	10.000					

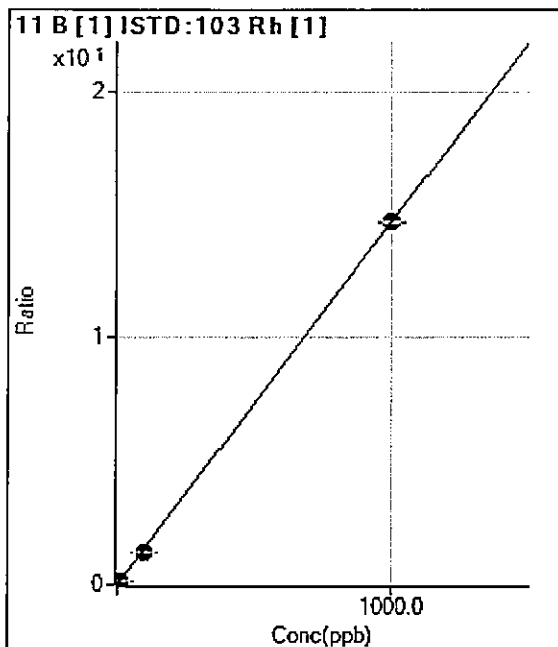
$$y = 0.0224 * x + 8.9130E-005$$

$$R = 1.0000$$

$$DL = 0.002702$$

Weight: None

Min Conc: <None>



	Rjct	Conc.	Calc Conc.	CPS	Ratio	Det.	RSD
1	<input type="checkbox"/>	0.000	0.000	607.80	0.0028	P	15.4
2	<input type="checkbox"/>	1.000	1.632	5605.44	0.0267	P	5.6
3	<input type="checkbox"/>	10.000	10.156	33292.56	0.1515	P	2.6
4	<input type="checkbox"/>	100.000	91.282	302977.26	1.3397	P	1.3
5	<input type="checkbox"/>	1000.000	1000.870	3184936.68	14.6617	A	0.8
6	<input type="checkbox"/>	200.000					

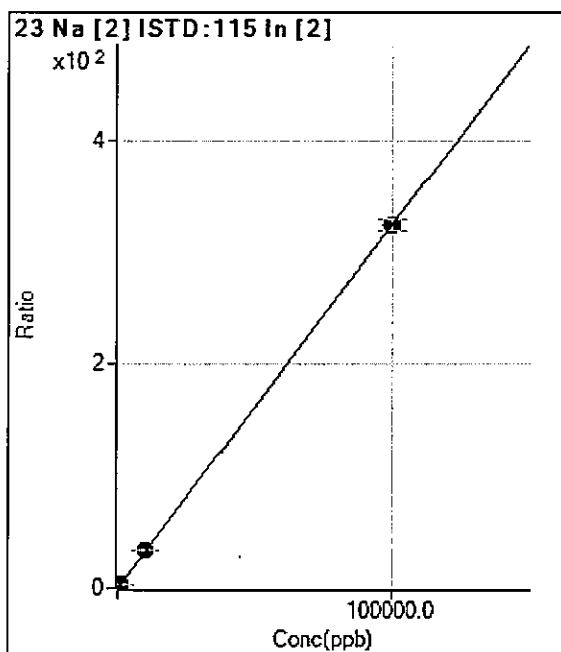
$$y = 0.0146 * x + 0.0028$$

$$R = 1.0000$$

$$DL = 0.08805$$

Weight: None

Min Conc: <None>



	Rjct	Conc.	Calc Conc.	CPS	Ratio	Det.	RSD
1	<input type="checkbox"/>	0.000	0.000	17803.47	0.4154	P	2.0
2	<input type="checkbox"/>	100.000	103.323	31420.62	0.7496	P	4.5
3	<input type="checkbox"/>	1000.000	1031.593	164021.84	3.7524	P	1.4
4	<input type="checkbox"/>	10000.000	10556.158	1539518.88	34.5621	A	1.0
5	<input type="checkbox"/>	100000.000	99944.065	14233428.96	323.7113	A	3.3
6	<input type="checkbox"/>	20000.000					

$$y = 0.0032 * x + 0.4154$$

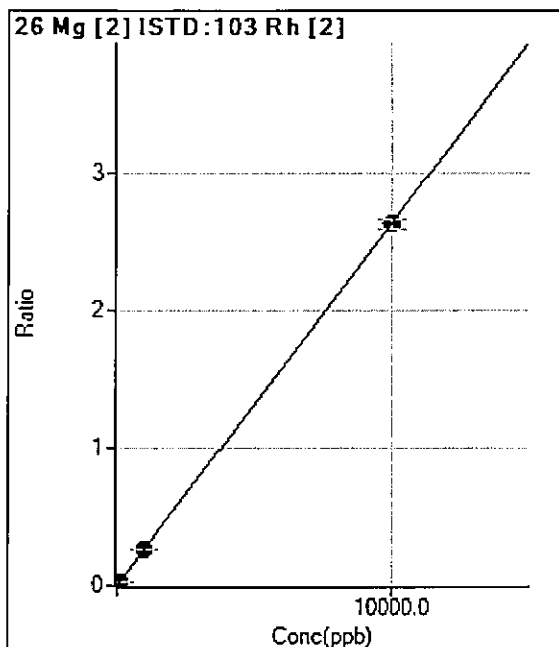
$$R = 1.0000$$

$$DL = 7.813$$

$$BEC = 128.4$$

Weight: None

Min Conc: <None>



	Rjct	Conc.	Calc Conc.	CPS	Ratio	Det.	RSD
1	<input type="checkbox"/>	0.000	0.000	16.67	0.0002	P	91.2
2	<input type="checkbox"/>	10.000	8.872	210.01	0.0025	P	22.4
3	<input type="checkbox"/>	100.000	107.964	2490.31	0.0286	P	10.0
4	<input type="checkbox"/>	1000.000	1007.893	24044.55	0.2651	P	2.2
5	<input type="checkbox"/>	10000.000	9999.132	227430.73	2.6279	P	2.6
6	<input type="checkbox"/>	2000.000					

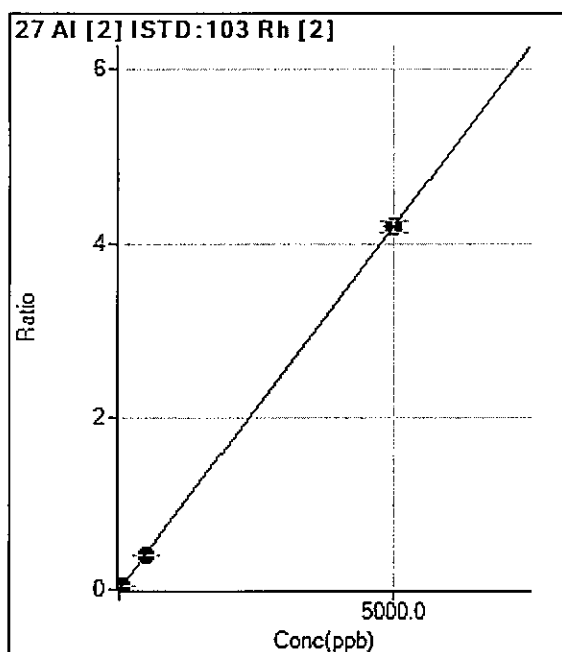
$$y = 2.6279E-004 * x + 1.8949E-004$$

$$R = 1.0000$$

$$DL = 1.972$$

Weight: None

Min Conc: <None>



	Rjct	Conc.	Calc Conc.	CPS	Ratio	Det.	RSD
1	<input type="checkbox"/>	0.000	0.000	40.00	0.0005	P	75.6
2	<input type="checkbox"/>	5.000	6.187	470.04	0.0056	P	10.4
3	<input type="checkbox"/>	50.000	52.988	3903.99	0.0448	P	3.1
4	<input type="checkbox"/>	500.000	475.082	36106.55	0.3978	P	1.4
5	<input type="checkbox"/>	5000.000	5002.461	362102.08	4.1847	P	3.3
6	<input type="checkbox"/>	1000.000					

$$y = 8.3643E-004 * x + 4.6074E-004$$

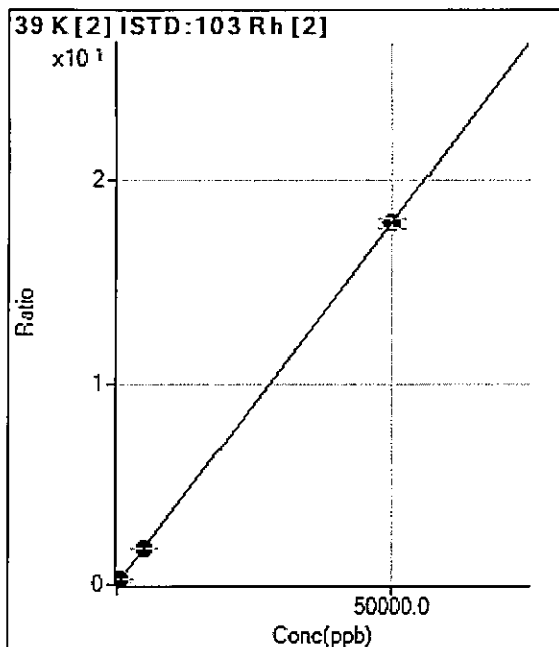
$$R = 1.0000$$

$$DL = 1.248$$

$$BEC = 0.5508$$

Weight: None

Min Conc: <None>



	Rjct	Conc.	Calc Conc.	CPS	Ratio	Det.	RSD
1	<input type="checkbox"/>	0.000	0.000	4997.65	0.0572	P	6.2
2	<input type="checkbox"/>	50.000	59.158	6528.24	0.0783	P	8.3
3	<input type="checkbox"/>	500.000	540.342	21805.32	0.2502	P	4.1
4	<input type="checkbox"/>	5000.000	4946.886	165421.03	1.8238	P	2.9
5	<input type="checkbox"/>	50000.000	50004.899	1550461.59	17.9144	A	2.4
6	<input type="checkbox"/>	10000.000					

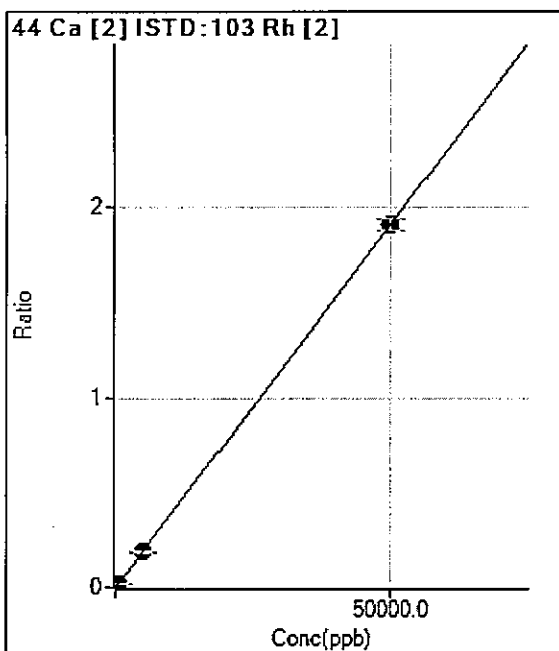
$$y = 3.5711\text{E-}004 * x + 0.0572$$

$$R = 1.0000$$

$$DL = 29.64$$

Weight: None

Min Conc: <None>



	Rjct	Conc.	Calc Conc.	CPS	Ratio	Det.	RSD
1	<input type="checkbox"/>	0.000	0.000	24.33	0.0003	P	54.7
2	<input type="checkbox"/>	50.000	59.794	212.62	0.0026	P	12.6
3	<input type="checkbox"/>	500.000	547.426	1839.89	0.0211	P	6.4
4	<input type="checkbox"/>	5000.000	4937.606	17060.50	0.1881	P	3.5
5	<input type="checkbox"/>	50000.000	50005.755	164608.08	1.9022	P	3.2
6	<input type="checkbox"/>	10000.000					

$$y = 3.8034\text{E-}005 * x + 2.7808\text{E-}004$$

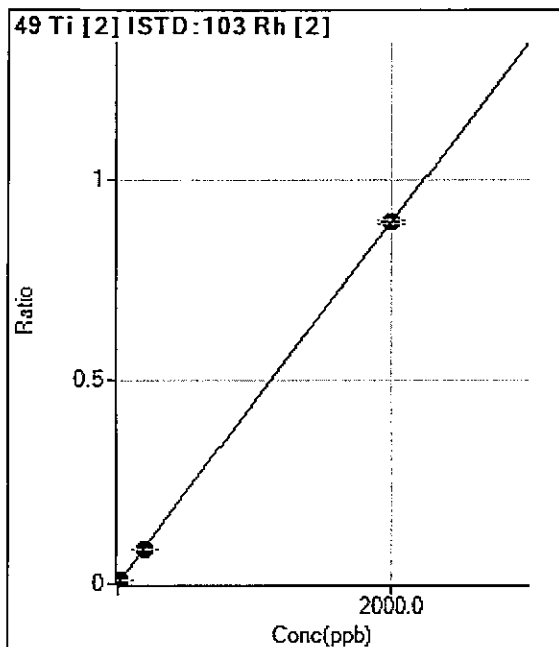
$$R = 1.0000$$

$$DL = 11.99$$

$$BEC = 7.311$$

Weight: None

Min Conc: <None>



	Rjct	Conc.	Calc Conc.	CPS	Ratio	Det.	RSD
1	<input type="checkbox"/>	0.000	0.000	0.00	0.0000	P	
2	<input type="checkbox"/>	2.000	1.883	70.00	0.0008	P	15.0
3	<input type="checkbox"/>	20.000	18.862	733.38	0.0084	P	17.2
4	<input type="checkbox"/>	200.000	187.266	7582.06	0.0836	P	0.6
5	<input type="checkbox"/>	2000.000	2001.285	77314.79	0.8930	P	1.2
6	<input type="checkbox"/>	400.000					

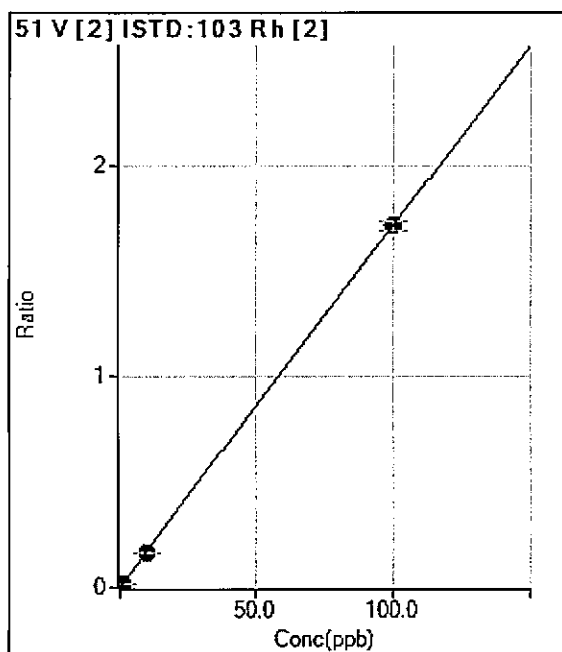
$$y = 4.4619\text{E-}004 * x + 0.0000\text{E+}000$$

$$R = 1.0000$$

$$DL = 0$$

Weight: None

Min Conc: <None>



	Rjct	Conc.	Calc Conc.	CPS	Ratio	Det.	RSD
1	<input type="checkbox"/>	0.000	0.000	42.67	0.0005	P	24.6
2	<input type="checkbox"/>	0.100	0.101	185.33	0.0022	P	17.8
3	<input type="checkbox"/>	1.000	0.967	1488.40	0.0171	P	1.2
4	<input type="checkbox"/>	10.000	9.495	14816.63	0.1633	P	2.0
5	<input type="checkbox"/>	100.000	100.051	148521.24	1.7161	P	2.4
6	<input type="checkbox"/>	20.000					

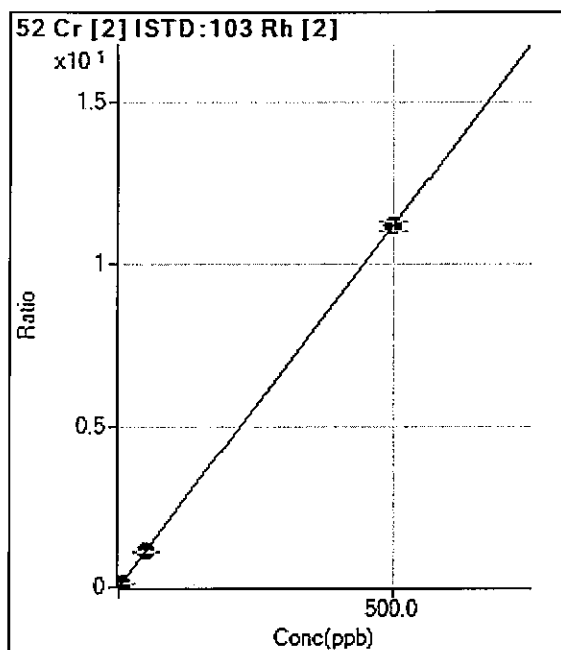
$$y = 0.0171 * x + 4.8935\text{E-}004$$

$$R = 1.0000$$

$$DL = 0.02105$$

Weight: None

Min Conc: <None>



	Rjct	Conc.	Calc Conc.	CPS	Ratio	Det.	RSD
1	<input type="checkbox"/>	0.000	0.000	1806.79	0.0207	P	5.3
2	<input type="checkbox"/>	0.500	0.569	2782.50	0.0334	P	4.7
3	<input type="checkbox"/>	5.000	5.065	11657.60	0.1337	P	3.5
4	<input type="checkbox"/>	50.000	48.250	99557.23	1.0976	P	2.8
5	<input type="checkbox"/>	500.000	500.174	968032.25	11.1846	P	2.3
6	<input type="checkbox"/>	100.000					

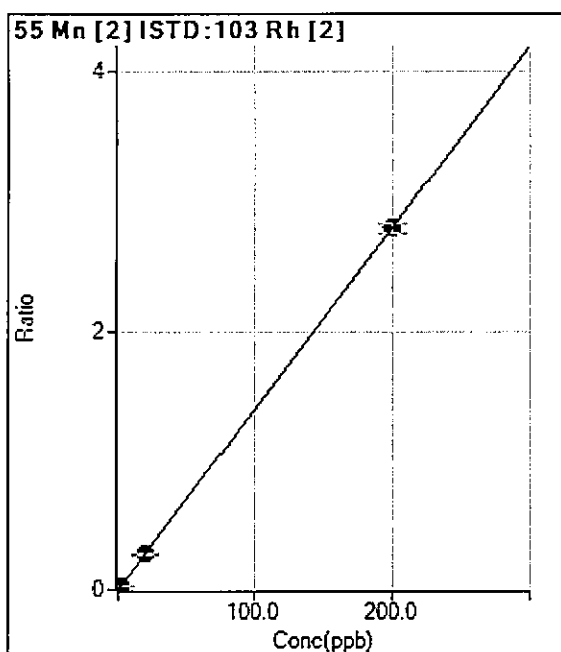
$$y = 0.0223 * x + 0.0207$$

$$R = 1.0000$$

$$DL = 0.1476$$

Weight: None

Min Conc: <None>



	Rjct	Conc.	Calc Conc.	CPS	Ratio	Det.	RSD
1	<input type="checkbox"/>	0.000	0.000	53.33	0.0006	P	34.1
2	<input type="checkbox"/>	0.200	0.174	253.34	0.0030	P	18.5
3	<input type="checkbox"/>	2.000	2.098	2603.59	0.0299	P	2.6
4	<input type="checkbox"/>	20.000	19.656	24925.68	0.2747	P	0.9
5	<input type="checkbox"/>	200.000	200.033	241468.47	2.7900	P	2.4
6	<input type="checkbox"/>	40.000					

$$y = 0.0139 * x + 6.1233E-004$$

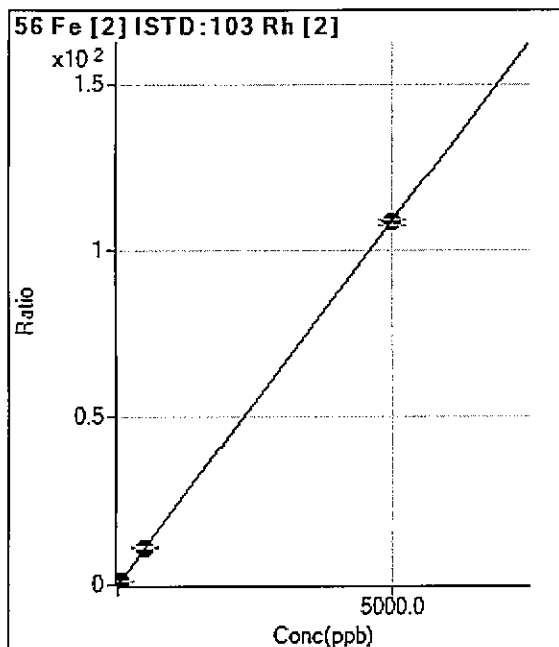
$$R = 1.0000$$

$$DL = 0.04491$$

$$BEC = 0.04391$$

Weight: None

Min Conc: <None>



	Rjct	Conc.	Calc Conc.	CPS	Ratio	Det.	RSD
1	<input type="checkbox"/>	0.000	0.000	2940.42	0.0336	P	10.1
2	<input type="checkbox"/>	5.000	5.804	13309.36	0.1597	P	6.8
3	<input type="checkbox"/>	50.000	54.821	106715.70	1.2242	P	0.9
4	<input type="checkbox"/>	500.000	512.540	1012800.64	11.1642	P	1.8
5	<input type="checkbox"/>	5000.000	4998.697	9399262.15	108.5877	A	1.9
6	<input type="checkbox"/>	1000.000					

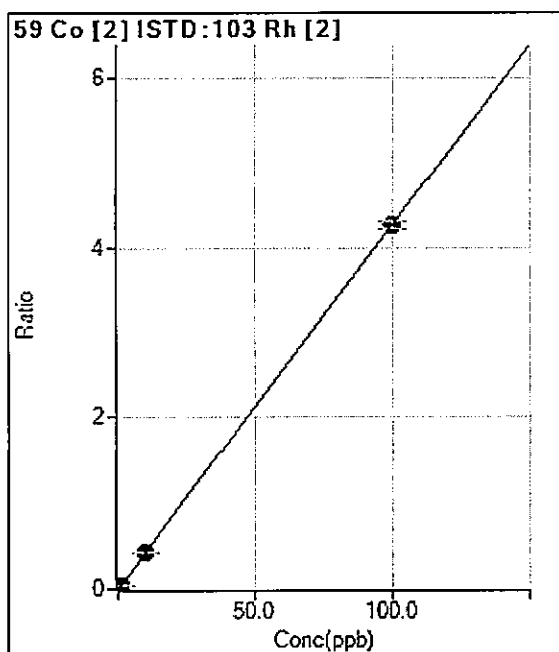
$$y = 0.0217 * x + 0.0336$$

$$R = 1.0000$$

$$DL = 0.471$$

Weight: None

Min Conc: <None>



	Rjct	Conc.	Calc Conc.	CPS	Ratio	Det.	RSD
1	<input type="checkbox"/>	0.000	0.000	24.45	0.0003	P	64.5
2	<input type="checkbox"/>	0.100	0.109	410.01	0.0049	P	11.3
3	<input type="checkbox"/>	1.000	1.040	3882.75	0.0445	P	5.0
4	<input type="checkbox"/>	10.000	10.001	38622.14	0.4257	P	1.7
5	<input type="checkbox"/>	100.000	99.999	368204.82	4.2542	P	2.3
6	<input type="checkbox"/>	20.000					

$$y = 0.0425 * x + 2.7916E-004$$

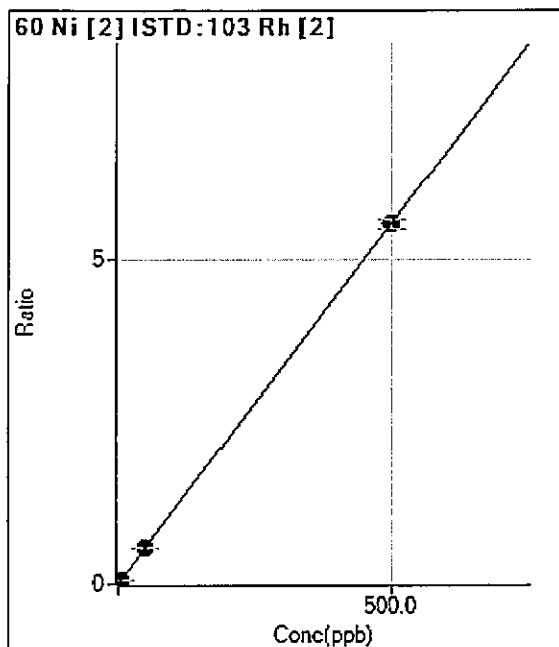
$$R = 1.0000$$

$$DL = 0.01269$$

$$BEC = 0.006562$$

Weight: None

Min Conc: <None>



	Rjct	Conc.	Calc Conc.	CPS	Ratio	Det.	RSD
1	<input type="checkbox"/>	0.000	0.000	148.89	0.0017	P	24.7
2	<input type="checkbox"/>	0.500	0.589	686.69	0.0082	P	5.6
3	<input type="checkbox"/>	5.000	5.378	5348.72	0.0614	P	2.4
4	<input type="checkbox"/>	50.000	49.810	50273.48	0.5543	P	2.5
5	<input type="checkbox"/>	500.000	500.015	480165.43	5.5484	P	2.7
6	<input type="checkbox"/>	100.000					

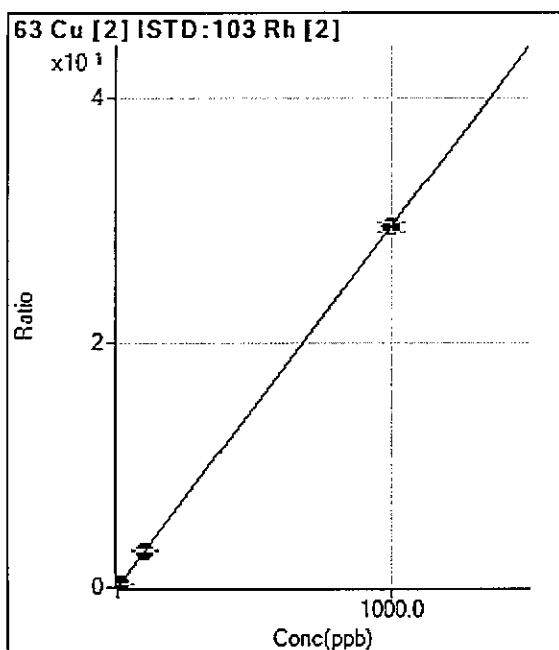
$$y = 0.0111 * x + 0.0017$$

$$R = 1.0000$$

$$DL = 0.1136$$

Weight: None

Min Conc: <None>



	Rjct	Conc.	Calc Conc.	CPS	Ratio	Det.	RSD
1	<input type="checkbox"/>	0.000	0.000	2712.49	0.0310	P	7.2
2	<input type="checkbox"/>	1.000	1.014	5081.99	0.0609	P	2.1
3	<input type="checkbox"/>	10.000	10.457	29601.34	0.3396	P	1.0
4	<input type="checkbox"/>	100.000	101.176	273592.54	3.0163	P	2.5
5	<input type="checkbox"/>	1000.000	999.878	2555743.79	29.5325	A	2.9
6	<input type="checkbox"/>	200.000					

$$y = 0.0295 * x + 0.0310$$

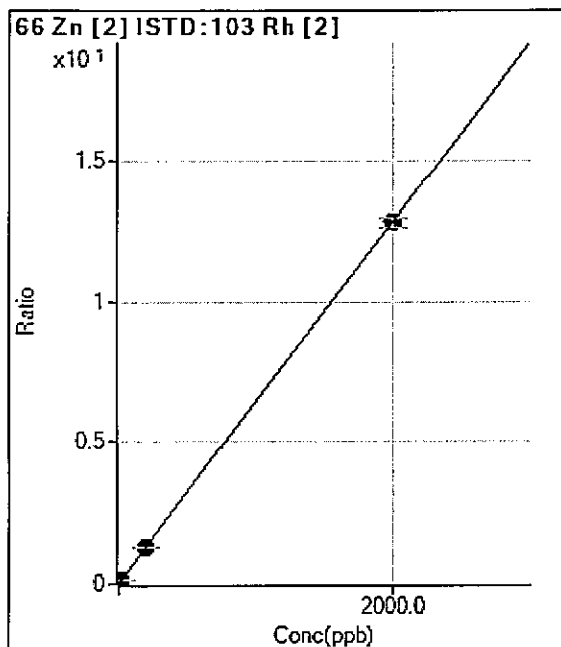
$$R = 1.0000$$

$$DL = 0.2278$$

$$BEC = 1.052$$

Weight: None

Min Conc: <None>



	Rjct	Conc.	Calc Conc.	CPS	Ratio	Det.	RSD
1	<input type="checkbox"/>	0.000	0.000	823.40	0.0094	P	2.0
2	<input type="checkbox"/>	2.000	0.601	1106.76	0.0133	P	10.3
3	<input type="checkbox"/>	20.000	20.884	12481.95	0.1432	P	3.5
4	<input type="checkbox"/>	200.000	200.530	117384.09	1.2938	P	1.9
5	<input type="checkbox"/>	2000.000	1999.940	1109397.35	12.8193	P	2.7
6	<input type="checkbox"/>	400.000					

$$y = 0.0064 * x + 0.0094$$

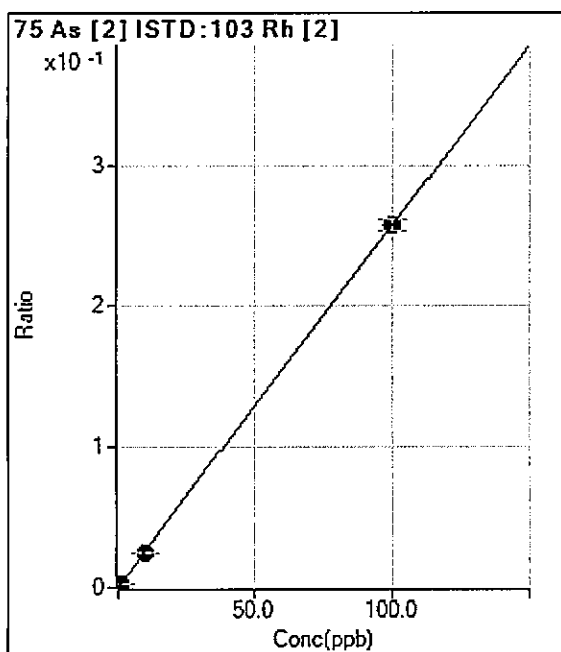
$$R = 1.0000$$

$$DL = 0.08941$$

$$BEC = 1.471$$

Weight: None

Min Conc: <None>



	Rjct	Conc.	Calc Conc.	CPS	Ratio	Det.	RSD
1	<input type="checkbox"/>	0.000	0.000	2.67	0.0000	P	114.4
2	<input type="checkbox"/>	0.100	0.094	22.67	0.0003	P	14.3
3	<input type="checkbox"/>	1.000	0.951	216.00	0.0025	P	1.9
4	<input type="checkbox"/>	10.000	9.513	2221.83	0.0245	P	4.9
5	<input type="checkbox"/>	100.000	100.049	22276.21	0.2574	P	3.1
6	<input type="checkbox"/>	20.000					

$$y = 0.0026 * x + 3.0732E-005$$

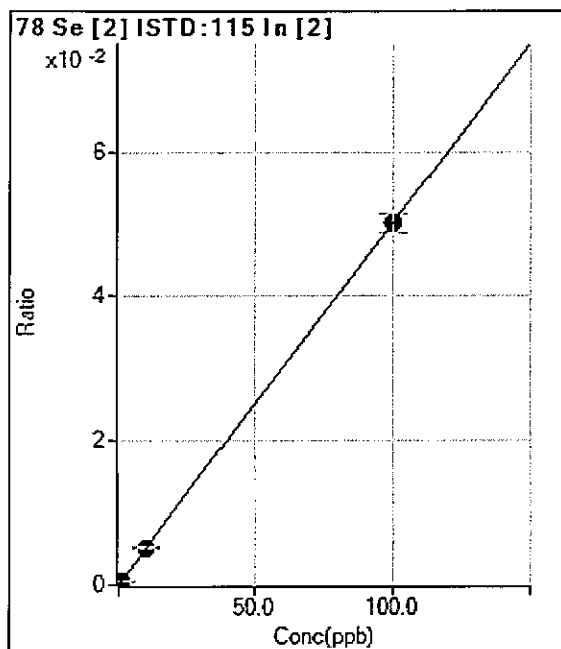
$$R = 1.0000$$

$$DL = 0.04101$$

$$BEC = 0.01195$$

Weight: None

Min Conc: <None>



	Rjct	Conc.	Calc Conc.	CPS	Ratio	Det.	RSD
1	<input type="checkbox"/>	0.000	0.000	0.67	0.0000	P	34.2
2	<input type="checkbox"/>	0.100	0.189	4.53	0.0001	P	61.5
3	<input type="checkbox"/>	1.000	1.154	26.00	0.0006	P	17.3
4	<input type="checkbox"/>	10.000	10.147	227.07	0.0051	P	7.3
5	<input type="checkbox"/>	100.000	99.984	2203.09	0.0501	P	5.2
6	<input type="checkbox"/>	20.000					

$$y = 5.0112\text{E-}004 * x + 1.5532\text{E-}005$$

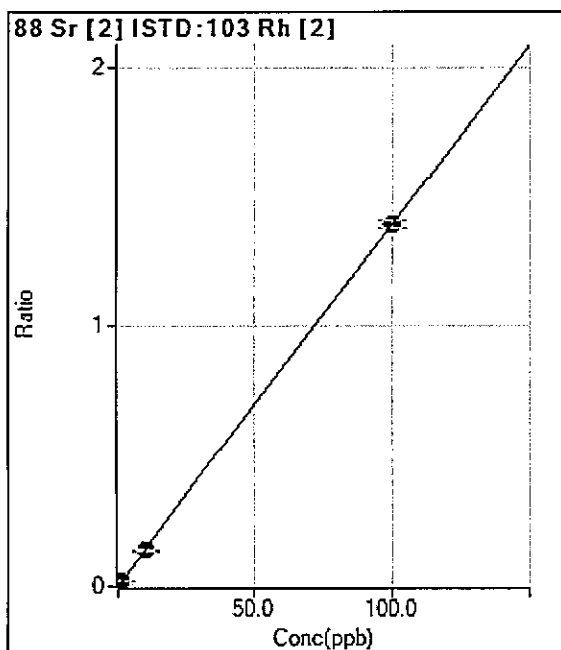
R = 1.0000

DL = 0.03181

BEC = 0.031

Weight: None

Min Conc: <None>



	Rjct	Conc.	Calc Conc.	CPS	Ratio	Det.	RSD
1	<input type="checkbox"/>	0.000	0.000	400.02	0.0046	P	21.5
2	<input type="checkbox"/>	0.100	0.082	476.71	0.0057	P	5.3
3	<input type="checkbox"/>	1.000	1.029	1643.50	0.0188	P	4.1
4	<input type="checkbox"/>	10.000	9.658	12565.54	0.1385	P	4.1
5	<input type="checkbox"/>	100.000	100.034	120500.88	1.3921	P	2.0
6	<input type="checkbox"/>	20.000					

$$y = 0.0139 * x + 0.0046$$

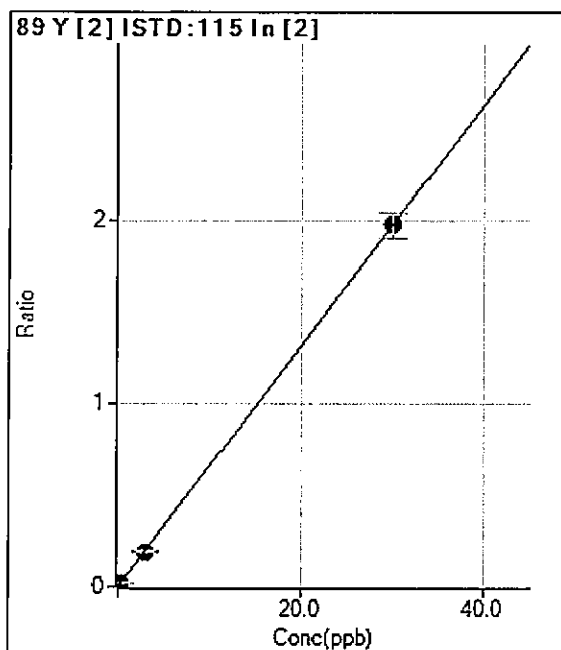
R = 1.0000

DL = 0.213

BEC = 0.3301

Weight: None

Min Conc: <None>



	Rjct	Conc.	Calc Conc.	CPS	Ratio	Det.	RSD
1	<input type="checkbox"/>	0.000	0.000	0.00	0.0000	P	
2	<input type="checkbox"/>	0.030	0.041	113.34	0.0027	P	49.5
3	<input type="checkbox"/>	0.300	0.307	883.40	0.0202	P	3.4
4	<input type="checkbox"/>	3.000	2.929	8586.06	0.1927	P	4.2
5	<input type="checkbox"/>	30.000	30.007	86761.97	1.9744	P	6.6
6	<input type="checkbox"/>	6.000					

$$y = 0.0658 * x + 0.0000E+000$$

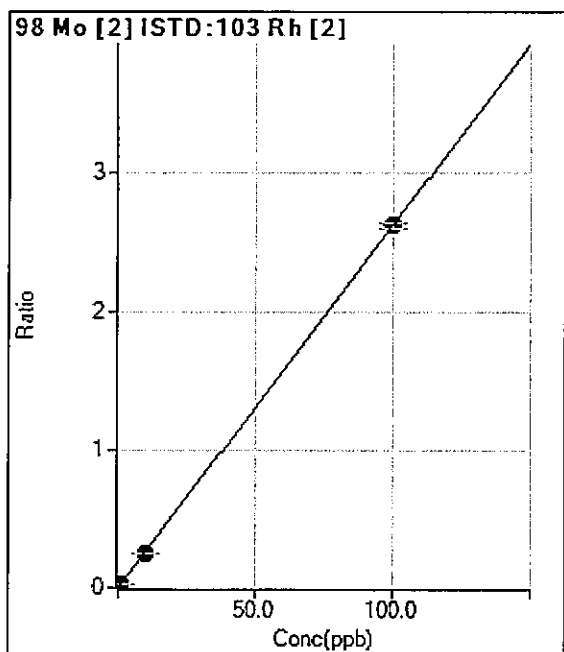
$$R = 1.0000$$

$$DL = 0$$

$$BEC = 0$$

Weight: None

Min Conc: <None>



	Rjct	Conc.	Calc Conc.	CPS	Ratio	Det.	RSD
1	<input type="checkbox"/>	0.000	0.000	11.11	0.0001	P	95.2
2	<input type="checkbox"/>	0.100	0.092	211.12	0.0025	P	6.4
3	<input type="checkbox"/>	1.000	0.993	2280.19	0.0262	P	1.4
4	<input type="checkbox"/>	10.000	9.455	22486.03	0.2479	P	3.2
5	<input type="checkbox"/>	100.000	100.055	226998.66	2.6224	P	1.8
6	<input type="checkbox"/>	20.000					

$$y = 0.0262 * x + 1.2609E-004$$

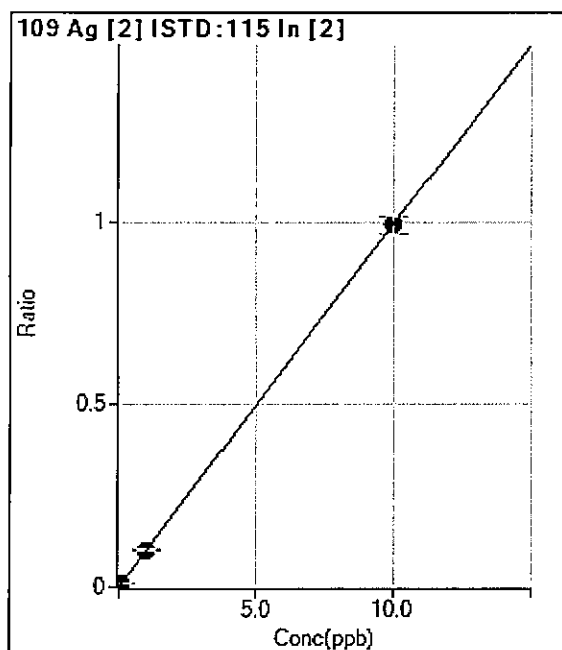
$$R = 1.0000$$

$$DL = 0.01375$$

$$BEC = 0.004811$$

Weight: None

Min Conc: <None>



	Rjct	Conc.	Calc Conc.	CPS	Ratio	Det.	RSD
1	<input type="checkbox"/>	0.000	0.000	6.66	0.0002	P	87.3
2	<input type="checkbox"/>	0.010	0.011	53.34	0.0013	P	20.7
3	<input type="checkbox"/>	0.100	0.106	466.68	0.0107	P	4.1
4	<input type="checkbox"/>	1.000	1.028	4565.17	0.1025	P	7.4
5	<input type="checkbox"/>	10.000	9.997	43755.88	0.9954	P	4.5
6	<input type="checkbox"/>	2.000					

$$y = 0.0995 * x + 1.5606E-004$$

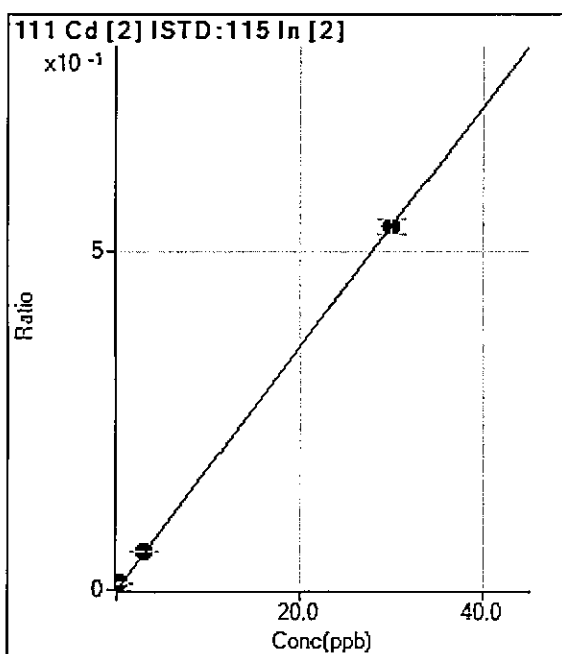
$$R = 1.0000$$

$$DL = 0.004106$$

$$BEC = 0.001568$$

Weight: None

Min Conc: <None>



	Rjct	Conc.	Calc Conc.	CPS	Ratio	Det.	RSD
1	<input type="checkbox"/>	0.000	0.000	0.66	0.0000	P	173.2
2	<input type="checkbox"/>	0.030	0.040	30.60	0.0007	P	31.9
3	<input type="checkbox"/>	0.300	0.588	460.63	0.0105	P	11.8
4	<input type="checkbox"/>	3.000	3.186	2545.24	0.0571	P	3.0
5	<input type="checkbox"/>	30.000	29.979	23630.53	0.5375	P	4.1
6	<input type="checkbox"/>	6.000					

$$y = 0.0179 * x + 1.5616E-005$$

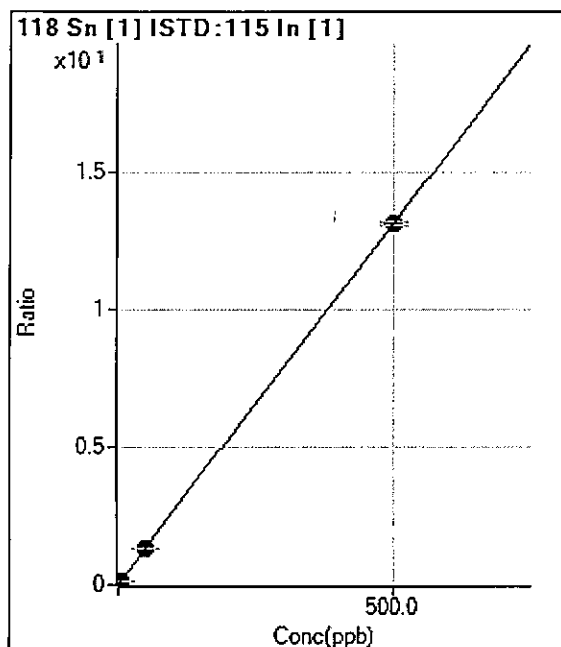
$$R = 1.0000$$

$$DL = 0.004526$$

$$BEC = 0.000871$$

Weight: None

Min Conc: <None>



	Rjct	Conc.	Calc Conc.	CPS	Ratio	Det.	RSD
1	<input type="checkbox"/>	0.000	0.000	346.69	0.0015	P	7.0
2	<input type="checkbox"/>	0.500	0.652	4217.44	0.0186	P	2.3
3	<input type="checkbox"/>	5.000	5.217	32795.56	0.1380	P	2.0
4	<input type="checkbox"/>	50.000	50.309	322665.61	1.3176	P	2.0
5	<input type="checkbox"/>	500.000	499.967	3140070.06	13.0804	A	0.9
6	<input type="checkbox"/>	100.000					

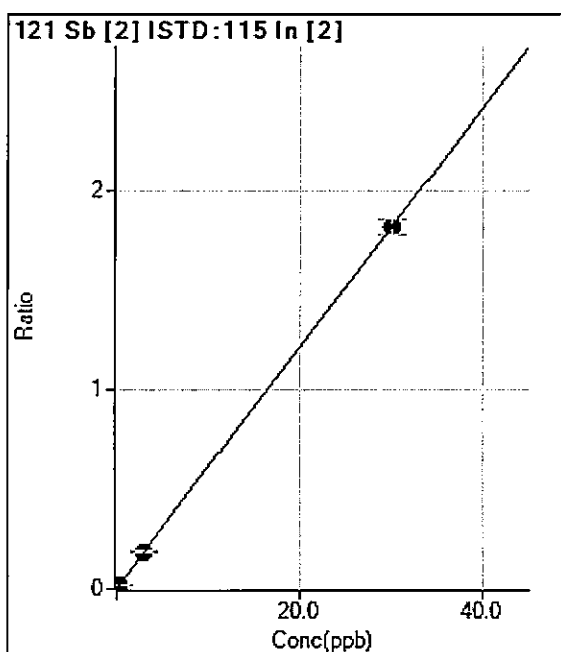
$$y = 0.0262 * x + 0.0015$$

$$R = 1.0000$$

$$DL = 0.01203$$

Weight: None

Min Conc: <None>



	Rjct	Conc.	Calc Conc.	CPS	Ratio	Det.	RSD
1	<input type="checkbox"/>	0.000	0.000	5.56	0.0001	P	91.7
2	<input type="checkbox"/>	0.030	0.039	104.45	0.0025	P	27.9
3	<input type="checkbox"/>	0.300	0.327	870.04	0.0199	P	3.3
4	<input type="checkbox"/>	3.000	3.075	8286.74	0.1861	P	3.2
5	<input type="checkbox"/>	30.000	29.992	79730.95	1.8136	P	4.2
6	<input type="checkbox"/>	6.000					

$$y = 0.0605 * x + 1.3074E-004$$

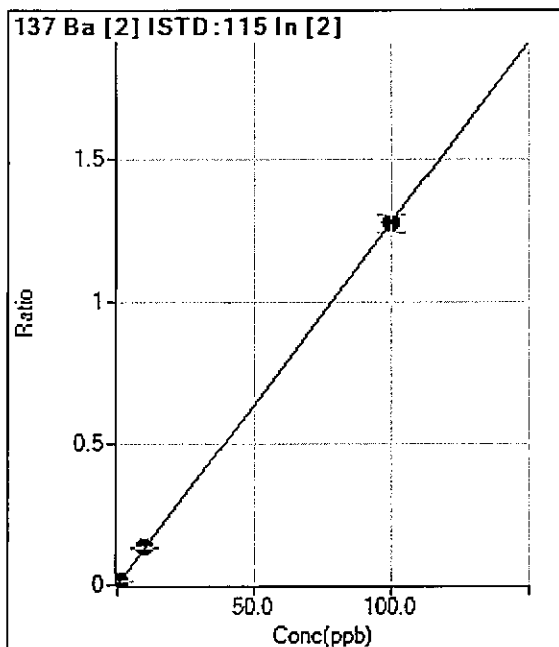
$$R = 1.0000$$

$$DL = 0.005946$$

$$BEC = 0.002162$$

Weight: None

Min Conc: <None>



	Rjct	Conc.	Calc Conc.	CPS	Ratio	Det.	RSD
1	<input type="checkbox"/>	0.000	0.000	23.33	0.0005	P	89.2
2	<input type="checkbox"/>	0.100	0.136	96.67	0.0023	P	37.9
3	<input type="checkbox"/>	1.000	1.251	720.05	0.0165	P	4.1
4	<input type="checkbox"/>	10.000	10.335	5881.41	0.1321	P	9.1
5	<input type="checkbox"/>	100.000	99.964	55965.69	1.2732	P	5.1
6	<input type="checkbox"/>	20.000					

$$y = 0.0127 * x + 5.4887E-004$$

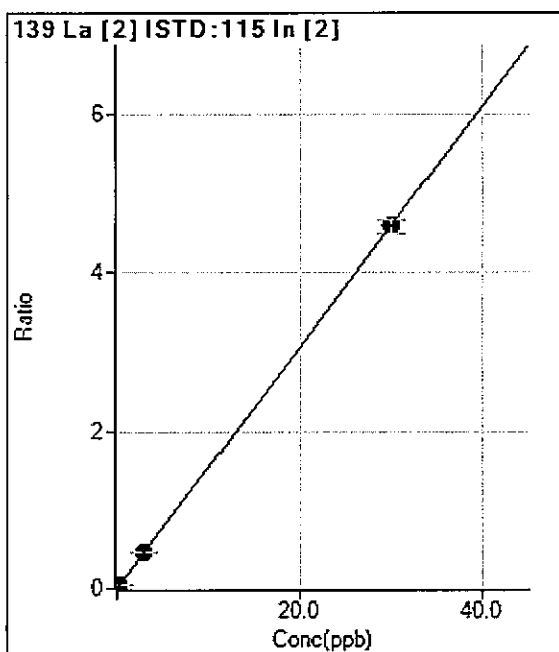
$$R = 1.0000$$

$$DL = 0.1154$$

$$BEC = 0.04311$$

Weight: None

Min Conc: <None>



	Rjct	Conc.	Calc Conc.	CPS	Ratio	Det.	RSD
1	<input type="checkbox"/>	0.000	0.000	70.00	0.0016	P	56.0
2	<input type="checkbox"/>	0.030	0.035	293.37	0.0069	P	48.8
3	<input type="checkbox"/>	0.300	0.310	2140.25	0.0490	P	12.0
4	<input type="checkbox"/>	3.000	3.001	20500.99	0.4603	P	2.8
5	<input type="checkbox"/>	30.000	30.000	201680.62	4.5872	P	3.8
6	<input type="checkbox"/>	6.000					

$$y = 0.1529 * x + 0.0016$$

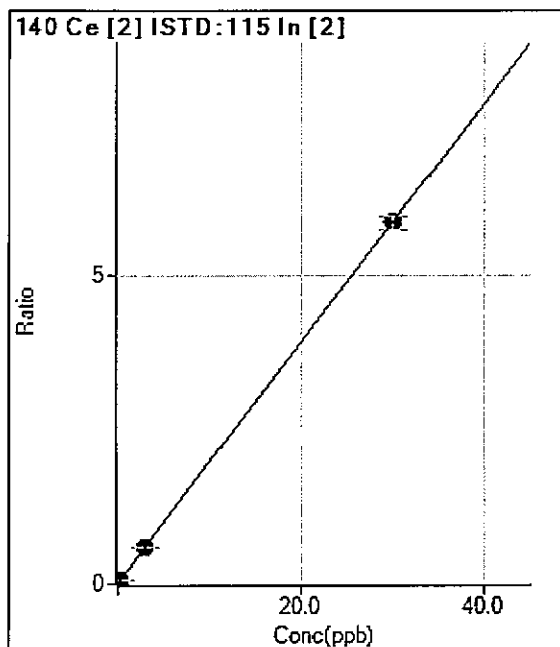
$$R = 1.0000$$

$$DL = 0.01786$$

$$BEC = 0.01064$$

Weight: None

Min Conc: <None>



	Rjct	Conc.	Calc Conc.	CPS	Ratio	Det.	RSD
1	<input type="checkbox"/>	0.000	0.000	150.01	0.0035	P	23.0
2	<input type="checkbox"/>	0.030	0.023	333.36	0.0079	P	12.4
3	<input type="checkbox"/>	0.300	0.306	2767.06	0.0633	P	2.2
4	<input type="checkbox"/>	3.000	3.020	26430.52	0.5934	P	1.1
5	<input type="checkbox"/>	30.000	29.998	257757.37	5.8625	P	3.7
6	<input type="checkbox"/>	6.000					

$$y = 0.1953 * x + 0.0035$$

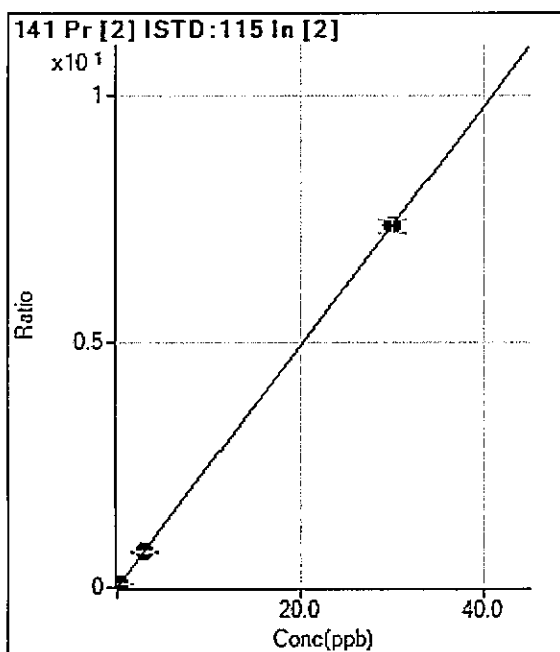
$$R = 1.0000$$

$$DL = 0.01236$$

$$BEC = 0.01789$$

Weight: None

Min Conc: <None>



	Rjct	Conc.	Calc Conc.	CPS	Ratio	Det.	RSD
1	<input type="checkbox"/>	0.000	0.000	10.00	0.0002	P	173.2
2	<input type="checkbox"/>	0.030	0.027	283.35	0.0068	P	23.9
3	<input type="checkbox"/>	0.300	0.301	3237.18	0.0740	P	2.6
4	<input type="checkbox"/>	3.000	2.948	32171.47	0.7223	P	2.1
5	<input type="checkbox"/>	30.000	30.005	323194.64	7.3506	P	3.6
6	<input type="checkbox"/>	6.000					

$$y = 0.2450 * x + 2.2951E-004$$

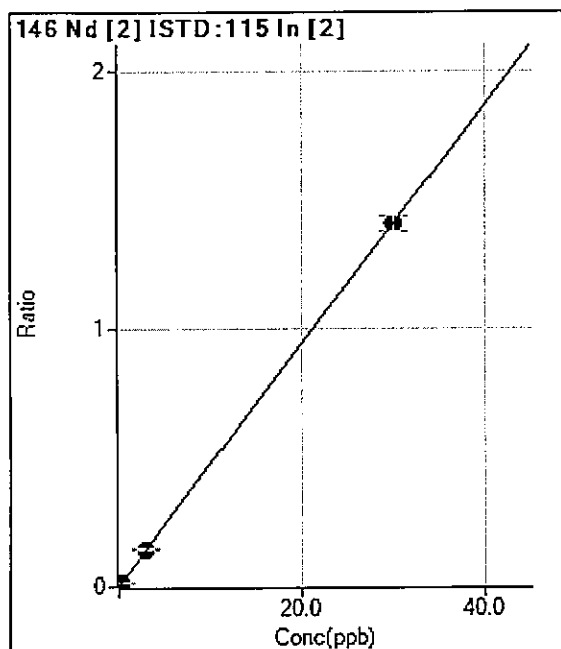
$$R = 1.0000$$

$$DL = 0.004868$$

$$BEC = 0.0009369$$

Weight: None

Min Conc: <None>



	Rjct	Conc.	Calc Conc.	CPS	Ratio	Det.	RSD
1	<input type="checkbox"/>	0.000	0.000	0.00	0.0000	P	
2	<input type="checkbox"/>	0.030	0.027	53.34	0.0012	P	54.5
3	<input type="checkbox"/>	0.300	0.327	670.05	0.0153	P	16.4
4	<input type="checkbox"/>	3.000	3.044	6351.58	0.1426	P	4.9
5	<input type="checkbox"/>	30.000	29.995	61762.07	1.4048	P	4.1
6	<input type="checkbox"/>	6.000					

$$y = 0.0468 * x + 0.0000E+000$$

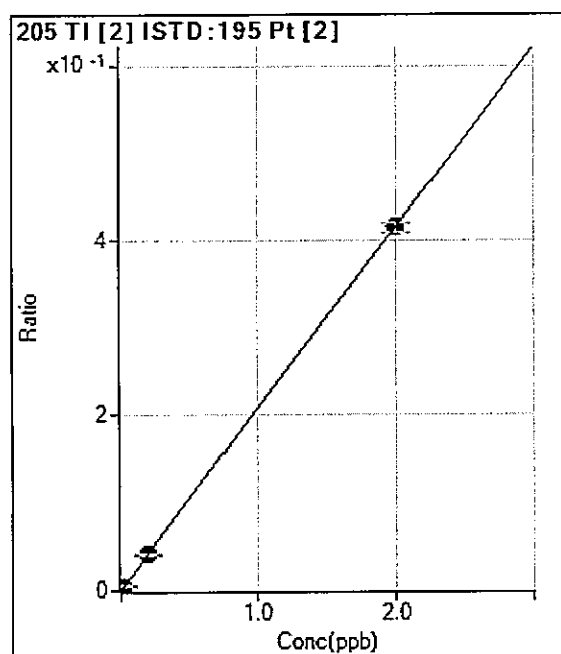
$$R = 1.0000$$

$$DL = 0$$

$$BEC = 0$$

Weight: None

Min Conc: <None>



	Rjct	Conc.	Calc Conc.	CPS	Ratio	Det.	RSD
1	<input type="checkbox"/>	0.000	0.000	10.00	0.0002	P	38.4
2	<input type="checkbox"/>	0.002	0.002	29.52	0.0006	P	27.0
3	<input type="checkbox"/>	0.020	0.024	254.29	0.0052	P	12.5
4	<input type="checkbox"/>	0.200	0.198	2067.78	0.0413	P	7.7
5	<input type="checkbox"/>	2.000	2.000	20544.24	0.4149	P	2.6
6	<input type="checkbox"/>	0.400					

$$y = 0.2074 * x + 2.0721E-004$$

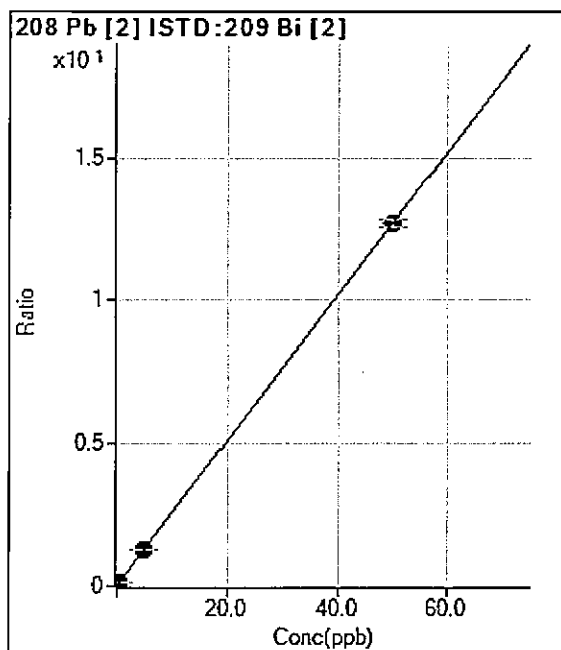
$$R = 1.0000$$

$$DL = 0.001151$$

$$BEC = 0.0009993$$

Weight: None

Min Conc: <None>



	Rjct	Conc.	Calc Conc.	CPS	Ratio	Det.	RSD
1	<input type="checkbox"/>	0.000	0.000	450.03	0.0078	P	35.7
2	<input type="checkbox"/>	0.050	0.051	1156.75	0.0208	P	20.7
3	<input type="checkbox"/>	0.500	0.554	8754.82	0.1481	P	4.7
4	<input type="checkbox"/>	5.000	4.951	77433.09	1.2624	P	0.9
5	<input type="checkbox"/>	50.000	50.004	744710.33	12.6799	P	2.0
6	<input type="checkbox"/>	10.000					

$$y = 0.2534 * x + 0.0078$$

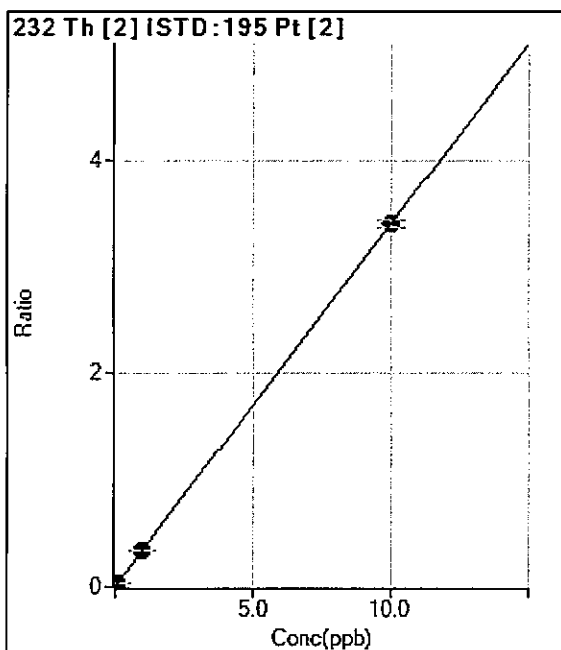
R = 1.0000

DL = 0.03292

BEC = 0.03075

Weight: None

Min Conc: <None>



	Rjct	Conc.	Calc Conc.	CPS	Ratio	Det.	RSD
1	<input type="checkbox"/>	0.000	0.000	6.67	0.0001	P	86.6
2	<input type="checkbox"/>	0.010	0.006	104.45	0.0022	P	2.1
3	<input type="checkbox"/>	0.100	0.084	1410.10	0.0288	P	11.3
4	<input type="checkbox"/>	1.000	0.996	16992.38	0.3391	P	2.3
5	<input type="checkbox"/>	10.000	10.001	168473.86	3.4025	P	2.0
6	<input type="checkbox"/>	2.000					

$$y = 0.3402 * x + 1.3860E-004$$

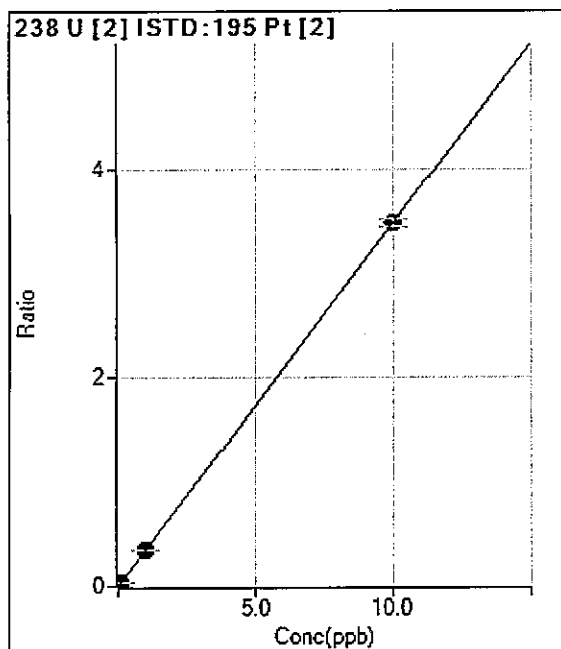
R = 1.0000

DL = 0.001058

BEC = 0.0004074

Weight: None

Min Conc: <None>



	Rjct	Conc.	Calc Conc.	CPS	Ratio	Det.	RSD
1	<input type="checkbox"/>	0.000	0.000	1.11	0.0000	P	173.2
2	<input type="checkbox"/>	0.010	0.011	177.78	0.0038	P	8.6
3	<input type="checkbox"/>	0.100	0.097	1640.12	0.0337	P	8.2
4	<input type="checkbox"/>	1.000	1.000	17412.81	0.3474	P	1.1
5	<input type="checkbox"/>	10.000	10.000	172019.04	3.4741	P	2.2
6	<input type="checkbox"/>	2.000					

$$y = 0.3474 * x + 2.3174E-005$$

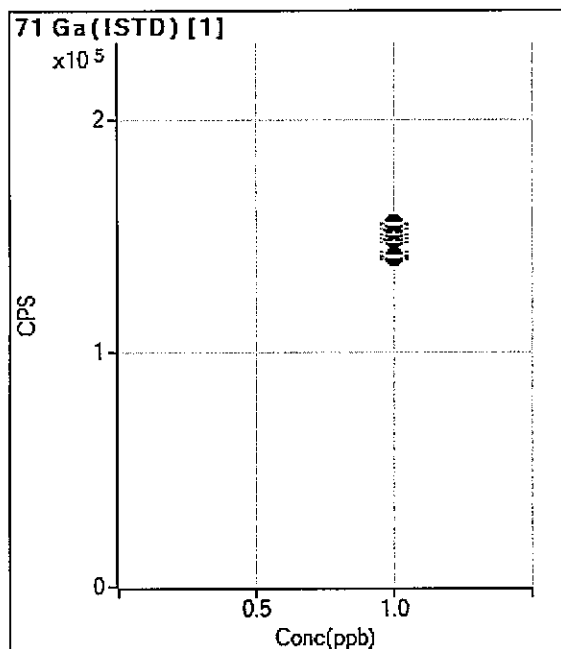
$$R = 1.0000$$

$$DL = 0.0003466$$

$$BEC = 6.67E-05$$

Weight: None

Min Conc: <None>



	Rjct	Conc.	Calc Conc.	CPS	Ratio	Det.	RSD
1	<input type="checkbox"/>	1.000		141175.37		P	2.2
2	<input type="checkbox"/>	1.000		140833.26		P	0.6
3	<input type="checkbox"/>	1.000		148093.97		P	1.4
4	<input type="checkbox"/>	1.000		151978.79		P	1.7
5	<input type="checkbox"/>	1.000		155160.03		P	0.9
6	<input type="checkbox"/>	1.000					



Miscellaneous

ALS Laboratory Group

METALS DIGESTION WORKSHEET

Digestion Date 9/04/13 HCl Lot No. 35187

Digestion Batch 1P130904-2 HNO₃ Lot No. 1111120

Temp 95 °C Peroxide Lot No. NA

Method: 200.2 Beaker Lot No. 141009-263 Initial Prep REM Final Prep REM

SOP/Rev: 806 R15 Avg. Beaker Wt. (g) 10.2 Prep Start Time 0900 Prep End Time 1800

Balance(s): 30 Pipet(s): M-60 Digestate Wt. (g) 50.38

ALS Laboratory Group

Form 805r20.xls (02/10/11)

[illegible]

435825