


Lat40°, Inc. 1635 Foxtrail Drive, Suite 325 Loveland, CO 970-776-3321




# LOCATION DRAWING

ULRICH PC G21-28D, G21-17D

SECTION: 21  
TOWNSHIP: 4N  
RANGE: 65W



IMPROVEMENTS:  
(DISTANCES MEASURED FROM THE ULRICH PC G21-17D LOCATION)

-  FIELD ROAD 57' SW
-  EX. PRODUCTION EQUIPMENT 110' SW, 577' SW (NOBLE)
-  EX. WELL 47' S

NEAREST: BUILDING 770' NW, PUBLIC ROAD (JUBILEE WAY) 1280' NW,  
ABOVE GROUND UTILITY 1310' NW, RAILROAD 5280'+, PROPERTY LINE 512' N

