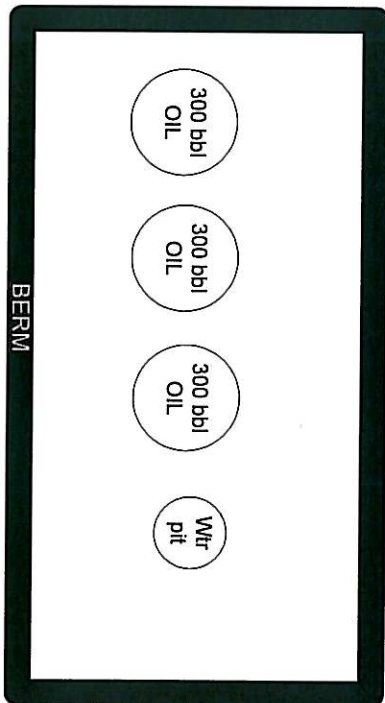




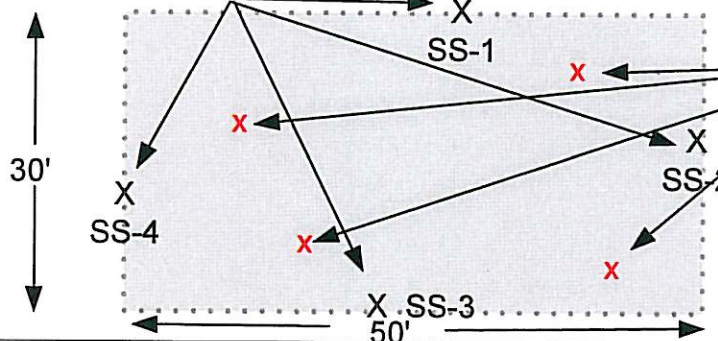
Lease Road

Road Base



Wall composite
samples taken at
3' to 4' 6" below
surface
SS-1 thru SS-4

Skim pit
composite
Samples taken
at 3' to 4' 6"
below surface
SS-SP-C



Evaporation pit
floor composite
Sample points
taken at 6"
below surface
SS-C-EP