



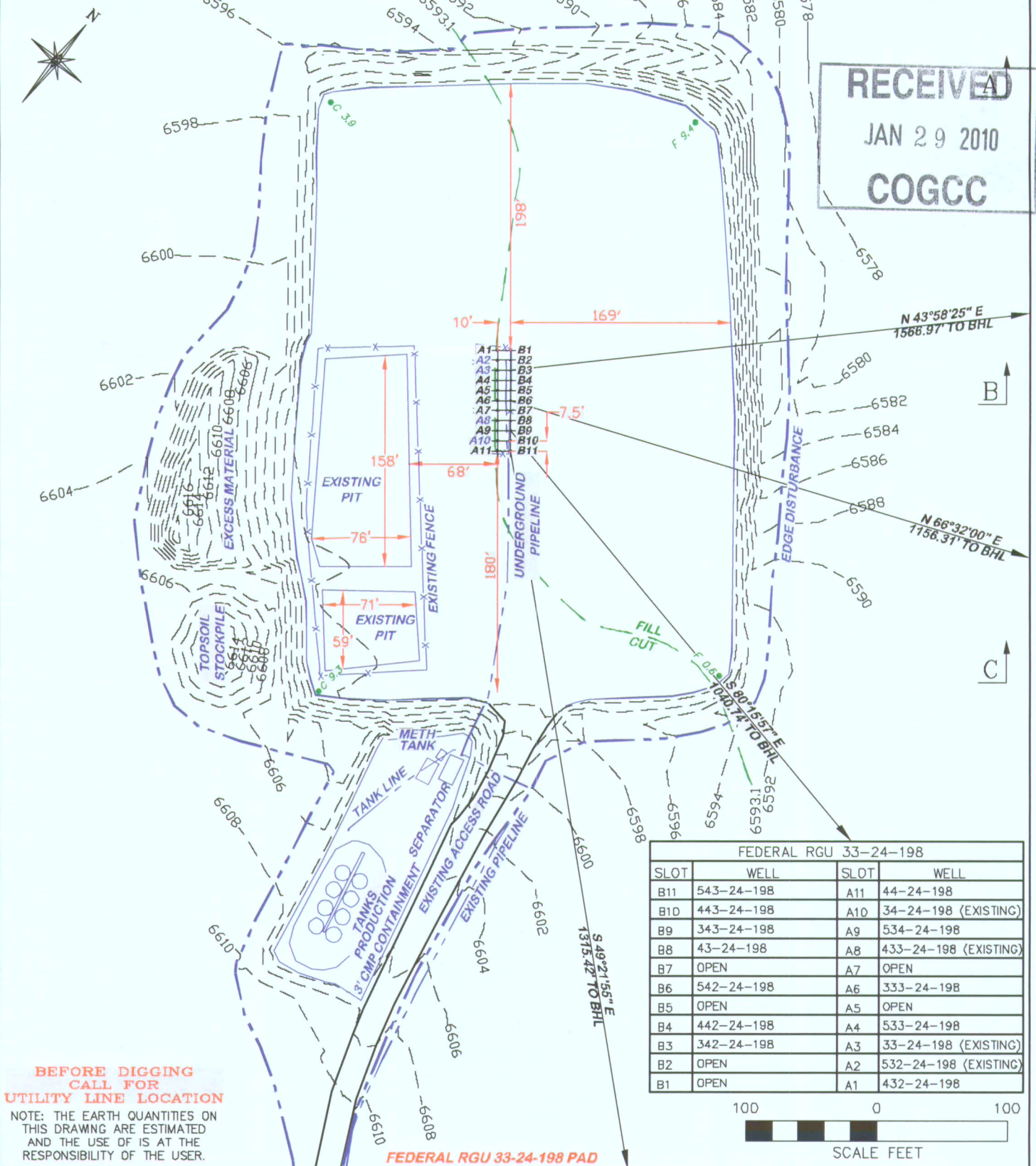
2095264 Construction Layout Drawings

1 of 4

EXISTING ELEVATION: 6593.1'
EXISTING DISTURBANCE AREA: 6.2± ACRES

2A ATTACHMENT
8A

RECEIVED
JAN 29 2010
COGCC



RIFFIN & ASSOCIATES, INC.

(307) 382-5028

1414 ELK ST., ROCK SPRINGS, WY 82901

DRAWN: 5/20/09 - MMM

SCALE: 1" = 100'

REVISED: 1/6/10 - MMM

DRG JOB No. 14061

MISC. REVISIONS

EXHIBIT 2 - SHEET 1 OF 2

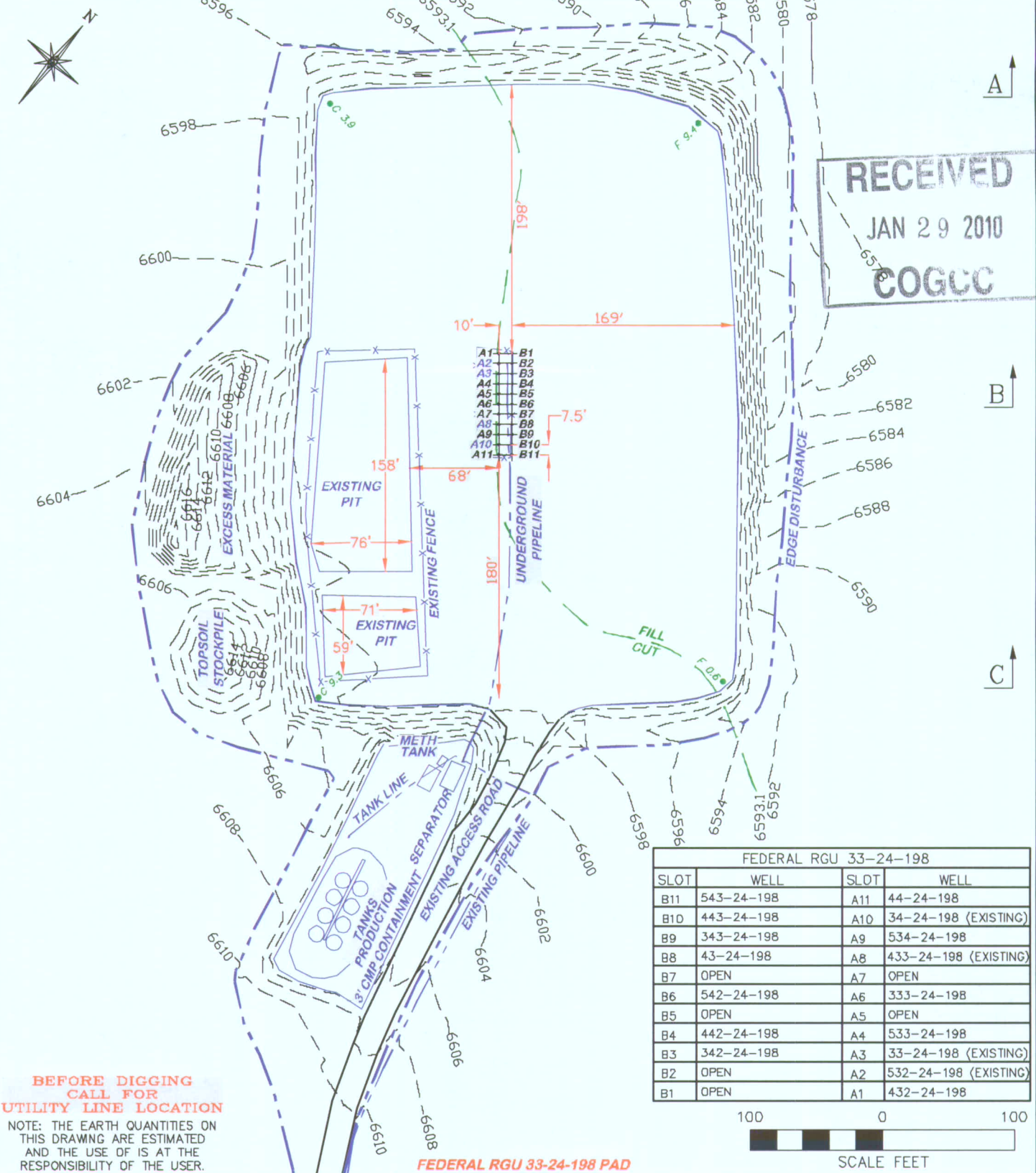
CONSTRUCTION LAYOUT DRAWING 1 OF 4

WILLIAMS PRODUCTION RMT COMPANY
FEDERAL RGU 33, 34, 43, 44, 333, 342, 343, 432, 433, 442,
443, 532, 533, 534, 542, 543-24-198
NWSE, SECTION 24, T. 1 S., R. 98 W., 6th P.M.

EXISTING ELEVATION: 6593.1'

EXISTING ELEVATION: 6593.1'
EXISTING DISTURBANCE AREA: 6.2± ACRES

2A ATTACHMENT
8A



DRG RIFFIN & ASSOCIATES, INC.
(307) 362-5028 1414 ELK ST., ROCK SPRINGS, WY 82901

DRAWN: 1/6/09 - MMM

SCALE: 1" = 100'

REVISED: NA

DRG JOB No. 14061

EXHIBIT 2 - SHEET 2 OF 2

CONSTRUCTION LAYOUT DRAWING 2 OF 4

WILLIAMS PRODUCTION RMT COMPANY
FEDERAL RGU 33, 34, 43, 44, 333, 342, 343, 432, 433, 442,
443, 532, 533, 534, 542, 543-24-198
NWSE, SECTION 24, T. 1 S., R. 98 W., 6th P.M.

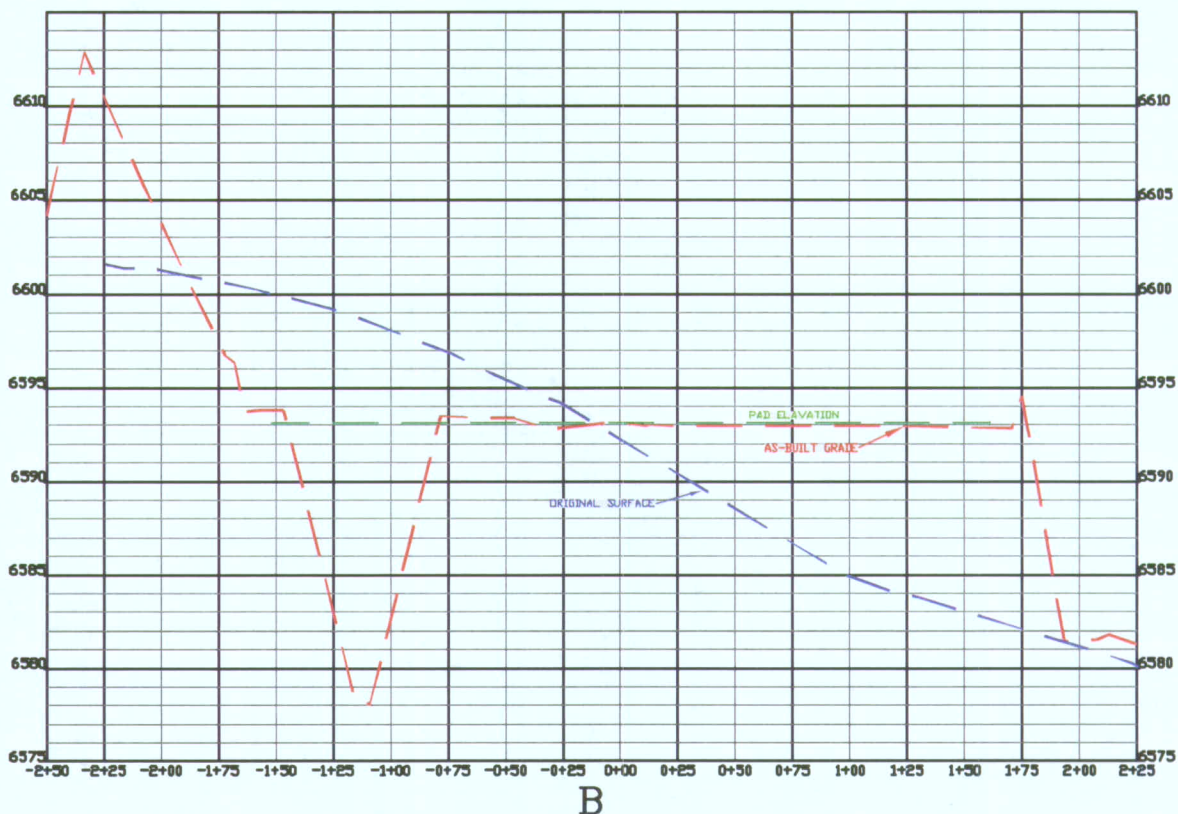
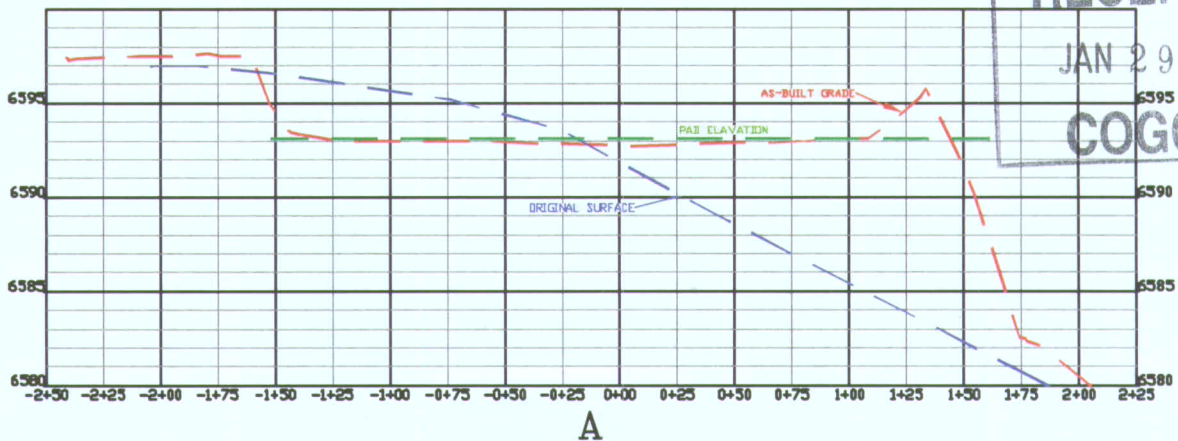
EXISTING ELEVATION: 6593.1'

**2A ATTACHMENT
8B**

RECEIVED

JAN 29 2010

COGCC



FEDERAL RGU 33-24-198 PAD



RIFFIN & ASSOCIATES, INC.

(307) 362-5028

1414 ELK ST., ROCK SPRINGS, WY 82901

DRAWN: 6/28/06 - ADB

HORZ. 1" = 80' VERT. 1" = 10'

REVISED: 1/7/10 - MMM

DRG JOB No. 14061

MISC. REVISIONS

EXHIBIT 3 - SHEET 1 OF 2

CONSTRUCTION LAYOUT DRAWING 3 OF 4

**WILLIAMS PRODUCTION RMT COMPANY
FEDERAL RGU 33, 34, 43, 44, 333, 342, 343, 432,
433, 442, 443, 532, 533, 534, 542, 543-24-198
NWSE, SECTION 24, T. 1 S., R. 98 W., 6th P.M.**

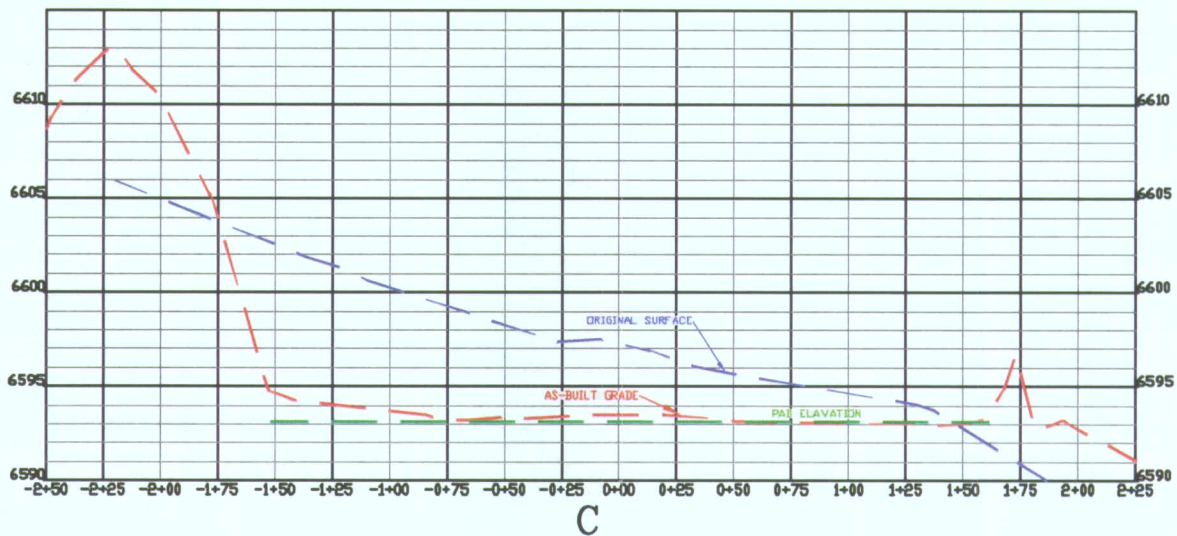
EXISTING ELEVATION: 6593.1'

**2A ATTACHMENT
8B**

RECEIVED

JAN 29 2010

COGCC



FEDERAL RGU 33-24-198 PAD

DRG RIFFIN & ASSOCIATES, INC.
(307) 362-5028 1414 ELK ST., ROCK SPRINGS, WY 82901

CONSTRUCTION LAYOUT DRAWING 4 OF 4

**WILLIAMS PRODUCTION RMT COMPANY
FEDERAL RGU 33, 34, 43, 44, 333, 342, 343, 432,
433, 442, 443, 532, 533, 534, 542, 543-24-198
NWSE, SECTION 24, T. 1 S., R. 98 W., 6th P.M.**

DRAWN: 6/28/06 - ADB

HORZ. 1" = 80' VERT. 1" = 10'

REVISED: 1/7/10 - MMM

DRG JOB No. 14061

MISC. REVISIONS

EXHIBIT 3 - SHEET 2 OF 2

EXISTING ELEVATION: 6593.1'