

WILLIAMS PRODUCTION RMT INC
1515 Arapahoe St. Tower III
Suite 1000
DENVER, CO 80202

Puckett WGV 21-23-697

Cameo
Garfield County, CO

Sales Order: 5427125

Post Job Report

For: Mr. Keith Hofland
Date: Thursday, October 18, 2007

Notice: Although the information contained in this report is based on sound engineering practices, the copyright owner(s) does (do) not accept any responsibility whatsoever, in negligence or otherwise, for any loss or damage arising from the possession or use of the report whether in terms of correctness or otherwise. The application, therefore, by the user of this report or any part thereof, is solely at the user's own risk.

HALLIBURTON

Table of Contents

1.0	Well Information	4
1.1	Customer Information	4
1.2	Pipe Information	4
1.3	Perforation Intervals	4
2.0	Pumping Schedule	5
2.1	Designed Pumping Schedule	5
3.0	Actual Stage Summary	7
3.1	Stage Summary	7
4.0	Performance Highlights	8
4.1	Job Summary	8
4.2	Job Event Log	9
5.0	Attachments	11
5.1	Treatment Chart	11
5.2	Chemical Chart	12
5.3	Average Chart	13

1.0 WELL INFORMATION

1.1 Customer Information

Customer	WILLIAMS PRODUCTION RMT INC EBUSINE
Sales Order	5427125
Well Name	Puckett WGV
Interval	1
Well Number	21-23-697
Start Time	18-Oct-07 08:09:47
County	Garfield
State	Colorado
UWI/API	05-045-14154
Country	United States of America
H2S Present	Unknown
CO2 Present	Unknown
Customer Representative	Mr. Keith Hofland
Halliburton Representative	Mr. Austin Duckworth

1.2 Pipe Information

Equipment	Top MD ft	Bottom MD ft	OD in	ID in	Grade	Weight lb/ft
Surface Pipe	0.0	30.0	5.000	4.000		
Casing	0.0	9000.0	4.500	4.000	L-80	11.60

1.3 Perforation Intervals

Top MD ft	Bottom MD ft	Number of Shots	Perf Density spf	Perf Diameter in	Perf Formation
8620.0	8621.0	3	2.0	0.420	Cameo Perforation Interval
8702.0	8704.0	4	1.5	0.420	Cameo Perforation Interval
8759.0	8761.0	4	1.5	0.420	Cameo Perforation Interval
8835.0	8836.0	3	2.0	0.420	Cameo Perforation Interval
8867.0	8869.0	5	2.0	0.420	Cameo Perforation Interval

2.0 PUMPING SCHEDULE

2.1 Designed Pumping Schedule

Stage Number	Description	Fluid System	Clean Volume gal	Slurry Volume gal	Prop Conc Start lb/gal	Prop Conc End lb/gal	Prop Type	Prop Mass 100*lb	Rate Stage Start bpm	Rate Stage End bpm	Stage Time min
1	Acid	10%_Hydrochloric Acid	750	750	0.00	0.00			10.0	10.0	1.84
2	Pad	Waterfrac	10000	10000	0.00	0.00			48.0	48.0	4.96
3	Proppant Laden Fluid	Waterfrac	9000	9204	0.50	0.50	SAND-PREMIUM WHITE-20/40, BULK (100003678)	45.00	48.0	48.0	4.57
4	Proppant Laden Fluid	Waterfrac	16000	16544	0.75	0.75	SAND-PREMIUM WHITE-20/40, BULK (100003678)	120.00	48.0	48.0	8.21
5	Proppant Laden Fluid	Waterfrac	25000	26134	1.00	1.00	SAND-PREMIUM WHITE-20/40, BULK (100003678)	250.00	48.0	48.0	12.96
6	Proppant Laden Fluid	Waterfrac	25000	26417	1.25	1.25	SAND-PREMIUM WHITE-20/40, BULK (100003678)	312.50	48.0	48.0	13.10

Stage Number	Description	Fluid System	Clean Volume gal	Slurry Volume gal	Prop Conc Start lb/gal	Prop Conc End lb/gal	Prop Type	Prop Mass 100*lb	Rate Stage Start bpm	Rate Stage End bpm	Stage Time min
7	Proppant Laden Fluid	Waterfrac	16000	17089	1.50	1.50	SAND-PREMIUM WHITE-20/40, BULK (100003678)	240.00	48.0	48.0	8.48
8	Flush	Flush	5754	5754	0.00	0.00			48.0	48.0	2.85
Total			107504	111892				967.50			56.97

3.0 ACTUAL STAGE SUMMARY

3.1 Stage Summary

Stage Number	Start Time	Max Treating Pressure psi	Avg Treating Pressure psi	Max Slurry Rate bpm	Avg Slurry Rate bpm	Avg Clean Rate bpm	Slurry Volume gal	Clean Volume gal	Proppant Mass Pumped 100*lb	Avg HHP hp
1	12:39:57	3116	1270	12.7	7.3	7.3	753	753	0.00	229
2	12:42:35	4321	3110	49.2	37.3	37.3	10034	10034	0.00	2843
3	12:48:59	2654	2606	48.9	48.7	47.7	9182	9008	38.30	3108
4	12:53:28	2608	2592	49.3	48.6	47.1	16551	16025	115.96	3090
5	13:01:35	2612	2586	49.4	49.2	47.2	26082	25032	231.44	3115
6	13:14:12	2649	2608	49.3	49.1	46.5	26422	25018	309.55	3137
7	13:27:01	2706	2656	53.4	49.0	46.0	17069	16004	234.73	3191
8	13:35:19	6041	4288	49.9	44.9	44.9	5770	5770	0.00	4715
							111862	107644	929.98	

4.0 PERFORMANCE HIGHLIGHTS

4.1 Job Summary

Start Time	18-Oct-07 12:39:57	
End Time	18-Oct-07 13:40:11	

Engineering Notes		
Engineer on Location	Eric Holley	
Initial Rate(Breakdown)	8.4	bpm
Initial Pressure(Breakdown)	3112	psi
Max Rate	53.4	bpm
Max Pressure	6041	psi
Average Rate	49.1	bpm
Average Pressure	2713	psi
ISIP	NA	psi
Initial Frac Grad.	NA	psi/ft
ISDP	1178	psi
Final Frac Grad.	0.57	psi/ft
Initial Braden Head	-7	psi
Max Braden Head	-1	psi
Casing Type	4 1/2" 11.6 lb	in
Sand Used(Proppant delivered)	2960	sk
Proppant Pumped	962	sk
Proppant in Formation	962	sk
Maximum Proppant Concentration	1.5	lbs/gal
Initial Perfs Open	NA	
Perf Diameter	0.42	in
Acid + Pad Volume	256	bbl
SLF Volume	2169	bbl
Flush Volume	137	bbl
Job Notes: :Shut down for 2 hours before start of job to wait for wireline to go downhole :No ISIP taken per customer request :Brought trucks offline during flush due to high pressure :Job pumped to completion		

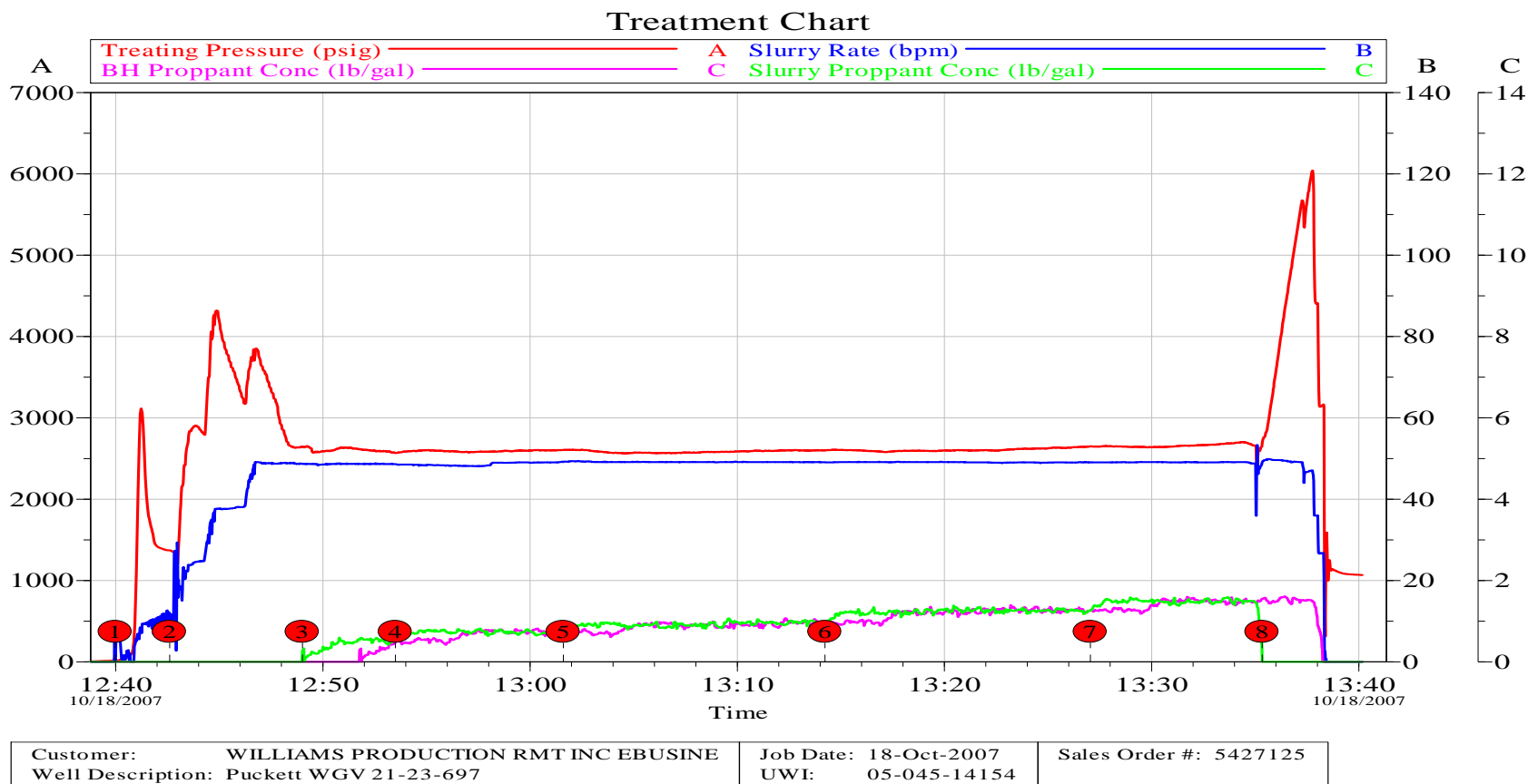
4.2 Job Event Log

Time	Description	Comment	Treating Pressure psi	Job Clean Vol gal	Job Proppant 100*lb
15-Oct-07 08:33:30	Start Job	Starting Job			
08:33:30	Next Treatment	Treatment Interval 1			
09:48:20	Pause	Suspending Job	0	5	0.00
18-Oct-07 12:23:23	Resume	Resuming Job	0	5	0.00
12:39:58	Stage 1	Acid	16	69	0.00
12:41:13	Break Formation	Break of 3112 psi @ 8.4 bpm	3110	202	0.00
12:42:36	Stage 2	Pad	1372	753	0.00
12:46:31	Other	Acid on formation	3713	5750	0.00
12:49:00	Stage 3	Proppant Laden Fluid	2643	10787	0.00
12:53:29	Stage 4	Proppant Laden Fluid	2569	19795	38.30
13:01:36	Stage 5	Proppant Laden Fluid	2605	35820	154.26
13:14:13	Stage 6	Proppant Laden Fluid	2599	60852	385.70
13:27:02	Stage 7	Proppant Laden Fluid	2649	85870	695.25
13:35:20	Stage 8	Flush	2655	101874	929.98
13:40:11	End Job	Ending Job	1069	107644	929.98

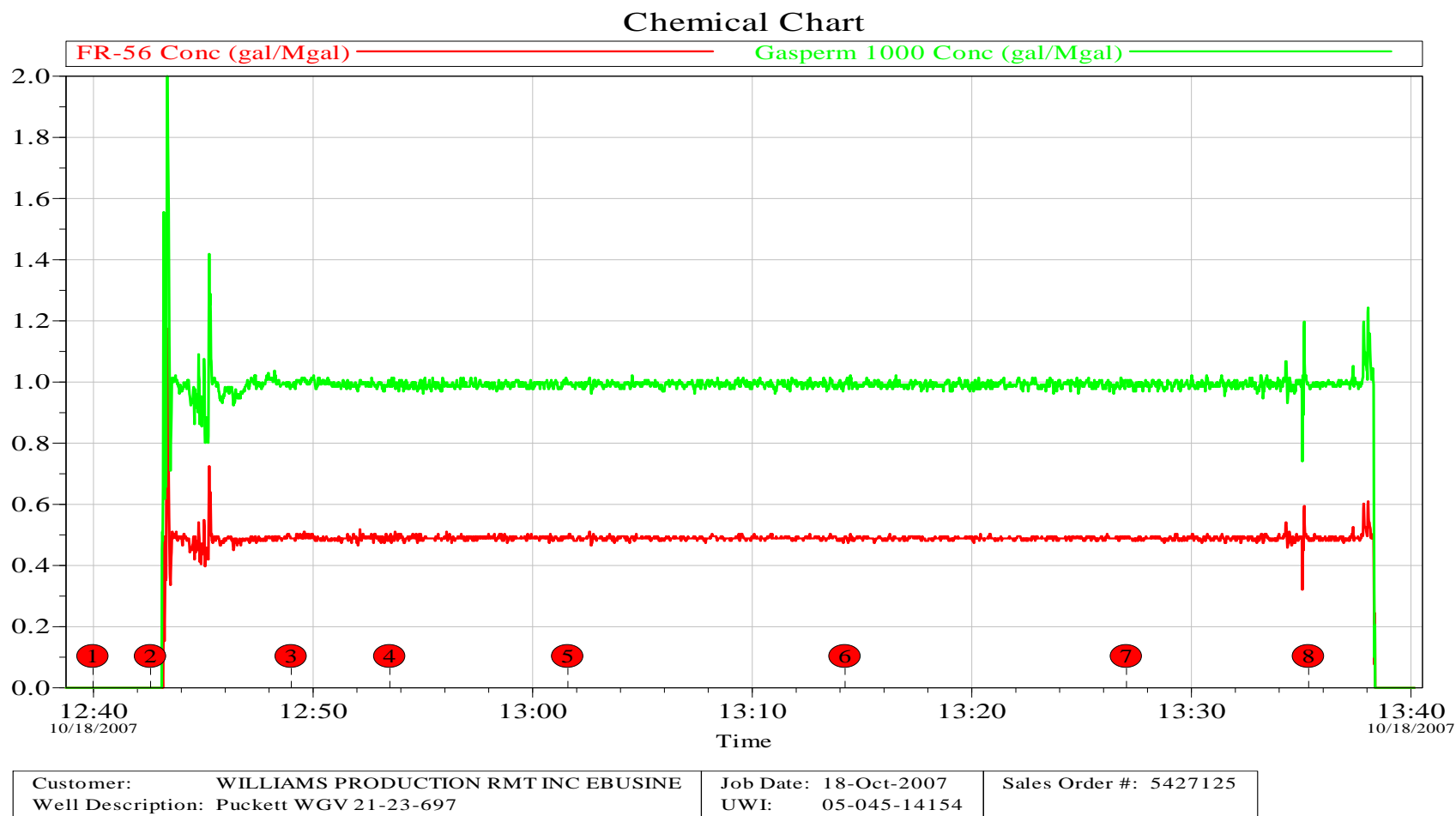
Time	Description	Comment	Stage At Blender	Slurry Rate bpm	N2 Pressure psi
15-Oct-07 08:33:30	Start Job	Starting Job			
08:33:30	Next Treatment	Treatment Interval 1			
09:48:20	Pause	Suspending Job	0	0.0	0
18-Oct-07 12:23:23	Resume	Resuming Job	0	0.0	0
12:39:58	Stage 1	Acid	0	0.7	-8
12:41:13	Break Formation	Break of 3112 psi @ 8.4 bpm	1	8.3	-7
12:42:36	Stage 2	Pad	1	11.1	-7
12:46:31	Other	Acid on formation	2	46.2	-6
12:49:00	Stage 3	Proppant Laden Fluid	2	48.7	-5
12:53:29	Stage 4	Proppant Laden Fluid	3	48.7	-5
13:01:36	Stage 5	Proppant Laden Fluid	4	49.1	-5
13:14:13	Stage 6	Proppant Laden Fluid	5	49.1	-3
13:27:02	Stage 7	Proppant Laden Fluid	6	49.1	-7
13:35:20	Stage 8	Flush	7	48.9	-7
13:40:11	End Job	Ending Job	8	0.0	-5

5.0 ATTACHMENTS

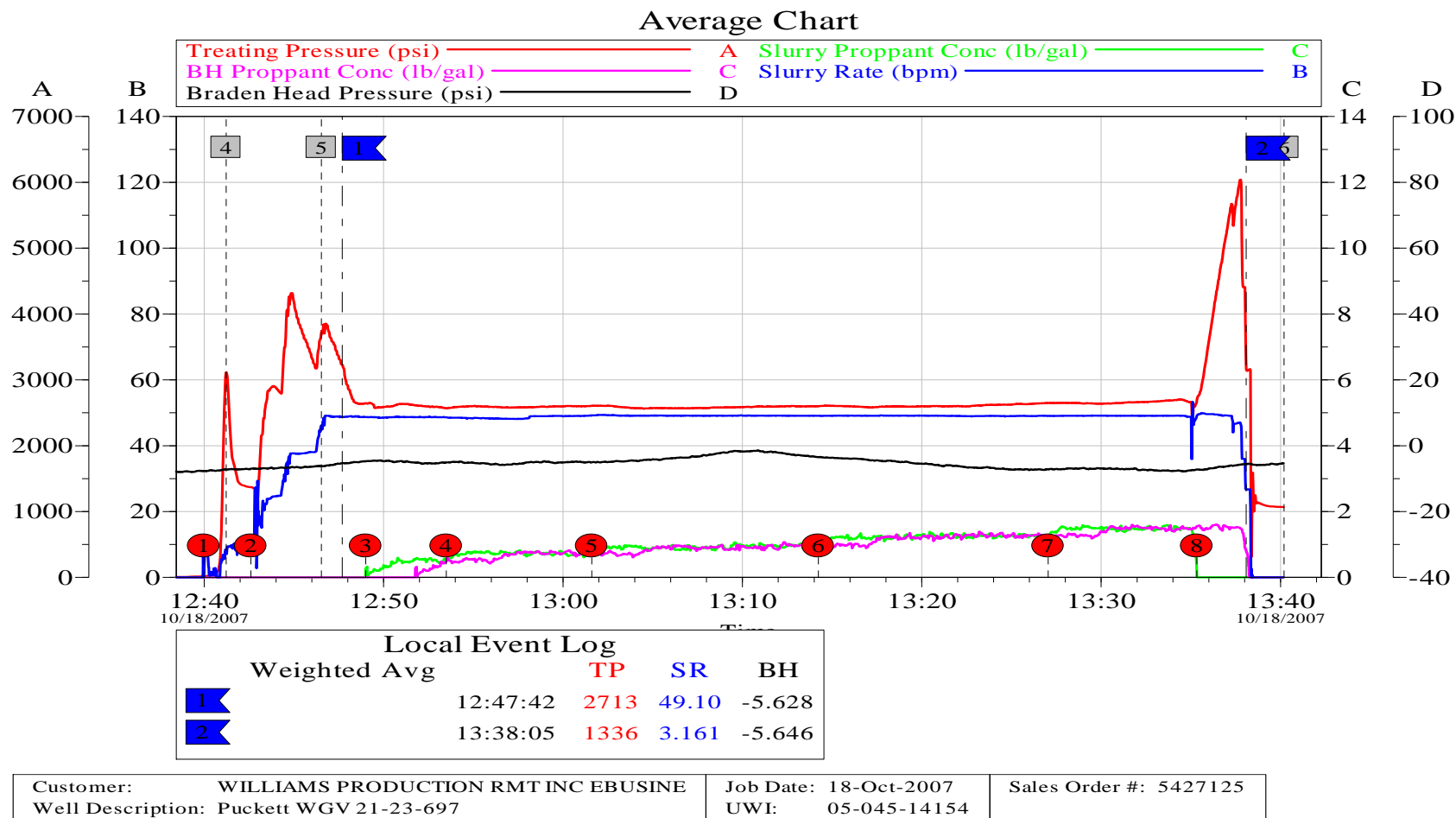
5.1 Treatment Chart



5.2 Chemical Chart



5.3 Average Chart





Exploration and Production Well Completion Procedure

Wellname: **Puckett WGV 21-23-697**
Location: **NENW S23 T6S R97W**
Field: **West Grand Valley**

Prepared By: Gabe D'Arthenay
office phone: (303) 606-4287
cell phone: (303) 570-8963

Date: **12-Oct-07**

Revision **0**

Frac 3-4 stages per day and flowback overnight (6 total stages).

15-20% quality CO₂ will be used on the last 2 stages.

Design frac pads for 10,000 gals on the first day's frac and reduce the remaining pads on the same day to 8,000 gals.

Flowback every night on 24/64" or 26/64" choke and filter water.

Surface Casing - 9-5/8" 36 & 40 lb/ft, J-55 LT&C (string min Burst: 2560 psi, Collapse: 1740 psi)
Surface Casing Depth - 2771'

Production Casing - 4-1/2" 11.6 lb/ft, I-80 (Burst: 7780 psi; Collapse: 6350 psi)
Production Casing Depth - 9282'

0.6528 gal/ft volume

Plug Back Depth - 9211' (casing float collar)
Maximum Recorded Temp - 240 F
Total Depth - 9260 ft (Driller's depth)

Correlate Log to - HES CH log dated 10/1/07
Cement Top - 6300'

Marker Joint - 6115'-6136'
Formation Tops:

Mesaverde	6,100 ft
Top Gas MV	7,100 ft
Cameo	8,570 ft
Rollins	9,000 ft

Notes: Max wellhead treating pressure will be set at **6,200** psi for all pumping operations.
3K Cameron wellhead; will need to utilize 10K mandrel for fracing operations
Call/e-mail Jaime Adkins (970) 285-9000 with gas flaring notice; jaime.adkins@state.co.us

1) Prepare well for completion:
Pressure test casing to **6,200** psi

3) Frac Well from bottom up per frac schedule:
MIRU RMWS. Perforate Cameo as follows with 25 gm/0.42" charges. Pump frac, flowback overnight & between frac days.

Zone: Cameo		Frac Stage 1			
Perforations:	TOP	BOTTOM	HOLES	GROSS PAY	COMMENT
Entry Pt	8,620	8,621	3	6 ft	
Entry Pt	8,702	8,704	4	24 ft	
Entry Pt	8,759	8,761	4	22 ft	
Entry Pt	8,835	8,836	3	20 ft	
Entry Pt	8,867	8,869	5	10 ft	
--					
--					
5 intervals 19 82 ft ~ 0.59 bpm/ft					
249 ft gross interval 25 gm/0.42" charges					
Plug Depth:	None				--
Casing Collar:					--
Breakdown:	None - Spearhead 750 gal 10% HCl Acid ahead of frac pad				
Frac:	design size: 91,000 gals gal sand laden fluid				
	fluids: Water with 0.5 gpt FR & 1.0 gpt Gas Perm surfactant				
	scale inhibitors: None				
	other comments: 20/40 Ottawa - 0.5 ppg increasing to 1.5 ppg				
	DO NOT SHUT DOWN FOR ISIP				
	ATTEMPT TO ACHIEVE 48 BPM RATE = 2.50 bpm/perf				

Total Water Volume:

106,800 gals
2,543 bbls

Total 20/40 Sand:

96,750 lbs

Total CO2:

0 tons

Sequence	Wtr Volume	Slurry Wtr	Proppant	CO2
Breakdown	None - Spearhead 750 gal 10% HCl Acid ahead of frac pad			
Pad	10,000 gals	full pad to start new day		
0.50 ppg	9,000 gals	10%	4,500 lbs	
0.75 ppg	16,000 gals	18%	12,000 lbs	
1.00 ppg	25,000 gals	27%	25,000 lbs	
1.25 ppg	25,000 gals	27%	31,250 lbs	
1.50 ppg	16,000 gals	18%	24,000 lbs	
Overflush	5,800 gals	Top perf + 3 bbls		
Totals	106,800 gals	100%	96,750 lbs	0 ton
	91,000 gals sand laden fluid			+ 15%
	1,110 gals sand laden fluid / ft sand			0 ton
	1,180 lbs sand / Ft Pay			

Zone: Mesaverde I		Frac Stage 2			
Perforations:	TOP	BOTTOM	HOLES	GROSS PAY	COMMENT
--					
Entry Pt	8,271	8,272	3	6 ft	
Entry Pt	8,303	8,304	3	18 ft	
Entry Pt	8,369	8,370	3	18 ft	
Entry Pt	8,390	8,391	3	4 ft	
Entry Pt	8,538	8,540	5	4 ft	
--					
5 intervals 17 50 ft ~ 0.86 bpm/ft					
269 ft gross interval 25 gm/0.42" charges					
Plug Depth:	8,570 ft Flow Through Composite Plug				= 30' fm plug to perf above
Casing Collar:	8,584 ft				= 14' collar to plug
Breakdown:	None - Spearhead 750 gal 10% HCl Acid ahead of frac pad				
Frac:	design size: 55,000 gals sand laden fluid				
	fluids: Water with 0.5 gpt FR & 1.0 gpt Gas Perm surfactant				
	scale inhibitors: None				
	other comments: 20/40 Ottawa - 0.5 ppg increasing to 1.5 ppg				
	DO NOT SHUT DOWN FOR ISIP				
	ATTEMPT TO ACHIEVE 43 BPM RATE = 2.50 bpm/perf				

Total Water Volume:

69,600 gals
1,657 bbls

Total 20/40 Sand:

59,250 lbs

Total CO2:

0 tons

Sequence	Wtr Volume	Slurry Wtr	Proppant	CO2
Breakdown	None - Spearhead 750 gal 10% HCl Acid ahead of frac pad			
Pad	8,000 gals	subsequent pad		
0.50 ppg	6,000 gals	10%	3,000 lbs	
0.75 ppg	10,000 gals	18%	7,500 lbs	
1.00 ppg	15,000 gals	27%	15,000 lbs	
1.25 ppg	15,000 gals	27%	18,750 lbs	
1.50 ppg	10,000 gals	18%	15,000 lbs	
Overflush	5,600 gals	Top perf + 3 bbls		
Totals	69,600 gals	100%	59,250 lbs	0 ton
	56,000 gals sand laden fluid			+ 15%
	1,120 gals sand laden fluid / ft sand			0 ton
	1,185 lbs sand / Ft Pay			

Zone: Mesaverde II		Frac Stage 3			
Perforations:	TOP	BOTTOM	HOLES	GROSS PAY	COMMENT
--					
Entry Pt	8,100	8,102	4	18 ft	
Entry Pt	8,134	8,136	4	22 ft	
Entry Pt	8,170	8,171	3	18 ft	
Entry Pt	8,193	8,194	3	15 ft	
Entry Pt	8,207	8,209	5	15 ft	
--					
5 intervals 19 88 ft ~ 0.55 bpm/ft					
109 ft gross interval 25 gm/0.42" charges					
Plug Depth:	8,230 ft Flow through Composite Plug				= 21' fm plug to perf above
Casing Collar:	8,247 ft				= 17' collar to plug
Breakdown:	None - Spearhead 750 gal 10% HCl Acid ahead of frac pad				
Frac:	design size: 97,000 gals sand laden fluid				
	fluids: Water with 0.5 gpt FR & 1.0 gpt Gas Perm surfactant				
	scale inhibitors: None				
	other comments: 20/40 Ottawa - 0.5 ppg increasing to 1.5 ppg				
	DO NOT SHUT DOWN FOR ISIP				
	ATTEMPT TO ACHIEVE 48 BPM RATE = 2.50 bpm/perf				

Total Water Volume:

109,500 gals
2,607 bbls

Total 20/40 Sand:

101,750 lbs

Total CO2:

0 tons

Sequence	Wtr Volume	Slurry Wtr	Proppant	CO2
Breakdown	None - Spearhead 750 gal 10% HCl Acid ahead of frac pad			
Pad	8,000 gals	subsequent pad		
0.50 ppg	10,000 gals	10%	5,000 lbs	
0.75 ppg	17,000 gals	18%	12,750 lbs	
1.00 ppg	26,000 gals	27%	26,000 lbs	
1.25 ppg	26,000 gals	27%	32,500 lbs	
1.50 ppg	17,000 gals	18%	25,500 lbs	
Overflush	5,500 gals	Top perf + 3 bbls		
Totals	109,500 gals	100%	101,750 lbs	0 ton
	96,000 gals sand laden fluid			+ 15%
	1,091 gals sand laden fluid / ft sand			0 ton
	1,156 lbs sand / Ft Pay			

Zone: Mesaverde III			Frac Stage 4		
Perforations:	<u>TOP</u>	<u>BOTTOM</u>	<u>HOLES</u>	<u>GROSS PAY</u>	<u>COMMENT</u>
--					
Entry Pt	7,923	7,924	3	6 ft	
Entry Pt	7,939	7,940	3	10 ft	
Entry Pt	7,970	7,971	3	18 ft	
Entry Pt	8,028	8,029	3	20 ft	
Entry Pt	8,047	8,049	5	14 ft	
--					
	5 intervals		17	68 ft	~ 0.63 bpm/ft
	126 ft gross interval		25 gm/0.42" charges		
Plug Depth:	8,068 ft	Flow-thru Composite Plug		= 19' fm plug to perf above	
Casing Collar:	8,078 ft			= 10' collar to plug	
Breakdown:	None - Spearhead 750 gal 10% HCl Acid ahead of frac pad				
Frac:	design size: 75,000 gals sand laden fluid				
	fluids: Water with 0.5 gpt FR & 1.0 gpt Gas Perm surfactant				
	scale inhibitors: None				
other comments:	20/40 Ottawa - 0.5 ppg increasing to 1.5 ppg				
	DO NOT SHUT DOWN FOR ISIP				
	ATTEMPT TO ACHIEVE 43 BPM RATE				
	= 2.50 bpm/perf				

Total Water Volume:

91,300 gals
2,174 bbls

Total 20/40 Sand:

80,500 lbs

Total CO2:

0 tons

Sequence	Wtr Volume	Slurry Wtr	Proppant	CO2
Breakdown	None - Spearhead 750 gal 10% HCl Acid ahead of frac pad			
Pad	10,000 gals	full pad to start new day		
0.50 ppg	8,000 gals	10%	4,000 lbs	
0.75 ppg	14,000 gals	18%	10,500 lbs	
1.00 ppg	20,000 gals	27%	20,000 lbs	
1.25 ppg	20,000 gals	27%	25,000 lbs	
1.50 ppg	14,000 gals	18%	21,000 lbs	
Overflush	5,300 gals	Top perf + 3 bbls		
Totals	91,300 gals	100%	80,500 lbs	0 ton
	76,000 gals sand laden fluid			+ 15%
	1,118 gals sand laden fluid / ft sand			0 ton
	1,184 lbs sand / Ft Pay			

Zone: Mesaverde IV			Frac Stage 5		
Perforations:	<u>TOP</u>	<u>BOTTOM</u>	<u>HOLES</u>	<u>GROSS PAY</u>	<u>COMMENT</u>
--					
Entry Pt	7,633	7,634	3	6 ft	
Entry Pt	7,651	7,652	3	14 ft	
Entry Pt	7,728	7,729	3	18 ft	
Entry Pt	7,797	7,798	3	14 ft	
Entry Pt	7,833	7,835	5	20 ft	
--					
	5 intervals		17	72 ft	~ 0.60 bpm/ft
	202 ft gross interval		25 gm/0.42" charges		
Plug Depth:	7,880 ft	Flow through Composite Plug		= 45' fm plug to perf above	
Casing Collar:	7,867 ft			= 13' collar to plug	
Breakdown:	None - Spearhead 750 gal 10% HCl Acid ahead of frac pad				
Frac:	design size: 80,000 gals sand laden fluid				
	fluids: Water with 0.5 gpt FR & 1.0 gpt Gas Perm surf and 20Q CO2				
	scale inhibitors: None				
other comments:	20/40 Ottawa - 0.5 ppg increasing to 1.5 ppg				
	DO NOT SHUT DOWN FOR ISIP				
	ATTEMPT TO ACHIEVE 43 BPM RATE				
	= 2.50 bpm/perf				

Total Water Volume:

93,200 gals
2,219 bbls

Total 20/40 Sand:

85,000 lbs

Total CO2:

73 tons

Sequence	Wtr Volume	Slurry Wtr	Proppant	CO2
Breakdown	None - Spearhead 750 gal 10% HCl Acid ahead of frac pad			
Pad	8,000 gals	subsequent pad		5.5 ton
0.50 ppg	8,000 gals	10%	4,000 lbs	5.5 ton
0.75 ppg	14,000 gals	18%	10,500 lbs	9.7 ton
1.00 ppg	22,000 gals	27%	22,000 lbs	15.2 ton
1.25 ppg	22,000 gals	27%	27,500 lbs	15.2 ton
1.50 ppg	14,000 gals	18%	21,000 lbs	9.6 ton
Overflush	5,200 gals	Top perf + 3 bbls		
Totals	93,200 gals	100%	85,000 lbs	63.7 ton
	80,000 gals sand laden fluid			+ 15%
	1,111 gals sand laden fluid / ft sand			73 ton
	1,181 lbs sand / Ft Pay			

Zone:	Mesaverde V			Frac Stage 6	
Perforations:	<u>TOP</u>	<u>BOTTOM</u>	<u>HOLES</u>	<u>GROSS PAY</u>	<u>COMMENT</u>
Entry Pt	7,395	7,396	3	20 ft	
Entry Pt	7,418	7,420	4	26 ft	
Entry Pt	7,482	7,484	4	24 ft	
Entry Pt	7,528	7,529	3	10 ft	
Entry Pt	7,575	7,576	3	10 ft	
Entry Pt	7,593	7,595	5	14 ft	
--					
	6	intervals	22	104 ft	~ 0.53 bpm/ft
	200 ft	gross interval	25 gm/0.42" charges		
Plug Depth:	7,622 ft	Flow through Composite Plug			= 27' fm plug to perf above
Casing Collar:	7,614 ft				= 8' collar to plug
Breakdown:	None - Spearhead 1000 gal 10% HCl Acid ahead of frac pad				
Frac:	design size: 115,000 gals sand laden fluid				
	fluids: Water with 0.5 gpt FR & 1.0 gpt Gas Perm surf and 20Q CO2				
	scale inhibitors: None				
other comments:	20/40 Ottawa - 0.5 ppg increasing to 1.5 ppg				
	DO NOT SHUT DOWN FOR ISIP				
	ATTEMPT TO ACHIEVE 55 BPM RATE				
	= 2.50 bpm/perf				

Total Water Volume:

129,000 gals
3,071 bbls

Total 20/40 Sand:

123,000 lbs

Total CO2:

102 tons

Sequence	Wtr Volume	Slurry Wtr	Proppant	CO2
Breakdown	None - Spearhead 1000 gal 10% HCl Acid ahead of frac pad			
Pad	8,000 gals	subsequent pad		5.5 ton
0.50 ppg	12,000 gals	10%	6,000 lbs	8.3 ton
0.75 ppg	21,000 gals	18%	15,750 lbs	14.5 ton
1.00 ppg	31,000 gals	27%	31,000 lbs	21.4 ton
1.25 ppg	31,000 gals	27%	38,750 lbs	21.3 ton
1.50 ppg	21,000 gals	18%	31,500 lbs	14.4 ton
Overflush	5,000 gals	Top perf + 3 bbls		
Totals	129,000 gals	100%	123,000 lbs	88.4 ton
	116,000 gals sand laden fluid			+ 15%
	1,115 gals sand laden fluid / ft sand			102 ton
	1,183 lbs sand / Ft Pay			

Prepare well for first full-wellbore sales

Flow well on 24/64 choke; record water, gas, and tbg press/csg press daily
MIRU Service rig & air foam unit after gas production begins & casing pressures drop
Set composite kill plug with wireline above all open perms
RD Frac valve / RU BOP's
Pick up 3-7/8" bit and bit sub, 1 joint 2-3/8" tubing, 1.78" seat nipple, remaining 2-3/8" tubing
Drill composite plugs
Leave well flowing when SDFN and pull tubing above all perms overnight or over weekend.
Cleanout to PBTD, drop ball and pump off bit.
Land end of tubing at 8,750-ft
RD BOP's / RU well head
Continue to flow through Breco separator; monitor TP/CP, gas and water rates daily
Turn to sales

Required Water:

14,271 bbls
599,400 gals

Required 20/40 SB Excel Sand:

0 lbs

Required 20/40 Sand:

546,250 lbs

Required CO2:

175 tons

Frac Completion Statistics

All Stages:	
Total Gross Sand:	464 ft
Total Gross Interval:	1,474 ft
Total Holes:	111
# stages:	6
Gross Stage Length:	1,155 ft
Avg. Interval:	193 ft
Avg. Ft Sand/Stage:	77 ft
<hr/>	
Total Sand Laden Fluid:	515,000 gals
Total Proppant	546,250 lbs
Sand Laden Fluid Benchmk	1,110 gals per ft pay
Proppant Benchmark	1,177 lbs per ft pay

WILLIAMS PRODUCTION RMT INC
1515 Arapahoe St. Tower III
Suite 1000
DENVER, CO 80202

Puckett WGV 21-23-697

Mesaverde I
Garfield County, CO

Sales Order: 5427128

Post Job Report

For: Mr. Keith Hofland
Date: Thursday, October 18, 2007

Notice: Although the information contained in this report is based on sound engineering practices, the copyright owner(s) does (do) not accept any responsibility whatsoever, in negligence or otherwise, for any loss or damage arising from the possession or use of the report whether in terms of correctness or otherwise. The application, therefore, by the user of this report or any part thereof, is solely at the user's own risk.

HALLIBURTON

Table of Contents

1.0	Well Information	4
1.1	Customer Information	4
1.2	Pipe Information	4
1.3	Perforation Intervals	4
2.0	Pumping Schedule	5
2.1	Designed Pumping Schedule	5
3.0	Actual Stage Summary	7
3.1	Stage Summary	7
4.0	Performance Highlights	8
4.1	Job Summary	8
4.2	Job Event Log	9
5.0	Attachments	10
5.1	Treatment Chart	10
5.2	Chemical Chart	11
5.3	Average Chart	12

1.0 WELL INFORMATION

1.1 Customer Information

Customer	WILLIAMS PRODUCTION RMT INC EBUSINE
Sales Order	5427128
Well Name	Puckett WGV
Interval	2
Well Number	21-23-697
Start Time	18-Oct-07 14:05:28
County	Garfield
State	Colorado
UWI/API	05-045-14154
Country	United States of America
H2S Present	Unknown
CO2 Present	Unknown
Customer Representative	Mr. Keith Hofland
Halliburton Representative	Mr. Austin Duckworth

1.2 Pipe Information

Equipment	Top MD ft	Bottom MD ft	OD in	ID in	Grade	Weight lb/ft
Surface Pipe	0.0	35.0	5.000	4.000		
Casing	0.0	8560.0	4.500	4.000	L-80	11.60

1.3 Perforation Intervals

Top MD ft	Bottom MD ft	Number of Shots	Perf Density spf	Perf Diameter in	Perf Formation
8271.0	8272.0	3	2.0	0.420	Perforated Interval
8303.0	8304.0	3	2.0	0.420	Perforated Interval
8369.0	8370.0	3	2.0	0.420	Perforated Interval
8390.0	8391.0	3	2.0	0.420	Perforated Interval
8538.0	8540.0	5	2.0	0.420	Perforated Interval

2.0 PUMPING SCHEDULE

2.1 Designed Pumping Schedule

Stage Number	Description	Fluid System	Clean Volume gal	Slurry Volume gal	Prop Conc Start lb/gal	Prop Conc End lb/gal	Prop Type	Prop Mass 100*lb	Rate Stage Start bpm	Rate Stage End bpm	Stage Time min
1	Acid	10%_Hydrochloric Acid	750	750	0.00	0.00			10.0	10.0	1.84
2	Pad	Waterfrac	8000	8000	0.00	0.00			43.0	43.0	4.43
3	Proppant Laden Fluid	Waterfrac	6000	6136	0.50	0.50	SAND-PREMIUM WHITE-20/40, BULK (100003678)	30.00	43.0	43.0	3.40
4	Proppant Laden Fluid	Waterfrac	10000	10340	0.75	0.75	SAND-PREMIUM WHITE-20/40, BULK (100003678)	75.00	43.0	43.0	5.73
5	Proppant Laden Fluid	Waterfrac	15000	15680	1.00	1.00	SAND-PREMIUM WHITE-20/40, BULK (100003678)	150.00	43.0	43.0	8.69
6	Proppant Laden Fluid	Waterfrac	15000	15850	1.25	1.25	SAND-PREMIUM WHITE-20/40, BULK (100003678)	187.50	43.0	43.0	8.78

Stage Number	Description	Fluid System	Clean Volume gal	Slurry Volume gal	Prop Conc Start lb/gal	Prop Conc End lb/gal	Prop Type	Prop Mass 100*lb	Rate Stage Start bpm	Rate Stage End bpm	Stage Time min
7	Proppant Laden Fluid	Waterfrac	10000	10680	1.50	1.50	SAND-PREMIUM WHITE-20/40, BULK (100003678)	150.00	43.0	43.0	5.92
8	Flush	Flush	5376	5376	0.00	0.00			43.0	43.0	2.98
9	Shut-In	WATER FRAC G 30# - SBM (15347)	0	0	0.00	0.00					0.00
Total			70126	72813				592.50			41.77

3.0 ACTUAL STAGE SUMMARY

3.1 Stage Summary

Stage Number	Start Time	Max Treating Pressure psi	Avg Treating Pressure psi	Max Slurry Rate bpm	Avg Slurry Rate bpm	Avg Clean Rate bpm	Slurry Volume gal	Clean Volume gal	Proppant Mass Pumped 100*lb	Avg HHP hp
1	15:29:54	1422	1290	11.9	8.7	8.7	741	741	0.00	275
2	15:32:15	4176	3207	43.5	28.9	28.9	7996	7996	0.00	2275
3	15:49:01	3502	3114	43.4	39.9	39.5	6055	6003	11.45	3042
4	15:52:38	2903	2682	44.5	44.0	42.6	10331	10016	69.51	2888
5	15:58:13	2890	2729	44.5	44.3	42.5	15639	14993	142.61	2964
6	16:06:38	2879	2844	44.4	44.3	42.0	15835	15005	183.01	3090
7	16:15:08	2916	2873	44.7	44.4	41.7	11132	10466	146.83	3123
8	16:21:06	3063	2445	44.7	35.9	35.9	5485	5485	0.00	2150
							73213	70703	553.42	

4.0 PERFORMANCE HIGHLIGHTS

4.1 Job Summary

Start Time	18-Oct-07 15:29:54	
End Time	18-Oct-07 16:26:34	

Engineering Notes		
Engineer on Location	Eric Holley	
Initial Rate(Breakdown)	23.1	bpm
Initial Pressure(Breakdown)	3345	psi
Max Rate	44.8	bpm
Max Pressure	4176	psi
Average Rate	44.3	bpm
Average Pressure	2825	psi
ISIP	NA	psi
Initial Frac Grad.	NA	psi/ft
ISDP	867	psi
Final Frac Grad.	0.54	psi/ft
Initial Braden Head	-14	psi
Max Braden Head	-3	psi
Casing Type	4 1/2" 11.6 lb	in
Sand Used(Proppant delivered)	1998	sk
Proppant Pumped	593	sk
Proppant in Formation	593	sk
Maximum Proppant Concentration	1.5	lbs/gal
Initial Perfs Open	NA	
Perf Diameter	0.42	in
Acid + Pad Volume	208	bbl
SLF Volume	1345	bbl
Flush Volume	131	bbl
Job Notes: :No ISIP per customer request :Shut down in stage 2 when cap on the wellhead started to leak; shut down for 10 minutes :Had to rebase fluid inline denso in stage 4 :Did not run Gasperm in flush per customer request :Job pumped to completion		

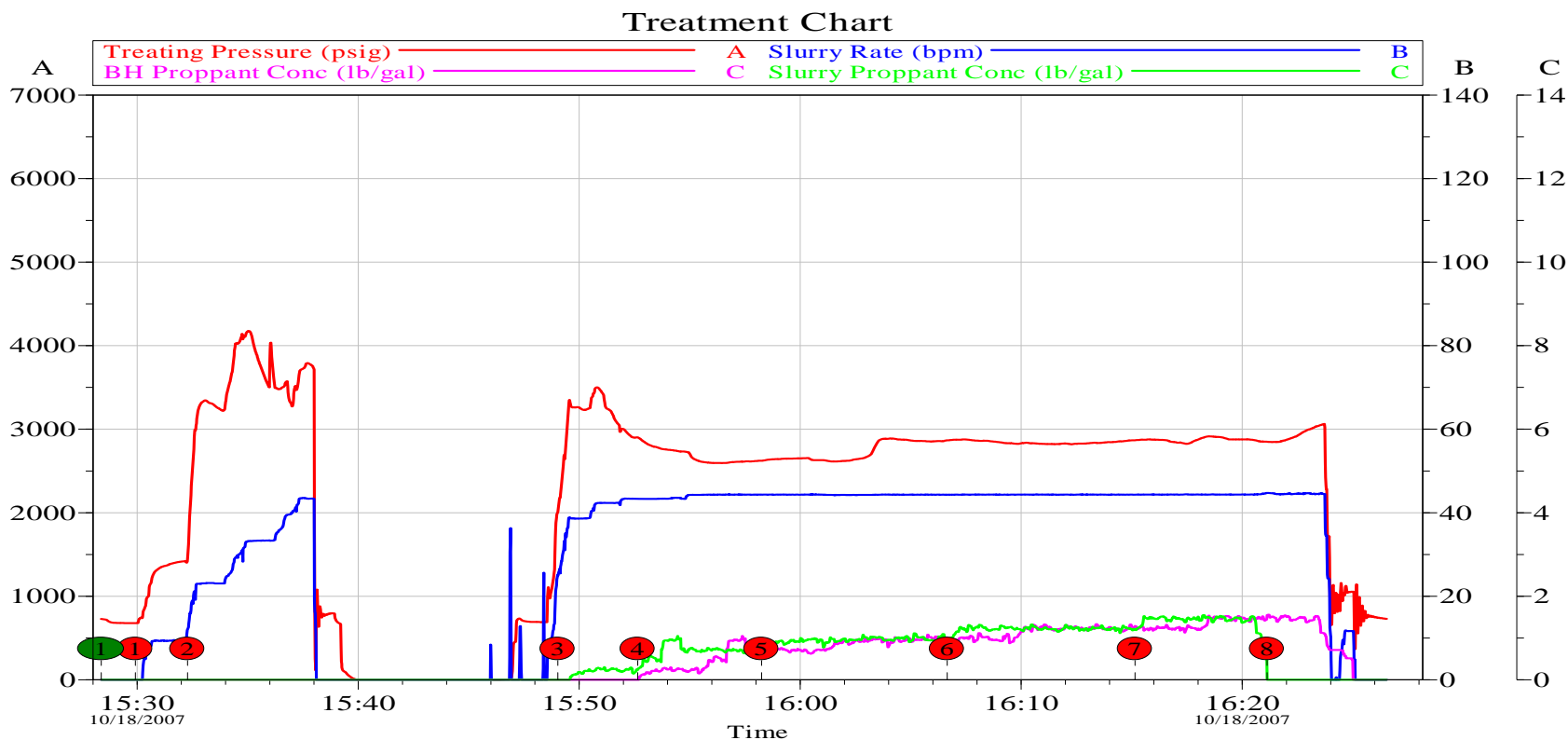
4.2 Job Event Log

Time	Description	Comment	Treating Pressure psi	Job Clean Vol gal	Job Proppant 100*lb
18-Oct-07 15:28:22	Start Job	Starting Job			
15:28:22	Next Treatment	Treatment Interval 1			
15:29:55	Stage 1	Acid	679	0	0.00
15:32:16	Stage 2	Pad	1416	741	0.00
15:33:04	Break Formation	Break of 3345 psi @ 23.1 bpm	3346	1426	0.00
15:36:27	Other	Acid on formation	3481	5586	0.00
15:49:02	Stage 3	Proppant Laden Fluid	2002	8737	0.00
15:52:39	Stage 4	Proppant Laden Fluid	2904	14740	11.45
15:58:14	Stage 5	Proppant Laden Fluid	2623	24755	80.97
16:06:39	Stage 6	Proppant Laden Fluid	2866	39748	223.58
16:15:09	Stage 7	Proppant Laden Fluid	2868	54753	406.59
16:21:07	Stage 8	Flush	2850	65218	553.42
16:26:34	End Job	Ending Job	731	70703	553.42

Time	Description	Comment	Stage At Blender	Slurry Rate bpm	N2 Pressure psi
15:28:22	Start Job	Starting Job			
15:28:22	Next Treatment	Treatment Interval 1			
15:29:55	Stage 1	Acid	0	0.0	-13
15:32:16	Stage 2	Pad	1	11.9	-14
15:33:04	Break Formation	Break of 3345 psi @ 23.1 bpm	2	23.1	-15
15:36:27	Other	Acid on formation	2	35.9	-14
15:49:02	Stage 3	Proppant Laden Fluid	2	25.0	-10
15:52:39	Stage 4	Proppant Laden Fluid	3	43.4	-9
15:58:14	Stage 5	Proppant Laden Fluid	4	44.3	-8
16:06:39	Stage 6	Proppant Laden Fluid	5	44.3	-6
16:15:09	Stage 7	Proppant Laden Fluid	6	44.3	-5
16:21:07	Stage 8	Flush	7	44.7	-4
16:26:34	End Job	Ending Job	8	0.0	-4

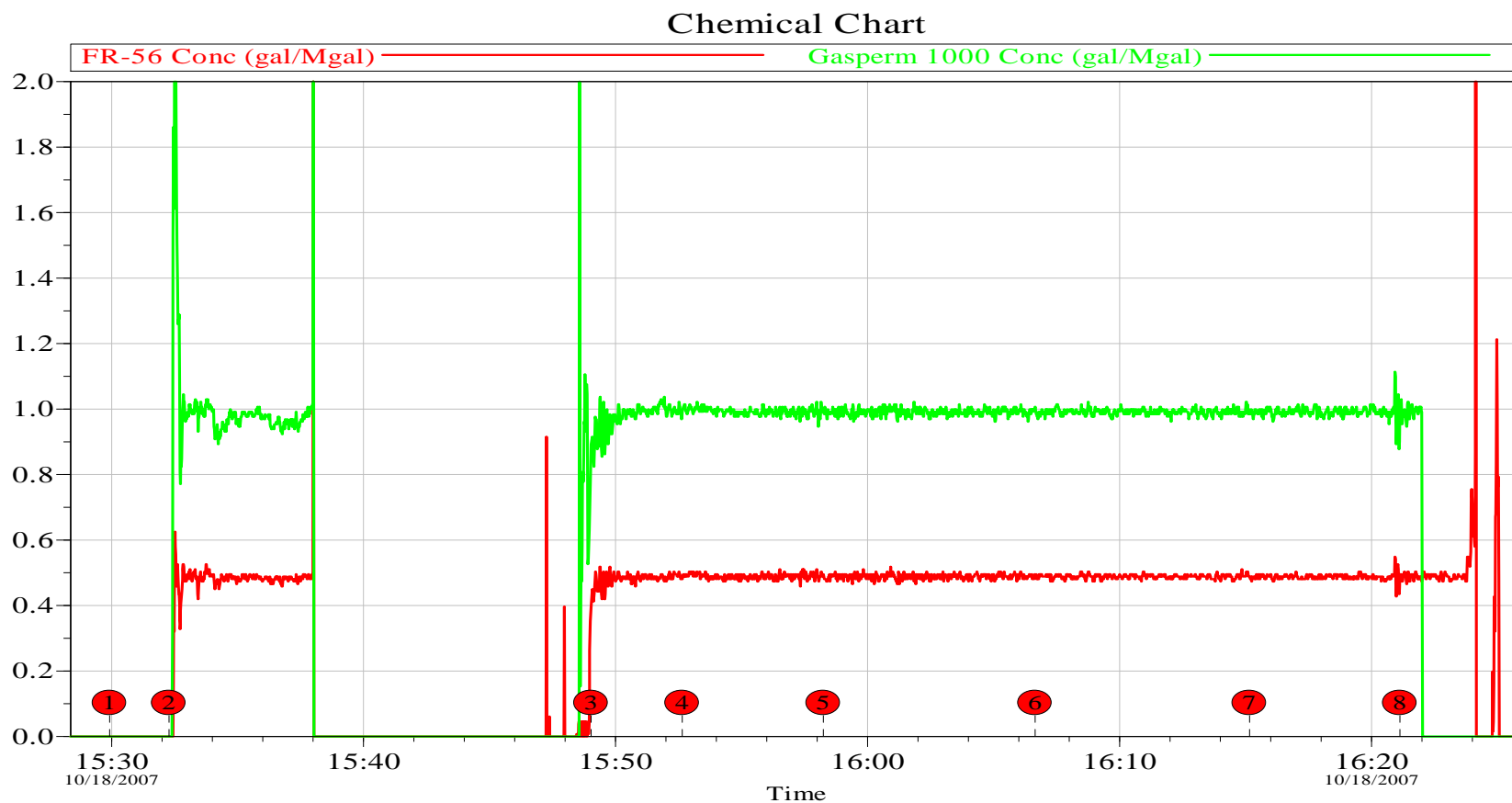
5.0 ATTACHMENTS

5.1 Treatment Chart



Customer:	WILLIAMS PRODUCTION RMT INC EBUSINE	Job Date:	18-Oct-2007	Sales Order #:	5427128
Well Description:	Puckett WGV 21-23-697	UWI:	05-045-14154		

5.2 Chemical Chart

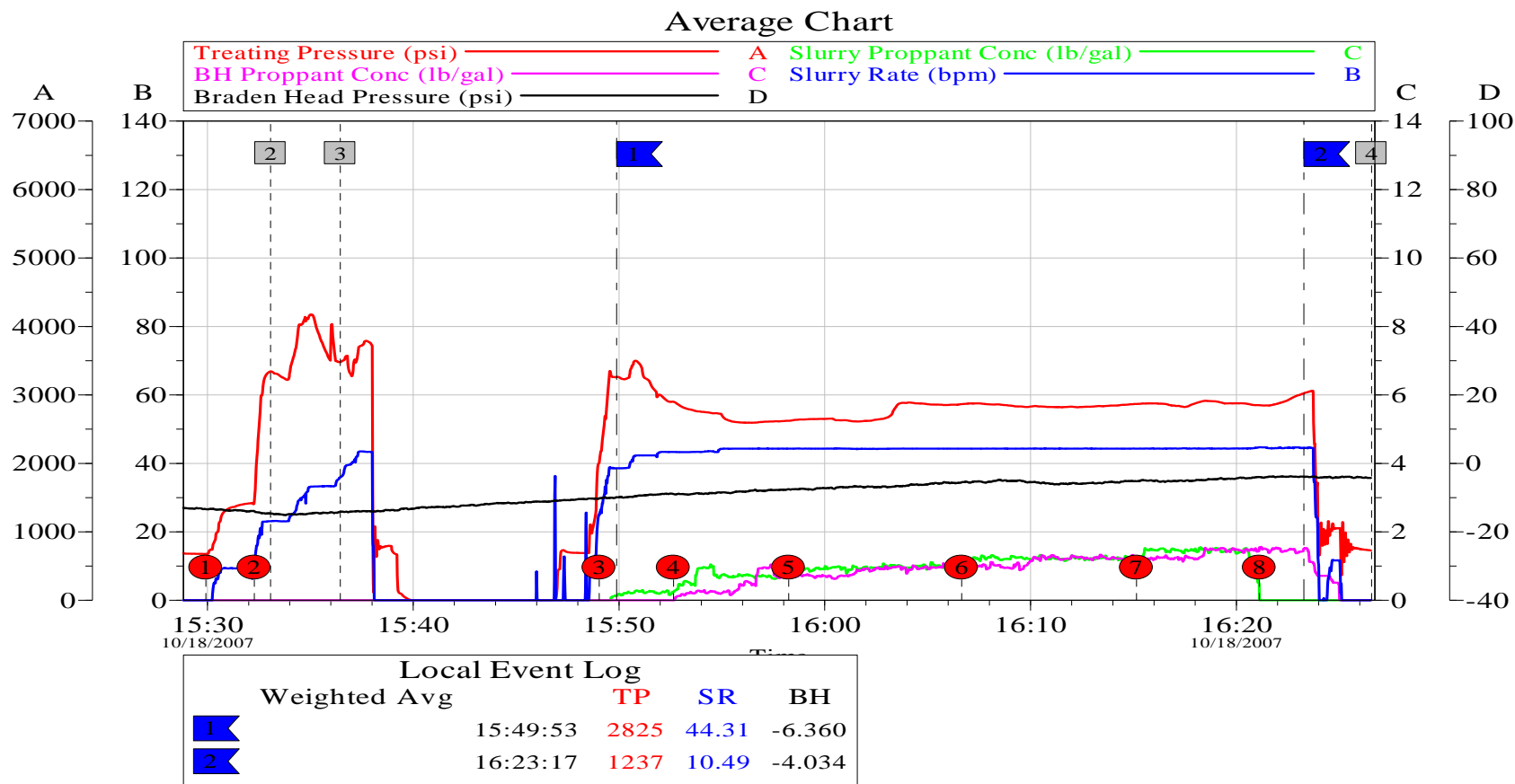


Customer: WILLIAMS PRODUCTION RMT INC EBUSINE
Well Description: Puckett WGV 21-23-697

Job Date: 18-Oct-2007
UWI: 05-045-14154

Sales Order #: 5427128

5.3 Average Chart



Customer:	WILLIAMS PRODUCTION RMT INC EBUSINE	Job Date:	18-Oct-2007	Sales Order #:	5427128
Well Description:	Puckett WGV 21-23-697	UWI:	05-045-14154		

Company: Williams Prod RMT
 Lease: Puckett WGV 21-23-697
 Formation: Mesaverde I

HALLIBURTON

5427128

224° F

Date Pumped: October 18, 2007

NENW 23-6S-97W

Stage	Fluid Schedule	Volume (gals)	Cumulative Volume (gals)	Proppant Type	Prop Conc (ppg)	Proppant Total (lbs)	Slurry Volume (bbls)	Rate (bpm)	Stage Time (h:min:sec)	Total Time (h:min:sec)	(gpt)	FR-56 (gpt)	Gas Perm 1000 (gpt)	Stage
1	10% HCl	750	750				18	10	0:01:47	0:42:02				1
2	Pad	7,996	8,746				190	43	0:04:26	0:40:15		0.50	1.00	2
3	Water Frac	6,003	14,749	20/40 White Sand	0.50	3,002	146	43	0:03:24	0:35:49		0.50	1.00	3
4	Water Frac	10,016	24,765	20/40 White Sand	0.75	7,512	247	43	0:05:44	0:32:25		0.50	1.00	4
5	Water Frac	14,993	39,758	20/40 White Sand	1.00	14,993	373	43	0:08:41	0:26:41		0.50	1.00	5
6	Water Frac	15,005	54,763	20/40 White Sand	1.25	18,756	377	43	0:08:47	0:18:00		0.50	1.00	6
7	Water Frac	10,466	65,229	20/40 White Sand	1.50	15,699	266	43	0:06:11	0:09:14		0.50	1.00	7
8	Flush	5,485	70,714				131	43	0:03:02	0:03:02		0.50		8
Totals		70,714				59,962	1,748		0:42:02			35.0	64.5	

Callsheet Totals for Materials on Location - 25%

Percent Pad:	13.41%	Csg Size	Csg Weight	Pipe Friction	FR-56	Gas Perm 1000
Pad + SLF:	65,229	4 1/2	11.6	881.1		
Pad + SLF + Flush:	70,714				44	81

Reservoir Pressure:	3,782	psi	Press Gradient:	0.45	psi/ft	4963	120	Maximum Chemical Additive Rates - 43 bpm		
BHTP:	6,304	psi	Temp Gradient:	1.95	° F/100 ft	480	18		FR-56	Gas Perm 1000
Frac Gradient:	0.75	psi/ft	Treating Press:	4071	psi			gpm	0.9	1.81
HHP:	4290		Density:	8.43	lb/gal				gpm	gpm
Mid Perf:	8405.5	feet	Gross Feet	269		300	350	Sec	Sec	Sec
Number of Perfs:	17		Net Feet	50						
Perf Diameter:	0.42	inches						Actual	Actual	Actual
Perf Friction:	569	psi						Bucket Size (gals)		1
Perf Zone #1	8271	to	8272	3	holes	450	400	2 % KCL		
Perf Zone #2	8303	to	8304	3	holes			Shut down for ISIP and perform perf calcu Monitor surface casing pressure.		
Perf Zone #3	8369	to	8370	3	holes					
Perf Zone #4	8390	to	8391	3	holes					
Perf Zone #5	8538	to	8540	5	holes					

Mountain
Mover
Estimates

Weight Slips

199,800

Recommendation Amount \$

Field Ticket Amount \$

WILLIAMS PRODUCTION RMT INC
1515 Arapahoe St. Tower 3 Suite
1000
DENVER, CO 80202

Puckett WGV 21-23-697

Mesaverde II
Garfield County, CO

Sales Order: 5427133

Post Job Report

For: Mr. Keith Hofland
Date: Friday, October 19, 2007

Notice: Although the information contained in this report is based on sound engineering practices, the copyright owner(s) does (do) not accept any responsibility whatsoever, in negligence or otherwise, for any loss or damage arising from the possession or use of the report whether in terms of correctness or otherwise. The application, therefore, by the user of this report or any part thereof, is solely at the user's own risk.

HALLIBURTON

Table of Contents

1.0	Well Information	3
1.1	Customer Information	3
1.2	Pipe Information	3
1.3	Perforation Intervals	3
2.0	Pumping Schedule	4
2.1	Designed Pumping Schedule	4
3.0	Actual Stage Summary	6
3.1	Stage Summary	6
4.0	Performance Highlights	7
4.1	Job Summary	7
4.2	Job Event Log	8
5.0	Attachments	9
5.1	Treatment Chart	9
5.2	Chemical Chart	10
5.3	Average Chart	11

1.0 WELL INFORMATION

1.1 Customer Information

Customer	WILLIAMS PRODUCTION RMT INC EBUSINE
Sales Order	5427133
Well Name	Puckett WGV
Interval	3
Well Number	21-23-697
Start Time	19-Oct-07 07:23:01
County	Garfield
State	Colorado
UWI/API	05-045-14154
Country	United States of America
H2S Present	Unknown
Customer Representative	Mr. Keith Hofland
Halliburton Representative	Mr. Austin Duckworth

1.2 Pipe Information

Equipment	Top MD ft	Bottom MD ft	OD in	ID in	Grade	Weight lb/ft
Casing	0.0	8400.0	4.500	4.000	L-80	11.60
Surface Pipe	0.0	50.0	5.000	4.000		

1.3 Perforation Intervals

Top MD ft	Bottom MD ft	Number of Shots	Perf Density spf	Perf Diameter in	Perf Formation
8100.0	8102.0	4	1.5	0.420	MV 2 Perforation Interval
8134.0	8136.0	4	1.5	0.420	MV 2 Perforation Interval
8170.0	8171.0	3	2.0	0.420	MV 2 Perforation Interval
8193.0	8194.0	3	2.0	0.420	MV 2 Perforation Interval
8207.0	8209.0	5	2.0	0.420	MV 2 Perforation Interval

2.0 PUMPING SCHEDULE

2.1 Designed Pumping Schedule

Stage Number	Description	Fluid System	Clean Volume gal	Slurry Volume gal	Prop Conc Start lb/gal	Prop Conc End lb/gal	Prop Type	Prop Mass 100*lb	Rate Stage Start bpm	Rate Stage End bpm	Stage Time min
1	Acid	10%_Hydrochloric Acid	750	750	0.00	0.00			10.0	10.0	1.84
2	Pad	Waterfrac	10000	10000	0.00	0.00			48.0	48.0	4.96
3	Proppant Laden Fluid	Waterfrac	10000	10227	0.50	0.50	SAND-PREMIUM WHITE-20/40, BULK (100003678)	50.00	48.0	48.0	5.07
4	Proppant Laden Fluid	Waterfrac	17000	17578	0.75	0.75	SAND-PREMIUM WHITE-20/40, BULK (100003678)	127.50	48.0	48.0	8.72
5	Proppant Laden Fluid	Waterfrac	26000	27179	1.00	1.00	SAND-PREMIUM WHITE-20/40, BULK (100003678)	260.00	48.0	48.0	13.48
6	Proppant Laden Fluid	Waterfrac	26000	27474	1.25	1.25	SAND-PREMIUM WHITE-20/40, BULK (100003678)	325.00	48.0	48.0	13.63

Stage Number	Description	Fluid System	Clean Volume gal	Slurry Volume gal	Prop Conc Start lb/gal	Prop Conc End lb/gal	Prop Type	Prop Mass 100*lb	Rate Stage Start bpm	Rate Stage End bpm	Stage Time min
7	Proppant Laden Fluid	Waterfrac	17000	18157	1.50	1.50	SAND-PREMIUM WHITE-20/40, BULK (100003678)	255.00	48.0	48.0	9.01
8	Flush	Flush	5418	5418	0.00	0.00			48.0	48.0	2.69
9	Shut-In	WATER FRAC G 30# - SBM (15347)	0	0	0.00	0.00					0.00
Total			112168	116783				1017.50			59.39

3.0 ACTUAL STAGE SUMMARY

3.1 Stage Summary

Stage Number	Start Time	Max Treating Pressure psi	Avg Treating Pressure psi	Max Slurry Rate bpm	Avg Slurry Rate bpm	Avg Clean Rate bpm	Slurry Volume gal	Clean Volume gal	Proppant Mass Pumped 100*lb	Avg HHP hp
1	09:44:37	739	482	23.0	9.7	9.7	748	748	0.00	115
2	09:46:42	3912	2493	49.0	38.8	38.8	10036	10036	0.00	2369
3	09:52:51	2053	2006	48.8	48.7	47.4	10273	10003	59.65	2392
4	09:57:53	1960	1917	48.7	48.6	46.7	17673	16986	151.42	2284
5	10:06:32	1945	1924	48.7	48.5	46.4	27207	26016	262.62	2286
6	10:19:54	1984	1941	48.7	48.3	46.0	27333	25996	294.76	2298
7	10:33:22	2061	1981	50.4	48.3	45.5	18433	17365	235.36	2344
8	10:42:27	2295	1964	49.2	44.3	44.3	5452	5452	0.00	2133
9	10:45:46	0	0	0.0	0.0	0.0	0	0	0.00	0
							117155	112603	1003.81	

4.0 PERFORMANCE HIGHLIGHTS

4.1 Job Summary

Start Time	19-Oct-07 09:44:37	
End Time	19-Oct-07 10:46:27	

Engineering Notes		
Engineer on Location	Robert Justus	
Initial Rate(Breakdown)	37.2	bpm
Initial Pressure(Breakdown)	3325	psi
Final Rate(during flush)	49.13	bpm
Final Pressure(during flush)	2281	psi
Max Rate	50.43	bpm
Max Pressure	3912	psi
Average Rate	48.45	bpm
Average Pressure	1946	psi
Initial Braden Head Pressure	1	psi
Ending Braden Head Pressure	4	psi
ISIP	N/A	psi
Initial Frac Grad.	N/A	psi/ft
ISDP	631	psi
Final Frac Grad.	0.52	psi/ft
Tubular Type	4.5", 11.6#, csg	in
Proppant Delivered	3892	sk
Proppant Pumped	1005	sk
Proppant in Formation	1005	sk
Maximum Proppant Concentration	1.5	lbs/gal
Initial Perfs Open	N/A	open
Perf Diameter	0.42	in
Acid + Pad Volume	256.8	bbl
SLF Volume	2294.0	bbl
Flush Volume	130.0	bbl
Job Notes:		

Skipped ISIP per customer request. Pumped to completion.

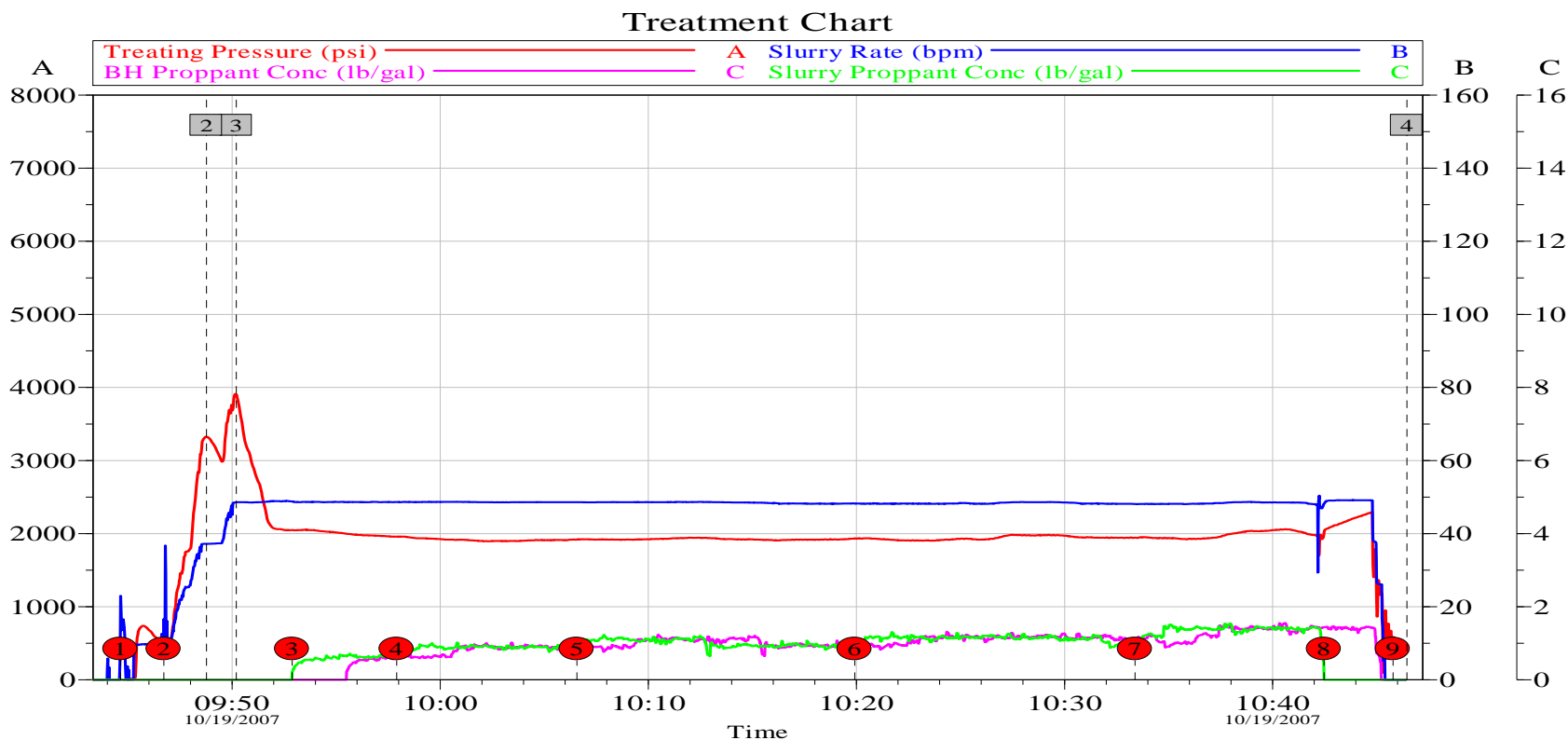
4.2 Job Event Log

Time	Description	Comment	Treating Pressure psi	Job Clean Vol gal	Job Proppant 100*lb
19-Oct-07 09:19:49	Start Job	Starting Job			
09:19:49	Next Treatment	Treatment Interval 1			
09:44:38	Stage 1	Acid	-2	300	0.00
09:46:43	Stage 2	Pad	540	748	0.00
09:48:46	Break Formation		3326	2849	0.00
09:50:11	Other	Acid on perforations	3908	5302	0.00
09:52:52	Stage 3	Proppant Laden Fluid	2048	10784	0.00
09:57:54	Stage 4	Proppant Laden Fluid	1959	20787	59.65
10:06:33	Stage 5	Proppant Laden Fluid	1918	37773	211.07
10:19:55	Stage 6	Proppant Laden Fluid	1934	63789	473.70
10:33:23	Stage 7	Proppant Laden Fluid	1945	89785	768.45
10:42:28	Stage 8	Flush	1983	107150	1003.81
10:45:47	Stage 9	Shut-In	485	112603	1003.81
10:46:27	End Job	Ending Job	465	112603	1003.81

Time	Description	Comment	Stage At Blender	Slurry Rate bpm	N2 Pressure psi
09:19:49	Start Job	Starting Job			
09:19:49	Next Treatment	Treatment Interval 1			
09:44:38	Stage 1	Acid	0	7.5	1
09:46:43	Stage 2	Pad	1	6.6	1
09:48:46	Break Formation		2	37.2	1
09:50:11	Other	Acid on perforations	2	48.6	1
09:52:52	Stage 3	Proppant Laden Fluid	2	48.8	1
09:57:54	Stage 4	Proppant Laden Fluid	3	48.7	1
10:06:33	Stage 5	Proppant Laden Fluid	4	48.6	1
10:19:55	Stage 6	Proppant Laden Fluid	5	48.3	2
10:33:23	Stage 7	Proppant Laden Fluid	6	48.1	3
10:42:28	Stage 8	Flush	7	48.1	3
10:45:47	Stage 9	Shut-In	8	0.0	4
10:46:27	End Job	Ending Job	9	0.0	4

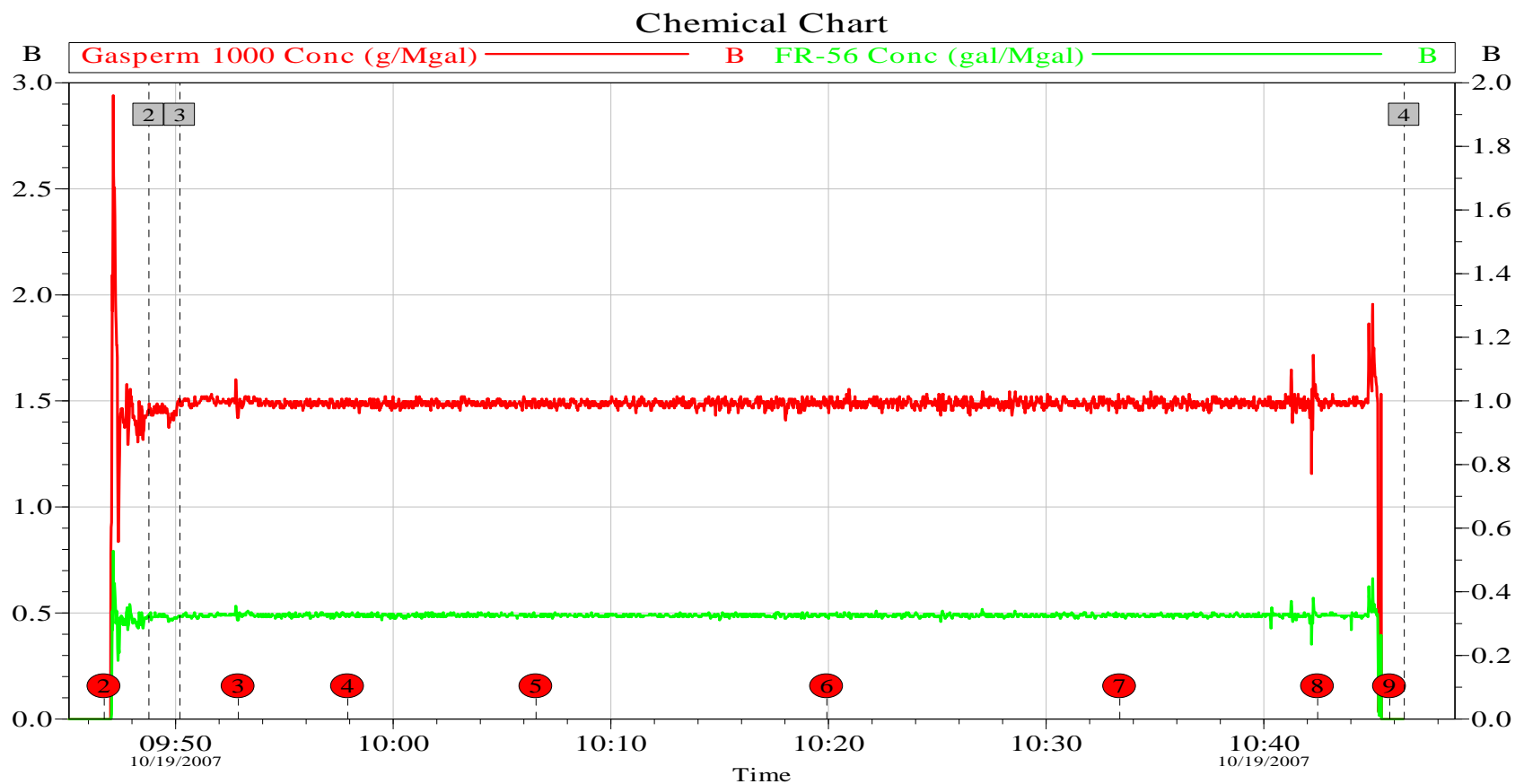
5.0 ATTACHMENTS

5.1 Treatment Chart



Customer:	WILLIAMS PRODUCTION RMT INC EBUSINE	Job Date:	19-Oct-2007	Sales Order #:	5427133
Well Description:	Puckett WGV 21-23-697	UWI:	05-045-14154		

5.2 Chemical Chart

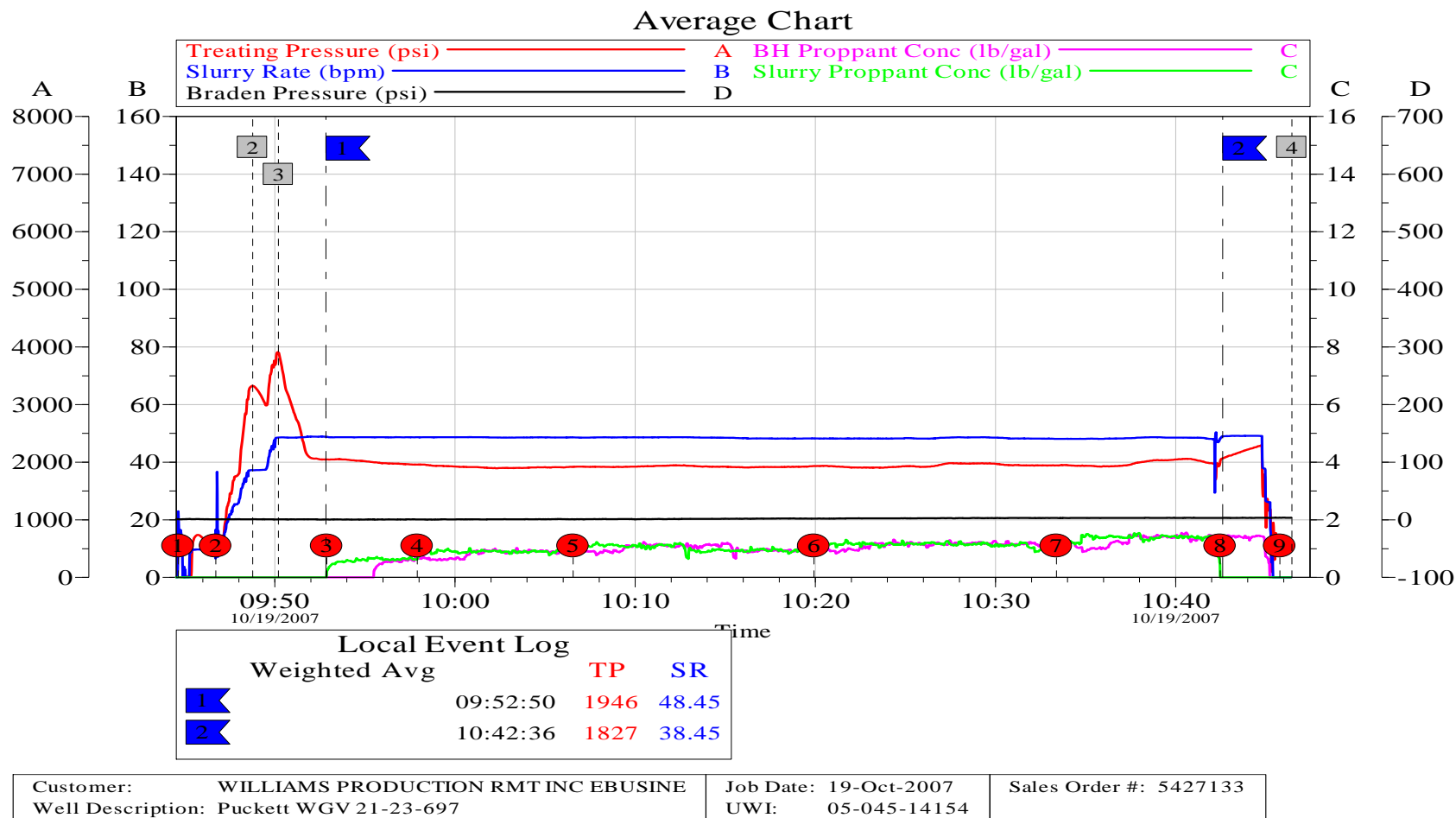


Customer: WILLIAMS PRODUCTION RMT INC EBUSINE
Well Description: Puckett WGV 21-23-697

Job Date: 19-Oct-2007
UWI: 05-045-14154

Sales Order #: 5427133

5.3 Average Chart



Customer: Williams
Date: 1/8/2009

Sales Order: 5427133
Well Number: WGV 21-23
Stage: MV II

Tank Type		Beginning Strap			After Prime Strap			Ending Strap			Empty
Tank		Feet	Inches	Volume (bbls)	Feet	Inches	Volume (bbls)	Feet	Inches	Volume (bbls)	
1	Smart Step 501		31	121		31	121		31	121	<input type="checkbox"/>
2	Smart Step 501		31	121		31	121		31	121	<input type="checkbox"/>
3	Smart Step 501		31	121		31	121		6	16	<input type="checkbox"/>
4	Frac Miser 500bbl		99	475		99	475		56	260	<input type="checkbox"/>
5	Frac Miser 500bbl		99	475		99	475		99	475	<input type="checkbox"/>
6	Smart Step 501		18	67		18	67		18	67	<input type="checkbox"/>
7	Frac Miser 500bbl		101	485		101	485		101	485	<input type="checkbox"/>
8	Frac Miser 500bbl		101	485		101	485		101	485	<input type="checkbox"/>
9	Single Step 510 bbl		107	466		107	466		107	466	<input type="checkbox"/>
10	Frac Miser 500bbl		98	470		98	470		98	470	<input type="checkbox"/>
11	Frac Miser 500bbl		96	460		96	460		96	460	<input type="checkbox"/>
12	Frac Miser 500bbl		100	480		100	480		100	480	<input type="checkbox"/>
13	Single Step 510 bbl		104	453		104	453		104	453	<input type="checkbox"/>
14	Frac Miser 500bbl		99	475		99	475		99	475	<input type="checkbox"/>
15	Single Step 510 bbl		94	407		94	407		94	407	<input type="checkbox"/>
16	Frac Miser 500bbl		94	450		94	450		94	450	<input type="checkbox"/>
17	Frac Miser 500bbl		94	450		94	450		94	450	<input type="checkbox"/>
18	Frac Miser 500bbl		85	405		85	405		57	265	<input type="checkbox"/>
19	Frac Miser 500bbl		36	162		36	162		3	14	<input type="checkbox"/>
20	Frac Miser 500bbl		1	5		1	5		1	5	<input type="checkbox"/>
21	Smart Step 501		1	1		1	1		3	4	<input type="checkbox"/>
22	Smart Step 501		1	1		1	1		1	1	<input type="checkbox"/>
23	Frac Miser 500bbl		1	5		1	5		1	5	<input type="checkbox"/>
24	Frac Miser 500bbl		1	5		1	5		1	5	<input type="checkbox"/>
25	Frac Miser 500bbl		1	5		1	5		1	5	<input type="checkbox"/>
26	Frac Miser 500bbl		62	290		62	290		15	68	<input type="checkbox"/>
27	Frac Miser 500bbl		26	117		26	117		1	5	<input type="checkbox"/>
28	Single Step 510 bbl		28	108		28	108		7	22	<input type="checkbox"/>
29	Frac Miser 500bbl		1	5		1	5		1	5	<input type="checkbox"/>
30	Frac Miser 500bbl		29	131		29	131		6	27	<input type="checkbox"/>
31	Smart Step 501		1	1		1	1		1	1	<input type="checkbox"/>
32	Frac Miser 500bbl		80	380		80	380		1	5	<input type="checkbox"/>
33	Frac Miser 500bbl		1	5		1	5		1	5	<input type="checkbox"/>
34	Frac Miser 500bbl		75	355		75	355		75	355	<input type="checkbox"/>
35	Frac Miser 500bbl		95	455		95	455		95	455	<input type="checkbox"/>
36	Frac Miser 500bbl		97	465		97	465		97	465	<input type="checkbox"/>
37	Frac Miser 500bbl		83	395		83	395		83	395	<input type="checkbox"/>
38	Frac Miser 500bbl		94	450		94	450		15	68	<input type="checkbox"/>
39	Single Step 510 bbl		37	144		37	144		37	144	<input type="checkbox"/>
40	Frac Miser 500bbl		100	480		100	480		100	480	<input type="checkbox"/>
Hydration				71			71			71	<input type="checkbox"/>
Total				10897			10897			9010	

BBLs to Prime	
Available Water	457661 Gallons

Job Volumes	Bottoms	Total Volume
1st job volume	112160	206
2nd job volume		
3rd job volume		
4th job volume		
5th job volume		
6th job volume		
Flush		130
Ending		9010
Total Fluid Used		1887
Ending Job Volume		2681
Difference		-794
Percent		-42.1

1st STG	2681	bbls
2nd STG		bbls
3rd STG		bbls
4th STG		bbls
Total Pumped	2681	bbls

112603 Gallons

WATER STRAPS OFF DUE TO CONSTANT FLOW

Description	Unit	Type	Beginning	Ending	Used	Design	Percent
Proppant	Pounds	30/50	389200	288700	100500	102300	1.8
Acid	Gallons	HCL	750			750	
Surfactant	Gallons	Gperm	231	114	117	112	-4.5
Friction Red	Gallons	FR-56	107	49	58	56	-3.6
Foamer	Gallons	HC 2	NA				

WILLIAMS PRODUCTION RMT INC
1515 Arapahoe St. Tower 3 Suite
1000
DENVER, CO 80202

Puckett WGV 21-23-697

Mesaverde III
Garfield County, CO

Sales Order: 5427135

Post Job Report

For: Mr. Keith Hofland
Date: Friday, October 19, 2007

Notice: Although the information contained in this report is based on sound engineering practices, the copyright owner(s) does (do) not accept any responsibility whatsoever, in negligence or otherwise, for any loss or damage arising from the possession or use of the report whether in terms of correctness or otherwise. The application, therefore, by the user of this report or any part thereof, is solely at the user's own risk.

HALLIBURTON

Table of Contents

1.0	Well Information	3
1.1	Customer Information	3
1.2	Pipe Information	3
1.3	Perforation Intervals	3
2.0	Pumping Schedule	4
2.1	Designed Pumping Schedule	4
3.0	Actual Stage Summary	6
3.1	Stage Summary	6
4.0	Performance Highlights	7
4.1	Job Summary	7
4.2	Job Event Log	8
5.0	Attachments	9
5.1	Treatment Chart	9
5.2	Chemical Chart	10
5.3	Average Chart	11

1.0 WELL INFORMATION

1.1 Customer Information

Customer	WILLIAMS PRODUCTION RMT INC EBUSINE
Sales Order	5427135
Well Name	Puckett WGV
Interval	4
Well Number	21-23-697
Start Time	19-Oct-07 11:10:34
County	Garfield
State	Colorado
UWI/API	05-045-14154
Country	United States of America
H2S Present	Unknown
Customer Representative	Mr. Keith Hofland
Halliburton Representative	Mr. Austin Duckworth

1.2 Pipe Information

Equipment	Top MD ft	Bottom MD ft	OD in	ID in	Grade	Weight lb/ft
Casing	0.0	8200.0	4.500	4.000	L-80	11.60
Surface Pipe	0.0	50.0	5.000	4.000		

1.3 Perforation Intervals

Top MD ft	Bottom MD ft	Number of Shots	Perf Density spf	Perf Diameter in	Perf Formation
7923.0	7924.0	3	2.0	0.420	MV 3 Perforation Interval
7939.0	7940.0	3	2.0	0.420	MV 3 Perforation Interval
7970.0	7971.0	3	2.0	0.420	MV 3 Perforation Interval
8028.0	8029.0	3	2.0	0.420	MV 3 Perforation Interval
8047.0	8049.0	5	2.0	0.420	MV 3 Perforation Interval

2.0 PUMPING SCHEDULE

2.1 Designed Pumping Schedule

Stage Number	Description	Fluid System	Clean Volume gal	Slurry Volume gal	Prop Conc Start lb/gal	Prop Conc End lb/gal	Prop Type	Prop Mass 100*lb	Rate Stage Start bpm	Rate Stage End bpm	Stage Time min
1	Acid	10%_Hydrochloric Acid	750	750	0.00	0.00			10.0	10.0	1.84
2	Pad	Waterfrac	8000	8000	0.00	0.00			43.0	43.0	4.43
3	Proppant Laden Fluid	Waterfrac	8000	8181	0.50	0.50	SAND-PREMIUM WHITE-20/40, BULK (100003678)	40.00	43.0	43.0	4.53
4	Proppant Laden Fluid	Waterfrac	14000	14476	0.75	0.75	SAND-PREMIUM WHITE-20/40, BULK (100003678)	105.00	43.0	43.0	8.02
5	Proppant Laden Fluid	Waterfrac	20000	20907	1.00	1.00	SAND-PREMIUM WHITE-20/40, BULK (100003678)	200.00	43.0	43.0	11.59
6	Proppant Laden Fluid	Waterfrac	20000	21134	1.25	1.25	SAND-PREMIUM WHITE-20/40, BULK (100003678)	250.00	43.0	43.0	11.71

Stage Number	Description	Fluid System	Clean Volume gal	Slurry Volume gal	Prop Conc Start lb/gal	Prop Conc End lb/gal	Prop Type	Prop Mass 100*lb	Rate Stage Start bpm	Rate Stage End bpm	Stage Time min
7	Proppant Laden Fluid	Waterfrac	14000	14952	1.50	1.50	SAND-PREMIUM WHITE-20/40, BULK (100003678)	210.00	43.0	43.0	8.29
8	Flush	Flush	5292	5292	0.00	0.00			43.0	43.0	2.93
9	Shut-In	WATER FRAC G 30# - SBM (15347)	0	0	0.00	0.00					0.00
Total			90042	93693				805.00			53.35

3.0 ACTUAL STAGE SUMMARY

3.1 Stage Summary

Stage Number	Start Time	Max Treating Pressure psi	Avg Treating Pressure psi	Max Slurry Rate bpm	Avg Slurry Rate bpm	Avg Clean Rate bpm	Slurry Volume gal	Clean Volume gal	Proppant Mass Pumped 100*lb	Avg HHP hp
1	12:10:20	545	516	10.7	9.2	9.2	738	738	0.00	116
2	12:13:11	3245	1984	44.3	33.1	33.1	8001	8001	0.00	1612
3	12:18:56	2240	2058	44.3	43.9	43.1	8161	8013	32.74	2213
4	12:23:22	1984	1959	44.0	43.9	42.3	14533	14010	115.28	2105
5	12:31:15	1983	1899	43.9	43.8	41.7	20961	19973	217.75	2038
6	12:42:39	2146	1885	43.4	43.3	40.8	21217	20002	267.83	2000
7	12:54:19	2321	2215	44.1	43.3	40.4	14069	13143	204.22	2350
8	13:02:03	3032	2562	44.3	40.7	40.7	5297	5297	0.00	2555
9	13:05:23	0	0	0.0	0.0	0.0	0	0	0.00	0
							92977	89177	837.82	

4.0 PERFORMANCE HIGHLIGHTS

4.1 Job Summary

Start Time	19-Oct-07 12:10:20	
End Time	19-Oct-07 13:06:32	

Engineering Notes		
Engineer on Location	Robert Justus	
Initial Rate(Breakdown)	43.9	bpm
Initial Pressure(Breakdown)	3227	psi
Final Rate(during flush)	29.37	bpm
Final Pressure(during flush)	44.24	psi
Max Rate	44.27	bpm
Max Pressure	3245	psi
Average Rate	1997	bpm
Average Pressure	43.6	psi
Initial Braden Head Pressure	2	psi
Ending Braden Head Pressure	7	psi
ISIP	N/A	psi
Initial Frac Grad.	N/A	psi/ft
ISDP	548	psi
Final Frac Grad.	0.51	psi/ft
Tubular Type	4.5", 11.6#, csg	in
Proppant Delivered	2887	sk
Proppant Pumped	793	sk
Proppant in Formation	793	sk
Maximum Proppant Concentration	1.5	lbs/gal
Initial Perfs Open	N/A	open
Perf Diameter	0.42	in
Acid + Pad Volume	208	bbl
SLF Volume	1789.0	bbl
Flush Volume	126.0	bbl
Job Notes:		

Skipped ISIP per customer request. Pumped to completion.

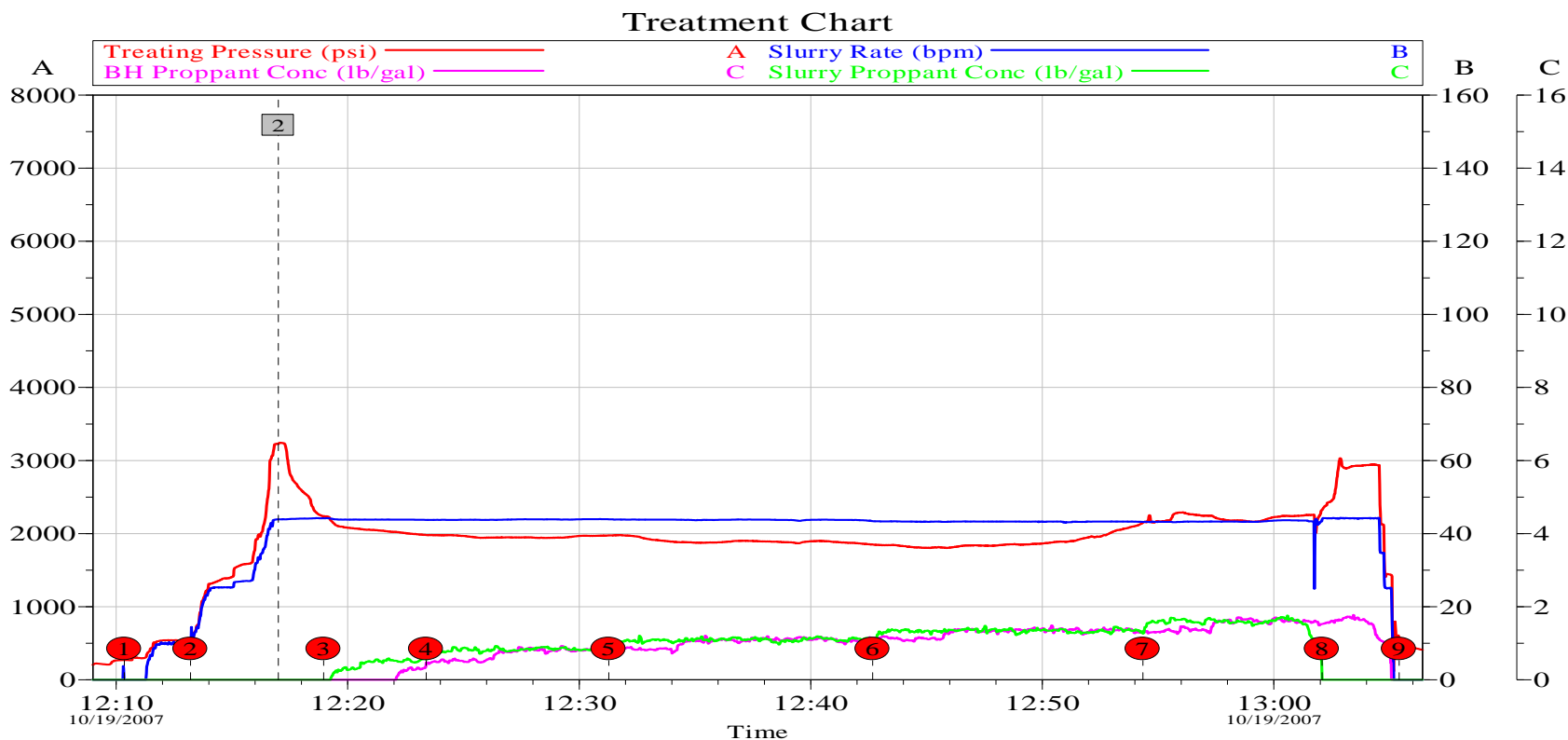
4.2 Job Event Log

Time	Description	Comment	Treating Pressure psi	Job Clean Vol gal	Job Proppant 100*lb
19-Oct-07 12:05:13	Start Job	Starting Job			
12:05:13	Next Treatment	Treatment Interval 1			
12:10:21	Stage 1	Acid	270	24	0.00
12:13:12	Stage 2	Pad	545	738	0.00
12:17:00	Break Formation		3227	5134	0.00
12:18:57	Stage 3	Proppant Laden Fluid	2238	8738	0.00
12:23:23	Stage 4	Proppant Laden Fluid	1981	16751	32.74
12:31:16	Stage 5	Proppant Laden Fluid	1975	30761	148.02
12:42:40	Stage 6	Proppant Laden Fluid	1851	50734	365.77
12:54:20	Stage 7	Proppant Laden Fluid	2146	70736	633.60
13:02:04	Stage 8	Flush	2321	83879	837.82
13:05:24	Stage 9	Shut-In	567	89177	837.82
13:06:32	End Job	Ending Job	404	89177	837.82

Time	Description	Comment	Stage At Blender	Slurry Rate bpm	N2 Pressure psi
12:05:13	Start Job	Starting Job			
12:05:13	Next Treatment	Treatment Interval 1			
12:10:21	Stage 1	Acid	0	0.0	2
12:13:12	Stage 2	Pad	1	9.7	2
12:17:00	Break Formation		2	43.9	2
12:18:57	Stage 3	Proppant Laden Fluid	2	44.2	2
12:23:23	Stage 4	Proppant Laden Fluid	3	43.8	2
12:31:16	Stage 5	Proppant Laden Fluid	4	43.9	3
12:42:40	Stage 6	Proppant Laden Fluid	5	43.4	4
12:54:20	Stage 7	Proppant Laden Fluid	6	43.2	6
13:02:04	Stage 8	Flush	7	43.4	7
13:05:24	Stage 9	Shut-In	8	0.0	8
13:06:32	End Job	Ending Job	9	0.0	8

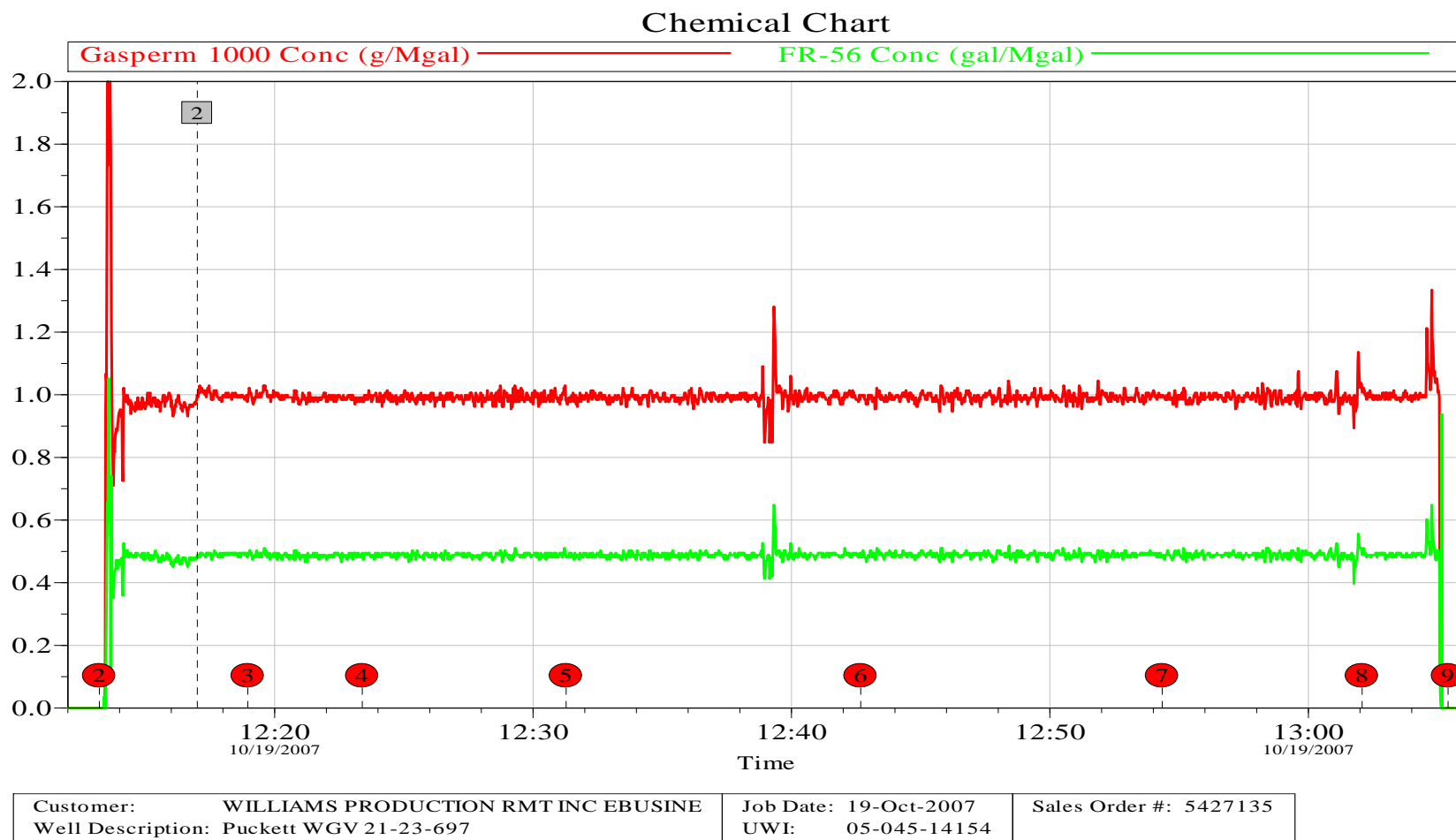
5.0 ATTACHMENTS

5.1 Treatment Chart

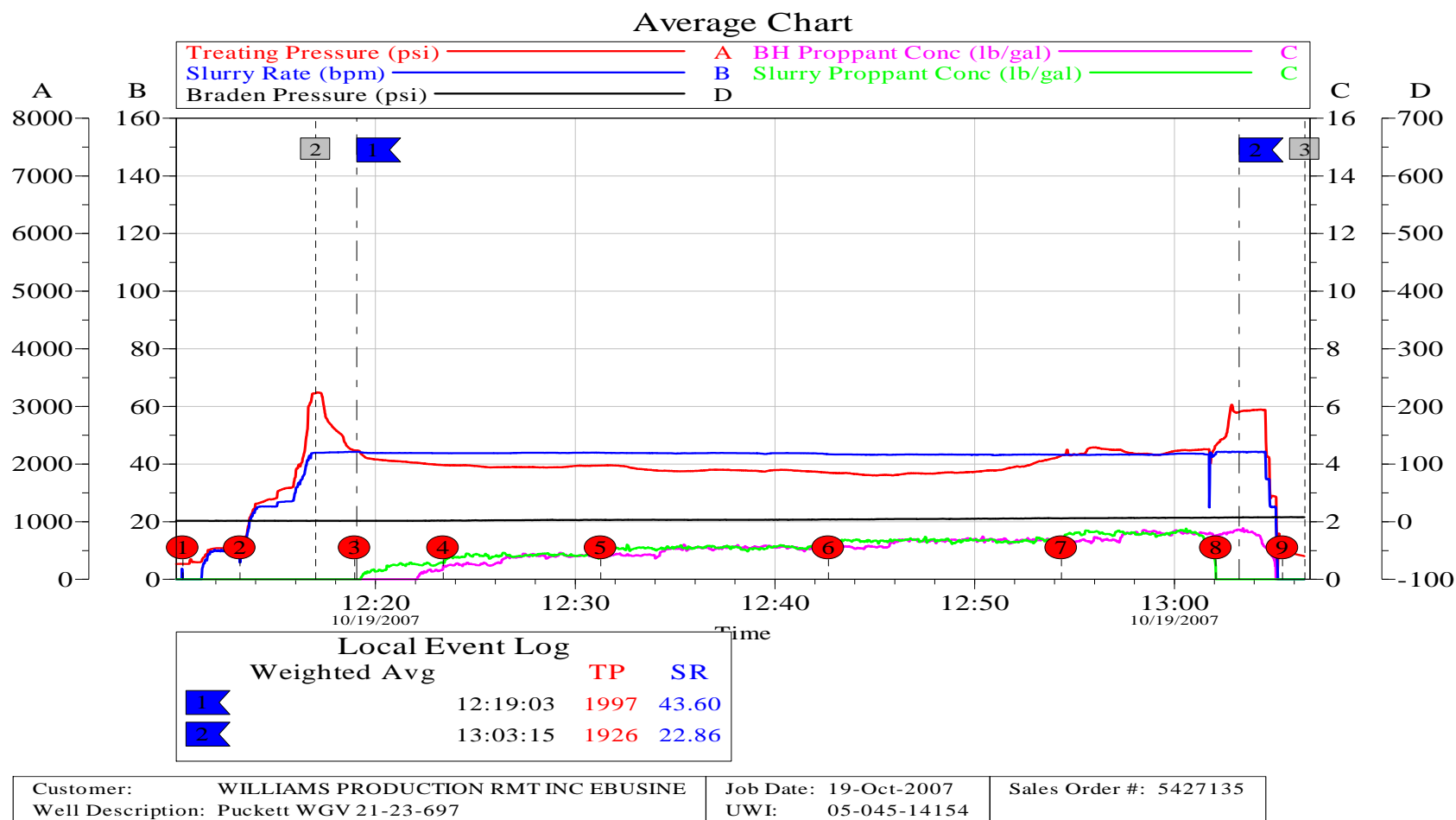


Customer:	WILLIAMS PRODUCTION RMT INC EBUSINE	Job Date:	19-Oct-2007	Sales Order #:	5427135
Well Description:	Puckett WGV 21-23-697	UWI:	05-045-14154		

5.2 Chemical Chart



5.3 Average Chart



Customer: Williams
Date: 1/8/2009

Sales Order: 5427135
Well Number: WGV 21-23
Stage: MV III

Tank Type		Beginning Strap			After Prime Strap			Ending Strap			Empty
Tank		Feet	Inches	Volume (bbls)	Feet	Inches	Volume (bbls)	Feet	Inches	Volume (bbls)	
1	Smart Step 501		31	121		31	121		4	8	<input type="checkbox"/>
2	Smart Step 501		31	121		31	121		4	8	<input type="checkbox"/>
3	Smart Step 501		31	121		6	16		6	16	<input type="checkbox"/>
4	Frac Miser 500bbl		99	475		56	260		55	255	<input type="checkbox"/>
5	Frac Miser 500bbl		99	475		99	475		90	430	<input type="checkbox"/>
6	Smart Step 501		18	67		18	67		18	67	<input type="checkbox"/>
7	Frac Miser 500bbl		101	485		101	485		101	485	<input type="checkbox"/>
8	Frac Miser 500bbl		101	485		101	485		101	485	<input type="checkbox"/>
9	Single Step 510 bbl		107	466		107	466		107	466	<input type="checkbox"/>
10	Frac Miser 500bbl		98	470		98	470		98	470	<input type="checkbox"/>
11	Frac Miser 500bbl		96	460		96	460		96	460	<input type="checkbox"/>
12	Frac Miser 500bbl		100	480		100	480		100	480	<input type="checkbox"/>
13	Single Step 510 bbl		104	453		104	453		104	453	<input type="checkbox"/>
14	Frac Miser 500bbl		99	475		99	475		99	475	<input type="checkbox"/>
15	Single Step 510 bbl		94	407		94	407		94	407	<input type="checkbox"/>
16	Frac Miser 500bbl		94	450		94	450		34	153	<input type="checkbox"/>
17	Frac Miser 500bbl		94	450		94	450		8	36	<input type="checkbox"/>
18	Frac Miser 500bbl		85	405		57	265		1	5	<input type="checkbox"/>
19	Frac Miser 500bbl		36	162		3	14		3	14	<input type="checkbox"/>
20	Frac Miser 500bbl		1	5		1	5		1	5	<input type="checkbox"/>
21	Smart Step 501		1	1		3	4		3	4	<input type="checkbox"/>
22	Smart Step 501		1	1		1	1		1	1	<input type="checkbox"/>
23	Frac Miser 500bbl		1	5		1	5		1	5	<input type="checkbox"/>
24	Frac Miser 500bbl		1	5		1	5		1	5	<input type="checkbox"/>
25	Frac Miser 500bbl		1	5		1	5		1	5	<input type="checkbox"/>
26	Frac Miser 500bbl		62	290		15	68		15	68	<input type="checkbox"/>
27	Frac Miser 500bbl		26	117		1	5		1	5	<input type="checkbox"/>
28	Single Step 510 bbl		28	108		7	22		7	22	<input type="checkbox"/>
29	Frac Miser 500bbl		1	5		1	5		1	5	<input type="checkbox"/>
30	Frac Miser 500bbl		29	131		6	27		6	27	<input type="checkbox"/>
31	Smart Step 501		1	1		1	1		1	1	<input type="checkbox"/>
32	Frac Miser 500bbl		80	380		1	5		1	5	<input type="checkbox"/>
33	Frac Miser 500bbl		1	5		1	5		1	5	<input type="checkbox"/>
34	Frac Miser 500bbl		75	355		75	355		64	300	<input type="checkbox"/>
35	Frac Miser 500bbl		95	455		95	455		1	5	<input type="checkbox"/>
36	Frac Miser 500bbl		97	465		9	41		9	41	<input type="checkbox"/>
37	Frac Miser 500bbl		83	395		83	395		83	395	<input type="checkbox"/>
38	Frac Miser 500bbl		94	450		15	68		15	68	<input type="checkbox"/>
39	Single Step 510 bbl		37	144		37	144		37	144	<input type="checkbox"/>
40	Frac Miser 500bbl		100	480		100	480		12	54	<input type="checkbox"/>
Hydration				71			71			71	<input type="checkbox"/>
Total				10897			8585			6406	

BBLs to Prime	2311.5
Available Water	360578 Gallons

Job Volumes		Bottoms	Total Volume		
1st job volume	92050	160	1st STG	2681	bbls
2nd job volume			2nd STG	2123	bbls
3rd job volume			3rd STG		bbls
4th job volume			4th STG		bbls
5th job volume					
6th job volume			Total Pumped	4804	bbls
Flush		126			
Ending		6406			
Total Fluid Used		2179			
Ending Job Volume		2123			
Difference		56			
Percent		2.6			
			89177	Gallons	

WATER STRAPS OFF DUE TO CONSTANT FLOW

Description	Unit	Type	Beginning	Ending	Used	Design	Percent	
Proppant	Pounds	30/50	288700	209400	79300	79200	-0.1	
Acid	Gallons	HCL	750			750		
Surfactant	Gallons	Gperm	114	24	90	89	-1.1	
Friction Red	Gallons	FR-56	330	286	44	44		
Foamer	Gallons	HC 2	NA					

Company: Williams Prod RMT
 Lease: Puckett WGV 21-23-697
 Formation: Cameo

HALLIBURTON

5427125

231° F

Date Pumped: October 18, 2007

NENW 23-6S-97W

Stage	Fluid Schedule	Volume (gals)	Cumulative Volume (gals)	Proppant Type	Prop Conc (ppg)	Proppant Total (lbs)	Slurry Volume (bbls)	Rate (bpm)	Stage Time (h:min:sec)	Total Time (h:min:sec)	(gpt)	FR-56 (gpt)	Gas Perm 1000 (gpt)	Stage
1	10% HCl	750	750				18	10	0:01:47	0:56:59				1
2	Pad	10,034	10,784				239	48	0:04:59	0:55:12		0.50	1.00	2
3	Water Frac	9,008	19,792	20/40 White Sand	0.50	4,504	219	48	0:04:34	0:50:13		0.50	1.00	3
4	Water Frac	16,025	35,817	20/40 White Sand	0.75	12,019	394	48	0:08:13	0:45:39		0.50	1.00	4
5	Water Frac	25,032	60,849	20/40 White Sand	1.00	25,032	623	48	0:12:59	0:37:26		0.50	1.00	5
6	Water Frac	25,018	85,867	20/40 White Sand	1.25	31,273	629	48	0:13:07	0:24:27		0.50	1.00	6
7	Water Frac	16,004	101,871	20/40 White Sand	1.50	24,006	407	48	0:08:29	0:11:20		0.50	1.00	7
8	Flush	5,770	107,641				137	48	0:02:52	0:02:52		0.50	1.00	8
Totals		107,641				96,833	2,667		0:56:59			53.4	106.9	

Callsheet Totals for Materials on Location - 25%

Percent Pad: 10.59%
 Pad + SLF: 101,871
 Pad + SLF + Flush: 107,641

Csg Size	Csg Weight
4 1/2	11.6

Pipe Friction
1047.6

FR-56	Gas Perm 1000
67	134

Reservoir Pressure: 3,935 psi	Press Gradient: 0.45 psi/ft	4963	120	Maximum Chemical Additive Rates - 48 bpm		
BHTP: 6,558 psi	Temp Gradient: 1.95 ° F/100 ft	480	480		FR-56	Gas Perm 1000
Frac Gradient: 0.75 psi/ft	Treating Press: 4341 psi			gpm	1.01 gpm	2.02 gpm
HHP: 5107	Density: 8.43 lb/gal				59	30
Mid Perf: 8744.5 feet	Gross Feet	300	350	Sec	Sec	Sec
Number of Perfs: 19	Net Feet					
Perf Diameter: 0.42 inches	82			Actual	Actual	Actual
Perf Friction: 567 psi				Bucket Size (gals)		
				1		
Perf Zone #1 8620 to 8621 3 holes		450	400	2 % KCL		
Perf Zone #2 8702 to 8704 4 holes				Shut down for ISIP and perform perf calcu		
Perf Zone #3 8759 to 8761 4 holes				Monitor surface casing pressure.		
Perf Zone #4 8835 to 8836 3 holes						
Perf Zone #5 8867 to 8869 5 holes			500			

Weight Slips

296,000

Recommendation Amount \$

Field Ticket Amount \$

From: Bouldon, Stephanie (E&P)
Sent: Monday, October 29, 2007 10:21 AM
To: Bevan, Samuel (E&P); Bouldon, Stephanie (E&P); Brown, Sandy (E&P); Bunch, Bruce (E&P); Courtney, Heather (E&P); D'Arthenay, Gabe (E&P); Davis, Greg (E&P); Dembowski, Scott (E&P); Evans-McKeal, Laura (E&P); Garrison, Rachel (E&P); Gonzales, Shirley (E&P); Harris, Howard (E&P); Hutchins, Barb (E&P); Knight, Craig (E&P); Lake, Jim (E&P); Merkins, Jennifer (E&P); Neifert, Angela (E&P); Pena, Nilda (E&P); Roush, Blake (E&P); Salwerowicz, Pat (E&P); Schaff, Jim (E&P); Shaffron, Michael (E&P); Smith, Annie (E&P); Stahl, Derek (E&P); Tinsley, Dean (E&P); Vallad, Amanda (E&P); Vicars, Darlene (E&P); Wentzel, Shane (E&P); Wertz, Julie (E&P); Wharton, Andra (E&P); White, Debra S (E&P)
Subject: Puckett WGV 21-23-697 First Sales

Puckett WGV 21-23-697		
Date	10/27/2007	
Subject	First Sales	
Time	4:00 p.m.	
Tubing Pressure	1125	
Casing Pressure	1925	
Surface Casing	0	
Choke Size	20/64	
Orifice Plate Size	1.375	
RTU Number	2228	
MCFD	789	
Pad Name	Puckett WGV 21-23-697	N 39.542450 W 108.189714
Other Wells on Pad	WGV 22-23-697	
Water Tank	Pit	
Oil Tank	1 - 300 bbl	
Separators	Cimarron Single Combo	
Dehydrator	Yes	
Water Meter	Yes	

STEPHANIE BOULDON
HIGHLANDS ASSET TEAM
FIELD OFFICE ADMINISTRATOR
970-263-2748
STEPHANIE.BOULDON@WILLIAMS.COM

From: Bouldon, Stephanie (E&P)
Sent: Wednesday, November 07, 2007 8:11 AM
To: Bevan, Samuel (E&P); Bouldon, Stephanie (E&P); Brown, Sandy (E&P); Bunch, Bruce (E&P); Courtney, Heather (E&P); D'Arthenay, Gabe (E&P); Davis, Greg (E&P); Dembowski, Scott (E&P); Evans-McKeal, Laura (E&P); Garrison, Rachel (E&P); Gonzales, Shirley (E&P); Harris, Howard (E&P); Hutchins, Barb (E&P); Knight, Craig (E&P); Lake, Jim (E&P); Merkins, Jennifer (E&P); Neifert, Angela (E&P); Pena, Nilda (E&P); Roush, Blake (E&P); Salwerowicz, Pat (E&P); Schaff, Jim (E&P); Shaffron, Michael (E&P); Smith, Annie (E&P); Stahl, Derek (E&P); Tinsley, Dean (E&P); Vallad, Amanda (E&P); Vicars, Darlene (E&P); Wentzel, Shane (E&P); Wertz, Julie (E&P); Wharton, Andra (E&P); White, Debra S (E&P)
Subject: Puckett WGV 21-23-697 Final Sales

Puckett WGV 21-23-697		
Date	11/6/2007	
Subject	Final Sales	
Time	4:30 p.m.	
Tubing Pressure	1500	
Casing Pressure	1605	
Surface Casing	0	
Choke Size	14/64	
Orifice Plate Size	1.375	
RTU Number	2228	
MCFD	1300	
Pad Name	Puckett WGV 21-23-697	N 39.542450 W 108.189714
Other Wells on Pad	WGV 22-23-697	
Water Tank	Pit	
Oil Tank	1 - 300 bbl	
Separators	Cimarron Single Combo	
Dehydrator	Yes	
Water Meter	Yes	

STEPHANIE BOULDON
HIGHLANDS ASSET TEAM
FIELD OFFICE ADMINISTRATOR
970-263-2748
STEPHANIE.BOULDON@WILLIAMS.COM

Flowback by
Supervisor
Operators
Location Phn#

Cardinal Flow Testing
Alan Tayrien
Justin Carmack
979-218-6488

Well Name
Operator
Representative

WGV 21-23-697
Williams
Keith Hoffland

								Totals From Below: 0				365.0			4,469		
Date MM/DD/YYYY	Time hh/mm	Wellhead Data			Separator				Gas Production		Fluid Production			Cumulative Prod		Frac Water	
		Tubing Press Psig	Casing Press Psig	Choke Size Ins.	Static Press. Psig	Diff. INS. H2O	Temp °F	Gas %	Approx. Flowrate MMCF/D	Cum. Volume MMCF	Cond. Prod. BO	Tank Gauge In H2O	Water Prod. BW	Cond. Prod. BO	Water Prod. BW	Pumped (1) BW	Yet To Recover BW
10/18/07	7:00								0			0.0	0	0.0		0	
	8:00								0			0.0	0	0.0		0	
	9:00								0			0.0	0	0.0		0	
	10:00								0			0.0	0	0.0		0	
	11:00								0			0.0	0	0.0		0	
	12:00								0			0.0	0	0.0		0	
	13:00								0			0.0	0	0.0		0	
	14:00								0			0.0	0	0.0		0	
	15:00								0			0.0	0	0.0		0	
	16:00		650	24					0			0.0	0	0.0	4,469	4,469	
	17:00		475	24					0			75.0	0	75.0		4,394	
	18:00		400	24					0			60.0	0	135.0		4,334	
	19:00		375	24					0			40.0	0	175.0		4,294	
	20:00		350	24					0			30.0	0	205.0		4,264	
	21:00		250	32					0			30.0	0	235.0		4,234	
	22:00		225	32					0			20.0	0	255.0		4,214	
	23:00		200	48					0			20.0	0	275.0		4,194	
10/19/07	0:00		150	48					0			20.0	0	295.0		4,174	
	1:00		100	48					0			20.0	0	315.0		4,154	
	2:00		100	48					0			10.0	0	325.0		4,144	
	3:00		100	48					0			10.0	0	335.0		4,134	
	4:00		75	48					0			10.0	0	345.0		4,124	
	5:00		50	48					0			10.0	0	355.0		4,114	
	6:00		50	48					0			10.0	0	365.0		4,104	
	7:00								0			0.0	0	365.0		4,104	
	8:00								0			0.0	0	365.0		4,104	
	9:00								0			0.0	0	365.0		4,104	
	10:00								0			0.0	0	365.0		4,104	
	11:00								0			0.0	0	365.0		4,104	
	12:00								0			0.0	0	365.0		4,104	
	13:00								0			0.0	0	365.0		4,104	
	14:00								0			0.0	0	365.0		4,104	
	15:00								0			0.0	0	365.0		4,104	
	16:00								0			0.0	0	365.0		4,104	
	17:00								0			0.0	0	365.0		4,104	
	18:00								0			0.0	0	365.0		4,104	
	19:00								0			0.0	0	365.0		4,104	
	20:00								0			0.0	0	365.0		4,104	
	21:00								0			0.0	0	365.0		4,104	
	22:00								0			0.0	0	365.0		4,104	
	23:00								0			0.0	0	365.0		4,104	
10/20/07	0:00								0			0.0	0	365.0		4,104	
	1:00								0			0.0	0	365.0		4,104	
	2:00								0			0.0	0	365.0		4,104	
	3:00								0			0.0	0	365.0		4,104	
	4:00								0			0.0	0	365.0		4,104	
	5:00								0			0.0	0	365.0		4,104	
	6:00								0			0.0	0	365.0		4,104	
	7:00								0			0.0	0	365.0		4,104	
	8:00								0			0.0	0	365.0		4,104	

Flowback by
Supervisor
Operators
Location Phn#

Cardinal Flow Testing
Alan Tayrien
Justin Carmack
979-218-6488

Well Name
Operator
Representative

WGV 21-23-697
Williams
Keith Hoffland

		Totals From Below: 0								0 365.0			4,469				
Date MM/DD/YYYY	Time hh/mm	Wellhead Data			Separator				Gas Production		Fluid Production			Cumulative Prod		Frac Water	
		Tubing Press Psig	Casing Press Psig	Choke Size Ins.	Static Press. Psig	Diff. INS. H2O	Temp °F	Gas %	Approx. Flowrate MMCF/D	Cum. Volume MMCF	Cond. Prod. BO	Tank Gauge In H2O	Water Prod. BW	Cond. Prod. BO	Water Prod. BW	Pumped (1) BW	Yet To Recover BW
	9:00								0			0.0	0	365.0		4,104	
	10:00								0			0.0	0	365.0		4,104	
	11:00								0			0.0	0	365.0		4,104	
	12:00								0			0.0	0	365.0		4,104	
	13:00								0			0.0	0	365.0		4,104	
	14:00								0			0.0	0	365.0		4,104	
	15:00								0			0.0	0	365.0		4,104	
	16:00								0			0.0	0	365.0		4,104	
	17:00								0			0.0	0	365.0		4,104	
	18:00								0			0.0	0	365.0		4,104	
	19:00								0			0.0	0	365.0		4,104	
	20:00								0			0.0	0	365.0		4,104	
	21:00								0			0.0	0	365.0		4,104	
	22:00								0			0.0	0	365.0		4,104	
	23:00								0			0.0	0	365.0		4,104	
10/21/07	0:00								0			0.0	0	365.0		4,104	
	1:00								0			0.0	0	365.0		4,104	
	2:00								0			0.0	0	365.0		4,104	
	3:00								0			0.0	0	365.0		4,104	
	4:00								0			0.0	0	365.0		4,104	
	5:00								0			0.0	0	365.0		4,104	
	6:00								0			0.0	0	365.0		4,104	
	7:00								0			0.0	0	365.0		4,104	
	8:00								0			0.0	0	365.0		4,104	
	9:00								0			0.0	0	365.0		4,104	
	10:00								0			0.0	0	365.0		4,104	
	11:00								0			0.0	0	365.0		4,104	
	12:00								0			0.0	0	365.0		4,104	
	13:00								0			0.0	0	365.0		4,104	
	14:00								0			0.0	0	365.0		4,104	
	15:00								0			0.0	0	365.0		4,104	
	16:00								0			0.0	0	365.0		4,104	
	17:00								0			0.0	0	365.0		4,104	
	18:00								0			0.0	0	365.0		4,104	
	19:00								0			0.0	0	365.0		4,104	
	20:00								0			0.0	0	365.0		4,104	
	21:00								0			0.0	0	365.0		4,104	
	22:00								0			0.0	0	365.0		4,104	
	23:00								0			0.0	0	365.0		4,104	
10/22/07	0:00								0			0.0	0	365.0		4,104	
	1:00								0			0.0	0	365.0		4,104	
	2:00								0			0.0	0	365.0		4,104	
	3:00								0			0.0	0	365.0		4,104	
	4:00								0			0.0	0	365.0		4,104	
	5:00								0			0.0	0	365.0		4,104	
	6:00								0			0.0	0	365.0		4,104	
	7:00								0			0.0	0	365.0		4,104	
	8:00								0			0.0	0	365.0		4,104	
	9:00								0			0.0	0	365.0		4,104	

Flowback by
Supervisor
Operators
Location Phn#

Cardinal Flow Testing
Alan Tayrien
Justin Carmack
979-218-6488

Well Name
Operator
Representative

WGV 21-23-697
Williams
Keith Hoffland

								Totals From Below: 0				365.0			0		365.0		4,469	
Date MM/DD/YYYY	Time hh/mm	Wellhead Data			Separator				Gas Production		Fluid Production			Cumulative Prod		Frac Water				
		Tubing Press Psig	Casing Press Psig	Choke Size Ins.	Static Press. Psig	Diff. INS. H2O	Temp °F	Gas %	Approx. Flowrate MMCF/D	Cum. Volume MMCF	Cond. Prod. BO	Tank Gauge In H2O	Water Prod. BW	Cond. Prod. BO	Water Prod. BW	Pumped (1) BW	Yet To Recover BW			
	10:00								0				0.0	0	365.0		4,104			
	11:00								0				0.0	0	365.0		4,104			
	12:00								0				0.0	0	365.0		4,104			
	13:00								0				0.0	0	365.0		4,104			
	14:00								0				0.0	0	365.0		4,104			
	15:00								0				0.0	0	365.0		4,104			
	16:00								0				0.0	0	365.0		4,104			
	17:00								0				0.0	0	365.0		4,104			
	18:00								0				0.0	0	365.0		4,104			
	19:00								0				0.0	0	365.0		4,104			
	20:00								0				0.0	0	365.0		4,104			
	21:00								0				0.0	0	365.0		4,104			
	22:00								0				0.0	0	365.0		4,104			
	23:00								0				0.0	0	365.0		4,104			
10/23/07	0:00								0				0.0	0	365.0		4,104			
	1:00								0				0.0	0	365.0		4,104			
	2:00								0				0.0	0	365.0		4,104			
	3:00								0				0.0	0	365.0		4,104			
	4:00								0				0.0	0	365.0		4,104			
	5:00								0				0.0	0	365.0		4,104			
	6:00								0				0.0	0	365.0		4,104			
	7:00								0				0.0	0	365.0		4,104			
	8:00								0				0.0	0	365.0		4,104			
	9:00								0				0.0	0	365.0		4,104			
	10:00								0				0.0	0	365.0		4,104			
	11:00								0				0.0	0	365.0		4,104			
	12:00								0				0.0	0	365.0		4,104			
	13:00								0				0.0	0	365.0		4,104			
	14:00								0				0.0	0	365.0		4,104			
	15:00								0				0.0	0	365.0		4,104			
	16:00								0				0.0	0	365.0		4,104			
	17:00								0				0.0	0	365.0		4,104			
	18:00								0				0.0	0	365.0		4,104			
	19:00								0				0.0	0	365.0		4,104			
	20:00								0				0.0	0	365.0		4,104			
	21:00								0				0.0	0	365.0		4,104			
	22:00								0				0.0	0	365.0		4,104			
	23:00								0				0.0	0	365.0		4,104			
10/24/07	0:00								0				0.0	0	365.0		4,104			
	1:00								0				0.0	0	365.0		4,104			
	2:00								0				0.0	0	365.0		4,104			
	3:00								0				0.0	0	365.0		4,104			
	4:00								0				0.0	0	365.0		4,104			
	5:00								0				0.0	0	365.0		4,104			
	6:00								0				0.0	0	365.0		4,104			
	7:00								0				0.0	0	365.0		4,104			
	8:00								0				0.0	0	365.0		4,104			
	9:00								0				0.0	0	365.0		4,104			
	10:00								0				0.0	0	365.0		4,104			

Flowback by
Supervisor
Operators
Location Phn#

Cardinal Flow Testing
Alan Tayrien
Justin Carmack
979-218-6488

Well Name
Operator
Representative

WGV 21-23-697
Williams
Keith Hoffland

		Totals From Below: 0								0 365.0			4,469				
Date MM/DD/YYYY	Time hh/mm	Wellhead Data			Separator				Gas Production		Fluid Production			Cumulative Prod		Frac Water	
		Tubing Press Psig	Casing Press Psig	Choke Size Ins.	Static Press. Psig	Diff. INS. H2O	Temp °F	Gas %	Approx. Flowrate MMCF/D	Cum. Volume MMCF	Cond. Prod. BO	Tank Gauge In H2O	Water Prod. BW	Cond. Prod. BO	Water Prod. BW	Pumped (1) BW	Yet To Recover BW
	11:00								0			0.0	0	365.0		4,104	
	12:00								0			0.0	0	365.0		4,104	
	13:00								0			0.0	0	365.0		4,104	
	14:00								0			0.0	0	365.0		4,104	
	15:00								0			0.0	0	365.0		4,104	
	16:00								0			0.0	0	365.0		4,104	
	17:00								0			0.0	0	365.0		4,104	
	18:00								0			0.0	0	365.0		4,104	
	19:00								0			0.0	0	365.0		4,104	
	20:00								0			0.0	0	365.0		4,104	
	21:00								0			0.0	0	365.0		4,104	
	22:00								0			0.0	0	365.0		4,104	
	23:00								0			0.0	0	365.0		4,104	
10/25/07	0:00								0			0.0	0	365.0		4,104	
	1:00								0			0.0	0	365.0		4,104	
	2:00								0			0.0	0	365.0		4,104	
	3:00								0			0.0	0	365.0		4,104	
	4:00								0			0.0	0	365.0		4,104	
	5:00								0			0.0	0	365.0		4,104	
	6:00								0			0.0	0	365.0		4,104	
	7:00								0			0.0	0	365.0		4,104	
	8:00								0			0.0	0	365.0		4,104	
	9:00								0			0.0	0	365.0		4,104	
	10:00								0			0.0	0	365.0		4,104	
	11:00								0			0.0	0	365.0		4,104	
	12:00								0			0.0	0	365.0		4,104	
	13:00								0			0.0	0	365.0		4,104	
	14:00								0			0.0	0	365.0		4,104	
	15:00								0			0.0	0	365.0		4,104	
	16:00								0			0.0	0	365.0		4,104	
	17:00								0			0.0	0	365.0		4,104	
	18:00								0			0.0	0	365.0		4,104	
	19:00								0			0.0	0	365.0		4,104	
	20:00								0			0.0	0	365.0		4,104	
	21:00								0			0.0	0	365.0		4,104	
	22:00								0			0.0	0	365.0		4,104	
	23:00								0			0.0	0	365.0		4,104	
10/26/07	0:00								0			0.0	0	365.0		4,104	
	1:00								0			0.0	0	365.0		4,104	
	2:00								0			0.0	0	365.0		4,104	
	3:00								0			0.0	0	365.0		4,104	
	4:00								0			0.0	0	365.0		4,104	
	5:00								0			0.0	0	365.0		4,104	
	6:00								0			0.0	0	365.0		4,104	
	7:00								0			0.0	0	365.0		4,104	
	8:00								0			0.0	0	365.0		4,104	
	9:00								0			0.0	0	365.0		4,104	
	10:00								0			0.0	0	365.0		4,104	
	11:00								0			0.0	0	365.0		4,104	

Flowback by
Supervisor
Operators
Location Phn#

Cardinal Flow Testing
Alan Tayrien
Justin Carmack
979-218-6488

Well Name
Operator
Representative

WGV 21-23-697
Williams
Keith Hoffland

								Totals From Below: 0				365.0			0		4,469	
Date MM/DD/YYYY	Time hh/mm	Wellhead Data			Separator				Gas Production		Fluid Production			Cumulative Prod		Frac Water		
		Tubing Press Psig	Casing Press Psig	Choke Size Ins.	Static Press. Psig	Diff. INS. H2O	Temp °F	Gas %	Approx. Flowrate MMCF/D	Cum. Volume MMCF	Cond. Prod. BO	Tank Gauge In H2O	Water Prod. BW	Cond. Prod. BO	Water Prod. BW	Pumped (1) BW	Yet To Recover BW	
	12:00								0			0.0	0	365.0		4,104		
	13:00								0			0.0	0	365.0		4,104		
	14:00								0			0.0	0	365.0		4,104		
	15:00								0			0.0	0	365.0		4,104		
	16:00								0			0.0	0	365.0		4,104		
	17:00								0			0.0	0	365.0		4,104		
	18:00								0			0.0	0	365.0		4,104		
	19:00								0			0.0	0	365.0		4,104		
	20:00								0			0.0	0	365.0		4,104		
	21:00								0			0.0	0	365.0		4,104		
	22:00								0			0.0	0	365.0		4,104		
	23:00								0			0.0	0	365.0		4,104		
10/27/07	0:00								0			0.0	0	365.0		4,104		
	1:00								0			0.0	0	365.0		4,104		
	2:00								0			0.0	0	365.0		4,104		
	3:00								0			0.0	0	365.0		4,104		
	4:00								0			0.0	0	365.0		4,104		
	5:00								0			0.0	0	365.0		4,104		
	6:00								0			0.0	0	365.0		4,104		
	7:00								0			0.0	0	365.0		4,104		
	8:00								0			0.0	0	365.0		4,104		
	9:00								0			0.0	0	365.0		4,104		
	10:00								0			0.0	0	365.0		4,104		
	11:00								0			0.0	0	365.0		4,104		
	12:00								0			0.0	0	365.0		4,104		
	13:00								0			0.0	0	365.0		4,104		
	14:00								0			0.0	0	365.0		4,104		
	15:00								0			0.0	0	365.0		4,104		
	16:00								0			0.0	0	365.0		4,104		
	17:00								0			0.0	0	365.0		4,104		
	18:00								0			0.0	0	365.0		4,104		
	19:00								0			0.0	0	365.0		4,104		
	20:00								0			0.0	0	365.0		4,104		
	21:00								0			0.0	0	365.0		4,104		
	22:00								0			0.0	0	365.0		4,104		
	23:00								0			0.0	0	365.0		4,104		
10/28/07	0:00								0			0.0	0	365.0		4,104		
	1:00								0			0.0	0	365.0		4,104		
	2:00								0			0.0	0	365.0		4,104		
	3:00								0			0.0	0	365.0		4,104		
	4:00								0			0.0	0	365.0		4,104		
	5:00								0			0.0	0	365.0		4,104		
	6:00								0			0.0	0	365.0		4,104		
	7:00								0			0.0	0	365.0		4,104		
	8:00								0			0.0	0	365.0		4,104		
	9:00								0			0.0	0	365.0		4,104		
	10:00								0			0.0	0	365.0		4,104		
	11:00								0			0.0	0	365.0		4,104		
	12:00								0			0.0	0	365.0		4,104		

Flowback by
Supervisor
Operators
Location Phn#

Cardinal Flow Testing
Alan Tayrien
Justin Carmack
979-218-6488

Well Name
Operator
Representative

WGV 21-23-697
Williams
Keith Hoffland

		Totals From Below: 0								0 365.0			4,469				
Date MM/DD/YYYY	Time hh/mm	Wellhead Data			Separator				Gas Production		Fluid Production			Cumulative Prod		Frac Water	
		Tubing Press Psig	Casing Press Psig	Choke Size Ins.	Static Press. Psig	Diff. INS. H2O	Temp °F	Gas %	Approx. Flowrate MMCF/D	Cum. Volume MMCF	Cond. Prod. BO	Tank Gauge In H2O	Water Prod. BW	Cond. Prod. BO	Water Prod. BW	Pumped (1) BW	Yet To Recover BW
	13:00								0			0.0	0	365.0		4,104	
	14:00								0			0.0	0	365.0		4,104	
	15:00								0			0.0	0	365.0		4,104	
	16:00								0			0.0	0	365.0		4,104	
	17:00								0			0.0	0	365.0		4,104	
	18:00								0			0.0	0	365.0		4,104	
	19:00								0			0.0	0	365.0		4,104	
	20:00								0			0.0	0	365.0		4,104	
	21:00								0			0.0	0	365.0		4,104	
	22:00								0			0.0	0	365.0		4,104	
	23:00								0			0.0	0	365.0		4,104	
10/29/07	0:00								0			0.0	0	365.0		4,104	
	1:00								0			0.0	0	365.0		4,104	
	2:00								0			0.0	0	365.0		4,104	
	3:00								0			0.0	0	365.0		4,104	
	4:00								0			0.0	0	365.0		4,104	
	5:00								0			0.0	0	365.0		4,104	
	6:00								0			0.0	0	365.0		4,104	
	7:00								0			0.0	0	365.0		4,104	
	8:00								0			0.0	0	365.0		4,104	
	9:00								0			0.0	0	365.0		4,104	
	10:00								0			0.0	0	365.0		4,104	
	11:00								0			0.0	0	365.0		4,104	
	12:00								0			0.0	0	365.0		4,104	
	13:00								0			0.0	0	365.0		4,104	
	14:00								0			0.0	0	365.0		4,104	
	15:00								0			0.0	0	365.0		4,104	
	16:00								0			0.0	0	365.0		4,104	
	17:00								0			0.0	0	365.0		4,104	
	18:00								0			0.0	0	365.0		4,104	
	19:00								0			0.0	0	365.0		4,104	
	20:00								0			0.0	0	365.0		4,104	
	21:00								0			0.0	0	365.0		4,104	
	22:00								0			0.0	0	365.0		4,104	
	23:00								0			0.0	0	365.0		4,104	
10/30/07	0:00								0			0.0	0	365.0		4,104	
	1:00								0			0.0	0	365.0		4,104	
	2:00								0			0.0	0	365.0		4,104	
	3:00								0			0.0	0	365.0		4,104	
	4:00								0			0.0	0	365.0		4,104	
	5:00								0			0.0	0	365.0		4,104	
	6:00								0			0.0	0	365.0		4,104	
	7:00								0			0.0	0	365.0		4,104	
	8:00								0			0.0	0	365.0		4,104	
	9:00								0			0.0	0	365.0		4,104	
	10:00								0			0.0	0	365.0		4,104	
	11:00								0			0.0	0	365.0		4,104	
	12:00								0			0.0	0	365.0		4,104	
	13:00								0			0.0	0	365.0		4,104	

Flowback by
Supervisor
Operators
Location Phn#

Cardinal Flow Testing
Alan Tayrien
Justin Carmack
979-218-6488

Well Name
Operator
Representative

WGV 21-23-697
Williams
Keith Hoffland

		Totals From Below: 0								0 365.0			4,469				
Date MM/DD/YYYY	Time hh/mm	Wellhead Data			Separator				Gas Production		Fluid Production			Cumulative Prod		Frac Water	
		Tubing Press Psig	Casing Press Psig	Choke Size Ins.	Static Press. Psig	Diff. INS. H2O	Temp °F	Gas %	Approx. Flowrate MMCF/D	Cum. Volume MMCF	Cond. Prod. BO	Tank Gauge In H2O	Water Prod. BW	Cond. Prod. BO	Water Prod. BW	Pumped (1) BW	Yet To Recover BW
	14:00								0			0.0	0	365.0		4,104	
	15:00								0			0.0	0	365.0		4,104	
	16:00								0			0.0	0	365.0		4,104	
	17:00								0			0.0	0	365.0		4,104	
	18:00								0			0.0	0	365.0		4,104	
	19:00								0			0.0	0	365.0		4,104	
	20:00								0			0.0	0	365.0		4,104	
	21:00								0			0.0	0	365.0		4,104	
	22:00								0			0.0	0	365.0		4,104	
	23:00								0			0.0	0	365.0		4,104	
10/31/07	0:00								0			0.0	0	365.0		4,104	
	1:00								0			0.0	0	365.0		4,104	
	2:00								0			0.0	0	365.0		4,104	
	3:00								0			0.0	0	365.0		4,104	
	4:00								0			0.0	0	365.0		4,104	
	5:00								0			0.0	0	365.0		4,104	
	6:00								0			0.0	0	365.0		4,104	
	7:00								0			0.0	0	365.0		4,104	
	8:00								0			0.0	0	365.0		4,104	
	9:00								0			0.0	0	365.0		4,104	
	10:00								0			0.0	0	365.0		4,104	
	11:00								0			0.0	0	365.0		4,104	
	12:00								0			0.0	0	365.0		4,104	
	13:00								0			0.0	0	365.0		4,104	
	14:00								0			0.0	0	365.0		4,104	
	15:00								0			0.0	0	365.0		4,104	
	16:00								0			0.0	0	365.0		4,104	
	17:00								0			0.0	0	365.0		4,104	
	18:00								0			0.0	0	365.0		4,104	
	19:00								0			0.0	0	365.0		4,104	
	20:00								0			0.0	0	365.0		4,104	
	21:00								0			0.0	0	365.0		4,104	
	22:00								0			0.0	0	365.0		4,104	
	23:00								0			0.0	0	365.0		4,104	
11/01/07	0:00								0			0.0	0	365.0		4,104	
	1:00								0			0.0	0	365.0		4,104	
	2:00								0			0.0	0	365.0		4,104	
	3:00								0			0.0	0	365.0		4,104	
	4:00								0			0.0	0	365.0		4,104	
	5:00								0			0.0	0	365.0		4,104	
	6:00								0			0.0	0	365.0		4,104	
	7:00								0			0.0	0	365.0		4,104	
	8:00								0			0.0	0	365.0		4,104	
	9:00								0			0.0	0	365.0		4,104	
	10:00								0			0.0	0	365.0		4,104	
	11:00								0			0.0	0	365.0		4,104	
	12:00								0			0.0	0	365.0		4,104	
	13:00								0			0.0	0	365.0		4,104	
	14:00								0			0.0	0	365.0		4,104	

Flowback by
Supervisor
Operators
Location Phn#

Cardinal Flow Testing
Alan Tayrien
Justin Carmack
979-218-6488

Well Name
Operator
Representative

WGV 21-23-697
Williams
Keith Hoffland

		Totals From Below: 0								0 365.0			4,469				
Date MM/DD/YYYY	Time hh/mm	Wellhead Data			Separator				Gas Production		Fluid Production			Cumulative Prod		Frac Water	
		Tubing Press Psig	Casing Press Psig	Choke Size Ins.	Static Press. Psig	Diff. INS. H2O	Temp °F	Gas %	Approx. Flowrate MMCF/D	Cum. Volume MMCF	Cond. Prod. BO	Tank Gauge In H2O	Water Prod. BW	Cond. Prod. BO	Water Prod. BW	Pumped (1) BW	Yet To Recover BW
	15:00								0			0.0	0	365.0		4,104	
	16:00								0			0.0	0	365.0		4,104	
	17:00								0			0.0	0	365.0		4,104	
	18:00								0			0.0	0	365.0		4,104	
	19:00								0			0.0	0	365.0		4,104	
	20:00								0			0.0	0	365.0		4,104	
	21:00								0			0.0	0	365.0		4,104	
	22:00								0			0.0	0	365.0		4,104	
	23:00								0			0.0	0	365.0		4,104	
11/02/07	0:00								0			0.0	0	365.0		4,104	
	1:00								0			0.0	0	365.0		4,104	
	2:00								0			0.0	0	365.0		4,104	
	3:00								0			0.0	0	365.0		4,104	
	4:00								0			0.0	0	365.0		4,104	
	5:00								0			0.0	0	365.0		4,104	
	6:00								0			0.0	0	365.0		4,104	
	7:00								0			0.0	0	365.0		4,104	
	8:00								0			0.0	0	365.0		4,104	
	9:00								0			0.0	0	365.0		4,104	
	10:00								0			0.0	0	365.0		4,104	
	11:00								0			0.0	0	365.0		4,104	
	12:00								0			0.0	0	365.0		4,104	
	13:00								0			0.0	0	365.0		4,104	
	14:00								0			0.0	0	365.0		4,104	
	15:00								0			0.0	0	365.0		4,104	
	16:00								0			0.0	0	365.0		4,104	
	17:00								0			0.0	0	365.0		4,104	
	18:00								0			0.0	0	365.0		4,104	
	19:00								0			0.0	0	365.0		4,104	
	20:00								0			0.0	0	365.0		4,104	
	21:00								0			0.0	0	365.0		4,104	
	22:00								0			0.0	0	365.0		4,104	
	23:00								0			0.0	0	365.0		4,104	
11/03/07	0:00								0			0.0	0	365.0		4,104	
	1:00								0			0.0	0	365.0		4,104	
	2:00								0			0.0	0	365.0		4,104	
	3:00								0			0.0	0	365.0		4,104	
	4:00								0			0.0	0	365.0		4,104	
	5:00								0			0.0	0	365.0		4,104	
	6:00								0			0.0	0	365.0		4,104	
	7:00								0			0.0	0	365.0		4,104	
	8:00								0			0.0	0	365.0		4,104	
	9:00								0			0.0	0	365.0		4,104	
	10:00								0			0.0	0	365.0		4,104	
	11:00								0			0.0	0	365.0		4,104	
	12:00								0			0.0	0	365.0		4,104	
	13:00								0			0.0	0	365.0		4,104	
	14:00								0			0.0	0	365.0		4,104	
	15:00								0			0.0	0	365.0		4,104	

Flowback by
Supervisor
Operators
Location Phn#

Cardinal Flow Testing
Alan Tayrien
Justin Carmack
979-218-6488

Well Name
Operator
Representative

WGV 21-23-697
Williams
Keith Hoffland

Totals From Below: 0 0 365.0 4,469																	
Date MM/DD/YYYY	Time hh/mm	Wellhead Data			Separator				Gas Production		Fluid Production			Cumulative Prod		Frac Water	
		Tubing Press Psig	Casing Press Psig	Choke Size Ins.	Static Press. Psig	Diff. INS. H2O	Temp °F	Gas %	Approx. Flowrate MMCF/D	Cum. Volume MMCF	Cond. Prod. BO	Tank Gauge In H2O	Water Prod. BW	Cond. Prod. BO	Water Prod. BW	Pumped (1) BW	Yet To Recover BW
	16:00									0			0.0	0	365.0		4,104
	17:00									0			0.0	0	365.0		4,104
	18:00									0			0.0	0	365.0		4,104
	19:00									0			0.0	0	365.0		4,104
	20:00									0			0.0	0	365.0		4,104
	21:00									0			0.0	0	365.0		4,104
	22:00									0			0.0	0	365.0		4,104
	23:00									0			0.0	0	365.0		4,104
11/04/07	0:00									0			0.0	0	365.0		4,104
	1:00									0			0.0	0	365.0		4,104
	2:00									0			0.0	0	365.0		4,104
	3:00									0			0.0	0	365.0		4,104
	4:00									0			0.0	0	365.0		4,104
	5:00									0			0.0	0	365.0		4,104
	6:00									0			0.0	0	365.0		4,104
	7:00									0			0.0	0	365.0		4,104
	8:00									0			0.0	0	365.0		4,104
	9:00									0			0.0	0	365.0		4,104
	10:00									0			0.0	0	365.0		4,104
	11:00									0			0.0	0	365.0		4,104
	12:00									0			0.0	0	365.0		4,104
	13:00									0			0.0	0	365.0		4,104
	14:00									0			0.0	0	365.0		4,104
	15:00									0			0.0	0	365.0		4,104
	16:00									0			0.0	0	365.0		4,104
	17:00									0			0.0	0	365.0		4,104
	18:00									0			0.0	0	365.0		4,104
	19:00									0			0.0	0	365.0		4,104
	20:00									0			0.0	0	365.0		4,104
	21:00									0			0.0	0	365.0		4,104
	22:00									0			0.0	0	365.0		4,104
	23:00									0			0.0	0	365.0		4,104
11/05/07	0:00									0			0.0	0	365.0		4,104
	1:00									0			0.0	0	365.0		4,104
	2:00									0			0.0	0	365.0		4,104
	3:00									0			0.0	0	365.0		4,104
	4:00									0			0.0	0	365.0		4,104
	5:00									0			0.0	0	365.0		4,104
	6:00									0			0.0	0	365.0		4,104
	7:00									0			0.0	0	365.0		4,104
	8:00									0			0.0	0	365.0		4,104
	9:00									0			0.0	0	365.0		4,104
	10:00									0			0.0	0	365.0		4,104
	11:00									0			0.0	0	365.0		4,104
	12:00									0			0.0	0	365.0		4,104
	13:00									0			0.0	0	365.0		4,104
	14:00									0			0.0	0	365.0		4,104
	15:00									0			0.0	0	365.0		4,104
	16:00									0			0.0	0	365.0		4,104

Flowback by
Supervisor
Operators
Location Phn#

Cardinal Flow Testing
Alan Tayrien
Justin Carmack
979-218-6488

Well Name
Operator
Representative

WGV 21-23-697
Williams
Keith Hoffland

		Totals From Below: 0								0 365.0			4,469				
Date MM/DD/YYYY	Time hh/mm	Wellhead Data			Separator				Gas Production		Fluid Production			Cumulative Prod		Frac Water	
		Tubing Press Psig	Casing Press Psig	Choke Size Ins.	Static Press. Psig	Diff. INS. H2O	Temp °F	Gas %	Approx. Flowrate MMCF/D	Cum. Volume MMCF	Cond. Prod. BO	Tank Gauge In H2O	Water Prod. BW	Cond. Prod. BO	Water Prod. BW	Pumped (1) BW	Yet To Recover BW
	17:00								0			0.0	0	365.0		4,104	
	18:00								0			0.0	0	365.0		4,104	
	19:00								0			0.0	0	365.0		4,104	
	20:00								0			0.0	0	365.0		4,104	
	21:00								0			0.0	0	365.0		4,104	
	22:00								0			0.0	0	365.0		4,104	
	23:00								0			0.0	0	365.0		4,104	
11/06/07	0:00								0			0.0	0	365.0		4,104	
	1:00								0			0.0	0	365.0		4,104	
	2:00								0			0.0	0	365.0		4,104	
	3:00								0			0.0	0	365.0		4,104	
	4:00								0			0.0	0	365.0		4,104	
	5:00								0			0.0	0	365.0		4,104	
	6:00								0			0.0	0	365.0		4,104	
	7:00								0			0.0	0	365.0		4,104	
	8:00								0			0.0	0	365.0		4,104	
	9:00								0			0.0	0	365.0		4,104	
	10:00								0			0.0	0	365.0		4,104	
	11:00								0			0.0	0	365.0		4,104	
	12:00								0			0.0	0	365.0		4,104	
	13:00								0			0.0	0	365.0		4,104	
	14:00								0			0.0	0	365.0		4,104	
	15:00								0			0.0	0	365.0		4,104	
	16:00								0			0.0	0	365.0		4,104	
	17:00								0			0.0	0	365.0		4,104	
	18:00								0			0.0	0	365.0		4,104	
	19:00								0			0.0	0	365.0		4,104	
	20:00								0			0.0	0	365.0		4,104	
	21:00								0			0.0	0	365.0		4,104	
	22:00								0			0.0	0	365.0		4,104	
	23:00								0			0.0	0	365.0		4,104	
11/07/07	0:00								0			0.0	0	365.0		4,104	
	1:00								0			0.0	0	365.0		4,104	
	2:00								0			0.0	0	365.0		4,104	
	3:00								0			0.0	0	365.0		4,104	
	4:00								0			0.0	0	365.0		4,104	
	5:00								0			0.0	0	365.0		4,104	
	6:00								0			0.0	0	365.0		4,104	
	7:00								0			0.0	0	365.0		4,104	
	8:00								0			0.0	0	365.0		4,104	
	9:00								0			0.0	0	365.0		4,104	
	10:00								0			0.0	0	365.0		4,104	
	11:00								0			0.0	0	365.0		4,104	
	12:00								0			0.0	0	365.0		4,104	
	13:00								0			0.0	0	365.0		4,104	
	14:00								0			0.0	0	365.0		4,104	
	15:00								0			0.0	0	365.0		4,104	
	16:00								0			0.0	0	365.0		4,104	
	17:00								0			0.0	0	365.0		4,104	

Flowback by **Cardinal Flow Testing**
Supervisor **Alan Tayrien**
Operators **Justin Carmack**
Location Phn# **979-218-6488**

Well Name **WGV 21-23-697**
Operator **Williams**
Representative **Keith Hoffland**

								Totals From Below: 0						0	365.0	4,469	
Date	Time	Wellhead Data			Separator				Gas Production		Fluid Production			Cumulative Prod		Frac Water	
MM/DD/YYYY	hh/mm	Tubing Press Psig	Casing Press Psig	Choke Size Ins.	Static Press. Psig	Diff. INS. H2O	Temp °F	Gas %	Approx. Flowrate MMCF/D	Cum. Volume MMCF	Cond. Prod. BO	Tank Gauge In H2O	Water Prod. BW	Cond. Prod. BO	Water Prod. BW	Pumped (1) BW	Yet To Recover BW
	18:00									0			0.0	0	365.0		4,104
	19:00									0			0.0	0	365.0		4,104
	20:00									0			0.0	0	365.0		4,104
	21:00									0			0.0	0	365.0		4,104
	22:00									0			0.0	0	365.0		4,104
	23:00									0			0.0	0	365.0		4,104

Flowback by
Supervisor
Operators
Location Phn#

Cardinal Flow Testing
Alan Tayrien
Troy Smith
979-218-6488

Well Name
Operator
Representative

WGV 21-23-697
Williams
Keith Hoffland

								Totals From Below: 0				0 365.0			4,469		
Date MM/DD/YYYY	Time hh/mm	Wellhead Data			Separator				Gas Production		Fluid Production			Cumulative Prod		Frac Water	
		Tubing Press Psig	Casing Press Psig	Choke Size Ins.	Static Press. Psig	Diff. INS. H2O	Temp °F	Gas %	Approx. Flowrate MMCF/D	Cum. Volume MMCF	Cond. Prod. BO	Tank Gauge In H2O	Water Prod. BW	Cond. Prod. BO	Water Prod. BW	Pumped (1) BW	Yet To Recover BW
10/18/07	7:00								0			0.0	0	0.0		0	
	8:00								0			0.0	0	0.0		0	
	9:00								0			0.0	0	0.0		0	
	10:00								0			0.0	0	0.0		0	
	11:00								0			0.0	0	0.0		0	
	12:00								0			0.0	0	0.0		0	
	13:00								0			0.0	0	0.0		0	
	14:00								0			0.0	0	0.0		0	
	15:00								0			0.0	0	0.0		0	
	16:00		650	24					0			0.0	0	0.0	4,469	4,469	
	17:00		475	24					0			75.0	0	75.0		4,394	
	18:00		400	24					0			60.0	0	135.0		4,334	
	19:00		375	24					0			40.0	0	175.0		4,294	
	20:00		350	24					0			30.0	0	205.0		4,264	
	21:00		250	32					0			30.0	0	235.0		4,234	
	22:00		225	32					0			20.0	0	255.0		4,214	
	23:00		200	48					0			20.0	0	275.0		4,194	
10/19/07	0:00		150	48					0			20.0	0	295.0		4,174	
	1:00		100	48					0			20.0	0	315.0		4,154	
	2:00		100	48					0			10.0	0	325.0		4,144	
	3:00		100	48					0			10.0	0	335.0		4,134	
	4:00		75	48					0			10.0	0	345.0		4,124	
	5:00		50	48					0			10.0	0	355.0		4,114	
	6:00		50	48					0			10.0	0	365.0		4,104	
	7:00								0			0.0	0	365.0		4,104	
	8:00								0			0.0	0	365.0		4,104	
	9:00								0			0.0	0	365.0		4,104	
	10:00								0			0.0	0	365.0		4,104	
	11:00								0			0.0	0	365.0		4,104	
	12:00								0			0.0	0	365.0		4,104	
	13:00								0			0.0	0	365.0		4,104	
	14:00								0			0.0	0	365.0		4,104	
	15:00								0			0.0	0	365.0		4,104	
	16:00								0			0.0	0	365.0		4,104	
	17:00								0			0.0	0	365.0		4,104	
	18:00		0	48					0			0.0	0	365.0		4,104	
	19:00		0	48					0			0.0	0	365.0		4,104	
	20:00		0	48					0			0.0	0	365.0		4,104	
	21:00		0	48					0			0.0	0	365.0		4,104	
	22:00		0	48					0			0.0	0	365.0		4,104	
	23:00		0	48					0			0.0	0	365.0		4,104	
10/20/07	0:00		0	48					0			0.0	0	365.0		4,104	
	1:00		0	48					0			0.0	0	365.0		4,104	
	2:00		0	48					0			0.0	0	365.0		4,104	
	3:00		0	48					0			0.0	0	365.0		4,104	
	4:00		0	48					0			0.0	0	365.0		4,104	
	5:00		0	48					0			0.0	0	365.0		4,104	
	6:00		0	48					0			0.0	0	365.0		4,104	
	7:00								0			0.0	0	365.0		4,104	
	8:00								0			0.0	0	365.0		4,104	

Flowback by
Supervisor
Operators
Location Phn#

Cardinal Flow Testing
Alan Tayrien
Troy Smith
979-218-6488

Well Name
Operator
Representative

WGV 21-23-697
Williams
Keith Hoffland

		Totals From Below: 0								0 365.0			4,469				
Date MM/DD/YYYY	Time hh/mm	Wellhead Data			Separator				Gas Production		Fluid Production			Cumulative Prod		Frac Water	
		Tubing Press Psig	Casing Press Psig	Choke Size Ins.	Static Press. Psig	Diff. INS. H2O	Temp °F	Gas %	Approx. Flowrate MMCF/D	Cum. Volume MMCF	Cond. Prod. BO	Tank Gauge In H2O	Water Prod. BW	Cond. Prod. BO	Water Prod. BW	Pumped (1) BW	Yet To Recover BW
	9:00								0			0.0	0	365.0		4,104	
	10:00								0			0.0	0	365.0		4,104	
	11:00								0			0.0	0	365.0		4,104	
	12:00								0			0.0	0	365.0		4,104	
	13:00								0			0.0	0	365.0		4,104	
	14:00								0			0.0	0	365.0		4,104	
	15:00								0			0.0	0	365.0		4,104	
	16:00								0			0.0	0	365.0		4,104	
	17:00								0			0.0	0	365.0		4,104	
	18:00								0			0.0	0	365.0		4,104	
	19:00								0			0.0	0	365.0		4,104	
	20:00								0			0.0	0	365.0		4,104	
	21:00								0			0.0	0	365.0		4,104	
	22:00								0			0.0	0	365.0		4,104	
	23:00								0			0.0	0	365.0		4,104	
10/21/07	0:00								0			0.0	0	365.0		4,104	
	1:00								0			0.0	0	365.0		4,104	
	2:00								0			0.0	0	365.0		4,104	
	3:00								0			0.0	0	365.0		4,104	
	4:00								0			0.0	0	365.0		4,104	
	5:00								0			0.0	0	365.0		4,104	
	6:00								0			0.0	0	365.0		4,104	
	7:00								0			0.0	0	365.0		4,104	
	8:00								0			0.0	0	365.0		4,104	
	9:00								0			0.0	0	365.0		4,104	
	10:00								0			0.0	0	365.0		4,104	
	11:00								0			0.0	0	365.0		4,104	
	12:00								0			0.0	0	365.0		4,104	
	13:00								0			0.0	0	365.0		4,104	
	14:00								0			0.0	0	365.0		4,104	
	15:00								0			0.0	0	365.0		4,104	
	16:00								0			0.0	0	365.0		4,104	
	17:00								0			0.0	0	365.0		4,104	
	18:00								0			0.0	0	365.0		4,104	
	19:00								0			0.0	0	365.0		4,104	
	20:00								0			0.0	0	365.0		4,104	
	21:00								0			0.0	0	365.0		4,104	
	22:00								0			0.0	0	365.0		4,104	
	23:00								0			0.0	0	365.0		4,104	
10/22/07	0:00								0			0.0	0	365.0		4,104	
	1:00								0			0.0	0	365.0		4,104	
	2:00								0			0.0	0	365.0		4,104	
	3:00								0			0.0	0	365.0		4,104	
	4:00								0			0.0	0	365.0		4,104	
	5:00								0			0.0	0	365.0		4,104	
	6:00								0			0.0	0	365.0		4,104	
	7:00								0			0.0	0	365.0		4,104	
	8:00								0			0.0	0	365.0		4,104	
	9:00								0			0.0	0	365.0		4,104	

Flowback by
Supervisor
Operators
Location Phn#

Cardinal Flow Testing
Alan Tayrien
Troy Smith
979-218-6488

Well Name
Operator
Representative

WGV 21-23-697
Williams
Keith Hoffland

		Totals From Below: 0										0 365.0		4,469			
Date MM/DD/YYYY	Time hh/mm	Wellhead Data			Separator				Gas Production		Fluid Production			Cumulative Prod		Frac Water	
		Tubing Press Psig	Casing Press Psig	Choke Size Ins.	Static Press. Psig	Diff. INS. H2O	Temp °F	Gas %	Approx. Flowrate MMCF/D	Cum. Volume MMCF	Cond. Prod. BO	Tank Gauge In H2O	Water Prod. BW	Cond. Prod. BO	Water Prod. BW	Pumped (1) BW	Yet To Recover BW
	10:00								0			0.0	0	365.0		4,104	
	11:00								0			0.0	0	365.0		4,104	
	12:00								0			0.0	0	365.0		4,104	
	13:00								0			0.0	0	365.0		4,104	
	14:00								0			0.0	0	365.0		4,104	
	15:00								0			0.0	0	365.0		4,104	
	16:00								0			0.0	0	365.0		4,104	
	17:00								0			0.0	0	365.0		4,104	
	18:00								0			0.0	0	365.0		4,104	
	19:00								0			0.0	0	365.0		4,104	
	20:00								0			0.0	0	365.0		4,104	
	21:00								0			0.0	0	365.0		4,104	
	22:00								0			0.0	0	365.0		4,104	
	23:00								0			0.0	0	365.0		4,104	
10/23/07	0:00								0			0.0	0	365.0		4,104	
	1:00								0			0.0	0	365.0		4,104	
	2:00								0			0.0	0	365.0		4,104	
	3:00								0			0.0	0	365.0		4,104	
	4:00								0			0.0	0	365.0		4,104	
	5:00								0			0.0	0	365.0		4,104	
	6:00								0			0.0	0	365.0		4,104	
	7:00								0			0.0	0	365.0		4,104	
	8:00								0			0.0	0	365.0		4,104	
	9:00								0			0.0	0	365.0		4,104	
	10:00								0			0.0	0	365.0		4,104	
	11:00								0			0.0	0	365.0		4,104	
	12:00								0			0.0	0	365.0		4,104	
	13:00								0			0.0	0	365.0		4,104	
	14:00								0			0.0	0	365.0		4,104	
	15:00								0			0.0	0	365.0		4,104	
	16:00								0			0.0	0	365.0		4,104	
	17:00								0			0.0	0	365.0		4,104	
	18:00								0			0.0	0	365.0		4,104	
	19:00								0			0.0	0	365.0		4,104	
	20:00								0			0.0	0	365.0		4,104	
	21:00								0			0.0	0	365.0		4,104	
	22:00								0			0.0	0	365.0		4,104	
	23:00								0			0.0	0	365.0		4,104	
10/24/07	0:00								0			0.0	0	365.0		4,104	
	1:00								0			0.0	0	365.0		4,104	
	2:00								0			0.0	0	365.0		4,104	
	3:00								0			0.0	0	365.0		4,104	
	4:00								0			0.0	0	365.0		4,104	
	5:00								0			0.0	0	365.0		4,104	
	6:00								0			0.0	0	365.0		4,104	
	7:00								0			0.0	0	365.0		4,104	
	8:00								0			0.0	0	365.0		4,104	
	9:00								0			0.0	0	365.0		4,104	
	10:00								0			0.0	0	365.0		4,104	

Flowback by
Supervisor
Operators
Location Phn#

Cardinal Flow Testing
Alan Tayrien
Troy Smith
979-218-6488

Well Name
Operator
Representative

WGV 21-23-697
Williams
Keith Hoffland

		Totals From Below: 0								0 365.0			4,469				
Date MM/DD/YYYY	Time hh/mm	Wellhead Data			Separator				Gas Production		Fluid Production			Cumulative Prod		Frac Water	
		Tubing Press Psig	Casing Press Psig	Choke Size Ins.	Static Press. Psig	Diff. INS. H2O	Temp °F	Gas %	Approx. Flowrate MMCF/D	Cum. Volume MMCF	Cond. Prod. BO	Tank Gauge In H2O	Water Prod. BW	Cond. Prod. BO	Water Prod. BW	Pumped (1) BW	Yet To Recover BW
	11:00								0			0.0	0	365.0		4,104	
	12:00								0			0.0	0	365.0		4,104	
	13:00								0			0.0	0	365.0		4,104	
	14:00								0			0.0	0	365.0		4,104	
	15:00								0			0.0	0	365.0		4,104	
	16:00								0			0.0	0	365.0		4,104	
	17:00								0			0.0	0	365.0		4,104	
	18:00								0			0.0	0	365.0		4,104	
	19:00								0			0.0	0	365.0		4,104	
	20:00								0			0.0	0	365.0		4,104	
	21:00								0			0.0	0	365.0		4,104	
	22:00								0			0.0	0	365.0		4,104	
	23:00								0			0.0	0	365.0		4,104	
10/25/07	0:00								0			0.0	0	365.0		4,104	
	1:00								0			0.0	0	365.0		4,104	
	2:00								0			0.0	0	365.0		4,104	
	3:00								0			0.0	0	365.0		4,104	
	4:00								0			0.0	0	365.0		4,104	
	5:00								0			0.0	0	365.0		4,104	
	6:00								0			0.0	0	365.0		4,104	
	7:00								0			0.0	0	365.0		4,104	
	8:00								0			0.0	0	365.0		4,104	
	9:00								0			0.0	0	365.0		4,104	
	10:00								0			0.0	0	365.0		4,104	
	11:00								0			0.0	0	365.0		4,104	
	12:00								0			0.0	0	365.0		4,104	
	13:00								0			0.0	0	365.0		4,104	
	14:00								0			0.0	0	365.0		4,104	
	15:00								0			0.0	0	365.0		4,104	
	16:00								0			0.0	0	365.0		4,104	
	17:00								0			0.0	0	365.0		4,104	
	18:00								0			0.0	0	365.0		4,104	
	19:00								0			0.0	0	365.0		4,104	
	20:00								0			0.0	0	365.0		4,104	
	21:00								0			0.0	0	365.0		4,104	
	22:00								0			0.0	0	365.0		4,104	
	23:00								0			0.0	0	365.0		4,104	
10/26/07	0:00								0			0.0	0	365.0		4,104	
	1:00								0			0.0	0	365.0		4,104	
	2:00								0			0.0	0	365.0		4,104	
	3:00								0			0.0	0	365.0		4,104	
	4:00								0			0.0	0	365.0		4,104	
	5:00								0			0.0	0	365.0		4,104	
	6:00								0			0.0	0	365.0		4,104	
	7:00								0			0.0	0	365.0		4,104	
	8:00								0			0.0	0	365.0		4,104	
	9:00								0			0.0	0	365.0		4,104	
	10:00								0			0.0	0	365.0		4,104	
	11:00								0			0.0	0	365.0		4,104	

Flowback by
Supervisor
Operators
Location Phn#

Cardinal Flow Testing
Alan Tayrien
Troy Smith
979-218-6488

Well Name
Operator
Representative

WGV 21-23-697
Williams
Keith Hoffland

		Totals From Below: 0								0 365.0			4,469				
Date MM/DD/YYYY	Time hh/mm	Wellhead Data			Separator				Gas Production		Fluid Production			Cumulative Prod		Frac Water	
		Tubing Press Psig	Casing Press Psig	Choke Size Ins.	Static Press. Psig	Diff. INS. H2O	Temp °F	Gas %	Approx. Flowrate MMCF/D	Cum. Volume MMCF	Cond. Prod. BO	Tank Gauge In H2O	Water Prod. BW	Cond. Prod. BO	Water Prod. BW	Pumped (1) BW	Yet To Recover BW
	12:00								0			0.0	0	365.0		4,104	
	13:00								0			0.0	0	365.0		4,104	
	14:00								0			0.0	0	365.0		4,104	
	15:00								0			0.0	0	365.0		4,104	
	16:00								0			0.0	0	365.0		4,104	
	17:00								0			0.0	0	365.0		4,104	
	18:00								0			0.0	0	365.0		4,104	
	19:00								0			0.0	0	365.0		4,104	
	20:00								0			0.0	0	365.0		4,104	
	21:00								0			0.0	0	365.0		4,104	
	22:00								0			0.0	0	365.0		4,104	
	23:00								0			0.0	0	365.0		4,104	
10/27/07	0:00								0			0.0	0	365.0		4,104	
	1:00								0			0.0	0	365.0		4,104	
	2:00								0			0.0	0	365.0		4,104	
	3:00								0			0.0	0	365.0		4,104	
	4:00								0			0.0	0	365.0		4,104	
	5:00								0			0.0	0	365.0		4,104	
	6:00								0			0.0	0	365.0		4,104	
	7:00								0			0.0	0	365.0		4,104	
	8:00								0			0.0	0	365.0		4,104	
	9:00								0			0.0	0	365.0		4,104	
	10:00								0			0.0	0	365.0		4,104	
	11:00								0			0.0	0	365.0		4,104	
	12:00								0			0.0	0	365.0		4,104	
	13:00								0			0.0	0	365.0		4,104	
	14:00								0			0.0	0	365.0		4,104	
	15:00								0			0.0	0	365.0		4,104	
	16:00								0			0.0	0	365.0		4,104	
	17:00								0			0.0	0	365.0		4,104	
	18:00								0			0.0	0	365.0		4,104	
	19:00								0			0.0	0	365.0		4,104	
	20:00								0			0.0	0	365.0		4,104	
	21:00								0			0.0	0	365.0		4,104	
	22:00								0			0.0	0	365.0		4,104	
	23:00								0			0.0	0	365.0		4,104	
10/28/07	0:00								0			0.0	0	365.0		4,104	
	1:00								0			0.0	0	365.0		4,104	
	2:00								0			0.0	0	365.0		4,104	
	3:00								0			0.0	0	365.0		4,104	
	4:00								0			0.0	0	365.0		4,104	
	5:00								0			0.0	0	365.0		4,104	
	6:00								0			0.0	0	365.0		4,104	
	7:00								0			0.0	0	365.0		4,104	
	8:00								0			0.0	0	365.0		4,104	
	9:00								0			0.0	0	365.0		4,104	
	10:00								0			0.0	0	365.0		4,104	
	11:00								0			0.0	0	365.0		4,104	
	12:00								0			0.0	0	365.0		4,104	

Flowback by
Supervisor
Operators
Location Phn#

Cardinal Flow Testing
Alan Tayrien
Troy Smith
979-218-6488

Well Name
Operator
Representative

WGV 21-23-697
Williams
Keith Hoffland

		Totals From Below: 0								0 365.0			4,469				
Date MM/DD/YYYY	Time hh/mm	Wellhead Data			Separator				Gas Production		Fluid Production			Cumulative Prod		Frac Water	
		Tubing Press Psig	Casing Press Psig	Choke Size Ins.	Static Press. Psig	Diff. INS. H2O	Temp °F	Gas %	Approx. Flowrate MMCF/D	Cum. Volume MMCF	Cond. Prod. BO	Tank Gauge In H2O	Water Prod. BW	Cond. Prod. BO	Water Prod. BW	Pumped (1) BW	Yet To Recover BW
	13:00								0			0.0	0	365.0		4,104	
	14:00								0			0.0	0	365.0		4,104	
	15:00								0			0.0	0	365.0		4,104	
	16:00								0			0.0	0	365.0		4,104	
	17:00								0			0.0	0	365.0		4,104	
	18:00								0			0.0	0	365.0		4,104	
	19:00								0			0.0	0	365.0		4,104	
	20:00								0			0.0	0	365.0		4,104	
	21:00								0			0.0	0	365.0		4,104	
	22:00								0			0.0	0	365.0		4,104	
	23:00								0			0.0	0	365.0		4,104	
10/29/07	0:00								0			0.0	0	365.0		4,104	
	1:00								0			0.0	0	365.0		4,104	
	2:00								0			0.0	0	365.0		4,104	
	3:00								0			0.0	0	365.0		4,104	
	4:00								0			0.0	0	365.0		4,104	
	5:00								0			0.0	0	365.0		4,104	
	6:00								0			0.0	0	365.0		4,104	
	7:00								0			0.0	0	365.0		4,104	
	8:00								0			0.0	0	365.0		4,104	
	9:00								0			0.0	0	365.0		4,104	
	10:00								0			0.0	0	365.0		4,104	
	11:00								0			0.0	0	365.0		4,104	
	12:00								0			0.0	0	365.0		4,104	
	13:00								0			0.0	0	365.0		4,104	
	14:00								0			0.0	0	365.0		4,104	
	15:00								0			0.0	0	365.0		4,104	
	16:00								0			0.0	0	365.0		4,104	
	17:00								0			0.0	0	365.0		4,104	
	18:00								0			0.0	0	365.0		4,104	
	19:00								0			0.0	0	365.0		4,104	
	20:00								0			0.0	0	365.0		4,104	
	21:00								0			0.0	0	365.0		4,104	
	22:00								0			0.0	0	365.0		4,104	
	23:00								0			0.0	0	365.0		4,104	
10/30/07	0:00								0			0.0	0	365.0		4,104	
	1:00								0			0.0	0	365.0		4,104	
	2:00								0			0.0	0	365.0		4,104	
	3:00								0			0.0	0	365.0		4,104	
	4:00								0			0.0	0	365.0		4,104	
	5:00								0			0.0	0	365.0		4,104	
	6:00								0			0.0	0	365.0		4,104	
	7:00								0			0.0	0	365.0		4,104	
	8:00								0			0.0	0	365.0		4,104	
	9:00								0			0.0	0	365.0		4,104	
	10:00								0			0.0	0	365.0		4,104	
	11:00								0			0.0	0	365.0		4,104	
	12:00								0			0.0	0	365.0		4,104	
	13:00								0			0.0	0	365.0		4,104	

Flowback by
Supervisor
Operators
Location Phn#

Cardinal Flow Testing
Alan Tayrien
Troy Smith
979-218-6488

Well Name
Operator
Representative

WGV 21-23-697
Williams
Keith Hoffland

								Totals From Below: 0			365.0			0		4,469	
Date MM/DD/YYYY	Time hh/mm	Wellhead Data			Separator				Gas Production		Fluid Production			Cumulative Prod		Frac Water	
		Tubing Press Psig	Casing Press Psig	Choke Size Ins.	Static Press. Psig	Diff. INS. H2O	Temp °F	Gas %	Approx. Flowrate MMCF/D	Cum. Volume MMCF	Cond. Prod. BO	Tank Gauge In H2O	Water Prod. BW	Cond. Prod. BO	Water Prod. BW	Pumped (1) BW	Yet To Recover BW
	14:00								0			0.0	0	365.0		4,104	
	15:00								0			0.0	0	365.0		4,104	
	16:00								0			0.0	0	365.0		4,104	
	17:00								0			0.0	0	365.0		4,104	
	18:00								0			0.0	0	365.0		4,104	
	19:00								0			0.0	0	365.0		4,104	
	20:00								0			0.0	0	365.0		4,104	
	21:00								0			0.0	0	365.0		4,104	
	22:00								0			0.0	0	365.0		4,104	
	23:00								0			0.0	0	365.0		4,104	
10/31/07	0:00								0			0.0	0	365.0		4,104	
	1:00								0			0.0	0	365.0		4,104	
	2:00								0			0.0	0	365.0		4,104	
	3:00								0			0.0	0	365.0		4,104	
	4:00								0			0.0	0	365.0		4,104	
	5:00								0			0.0	0	365.0		4,104	
	6:00								0			0.0	0	365.0		4,104	
	7:00								0			0.0	0	365.0		4,104	
	8:00								0			0.0	0	365.0		4,104	
	9:00								0			0.0	0	365.0		4,104	
	10:00								0			0.0	0	365.0		4,104	
	11:00								0			0.0	0	365.0		4,104	
	12:00								0			0.0	0	365.0		4,104	
	13:00								0			0.0	0	365.0		4,104	
	14:00								0			0.0	0	365.0		4,104	
	15:00								0			0.0	0	365.0		4,104	
	16:00								0			0.0	0	365.0		4,104	
	17:00								0			0.0	0	365.0		4,104	
	18:00								0			0.0	0	365.0		4,104	
	19:00								0			0.0	0	365.0		4,104	
	20:00								0			0.0	0	365.0		4,104	
	21:00								0			0.0	0	365.0		4,104	
	22:00								0			0.0	0	365.0		4,104	
	23:00								0			0.0	0	365.0		4,104	
11/01/07	0:00								0			0.0	0	365.0		4,104	
	1:00								0			0.0	0	365.0		4,104	
	2:00								0			0.0	0	365.0		4,104	
	3:00								0			0.0	0	365.0		4,104	
	4:00								0			0.0	0	365.0		4,104	
	5:00								0			0.0	0	365.0		4,104	
	6:00								0			0.0	0	365.0		4,104	
	7:00								0			0.0	0	365.0		4,104	
	8:00								0			0.0	0	365.0		4,104	
	9:00								0			0.0	0	365.0		4,104	
	10:00								0			0.0	0	365.0		4,104	
	11:00								0			0.0	0	365.0		4,104	
	12:00								0			0.0	0	365.0		4,104	
	13:00								0			0.0	0	365.0		4,104	
	14:00								0			0.0	0	365.0		4,104	

Flowback by
Supervisor
Operators
Location Phn#

Cardinal Flow Testing
Alan Tayrien
Troy Smith
979-218-6488

Well Name
Operator
Representative

WGV 21-23-697
Williams
Keith Hoffland

		Totals From Below: 0								0 365.0			4,469				
Date MM/DD/YYYY	Time hh/mm	Wellhead Data			Separator				Gas Production		Fluid Production			Cumulative Prod		Frac Water	
		Tubing Press Psig	Casing Press Psig	Choke Size Ins.	Static Press. Psig	Diff. INS. H2O	Temp °F	Gas %	Approx. Flowrate MMCF/D	Cum. Volume MMCF	Cond. Prod. BO	Tank Gauge In H2O	Water Prod. BW	Cond. Prod. BO	Water Prod. BW	Pumped (1) BW	Yet To Recover BW
	15:00								0			0.0	0	365.0		4,104	
	16:00								0			0.0	0	365.0		4,104	
	17:00								0			0.0	0	365.0		4,104	
	18:00								0			0.0	0	365.0		4,104	
	19:00								0			0.0	0	365.0		4,104	
	20:00								0			0.0	0	365.0		4,104	
	21:00								0			0.0	0	365.0		4,104	
	22:00								0			0.0	0	365.0		4,104	
	23:00								0			0.0	0	365.0		4,104	
11/02/07	0:00								0			0.0	0	365.0		4,104	
	1:00								0			0.0	0	365.0		4,104	
	2:00								0			0.0	0	365.0		4,104	
	3:00								0			0.0	0	365.0		4,104	
	4:00								0			0.0	0	365.0		4,104	
	5:00								0			0.0	0	365.0		4,104	
	6:00								0			0.0	0	365.0		4,104	
	7:00								0			0.0	0	365.0		4,104	
	8:00								0			0.0	0	365.0		4,104	
	9:00								0			0.0	0	365.0		4,104	
	10:00								0			0.0	0	365.0		4,104	
	11:00								0			0.0	0	365.0		4,104	
	12:00								0			0.0	0	365.0		4,104	
	13:00								0			0.0	0	365.0		4,104	
	14:00								0			0.0	0	365.0		4,104	
	15:00								0			0.0	0	365.0		4,104	
	16:00								0			0.0	0	365.0		4,104	
	17:00								0			0.0	0	365.0		4,104	
	18:00								0			0.0	0	365.0		4,104	
	19:00								0			0.0	0	365.0		4,104	
	20:00								0			0.0	0	365.0		4,104	
	21:00								0			0.0	0	365.0		4,104	
	22:00								0			0.0	0	365.0		4,104	
	23:00								0			0.0	0	365.0		4,104	
11/03/07	0:00								0			0.0	0	365.0		4,104	
	1:00								0			0.0	0	365.0		4,104	
	2:00								0			0.0	0	365.0		4,104	
	3:00								0			0.0	0	365.0		4,104	
	4:00								0			0.0	0	365.0		4,104	
	5:00								0			0.0	0	365.0		4,104	
	6:00								0			0.0	0	365.0		4,104	
	7:00								0			0.0	0	365.0		4,104	
	8:00								0			0.0	0	365.0		4,104	
	9:00								0			0.0	0	365.0		4,104	
	10:00								0			0.0	0	365.0		4,104	
	11:00								0			0.0	0	365.0		4,104	
	12:00								0			0.0	0	365.0		4,104	
	13:00								0			0.0	0	365.0		4,104	
	14:00								0			0.0	0	365.0		4,104	
	15:00								0			0.0	0	365.0		4,104	

Flowback by
Supervisor
Operators
Location Phn#

Cardinal Flow Testing
Alan Tayrien
Troy Smith
979-218-6488

Well Name
Operator
Representative

WGV 21-23-697
Williams
Keith Hoffland

								Totals From Below: 0			365.0			0		365.0		4,469	
Date MM/DD/YYYY	Time hh/mm	Wellhead Data			Separator				Gas Production		Fluid Production			Cumulative Prod		Frac Water			
		Tubing Press Psig	Casing Press Psig	Choke Size Ins.	Static Press. Psig	Diff. INS. H2O	Temp °F	Gas %	Approx. Flowrate MMCF/D	Cum. Volume MMCF	Cond. Prod. BO	Tank Gauge In H2O	Water Prod. BW	Cond. Prod. BO	Water Prod. BW	Pumped (1) BW	Yet To Recover BW		
	16:00								0			0.0	0	365.0		4,104			
	17:00								0			0.0	0	365.0		4,104			
	18:00								0			0.0	0	365.0		4,104			
	19:00								0			0.0	0	365.0		4,104			
	20:00								0			0.0	0	365.0		4,104			
	21:00								0			0.0	0	365.0		4,104			
	22:00								0			0.0	0	365.0		4,104			
	23:00								0			0.0	0	365.0		4,104			
11/04/07	0:00								0			0.0	0	365.0		4,104			
	1:00								0			0.0	0	365.0		4,104			
	2:00								0			0.0	0	365.0		4,104			
	3:00								0			0.0	0	365.0		4,104			
	4:00								0			0.0	0	365.0		4,104			
	5:00								0			0.0	0	365.0		4,104			
	6:00								0			0.0	0	365.0		4,104			
	7:00								0			0.0	0	365.0		4,104			
	8:00								0			0.0	0	365.0		4,104			
	9:00								0			0.0	0	365.0		4,104			
	10:00								0			0.0	0	365.0		4,104			
	11:00								0			0.0	0	365.0		4,104			
	12:00								0			0.0	0	365.0		4,104			
	13:00								0			0.0	0	365.0		4,104			
	14:00								0			0.0	0	365.0		4,104			
	15:00								0			0.0	0	365.0		4,104			
	16:00								0			0.0	0	365.0		4,104			
	17:00								0			0.0	0	365.0		4,104			
	18:00								0			0.0	0	365.0		4,104			
	19:00								0			0.0	0	365.0		4,104			
	20:00								0			0.0	0	365.0		4,104			
	21:00								0			0.0	0	365.0		4,104			
	22:00								0			0.0	0	365.0		4,104			
	23:00								0			0.0	0	365.0		4,104			
11/05/07	0:00								0			0.0	0	365.0		4,104			
	1:00								0			0.0	0	365.0		4,104			
	2:00								0			0.0	0	365.0		4,104			
	3:00								0			0.0	0	365.0		4,104			
	4:00								0			0.0	0	365.0		4,104			
	5:00								0			0.0	0	365.0		4,104			
	6:00								0			0.0	0	365.0		4,104			
	7:00								0			0.0	0	365.0		4,104			
	8:00								0			0.0	0	365.0		4,104			
	9:00								0			0.0	0	365.0		4,104			
	10:00								0			0.0	0	365.0		4,104			
	11:00								0			0.0	0	365.0		4,104			
	12:00								0			0.0	0	365.0		4,104			
	13:00								0			0.0	0	365.0		4,104			
	14:00								0			0.0	0	365.0		4,104			
	15:00								0			0.0	0	365.0		4,104			
	16:00								0			0.0	0	365.0		4,104			

Flowback by
Supervisor
Operators
Location Phn#

Cardinal Flow Testing
Alan Tayrien
Troy Smith
979-218-6488

Well Name
Operator
Representative

WGV 21-23-697
Williams
Keith Hoffland

		Totals From Below: 0								0 365.0			4,469				
Date MM/DD/YYYY	Time hh/mm	Wellhead Data			Separator				Gas Production		Fluid Production			Cumulative Prod		Frac Water	
		Tubing Press Psig	Casing Press Psig	Choke Size Ins.	Static Press. Psig	Diff. INS. H2O	Temp °F	Gas %	Approx. Flowrate MMCF/D	Cum. Volume MMCF	Cond. Prod. BO	Tank Gauge In H2O	Water Prod. BW	Cond. Prod. BO	Water Prod. BW	Pumped (1) BW	Yet To Recover BW
	17:00								0			0.0	0	365.0		4,104	
	18:00								0			0.0	0	365.0		4,104	
	19:00								0			0.0	0	365.0		4,104	
	20:00								0			0.0	0	365.0		4,104	
	21:00								0			0.0	0	365.0		4,104	
	22:00								0			0.0	0	365.0		4,104	
	23:00								0			0.0	0	365.0		4,104	
11/06/07	0:00								0			0.0	0	365.0		4,104	
	1:00								0			0.0	0	365.0		4,104	
	2:00								0			0.0	0	365.0		4,104	
	3:00								0			0.0	0	365.0		4,104	
	4:00								0			0.0	0	365.0		4,104	
	5:00								0			0.0	0	365.0		4,104	
	6:00								0			0.0	0	365.0		4,104	
	7:00								0			0.0	0	365.0		4,104	
	8:00								0			0.0	0	365.0		4,104	
	9:00								0			0.0	0	365.0		4,104	
	10:00								0			0.0	0	365.0		4,104	
	11:00								0			0.0	0	365.0		4,104	
	12:00								0			0.0	0	365.0		4,104	
	13:00								0			0.0	0	365.0		4,104	
	14:00								0			0.0	0	365.0		4,104	
	15:00								0			0.0	0	365.0		4,104	
	16:00								0			0.0	0	365.0		4,104	
	17:00								0			0.0	0	365.0		4,104	
	18:00								0			0.0	0	365.0		4,104	
	19:00								0			0.0	0	365.0		4,104	
	20:00								0			0.0	0	365.0		4,104	
	21:00								0			0.0	0	365.0		4,104	
	22:00								0			0.0	0	365.0		4,104	
	23:00								0			0.0	0	365.0		4,104	
11/07/07	0:00								0			0.0	0	365.0		4,104	
	1:00								0			0.0	0	365.0		4,104	
	2:00								0			0.0	0	365.0		4,104	
	3:00								0			0.0	0	365.0		4,104	
	4:00								0			0.0	0	365.0		4,104	
	5:00								0			0.0	0	365.0		4,104	
	6:00								0			0.0	0	365.0		4,104	
	7:00								0			0.0	0	365.0		4,104	
	8:00								0			0.0	0	365.0		4,104	
	9:00								0			0.0	0	365.0		4,104	
	10:00								0			0.0	0	365.0		4,104	
	11:00								0			0.0	0	365.0		4,104	
	12:00								0			0.0	0	365.0		4,104	
	13:00								0			0.0	0	365.0		4,104	
	14:00								0			0.0	0	365.0		4,104	
	15:00								0			0.0	0	365.0		4,104	
	16:00								0			0.0	0	365.0		4,104	
	17:00								0			0.0	0	365.0		4,104	

Flowback by **Cardinal Flow Testing**
Supervisor **Alan Tayrien**
Operators **Troy Smith**
Location Phn# **979-218-6488**

Well Name **WGV 21-23-697**
Operator **Williams**
Representative **Keith Hoffland**

								Totals From Below: 0						0	365.0	4,469	
Date	Time	Wellhead Data			Separator				Gas Production		Fluid Production			Cumulative Prod		Frac Water	
MM/DD/YYYY	hh/mm	Tubing Press Psig	Casing Press Psig	Choke Size Ins.	Static Press. Psig	Diff. INS. H2O	Temp °F	Gas %	Approx. Flowrate MMCF/D	Cum. Volume MMCF	Cond. Prod. BO	Tank Gauge In H2O	Water Prod. BW	Cond. Prod. BO	Water Prod. BW	Pumped (1) BW	Yet To Recover BW
	18:00									0			0.0	0	365.0		4,104
	19:00									0			0.0	0	365.0		4,104
	20:00									0			0.0	0	365.0		4,104
	21:00									0			0.0	0	365.0		4,104
	22:00									0			0.0	0	365.0		4,104
	23:00									0			0.0	0	365.0		4,104

Flowback by
Supervisor
Operators
Location Phn#

Cardinal Flow Testing
Alan Tayrien
Troy Smith
979-218-6488

Well Name
Operator
Representative

WGV 21-23-697
Williams
Keith Hoffland

							Totals From Below: 0				365.0			0		9,935	
Date MM/DD/YYYY	Time hh/mm	Wellhead Data			Separator				Gas Production		Fluid Production			Cumulative Prod		Frac Water	
		Tubing Press Psig	Casing Press Psig	Choke Size Ins.	Static Press. Psig	Diff. INS. H2O	Temp °F	Gas %	Approx. Flowrate MMCF/D	Cum. Volume MMCF	Cond. Prod. BO	Tank Gauge In H2O	Water Prod. BW	Cond. Prod. BO	Water Prod. BW	Pumped (1) BW	Yet To Recover BW
10/18/07	7:00								0				0.0	0	0.0		0
	8:00								0				0.0	0	0.0		0
	9:00								0				0.0	0	0.0		0
	10:00								0				0.0	0	0.0		0
	11:00								0				0.0	0	0.0		0
	12:00								0				0.0	0	0.0		0
	13:00								0				0.0	0	0.0		0
	14:00								0				0.0	0	0.0		0
	15:00								0				0.0	0	0.0		0
	16:00		650	24					0				0.0	0	0.0	4,263	4,263
	17:00		475	24					0				75.0	0	75.0		4,188
	18:00		400	24					0				60.0	0	135.0		4,128
	19:00		375	24					0				40.0	0	175.0		4,088
	20:00		350	24					0				30.0	0	205.0		4,058
	21:00		250	32					0				30.0	0	235.0		4,028
	22:00		225	32					0				20.0	0	255.0		4,008
	23:00		200	48					0				20.0	0	275.0		3,988
10/19/07	0:00		150	48					0				20.0	0	295.0		3,968
	1:00		100	48					0				20.0	0	315.0		3,948
	2:00		100	48					0				10.0	0	325.0		3,938
	3:00		100	48					0				10.0	0	335.0		3,928
	4:00		75	48					0				10.0	0	345.0		3,918
	5:00		50	48					0				10.0	0	355.0		3,908
	6:00		50	48					0				10.0	0	365.0		3,898
	7:00								0				0.0	0	365.0		3,898
	8:00								0				0.0	0	365.0		3,898
	9:00								0				0.0	0	365.0		3,898
	10:00								0				0.0	0	365.0		3,898
	11:00								0				0.0	0	365.0		3,898
	12:00								0				0.0	0	365.0		3,898
	13:00								0				0.0	0	365.0		3,898
	14:00								0				0.0	0	365.0		3,898
	15:00								0				0.0	0	365.0		3,898
	16:00								0				0.0	0	365.0		3,898
	17:00								0				0.0	0	365.0	9,935	13,833
	18:00		0	48					0				0.0	0	365.0		13,833
	19:00		0	48					0				0.0	0	365.0		13,833
	20:00		0	48					0				0.0	0	365.0		13,833
	21:00		0	48					0				0.0	0	365.0		13,833
	22:00		0	48					0				0.0	0	365.0		13,833
	23:00		0	48					0				0.0	0	365.0		13,833
10/20/07	0:00		0	48					0				0.0	0	365.0		13,833
	1:00		0	48					0				0.0	0	365.0		13,833
	2:00		0	48					0				0.0	0	365.0		13,833
	3:00		0	48					0				0.0	0	365.0		13,833
	4:00		0	48					0				0.0	0	365.0		13,833
	5:00		0	48					0				0.0	0	365.0		13,833
	6:00		0	48					0				0.0	0	365.0		13,833
	7:00		0	48					0				0.0	0	365.0		13,833
	8:00		0	48					0				0.0	0	365.0		13,833

Flowback by
Supervisor
Operators
Location Phn#

Cardinal Flow Testing
Alan Tayrien
Troy Smith
979-218-6488

Well Name
Operator
Representative

WGV 21-23-697
Williams
Keith Hoffland

							Totals From Below: 0				0 365.0			9,935			
Date MM/DD/YYYY	Time hh/mm	Wellhead Data			Separator				Gas Production		Fluid Production			Cumulative Prod		Frac Water	
		Tubing Press Psig	Casing Press Psig	Choke Size Ins.	Static Press. Psig	Diff. INS. H2O	Temp °F	Gas %	Approx. Flowrate MMCF/D	Cum. Volume MMCF	Cond. Prod. BO	Tank Gauge In H2O	Water Prod. BW	Cond. Prod. BO	Water Prod. BW	Pumped (1) BW	Yet To Recover BW
	9:00		0	48					0			0.0	0	365.0		13,833	
	10:00		0	48					0			0.0	0	365.0		13,833	
	11:00		0	48					0			0.0	0	365.0		13,833	
	12:00		0	48					0			0.0	0	365.0		13,833	
	13:00		0	48					0			0.0	0	365.0		13,833	
	14:00		0	48					0			0.0	0	365.0		13,833	
	15:00		0	48					0			0.0	0	365.0		13,833	
	16:00		0	48					0			0.0	0	365.0		13,833	
	17:00		0	48					0			0.0	0	365.0		13,833	
	18:00		0	48					0			0.0	0	365.0		13,833	
	19:00		0	48					0			0.0	0	365.0		13,833	
	20:00		0	48					0			0.0	0	365.0		13,833	
	21:00		0	48					0			0.0	0	365.0		13,833	
	22:00		0	48					0			0.0	0	365.0		13,833	
	23:00		0	48					0			0.0	0	365.0		13,833	
10/21/07	0:00		0	48					0			0.0	0	365.0		13,833	
	1:00		0	48					0			0.0	0	365.0		13,833	
	2:00		0	48					0			0.0	0	365.0		13,833	
	3:00		0	48					0			0.0	0	365.0		13,833	
	4:00		0	48					0			0.0	0	365.0		13,833	
	5:00		0	48					0			0.0	0	365.0		13,833	
	6:00		0	48					0			0.0	0	365.0		13,833	
	7:00								0			0.0	0	365.0		13,833	
	8:00								0			0.0	0	365.0		13,833	
	9:00								0			0.0	0	365.0		13,833	
	10:00								0			0.0	0	365.0		13,833	
	11:00								0			0.0	0	365.0		13,833	
	12:00								0			0.0	0	365.0		13,833	
	13:00								0			0.0	0	365.0		13,833	
	14:00								0			0.0	0	365.0		13,833	
	15:00								0			0.0	0	365.0		13,833	
	16:00								0			0.0	0	365.0		13,833	
	17:00								0			0.0	0	365.0		13,833	
	18:00								0			0.0	0	365.0		13,833	
	19:00								0			0.0	0	365.0		13,833	
	20:00								0			0.0	0	365.0		13,833	
	21:00								0			0.0	0	365.0		13,833	
	22:00								0			0.0	0	365.0		13,833	
	23:00								0			0.0	0	365.0		13,833	
10/22/07	0:00								0			0.0	0	365.0		13,833	
	1:00								0			0.0	0	365.0		13,833	
	2:00								0			0.0	0	365.0		13,833	
	3:00								0			0.0	0	365.0		13,833	
	4:00								0			0.0	0	365.0		13,833	
	5:00								0			0.0	0	365.0		13,833	
	6:00								0			0.0	0	365.0		13,833	
	7:00								0			0.0	0	365.0		13,833	
	8:00								0			0.0	0	365.0		13,833	
	9:00								0			0.0	0	365.0		13,833	

Flowback by
Supervisor
Operators
Location Phn#

Cardinal Flow Testing
Alan Tayrien
Troy Smith
979-218-6488

Well Name
Operator
Representative

WGV 21-23-697
Williams
Keith Hoffland

								Totals From Below: 0						0 365.0		9,935	
Date MM/DD/YYYY	Time hh/mm	Wellhead Data			Separator				Gas Production		Fluid Production			Cumulative Prod		Frac Water	
		Tubing Press Psig	Casing Press Psig	Choke Size Ins.	Static Press. Psig	Diff. INS. H2O	Temp °F	Gas %	Approx. Flowrate MMCF/D	Cum. Volume MMCF	Cond. Prod. BO	Tank Gauge In H2O	Water Prod. BW	Cond. Prod. BO	Water Prod. BW	Pumped (1) BW	Yet To Recover BW
	10:00								0			0.0	0	365.0		13,833	
	11:00								0			0.0	0	365.0		13,833	
	12:00								0			0.0	0	365.0		13,833	
	13:00								0			0.0	0	365.0		13,833	
	14:00								0			0.0	0	365.0		13,833	
	15:00								0			0.0	0	365.0		13,833	
	16:00								0			0.0	0	365.0		13,833	
	17:00								0			0.0	0	365.0		13,833	
	18:00								0			0.0	0	365.0		13,833	
	19:00								0			0.0	0	365.0		13,833	
	20:00								0			0.0	0	365.0		13,833	
	21:00								0			0.0	0	365.0		13,833	
	22:00								0			0.0	0	365.0		13,833	
	23:00								0			0.0	0	365.0		13,833	
10/23/07	0:00								0			0.0	0	365.0		13,833	
	1:00								0			0.0	0	365.0		13,833	
	2:00								0			0.0	0	365.0		13,833	
	3:00								0			0.0	0	365.0		13,833	
	4:00								0			0.0	0	365.0		13,833	
	5:00								0			0.0	0	365.0		13,833	
	6:00								0			0.0	0	365.0		13,833	
	7:00								0			0.0	0	365.0		13,833	
	8:00								0			0.0	0	365.0		13,833	
	9:00								0			0.0	0	365.0		13,833	
	10:00								0			0.0	0	365.0		13,833	
	11:00								0			0.0	0	365.0		13,833	
	12:00								0			0.0	0	365.0		13,833	
	13:00								0			0.0	0	365.0		13,833	
	14:00								0			0.0	0	365.0		13,833	
	15:00								0			0.0	0	365.0		13,833	
	16:00								0			0.0	0	365.0		13,833	
	17:00								0			0.0	0	365.0		13,833	
	18:00								0			0.0	0	365.0		13,833	
	19:00								0			0.0	0	365.0		13,833	
	20:00								0			0.0	0	365.0		13,833	
	21:00								0			0.0	0	365.0		13,833	
	22:00								0			0.0	0	365.0		13,833	
	23:00								0			0.0	0	365.0		13,833	
10/24/07	0:00								0			0.0	0	365.0		13,833	
	1:00								0			0.0	0	365.0		13,833	
	2:00								0			0.0	0	365.0		13,833	
	3:00								0			0.0	0	365.0		13,833	
	4:00								0			0.0	0	365.0		13,833	
	5:00								0			0.0	0	365.0		13,833	
	6:00								0			0.0	0	365.0		13,833	
	7:00								0			0.0	0	365.0		13,833	
	8:00								0			0.0	0	365.0		13,833	
	9:00								0			0.0	0	365.0		13,833	
	10:00								0			0.0	0	365.0		13,833	

Flowback by
Supervisor
Operators
Location Phn#

Cardinal Flow Testing
Alan Tayrien
Troy Smith
979-218-6488

Well Name
Operator
Representative

WGV 21-23-697
Williams
Keith Hoffland

								Totals From Below: 0						0 365.0		9,935	
Date MM/DD/YYYY	Time hh/mm	Wellhead Data			Separator				Gas Production		Fluid Production			Cumulative Prod		Frac Water	
		Tubing Press Psig	Casing Press Psig	Choke Size Ins.	Static Press. Psig	Diff. INS. H2O	Temp °F	Gas %	Approx. Flowrate MMCF/D	Cum. Volume MMCF	Cond. Prod. BO	Tank Gauge In H2O	Water Prod. BW	Cond. Prod. BO	Water Prod. BW	Pumped (1) BW	Yet To Recover BW
	11:00								0			0.0	0	365.0		13,833	
	12:00								0			0.0	0	365.0		13,833	
	13:00								0			0.0	0	365.0		13,833	
	14:00								0			0.0	0	365.0		13,833	
	15:00								0			0.0	0	365.0		13,833	
	16:00								0			0.0	0	365.0		13,833	
	17:00								0			0.0	0	365.0		13,833	
	18:00								0			0.0	0	365.0		13,833	
	19:00								0			0.0	0	365.0		13,833	
	20:00								0			0.0	0	365.0		13,833	
	21:00								0			0.0	0	365.0		13,833	
	22:00								0			0.0	0	365.0		13,833	
	23:00								0			0.0	0	365.0		13,833	
10/25/07	0:00								0			0.0	0	365.0		13,833	
	1:00								0			0.0	0	365.0		13,833	
	2:00								0			0.0	0	365.0		13,833	
	3:00								0			0.0	0	365.0		13,833	
	4:00								0			0.0	0	365.0		13,833	
	5:00								0			0.0	0	365.0		13,833	
	6:00								0			0.0	0	365.0		13,833	
	7:00								0			0.0	0	365.0		13,833	
	8:00								0			0.0	0	365.0		13,833	
	9:00								0			0.0	0	365.0		13,833	
	10:00								0			0.0	0	365.0		13,833	
	11:00								0			0.0	0	365.0		13,833	
	12:00								0			0.0	0	365.0		13,833	
	13:00								0			0.0	0	365.0		13,833	
	14:00								0			0.0	0	365.0		13,833	
	15:00								0			0.0	0	365.0		13,833	
	16:00								0			0.0	0	365.0		13,833	
	17:00								0			0.0	0	365.0		13,833	
	18:00								0			0.0	0	365.0		13,833	
	19:00								0			0.0	0	365.0		13,833	
	20:00								0			0.0	0	365.0		13,833	
	21:00								0			0.0	0	365.0		13,833	
	22:00								0			0.0	0	365.0		13,833	
	23:00								0			0.0	0	365.0		13,833	
10/26/07	0:00								0			0.0	0	365.0		13,833	
	1:00								0			0.0	0	365.0		13,833	
	2:00								0			0.0	0	365.0		13,833	
	3:00								0			0.0	0	365.0		13,833	
	4:00								0			0.0	0	365.0		13,833	
	5:00								0			0.0	0	365.0		13,833	
	6:00								0			0.0	0	365.0		13,833	
	7:00								0			0.0	0	365.0		13,833	
	8:00								0			0.0	0	365.0		13,833	
	9:00								0			0.0	0	365.0		13,833	
	10:00								0			0.0	0	365.0		13,833	
	11:00								0			0.0	0	365.0		13,833	

Flowback by
Supervisor
Operators
Location Phn#

Cardinal Flow Testing
Alan Tayrien
Troy Smith
979-218-6488

Well Name
Operator
Representative

WGV 21-23-697
Williams
Keith Hoffland

		Totals From Below: 0							0 365.0			9,935					
Date MM/DD/YYYY	Time hh/mm	Wellhead Data			Separator				Gas Production		Fluid Production			Cumulative Prod		Frac Water	
		Tubing Press Psig	Casing Press Psig	Choke Size Ins.	Static Press. Psig	Diff. INS. H2O	Temp °F	Gas %	Approx. Flowrate MMCF/D	Cum. Volume MMCF	Cond. Prod. BO	Tank Gauge In H2O	Water Prod. BW	Cond. Prod. BO	Water Prod. BW	Pumped (1) BW	Yet To Recover BW
	12:00								0			0.0	0	365.0		13,833	
	13:00								0			0.0	0	365.0		13,833	
	14:00								0			0.0	0	365.0		13,833	
	15:00								0			0.0	0	365.0		13,833	
	16:00								0			0.0	0	365.0		13,833	
	17:00								0			0.0	0	365.0		13,833	
	18:00								0			0.0	0	365.0		13,833	
	19:00								0			0.0	0	365.0		13,833	
	20:00								0			0.0	0	365.0		13,833	
	21:00								0			0.0	0	365.0		13,833	
	22:00								0			0.0	0	365.0		13,833	
	23:00								0			0.0	0	365.0		13,833	
10/27/07	0:00								0			0.0	0	365.0		13,833	
	1:00								0			0.0	0	365.0		13,833	
	2:00								0			0.0	0	365.0		13,833	
	3:00								0			0.0	0	365.0		13,833	
	4:00								0			0.0	0	365.0		13,833	
	5:00								0			0.0	0	365.0		13,833	
	6:00								0			0.0	0	365.0		13,833	
	7:00								0			0.0	0	365.0		13,833	
	8:00								0			0.0	0	365.0		13,833	
	9:00								0			0.0	0	365.0		13,833	
	10:00								0			0.0	0	365.0		13,833	
	11:00								0			0.0	0	365.0		13,833	
	12:00								0			0.0	0	365.0		13,833	
	13:00								0			0.0	0	365.0		13,833	
	14:00								0			0.0	0	365.0		13,833	
	15:00								0			0.0	0	365.0		13,833	
	16:00								0			0.0	0	365.0		13,833	
	17:00								0			0.0	0	365.0		13,833	
	18:00								0			0.0	0	365.0		13,833	
	19:00								0			0.0	0	365.0		13,833	
	20:00								0			0.0	0	365.0		13,833	
	21:00								0			0.0	0	365.0		13,833	
	22:00								0			0.0	0	365.0		13,833	
	23:00								0			0.0	0	365.0		13,833	
10/28/07	0:00								0			0.0	0	365.0		13,833	
	1:00								0			0.0	0	365.0		13,833	
	2:00								0			0.0	0	365.0		13,833	
	3:00								0			0.0	0	365.0		13,833	
	4:00								0			0.0	0	365.0		13,833	
	5:00								0			0.0	0	365.0		13,833	
	6:00								0			0.0	0	365.0		13,833	
	7:00								0			0.0	0	365.0		13,833	
	8:00								0			0.0	0	365.0		13,833	
	9:00								0			0.0	0	365.0		13,833	
	10:00								0			0.0	0	365.0		13,833	
	11:00								0			0.0	0	365.0		13,833	
	12:00								0			0.0	0	365.0		13,833	

Flowback by
Supervisor
Operators
Location Phn#

Cardinal Flow Testing
Alan Tayrien
Troy Smith
979-218-6488

Well Name
Operator
Representative

WGV 21-23-697
Williams
Keith Hoffland

		Totals From Below: 0								0 365.0			9,935				
Date MM/DD/YYYY	Time hh/mm	Wellhead Data			Separator				Gas Production		Fluid Production			Cumulative Prod		Frac Water	
		Tubing Press Psig	Casing Press Psig	Choke Size Ins.	Static Press. Psig	Diff. INS. H2O	Temp °F	Gas %	Approx. Flowrate MMCF/D	Cum. Volume MMCF	Cond. Prod. BO	Tank Gauge In H2O	Water Prod. BW	Cond. Prod. BO	Water Prod. BW	Pumped (1) BW	Yet To Recover BW
	13:00								0			0.0	0	365.0		13,833	
	14:00								0			0.0	0	365.0		13,833	
	15:00								0			0.0	0	365.0		13,833	
	16:00								0			0.0	0	365.0		13,833	
	17:00								0			0.0	0	365.0		13,833	
	18:00								0			0.0	0	365.0		13,833	
	19:00								0			0.0	0	365.0		13,833	
	20:00								0			0.0	0	365.0		13,833	
	21:00								0			0.0	0	365.0		13,833	
	22:00								0			0.0	0	365.0		13,833	
	23:00								0			0.0	0	365.0		13,833	
10/29/07	0:00								0			0.0	0	365.0		13,833	
	1:00								0			0.0	0	365.0		13,833	
	2:00								0			0.0	0	365.0		13,833	
	3:00								0			0.0	0	365.0		13,833	
	4:00								0			0.0	0	365.0		13,833	
	5:00								0			0.0	0	365.0		13,833	
	6:00								0			0.0	0	365.0		13,833	
	7:00								0			0.0	0	365.0		13,833	
	8:00								0			0.0	0	365.0		13,833	
	9:00								0			0.0	0	365.0		13,833	
	10:00								0			0.0	0	365.0		13,833	
	11:00								0			0.0	0	365.0		13,833	
	12:00								0			0.0	0	365.0		13,833	
	13:00								0			0.0	0	365.0		13,833	
	14:00								0			0.0	0	365.0		13,833	
	15:00								0			0.0	0	365.0		13,833	
	16:00								0			0.0	0	365.0		13,833	
	17:00								0			0.0	0	365.0		13,833	
	18:00								0			0.0	0	365.0		13,833	
	19:00								0			0.0	0	365.0		13,833	
	20:00								0			0.0	0	365.0		13,833	
	21:00								0			0.0	0	365.0		13,833	
	22:00								0			0.0	0	365.0		13,833	
	23:00								0			0.0	0	365.0		13,833	
10/30/07	0:00								0			0.0	0	365.0		13,833	
	1:00								0			0.0	0	365.0		13,833	
	2:00								0			0.0	0	365.0		13,833	
	3:00								0			0.0	0	365.0		13,833	
	4:00								0			0.0	0	365.0		13,833	
	5:00								0			0.0	0	365.0		13,833	
	6:00								0			0.0	0	365.0		13,833	
	7:00								0			0.0	0	365.0		13,833	
	8:00								0			0.0	0	365.0		13,833	
	9:00								0			0.0	0	365.0		13,833	
	10:00								0			0.0	0	365.0		13,833	
	11:00								0			0.0	0	365.0		13,833	
	12:00								0			0.0	0	365.0		13,833	
	13:00								0			0.0	0	365.0		13,833	

Flowback by
Supervisor
Operators
Location Phn#

Cardinal Flow Testing
Alan Tayrien
Troy Smith
979-218-6488

Well Name
Operator
Representative

WGV 21-23-697
Williams
Keith Hoffland

Totals From Below: 0 0 365.0 9,935																	
Date MM/DD/YYYY	Time hh/mm	Wellhead Data			Separator				Gas Production		Fluid Production			Cumulative Prod		Frac Water	
		Tubing Press Psig	Casing Press Psig	Choke Size Ins.	Static Press. Psig	Diff. INS. H2O	Temp °F	Gas %	Approx. Flowrate MMCF/D	Cum. Volume MMCF	Cond. Prod. BO	Tank Gauge In H2O	Water Prod. BW	Cond. Prod. BO	Water Prod. BW	Pumped (1) BW	Yet To Recover BW
	14:00									0			0.0	0	365.0		13,833
	15:00									0			0.0	0	365.0		13,833
	16:00									0			0.0	0	365.0		13,833
	17:00									0			0.0	0	365.0		13,833
	18:00									0			0.0	0	365.0		13,833
	19:00									0			0.0	0	365.0		13,833
	20:00									0			0.0	0	365.0		13,833
	21:00									0			0.0	0	365.0		13,833
	22:00									0			0.0	0	365.0		13,833
	23:00									0			0.0	0	365.0		13,833
10/31/07	0:00									0			0.0	0	365.0		13,833
	1:00									0			0.0	0	365.0		13,833
	2:00									0			0.0	0	365.0		13,833
	3:00									0			0.0	0	365.0		13,833
	4:00									0			0.0	0	365.0		13,833
	5:00									0			0.0	0	365.0		13,833
	6:00									0			0.0	0	365.0		13,833
	7:00									0			0.0	0	365.0		13,833
	8:00									0			0.0	0	365.0		13,833
	9:00									0			0.0	0	365.0		13,833
	10:00									0			0.0	0	365.0		13,833
	11:00									0			0.0	0	365.0		13,833
	12:00									0			0.0	0	365.0		13,833
	13:00									0			0.0	0	365.0		13,833
	14:00									0			0.0	0	365.0		13,833
	15:00									0			0.0	0	365.0		13,833
	16:00									0			0.0	0	365.0		13,833
	17:00									0			0.0	0	365.0		13,833
	18:00									0			0.0	0	365.0		13,833
	19:00									0			0.0	0	365.0		13,833
	20:00									0			0.0	0	365.0		13,833
	21:00									0			0.0	0	365.0		13,833
	22:00									0			0.0	0	365.0		13,833
	23:00									0			0.0	0	365.0		13,833
11/01/07	0:00									0			0.0	0	365.0		13,833
	1:00									0			0.0	0	365.0		13,833
	2:00									0			0.0	0	365.0		13,833
	3:00									0			0.0	0	365.0		13,833
	4:00									0			0.0	0	365.0		13,833
	5:00									0			0.0	0	365.0		13,833
	6:00									0			0.0	0	365.0		13,833
	7:00									0			0.0	0	365.0		13,833
	8:00									0			0.0	0	365.0		13,833
	9:00									0			0.0	0	365.0		13,833
	10:00									0			0.0	0	365.0		13,833
	11:00									0			0.0	0	365.0		13,833
	12:00									0			0.0	0	365.0		13,833
	13:00									0			0.0	0	365.0		13,833
	14:00									0			0.0	0	365.0		13,833

Flowback by
Supervisor
Operators
Location Phn#

Cardinal Flow Testing
Alan Tayrien
Troy Smith
979-218-6488

Well Name
Operator
Representative

WGV 21-23-697
Williams
Keith Hoffland

								Totals From Below: 0						0 365.0		9,935	
Date MM/DD/YYYY	Time hh/mm	Wellhead Data			Separator				Gas Production		Fluid Production			Cumulative Prod		Frac Water	
		Tubing Press Psig	Casing Press Psig	Choke Size Ins.	Static Press. Psig	Diff. INS. H2O	Temp °F	Gas %	Approx. Flowrate MMCF/D	Cum. Volume MMCF	Cond. Prod. BO	Tank Gauge In H2O	Water Prod. BW	Cond. Prod. BO	Water Prod. BW	Pumped (1) BW	Yet To Recover BW
	15:00								0			0.0	0	365.0		13,833	
	16:00								0			0.0	0	365.0		13,833	
	17:00								0			0.0	0	365.0		13,833	
	18:00								0			0.0	0	365.0		13,833	
	19:00								0			0.0	0	365.0		13,833	
	20:00								0			0.0	0	365.0		13,833	
	21:00								0			0.0	0	365.0		13,833	
	22:00								0			0.0	0	365.0		13,833	
	23:00								0			0.0	0	365.0		13,833	
11/02/07	0:00								0			0.0	0	365.0		13,833	
	1:00								0			0.0	0	365.0		13,833	
	2:00								0			0.0	0	365.0		13,833	
	3:00								0			0.0	0	365.0		13,833	
	4:00								0			0.0	0	365.0		13,833	
	5:00								0			0.0	0	365.0		13,833	
	6:00								0			0.0	0	365.0		13,833	
	7:00								0			0.0	0	365.0		13,833	
	8:00								0			0.0	0	365.0		13,833	
	9:00								0			0.0	0	365.0		13,833	
	10:00								0			0.0	0	365.0		13,833	
	11:00								0			0.0	0	365.0		13,833	
	12:00								0			0.0	0	365.0		13,833	
	13:00								0			0.0	0	365.0		13,833	
	14:00								0			0.0	0	365.0		13,833	
	15:00								0			0.0	0	365.0		13,833	
	16:00								0			0.0	0	365.0		13,833	
	17:00								0			0.0	0	365.0		13,833	
	18:00								0			0.0	0	365.0		13,833	
	19:00								0			0.0	0	365.0		13,833	
	20:00								0			0.0	0	365.0		13,833	
	21:00								0			0.0	0	365.0		13,833	
	22:00								0			0.0	0	365.0		13,833	
	23:00								0			0.0	0	365.0		13,833	
11/03/07	0:00								0			0.0	0	365.0		13,833	
	1:00								0			0.0	0	365.0		13,833	
	2:00								0			0.0	0	365.0		13,833	
	3:00								0			0.0	0	365.0		13,833	
	4:00								0			0.0	0	365.0		13,833	
	5:00								0			0.0	0	365.0		13,833	
	6:00								0			0.0	0	365.0		13,833	
	7:00								0			0.0	0	365.0		13,833	
	8:00								0			0.0	0	365.0		13,833	
	9:00								0			0.0	0	365.0		13,833	
	10:00								0			0.0	0	365.0		13,833	
	11:00								0			0.0	0	365.0		13,833	
	12:00								0			0.0	0	365.0		13,833	
	13:00								0			0.0	0	365.0		13,833	
	14:00								0			0.0	0	365.0		13,833	
	15:00								0			0.0	0	365.0		13,833	

Flowback by
Supervisor
Operators
Location Phn#

Cardinal Flow Testing
Alan Tayrien
Troy Smith
979-218-6488

Well Name
Operator
Representative

WGV 21-23-697
Williams
Keith Hoffland

							Totals From Below: 0							0 365.0		9,935	
Date MM/DD/YYYY	Time hh/mm	Wellhead Data			Separator				Gas Production		Fluid Production			Cumulative Prod		Frac Water	
		Tubing Press Psig	Casing Press Psig	Choke Size Ins.	Static Press. Psig	Diff. INS. H2O	Temp °F	Gas %	Approx. Flowrate MMCF/D	Cum. Volume MMCF	Cond. Prod. BO	Tank Gauge In H2O	Water Prod. BW	Cond. Prod. BO	Water Prod. BW	Pumped (1) BW	Yet To Recover BW
	16:00								0			0.0	0	365.0		13,833	
	17:00								0			0.0	0	365.0		13,833	
	18:00								0			0.0	0	365.0		13,833	
	19:00								0			0.0	0	365.0		13,833	
	20:00								0			0.0	0	365.0		13,833	
	21:00								0			0.0	0	365.0		13,833	
	22:00								0			0.0	0	365.0		13,833	
	23:00								0			0.0	0	365.0		13,833	
11/04/07	0:00								0			0.0	0	365.0		13,833	
	1:00								0			0.0	0	365.0		13,833	
	2:00								0			0.0	0	365.0		13,833	
	3:00								0			0.0	0	365.0		13,833	
	4:00								0			0.0	0	365.0		13,833	
	5:00								0			0.0	0	365.0		13,833	
	6:00								0			0.0	0	365.0		13,833	
	7:00								0			0.0	0	365.0		13,833	
	8:00								0			0.0	0	365.0		13,833	
	9:00								0			0.0	0	365.0		13,833	
	10:00								0			0.0	0	365.0		13,833	
	11:00								0			0.0	0	365.0		13,833	
	12:00								0			0.0	0	365.0		13,833	
	13:00								0			0.0	0	365.0		13,833	
	14:00								0			0.0	0	365.0		13,833	
	15:00								0			0.0	0	365.0		13,833	
	16:00								0			0.0	0	365.0		13,833	
	17:00								0			0.0	0	365.0		13,833	
	18:00								0			0.0	0	365.0		13,833	
	19:00								0			0.0	0	365.0		13,833	
	20:00								0			0.0	0	365.0		13,833	
	21:00								0			0.0	0	365.0		13,833	
	22:00								0			0.0	0	365.0		13,833	
	23:00								0			0.0	0	365.0		13,833	
11/05/07	0:00								0			0.0	0	365.0		13,833	
	1:00								0			0.0	0	365.0		13,833	
	2:00								0			0.0	0	365.0		13,833	
	3:00								0			0.0	0	365.0		13,833	
	4:00								0			0.0	0	365.0		13,833	
	5:00								0			0.0	0	365.0		13,833	
	6:00								0			0.0	0	365.0		13,833	
	7:00								0			0.0	0	365.0		13,833	
	8:00								0			0.0	0	365.0		13,833	
	9:00								0			0.0	0	365.0		13,833	
	10:00								0			0.0	0	365.0		13,833	
	11:00								0			0.0	0	365.0		13,833	
	12:00								0			0.0	0	365.0		13,833	
	13:00								0			0.0	0	365.0		13,833	
	14:00								0			0.0	0	365.0		13,833	
	15:00								0			0.0	0	365.0		13,833	
	16:00								0			0.0	0	365.0		13,833	

Flowback by
Supervisor
Operators
Location Phn#

Cardinal Flow Testing
Alan Tayrien
Troy Smith
979-218-6488

Well Name
Operator
Representative

WGV 21-23-697
Williams
Keith Hoffland

							Totals From Below: 0							0 365.0		9,935	
Date MM/DD/YYYY	Time hh/mm	Wellhead Data			Separator				Gas Production		Fluid Production			Cumulative Prod		Frac Water	
		Tubing Press Psig	Casing Press Psig	Choke Size Ins.	Static Press. Psig	Diff. INS. H2O	Temp °F	Gas %	Approx. Flowrate MMCF/D	Cum. Volume MMCF	Cond. Prod. BO	Tank Gauge In H2O	Water Prod. BW	Cond. Prod. BO	Water Prod. BW	Pumped (1) BW	Yet To Recover BW
	17:00								0			0.0	0	365.0		13,833	
	18:00								0			0.0	0	365.0		13,833	
	19:00								0			0.0	0	365.0		13,833	
	20:00								0			0.0	0	365.0		13,833	
	21:00								0			0.0	0	365.0		13,833	
	22:00								0			0.0	0	365.0		13,833	
	23:00								0			0.0	0	365.0		13,833	
11/06/07	0:00								0			0.0	0	365.0		13,833	
	1:00								0			0.0	0	365.0		13,833	
	2:00								0			0.0	0	365.0		13,833	
	3:00								0			0.0	0	365.0		13,833	
	4:00								0			0.0	0	365.0		13,833	
	5:00								0			0.0	0	365.0		13,833	
	6:00								0			0.0	0	365.0		13,833	
	7:00								0			0.0	0	365.0		13,833	
	8:00								0			0.0	0	365.0		13,833	
	9:00								0			0.0	0	365.0		13,833	
	10:00								0			0.0	0	365.0		13,833	
	11:00								0			0.0	0	365.0		13,833	
	12:00								0			0.0	0	365.0		13,833	
	13:00								0			0.0	0	365.0		13,833	
	14:00								0			0.0	0	365.0		13,833	
	15:00								0			0.0	0	365.0		13,833	
	16:00								0			0.0	0	365.0		13,833	
	17:00								0			0.0	0	365.0		13,833	
	18:00								0			0.0	0	365.0		13,833	
	19:00								0			0.0	0	365.0		13,833	
	20:00								0			0.0	0	365.0		13,833	
	21:00								0			0.0	0	365.0		13,833	
	22:00								0			0.0	0	365.0		13,833	
	23:00								0			0.0	0	365.0		13,833	
11/07/07	0:00								0			0.0	0	365.0		13,833	
	1:00								0			0.0	0	365.0		13,833	
	2:00								0			0.0	0	365.0		13,833	
	3:00								0			0.0	0	365.0		13,833	
	4:00								0			0.0	0	365.0		13,833	
	5:00								0			0.0	0	365.0		13,833	
	6:00								0			0.0	0	365.0		13,833	
	7:00								0			0.0	0	365.0		13,833	
	8:00								0			0.0	0	365.0		13,833	
	9:00								0			0.0	0	365.0		13,833	
	10:00								0			0.0	0	365.0		13,833	
	11:00								0			0.0	0	365.0		13,833	
	12:00								0			0.0	0	365.0		13,833	
	13:00								0			0.0	0	365.0		13,833	
	14:00								0			0.0	0	365.0		13,833	
	15:00								0			0.0	0	365.0		13,833	
	16:00								0			0.0	0	365.0		13,833	
	17:00								0			0.0	0	365.0		13,833	

Flowback by **Cardinal Flow Testing**
Supervisor **Alan Tayrien**
Operators **Troy Smith**
Location Phn# **979-218-6488**

Well Name **WGV 21-23-697**
Operator **Williams**
Representative **Keith Hoffland**

							Totals From Below: 0							0	365.0	9,935	
Date	Time	Wellhead Data			Separator				Gas Production		Fluid Production			Cumulative Prod		Frac Water	
MM/DD/YYYY		Tubing Press	Casing Press	Choke Size	Static Press.	Diff. INS.	Temp	Gas	Approx. Flowrate	Cum. Volume	Cond. Prod.	Tank Gauge	Water Prod.	Cond. Prod.	Water Prod.	Pumped (1)	Yet To Recover
	hh/mm	Psig	Psig	Ins.	Psig	H2O	°F	%	MMCF/D	MMCF	BO	In H2O	BW	BO	BW	BW	BW
	18:00									0			0.0	0	365.0		13,833
	19:00									0			0.0	0	365.0		13,833
	20:00									0			0.0	0	365.0		13,833
	21:00									0			0.0	0	365.0		13,833
	22:00									0			0.0	0	365.0		13,833
	23:00									0			0.0	0	365.0		13,833

Flowback by
Supervisor
Operators
Location Phn#

Cardinal Flow Testing
Alan Tayrien
Troy Smith
979-218-6488

Well Name
Operator
Representative

WGV 21-23-697
Williams
Keith Hoffland

							Totals From Below: 0				365.0			0		9,935	
Date MM/DD/YYYY	Time hh/mm	Wellhead Data			Separator				Gas Production		Fluid Production			Cumulative Prod		Frac Water	
		Tubing Press Psig	Casing Press Psig	Choke Size Ins.	Static Press. Psig	Diff. INS. H2O	Temp °F	Gas %	Approx. Flowrate MMCF/D	Cum. Volume MMCF	Cond. Prod. BO	Tank Gauge In H2O	Water Prod. BW	Cond. Prod. BO	Water Prod. BW	Pumped (1) BW	Yet To Recover BW
10/18/07	7:00								0			0.0	0	0.0		0	
	8:00								0			0.0	0	0.0		0	
	9:00								0			0.0	0	0.0		0	
	10:00								0			0.0	0	0.0		0	
	11:00								0			0.0	0	0.0		0	
	12:00								0			0.0	0	0.0		0	
	13:00								0			0.0	0	0.0		0	
	14:00								0			0.0	0	0.0		0	
	15:00								0			0.0	0	0.0		0	
	16:00		650	24					0			0.0	0	0.0	4,263	4,263	
	17:00		475	24					0			75.0	0	75.0		4,188	
	18:00		400	24					0			60.0	0	135.0		4,128	
	19:00		375	24					0			40.0	0	175.0		4,088	
	20:00		350	24					0			30.0	0	205.0		4,058	
	21:00		250	32					0			30.0	0	235.0		4,028	
	22:00		225	32					0			20.0	0	255.0		4,008	
	23:00		200	48					0			20.0	0	275.0		3,988	
10/19/07	0:00		150	48					0			20.0	0	295.0		3,968	
	1:00		100	48					0			20.0	0	315.0		3,948	
	2:00		100	48					0			10.0	0	325.0		3,938	
	3:00		100	48					0			10.0	0	335.0		3,928	
	4:00		75	48					0			10.0	0	345.0		3,918	
	5:00		50	48					0			10.0	0	355.0		3,908	
	6:00		50	48					0			10.0	0	365.0		3,898	
	7:00								0			0.0	0	365.0		3,898	
	8:00								0			0.0	0	365.0		3,898	
	9:00								0			0.0	0	365.0		3,898	
	10:00								0			0.0	0	365.0		3,898	
	11:00								0			0.0	0	365.0		3,898	
	12:00								0			0.0	0	365.0		3,898	
	13:00								0			0.0	0	365.0		3,898	
	14:00								0			0.0	0	365.0		3,898	
	15:00								0			0.0	0	365.0		3,898	
	16:00								0			0.0	0	365.0		3,898	
	17:00								0			0.0	0	365.0	9,935	13,833	
	18:00		0	48					0			0.0	0	365.0		13,833	
	19:00		0	48					0			0.0	0	365.0		13,833	
	20:00		0	48					0			0.0	0	365.0		13,833	
	21:00		0	48					0			0.0	0	365.0		13,833	
	22:00		0	48					0			0.0	0	365.0		13,833	
	23:00		0	48					0			0.0	0	365.0		13,833	
10/20/07	0:00		0	48					0			0.0	0	365.0		13,833	
	1:00		0	48					0			0.0	0	365.0		13,833	
	2:00		0	48					0			0.0	0	365.0		13,833	
	3:00		0	48					0			0.0	0	365.0		13,833	
	4:00		0	48					0			0.0	0	365.0		13,833	
	5:00		0	48					0			0.0	0	365.0		13,833	
	6:00		0	48					0			0.0	0	365.0		13,833	
	7:00		0	48					0			0.0	0	365.0		13,833	
	8:00		0	48					0			0.0	0	365.0		13,833	

Flowback by
Supervisor
Operators
Location Phn#

Cardinal Flow Testing
Alan Tayrien
Troy Smith
979-218-6488

Well Name
Operator
Representative

WGV 21-23-697
Williams
Keith Hoffland

								Totals From Below: 0						0 365.0		9,935	
Date MM/DD/YYYY	Time hh/mm	Wellhead Data			Separator				Gas Production		Fluid Production			Cumulative Prod		Frac Water	
		Tubing Press Psig	Casing Press Psig	Choke Size Ins.	Static Press. Psig	Diff. INS. H2O	Temp °F	Gas %	Approx. Flowrate MMCF/D	Cum. Volume MMCF	Cond. Prod. BO	Tank Gauge In H2O	Water Prod. BW	Cond. Prod. BO	Water Prod. BW	Pumped (1) BW	Yet To Recover BW
	9:00		0	48					0			0.0	0	365.0		13,833	
	10:00		0	48					0			0.0	0	365.0		13,833	
	11:00		0	48					0			0.0	0	365.0		13,833	
	12:00		0	48					0			0.0	0	365.0		13,833	
	13:00		0	48					0			0.0	0	365.0		13,833	
	14:00		0	48					0			0.0	0	365.0		13,833	
	15:00		0	48					0			0.0	0	365.0		13,833	
	16:00		0	48					0			0.0	0	365.0		13,833	
	17:00		0	48					0			0.0	0	365.0		13,833	
	18:00		0	48					0			0.0	0	365.0		13,833	
	19:00		0	48					0			0.0	0	365.0		13,833	
	20:00		0	48					0			0.0	0	365.0		13,833	
	21:00		0	48					0			0.0	0	365.0		13,833	
	22:00		0	48					0			0.0	0	365.0		13,833	
	23:00		0	48					0			0.0	0	365.0		13,833	
10/21/07	0:00		0	48					0			0.0	0	365.0		13,833	
	1:00		0	48					0			0.0	0	365.0		13,833	
	2:00		0	48					0			0.0	0	365.0		13,833	
	3:00		0	48					0			0.0	0	365.0		13,833	
	4:00		0	48					0			0.0	0	365.0		13,833	
	5:00		0	48					0			0.0	0	365.0		13,833	
	6:00		0	48					0			0.0	0	365.0		13,833	
	7:00		0	48					0			0.0	0	365.0		13,833	
	8:00		0	48					0			0.0	0	365.0		13,833	
	9:00		0	48					0			0.0	0	365.0		13,833	
	10:00		0	48					0			0.0	0	365.0		13,833	
	11:00		0	48					0			0.0	0	365.0		13,833	
	12:00		0	48					0			0.0	0	365.0		13,833	
	13:00		0	48					0			0.0	0	365.0		13,833	
	14:00		0	48					0			0.0	0	365.0		13,833	
	15:00		0	48					0			0.0	0	365.0		13,833	
	16:00		0	48					0			0.0	0	365.0		13,833	
	17:00		0	48					0			0.0	0	365.0		13,833	
	18:00		0	48					0			0.0	0	365.0		13,833	
	19:00		0	48					0			0.0	0	365.0		13,833	
	20:00		0	48					0			0.0	0	365.0		13,833	
	21:00		0	48					0			0.0	0	365.0		13,833	
	22:00		0	48					0			0.0	0	365.0		13,833	
	23:00		0	48					0			0.0	0	365.0		13,833	
10/22/07	0:00		0	48					0			0.0	0	365.0		13,833	
	1:00		0	48					0			0.0	0	365.0		13,833	
	2:00		0	48					0			0.0	0	365.0		13,833	
	3:00		0	48					0			0.0	0	365.0		13,833	
	4:00		0	48					0			0.0	0	365.0		13,833	
	5:00		0	48					0			0.0	0	365.0		13,833	
	6:00		0	48					0			0.0	0	365.0		13,833	
	7:00								0			0.0	0	365.0		13,833	
	8:00								0			0.0	0	365.0		13,833	
	9:00								0			0.0	0	365.0		13,833	

Flowback by
Supervisor
Operators
Location Phn#

Cardinal Flow Testing
Alan Tayrien
Troy Smith
979-218-6488

Well Name
Operator
Representative

WGV 21-23-697
Williams
Keith Hoffland

								Totals From Below: 0						0 365.0		9,935	
Date MM/DD/YYYY	Time hh/mm	Wellhead Data			Separator				Gas Production		Fluid Production			Cumulative Prod		Frac Water	
		Tubing Press Psig	Casing Press Psig	Choke Size Ins.	Static Press. Psig	Diff. INS. H2O	Temp °F	Gas %	Approx. Flowrate MMCF/D	Cum. Volume MMCF	Cond. Prod. BO	Tank Gauge In H2O	Water Prod. BW	Cond. Prod. BO	Water Prod. BW	Pumped (1) BW	Yet To Recover BW
	10:00								0			0.0	0	365.0		13,833	
	11:00								0			0.0	0	365.0		13,833	
	12:00								0			0.0	0	365.0		13,833	
	13:00								0			0.0	0	365.0		13,833	
	14:00								0			0.0	0	365.0		13,833	
	15:00								0			0.0	0	365.0		13,833	
	16:00								0			0.0	0	365.0		13,833	
	17:00								0			0.0	0	365.0		13,833	
	18:00								0			0.0	0	365.0		13,833	
	19:00								0			0.0	0	365.0		13,833	
	20:00								0			0.0	0	365.0		13,833	
	21:00								0			0.0	0	365.0		13,833	
	22:00								0			0.0	0	365.0		13,833	
	23:00								0			0.0	0	365.0		13,833	
10/23/07	0:00								0			0.0	0	365.0		13,833	
	1:00								0			0.0	0	365.0		13,833	
	2:00								0			0.0	0	365.0		13,833	
	3:00								0			0.0	0	365.0		13,833	
	4:00								0			0.0	0	365.0		13,833	
	5:00								0			0.0	0	365.0		13,833	
	6:00								0			0.0	0	365.0		13,833	
	7:00								0			0.0	0	365.0		13,833	
	8:00								0			0.0	0	365.0		13,833	
	9:00								0			0.0	0	365.0		13,833	
	10:00								0			0.0	0	365.0		13,833	
	11:00								0			0.0	0	365.0		13,833	
	12:00								0			0.0	0	365.0		13,833	
	13:00								0			0.0	0	365.0		13,833	
	14:00								0			0.0	0	365.0		13,833	
	15:00								0			0.0	0	365.0		13,833	
	16:00								0			0.0	0	365.0		13,833	
	17:00								0			0.0	0	365.0		13,833	
	18:00								0			0.0	0	365.0		13,833	
	19:00								0			0.0	0	365.0		13,833	
	20:00								0			0.0	0	365.0		13,833	
	21:00								0			0.0	0	365.0		13,833	
	22:00								0			0.0	0	365.0		13,833	
	23:00								0			0.0	0	365.0		13,833	
10/24/07	0:00								0			0.0	0	365.0		13,833	
	1:00								0			0.0	0	365.0		13,833	
	2:00								0			0.0	0	365.0		13,833	
	3:00								0			0.0	0	365.0		13,833	
	4:00								0			0.0	0	365.0		13,833	
	5:00								0			0.0	0	365.0		13,833	
	6:00								0			0.0	0	365.0		13,833	
	7:00								0			0.0	0	365.0		13,833	
	8:00								0			0.0	0	365.0		13,833	
	9:00								0			0.0	0	365.0		13,833	
	10:00								0			0.0	0	365.0		13,833	

Flowback by
Supervisor
Operators
Location Phn#

Cardinal Flow Testing
Alan Tayrien
Troy Smith
979-218-6488

Well Name
Operator
Representative

WGV 21-23-697
Williams
Keith Hoffland

								Totals From Below: 0			365.0			0		9,935	
Date MM/DD/YYYY	Time hh/mm	Wellhead Data			Separator				Gas Production		Fluid Production			Cumulative Prod		Frac Water	
		Tubing Press Psig	Casing Press Psig	Choke Size Ins.	Static Press. Psig	Diff. INS. H2O	Temp °F	Gas %	Approx. Flowrate MMCF/D	Cum. Volume MMCF	Cond. Prod. BO	Tank Gauge In H2O	Water Prod. BW	Cond. Prod. BO	Water Prod. BW	Pumped (1) BW	Yet To Recover BW
	11:00								0				0.0	0	365.0		13,833
	12:00								0				0.0	0	365.0		13,833
	13:00								0				0.0	0	365.0		13,833
	14:00								0				0.0	0	365.0		13,833
	15:00								0				0.0	0	365.0		13,833
	16:00								0				0.0	0	365.0		13,833
	17:00								0				0.0	0	365.0		13,833
	18:00								0				0.0	0	365.0		13,833
	19:00								0				0.0	0	365.0		13,833
	20:00								0				0.0	0	365.0		13,833
	21:00								0				0.0	0	365.0		13,833
	22:00								0				0.0	0	365.0		13,833
	23:00								0				0.0	0	365.0		13,833
10/25/07	0:00								0				0.0	0	365.0		13,833
	1:00								0				0.0	0	365.0		13,833
	2:00								0				0.0	0	365.0		13,833
	3:00								0				0.0	0	365.0		13,833
	4:00								0				0.0	0	365.0		13,833
	5:00								0				0.0	0	365.0		13,833
	6:00								0				0.0	0	365.0		13,833
	7:00								0				0.0	0	365.0		13,833
	8:00								0				0.0	0	365.0		13,833
	9:00								0				0.0	0	365.0		13,833
	10:00								0				0.0	0	365.0		13,833
	11:00								0				0.0	0	365.0		13,833
	12:00								0				0.0	0	365.0		13,833
	13:00								0				0.0	0	365.0		13,833
	14:00								0				0.0	0	365.0		13,833
	15:00								0				0.0	0	365.0		13,833
	16:00								0				0.0	0	365.0		13,833
	17:00								0				0.0	0	365.0		13,833
	18:00								0				0.0	0	365.0		13,833
	19:00								0				0.0	0	365.0		13,833
	20:00								0				0.0	0	365.0		13,833
	21:00								0				0.0	0	365.0		13,833
	22:00								0				0.0	0	365.0		13,833
	23:00								0				0.0	0	365.0		13,833
10/26/07	0:00								0				0.0	0	365.0		13,833
	1:00								0				0.0	0	365.0		13,833
	2:00								0				0.0	0	365.0		13,833
	3:00								0				0.0	0	365.0		13,833
	4:00								0				0.0	0	365.0		13,833
	5:00								0				0.0	0	365.0		13,833
	6:00								0				0.0	0	365.0		13,833
	7:00								0				0.0	0	365.0		13,833
	8:00								0				0.0	0	365.0		13,833
	9:00								0				0.0	0	365.0		13,833
	10:00								0				0.0	0	365.0		13,833
	11:00								0				0.0	0	365.0		13,833

Flowback by
Supervisor
Operators
Location Phn#

Cardinal Flow Testing
Alan Tayrien
Troy Smith
979-218-6488

Well Name
Operator
Representative

WGV 21-23-697
Williams
Keith Hoffland

		Totals From Below: 0							0 365.0			9,935					
Date MM/DD/YYYY	Time hh/mm	Wellhead Data			Separator				Gas Production		Fluid Production			Cumulative Prod		Frac Water	
		Tubing Press Psig	Casing Press Psig	Choke Size Ins.	Static Press. Psig	Diff. INS. H2O	Temp °F	Gas %	Approx. Flowrate MMCF/D	Cum. Volume MMCF	Cond. Prod. BO	Tank Gauge In H2O	Water Prod. BW	Cond. Prod. BO	Water Prod. BW	Pumped (1) BW	Yet To Recover BW
	12:00								0			0.0	0	365.0		13,833	
	13:00								0			0.0	0	365.0		13,833	
	14:00								0			0.0	0	365.0		13,833	
	15:00								0			0.0	0	365.0		13,833	
	16:00								0			0.0	0	365.0		13,833	
	17:00								0			0.0	0	365.0		13,833	
	18:00								0			0.0	0	365.0		13,833	
	19:00								0			0.0	0	365.0		13,833	
	20:00								0			0.0	0	365.0		13,833	
	21:00								0			0.0	0	365.0		13,833	
	22:00								0			0.0	0	365.0		13,833	
	23:00								0			0.0	0	365.0		13,833	
10/27/07	0:00								0			0.0	0	365.0		13,833	
	1:00								0			0.0	0	365.0		13,833	
	2:00								0			0.0	0	365.0		13,833	
	3:00								0			0.0	0	365.0		13,833	
	4:00								0			0.0	0	365.0		13,833	
	5:00								0			0.0	0	365.0		13,833	
	6:00								0			0.0	0	365.0		13,833	
	7:00								0			0.0	0	365.0		13,833	
	8:00								0			0.0	0	365.0		13,833	
	9:00								0			0.0	0	365.0		13,833	
	10:00								0			0.0	0	365.0		13,833	
	11:00								0			0.0	0	365.0		13,833	
	12:00								0			0.0	0	365.0		13,833	
	13:00								0			0.0	0	365.0		13,833	
	14:00								0			0.0	0	365.0		13,833	
	15:00								0			0.0	0	365.0		13,833	
	16:00								0			0.0	0	365.0		13,833	
	17:00								0			0.0	0	365.0		13,833	
	18:00								0			0.0	0	365.0		13,833	
	19:00								0			0.0	0	365.0		13,833	
	20:00								0			0.0	0	365.0		13,833	
	21:00								0			0.0	0	365.0		13,833	
	22:00								0			0.0	0	365.0		13,833	
	23:00								0			0.0	0	365.0		13,833	
10/28/07	0:00								0			0.0	0	365.0		13,833	
	1:00								0			0.0	0	365.0		13,833	
	2:00								0			0.0	0	365.0		13,833	
	3:00								0			0.0	0	365.0		13,833	
	4:00								0			0.0	0	365.0		13,833	
	5:00								0			0.0	0	365.0		13,833	
	6:00								0			0.0	0	365.0		13,833	
	7:00								0			0.0	0	365.0		13,833	
	8:00								0			0.0	0	365.0		13,833	
	9:00								0			0.0	0	365.0		13,833	
	10:00								0			0.0	0	365.0		13,833	
	11:00								0			0.0	0	365.0		13,833	
	12:00								0			0.0	0	365.0		13,833	

Flowback by
Supervisor
Operators
Location Phn#

Cardinal Flow Testing
Alan Tayrien
Troy Smith
979-218-6488

Well Name
Operator
Representative

WGV 21-23-697
Williams
Keith Hoffland

		Totals From Below: 0								0 365.0			9,935				
Date MM/DD/YYYY	Time hh/mm	Wellhead Data			Separator				Gas Production		Fluid Production			Cumulative Prod		Frac Water	
		Tubing Press Psig	Casing Press Psig	Choke Size Ins.	Static Press. Psig	Diff. INS. H2O	Temp °F	Gas %	Approx. Flowrate MMCF/D	Cum. Volume MMCF	Cond. Prod. BO	Tank Gauge In H2O	Water Prod. BW	Cond. Prod. BO	Water Prod. BW	Pumped (1) BW	Yet To Recover BW
	13:00								0			0.0	0	365.0		13,833	
	14:00								0			0.0	0	365.0		13,833	
	15:00								0			0.0	0	365.0		13,833	
	16:00								0			0.0	0	365.0		13,833	
	17:00								0			0.0	0	365.0		13,833	
	18:00								0			0.0	0	365.0		13,833	
	19:00								0			0.0	0	365.0		13,833	
	20:00								0			0.0	0	365.0		13,833	
	21:00								0			0.0	0	365.0		13,833	
	22:00								0			0.0	0	365.0		13,833	
	23:00								0			0.0	0	365.0		13,833	
10/29/07	0:00								0			0.0	0	365.0		13,833	
	1:00								0			0.0	0	365.0		13,833	
	2:00								0			0.0	0	365.0		13,833	
	3:00								0			0.0	0	365.0		13,833	
	4:00								0			0.0	0	365.0		13,833	
	5:00								0			0.0	0	365.0		13,833	
	6:00								0			0.0	0	365.0		13,833	
	7:00								0			0.0	0	365.0		13,833	
	8:00								0			0.0	0	365.0		13,833	
	9:00								0			0.0	0	365.0		13,833	
	10:00								0			0.0	0	365.0		13,833	
	11:00								0			0.0	0	365.0		13,833	
	12:00								0			0.0	0	365.0		13,833	
	13:00								0			0.0	0	365.0		13,833	
	14:00								0			0.0	0	365.0		13,833	
	15:00								0			0.0	0	365.0		13,833	
	16:00								0			0.0	0	365.0		13,833	
	17:00								0			0.0	0	365.0		13,833	
	18:00								0			0.0	0	365.0		13,833	
	19:00								0			0.0	0	365.0		13,833	
	20:00								0			0.0	0	365.0		13,833	
	21:00								0			0.0	0	365.0		13,833	
	22:00								0			0.0	0	365.0		13,833	
	23:00								0			0.0	0	365.0		13,833	
10/30/07	0:00								0			0.0	0	365.0		13,833	
	1:00								0			0.0	0	365.0		13,833	
	2:00								0			0.0	0	365.0		13,833	
	3:00								0			0.0	0	365.0		13,833	
	4:00								0			0.0	0	365.0		13,833	
	5:00								0			0.0	0	365.0		13,833	
	6:00								0			0.0	0	365.0		13,833	
	7:00								0			0.0	0	365.0		13,833	
	8:00								0			0.0	0	365.0		13,833	
	9:00								0			0.0	0	365.0		13,833	
	10:00								0			0.0	0	365.0		13,833	
	11:00								0			0.0	0	365.0		13,833	
	12:00								0			0.0	0	365.0		13,833	
	13:00								0			0.0	0	365.0		13,833	

Flowback by
Supervisor
Operators
Location Phn#

Cardinal Flow Testing
Alan Tayrien
Troy Smith
979-218-6488

Well Name
Operator
Representative

WGV 21-23-697
Williams
Keith Hoffland

		Totals From Below: 0								0			365.0		9,935		
Date MM/DD/YYYY	Time hh/mm	Wellhead Data			Separator				Gas Production		Fluid Production			Cumulative Prod		Frac Water	
		Tubing Press Psig	Casing Press Psig	Choke Size Ins.	Static Press. Psig	Diff. INS. H2O	Temp °F	Gas %	Approx. Flowrate MMCF/D	Cum. Volume MMCF	Cond. Prod. BO	Tank Gauge In H2O	Water Prod. BW	Cond. Prod. BO	Water Prod. BW	Pumped (1) BW	Yet To Recover BW
	14:00								0			0.0	0	365.0		13,833	
	15:00								0			0.0	0	365.0		13,833	
	16:00								0			0.0	0	365.0		13,833	
	17:00								0			0.0	0	365.0		13,833	
	18:00								0			0.0	0	365.0		13,833	
	19:00								0			0.0	0	365.0		13,833	
	20:00								0			0.0	0	365.0		13,833	
	21:00								0			0.0	0	365.0		13,833	
	22:00								0			0.0	0	365.0		13,833	
	23:00								0			0.0	0	365.0		13,833	
10/31/07	0:00								0			0.0	0	365.0		13,833	
	1:00								0			0.0	0	365.0		13,833	
	2:00								0			0.0	0	365.0		13,833	
	3:00								0			0.0	0	365.0		13,833	
	4:00								0			0.0	0	365.0		13,833	
	5:00								0			0.0	0	365.0		13,833	
	6:00								0			0.0	0	365.0		13,833	
	7:00								0			0.0	0	365.0		13,833	
	8:00								0			0.0	0	365.0		13,833	
	9:00								0			0.0	0	365.0		13,833	
	10:00								0			0.0	0	365.0		13,833	
	11:00								0			0.0	0	365.0		13,833	
	12:00								0			0.0	0	365.0		13,833	
	13:00								0			0.0	0	365.0		13,833	
	14:00								0			0.0	0	365.0		13,833	
	15:00								0			0.0	0	365.0		13,833	
	16:00								0			0.0	0	365.0		13,833	
	17:00								0			0.0	0	365.0		13,833	
	18:00								0			0.0	0	365.0		13,833	
	19:00								0			0.0	0	365.0		13,833	
	20:00								0			0.0	0	365.0		13,833	
	21:00								0			0.0	0	365.0		13,833	
	22:00								0			0.0	0	365.0		13,833	
	23:00								0			0.0	0	365.0		13,833	
11/01/07	0:00								0			0.0	0	365.0		13,833	
	1:00								0			0.0	0	365.0		13,833	
	2:00								0			0.0	0	365.0		13,833	
	3:00								0			0.0	0	365.0		13,833	
	4:00								0			0.0	0	365.0		13,833	
	5:00								0			0.0	0	365.0		13,833	
	6:00								0			0.0	0	365.0		13,833	
	7:00								0			0.0	0	365.0		13,833	
	8:00								0			0.0	0	365.0		13,833	
	9:00								0			0.0	0	365.0		13,833	
	10:00								0			0.0	0	365.0		13,833	
	11:00								0			0.0	0	365.0		13,833	
	12:00								0			0.0	0	365.0		13,833	
	13:00								0			0.0	0	365.0		13,833	
	14:00								0			0.0	0	365.0		13,833	

Flowback by
Supervisor
Operators
Location Phn#

Cardinal Flow Testing
Alan Tayrien
Troy Smith
979-218-6488

Well Name
Operator
Representative

WGV 21-23-697
Williams
Keith Hoffland

								Totals From Below: 0						0 365.0		9,935	
Date MM/DD/YYYY	Time hh/mm	Wellhead Data			Separator				Gas Production		Fluid Production			Cumulative Prod		Frac Water	
		Tubing Press Psig	Casing Press Psig	Choke Size Ins.	Static Press. Psig	Diff. INS. H2O	Temp °F	Gas %	Approx. Flowrate MMCF/D	Cum. Volume MMCF	Cond. Prod. BO	Tank Gauge In H2O	Water Prod. BW	Cond. Prod. BO	Water Prod. BW	Pumped (1) BW	Yet To Recover BW
	15:00								0				0.0	0	365.0		13,833
	16:00								0				0.0	0	365.0		13,833
	17:00								0				0.0	0	365.0		13,833
	18:00								0				0.0	0	365.0		13,833
	19:00								0				0.0	0	365.0		13,833
	20:00								0				0.0	0	365.0		13,833
	21:00								0				0.0	0	365.0		13,833
	22:00								0				0.0	0	365.0		13,833
	23:00								0				0.0	0	365.0		13,833
11/02/07	0:00								0				0.0	0	365.0		13,833
	1:00								0				0.0	0	365.0		13,833
	2:00								0				0.0	0	365.0		13,833
	3:00								0				0.0	0	365.0		13,833
	4:00								0				0.0	0	365.0		13,833
	5:00								0				0.0	0	365.0		13,833
	6:00								0				0.0	0	365.0		13,833
	7:00								0				0.0	0	365.0		13,833
	8:00								0				0.0	0	365.0		13,833
	9:00								0				0.0	0	365.0		13,833
	10:00								0				0.0	0	365.0		13,833
	11:00								0				0.0	0	365.0		13,833
	12:00								0				0.0	0	365.0		13,833
	13:00								0				0.0	0	365.0		13,833
	14:00								0				0.0	0	365.0		13,833
	15:00								0				0.0	0	365.0		13,833
	16:00								0				0.0	0	365.0		13,833
	17:00								0				0.0	0	365.0		13,833
	18:00								0				0.0	0	365.0		13,833
	19:00								0				0.0	0	365.0		13,833
	20:00								0				0.0	0	365.0		13,833
	21:00								0				0.0	0	365.0		13,833
	22:00								0				0.0	0	365.0		13,833
	23:00								0				0.0	0	365.0		13,833
11/03/07	0:00								0				0.0	0	365.0		13,833
	1:00								0				0.0	0	365.0		13,833
	2:00								0				0.0	0	365.0		13,833
	3:00								0				0.0	0	365.0		13,833
	4:00								0				0.0	0	365.0		13,833
	5:00								0				0.0	0	365.0		13,833
	6:00								0				0.0	0	365.0		13,833
	7:00								0				0.0	0	365.0		13,833
	8:00								0				0.0	0	365.0		13,833
	9:00								0				0.0	0	365.0		13,833
	10:00								0				0.0	0	365.0		13,833
	11:00								0				0.0	0	365.0		13,833
	12:00								0				0.0	0	365.0		13,833
	13:00								0				0.0	0	365.0		13,833
	14:00								0				0.0	0	365.0		13,833
	15:00								0				0.0	0	365.0		13,833

Flowback by
Supervisor
Operators
Location Phn#

Cardinal Flow Testing
Alan Tayrien
Troy Smith
979-218-6488

Well Name
Operator
Representative

WGV 21-23-697
Williams
Keith Hoffland

		Totals From Below: 0								0 365.0			9,935				
Date MM/DD/YYYY	Time hh/mm	Wellhead Data			Separator				Gas Production		Fluid Production			Cumulative Prod		Frac Water	
		Tubing Press Psig	Casing Press Psig	Choke Size Ins.	Static Press. Psig	Diff. INS. H2O	Temp °F	Gas %	Approx. Flowrate MMCF/D	Cum. Volume MMCF	Cond. Prod. BO	Tank Gauge In H2O	Water Prod. BW	Cond. Prod. BO	Water Prod. BW	Pumped (1) BW	Yet To Recover BW
	16:00								0			0.0	0	365.0		13,833	
	17:00								0			0.0	0	365.0		13,833	
	18:00								0			0.0	0	365.0		13,833	
	19:00								0			0.0	0	365.0		13,833	
	20:00								0			0.0	0	365.0		13,833	
	21:00								0			0.0	0	365.0		13,833	
	22:00								0			0.0	0	365.0		13,833	
	23:00								0			0.0	0	365.0		13,833	
11/04/07	0:00								0			0.0	0	365.0		13,833	
	1:00								0			0.0	0	365.0		13,833	
	2:00								0			0.0	0	365.0		13,833	
	3:00								0			0.0	0	365.0		13,833	
	4:00								0			0.0	0	365.0		13,833	
	5:00								0			0.0	0	365.0		13,833	
	6:00								0			0.0	0	365.0		13,833	
	7:00								0			0.0	0	365.0		13,833	
	8:00								0			0.0	0	365.0		13,833	
	9:00								0			0.0	0	365.0		13,833	
	10:00								0			0.0	0	365.0		13,833	
	11:00								0			0.0	0	365.0		13,833	
	12:00								0			0.0	0	365.0		13,833	
	13:00								0			0.0	0	365.0		13,833	
	14:00								0			0.0	0	365.0		13,833	
	15:00								0			0.0	0	365.0		13,833	
	16:00								0			0.0	0	365.0		13,833	
	17:00								0			0.0	0	365.0		13,833	
	18:00								0			0.0	0	365.0		13,833	
	19:00								0			0.0	0	365.0		13,833	
	20:00								0			0.0	0	365.0		13,833	
	21:00								0			0.0	0	365.0		13,833	
	22:00								0			0.0	0	365.0		13,833	
	23:00								0			0.0	0	365.0		13,833	
11/05/07	0:00								0			0.0	0	365.0		13,833	
	1:00								0			0.0	0	365.0		13,833	
	2:00								0			0.0	0	365.0		13,833	
	3:00								0			0.0	0	365.0		13,833	
	4:00								0			0.0	0	365.0		13,833	
	5:00								0			0.0	0	365.0		13,833	
	6:00								0			0.0	0	365.0		13,833	
	7:00								0			0.0	0	365.0		13,833	
	8:00								0			0.0	0	365.0		13,833	
	9:00								0			0.0	0	365.0		13,833	
	10:00								0			0.0	0	365.0		13,833	
	11:00								0			0.0	0	365.0		13,833	
	12:00								0			0.0	0	365.0		13,833	
	13:00								0			0.0	0	365.0		13,833	
	14:00								0			0.0	0	365.0		13,833	
	15:00								0			0.0	0	365.0		13,833	
	16:00								0			0.0	0	365.0		13,833	

Flowback by
Supervisor
Operators
Location Phn#

Cardinal Flow Testing
Alan Tayrien
Troy Smith
979-218-6488

Well Name
Operator
Representative

WGV 21-23-697
Williams
Keith Hoffland

							Totals From Below: 0							0 365.0		9,935	
Date MM/DD/YYYY	Time hh/mm	Wellhead Data			Separator				Gas Production		Fluid Production			Cumulative Prod		Frac Water	
		Tubing Press Psig	Casing Press Psig	Choke Size Ins.	Static Press. Psig	Diff. INS. H2O	Temp °F	Gas %	Approx. Flowrate MMCF/D	Cum. Volume MMCF	Cond. Prod. BO	Tank Gauge In H2O	Water Prod. BW	Cond. Prod. BO	Water Prod. BW	Pumped (1) BW	Yet To Recover BW
	17:00								0				0.0	0	365.0		13,833
	18:00								0				0.0	0	365.0		13,833
	19:00								0				0.0	0	365.0		13,833
	20:00								0				0.0	0	365.0		13,833
	21:00								0				0.0	0	365.0		13,833
	22:00								0				0.0	0	365.0		13,833
	23:00								0				0.0	0	365.0		13,833
11/06/07	0:00								0				0.0	0	365.0		13,833
	1:00								0				0.0	0	365.0		13,833
	2:00								0				0.0	0	365.0		13,833
	3:00								0				0.0	0	365.0		13,833
	4:00								0				0.0	0	365.0		13,833
	5:00								0				0.0	0	365.0		13,833
	6:00								0				0.0	0	365.0		13,833
	7:00								0				0.0	0	365.0		13,833
	8:00								0				0.0	0	365.0		13,833
	9:00								0				0.0	0	365.0		13,833
	10:00								0				0.0	0	365.0		13,833
	11:00								0				0.0	0	365.0		13,833
	12:00								0				0.0	0	365.0		13,833
	13:00								0				0.0	0	365.0		13,833
	14:00								0				0.0	0	365.0		13,833
	15:00								0				0.0	0	365.0		13,833
	16:00								0				0.0	0	365.0		13,833
	17:00								0				0.0	0	365.0		13,833
	18:00								0				0.0	0	365.0		13,833
	19:00								0				0.0	0	365.0		13,833
	20:00								0				0.0	0	365.0		13,833
	21:00								0				0.0	0	365.0		13,833
	22:00								0				0.0	0	365.0		13,833
	23:00								0				0.0	0	365.0		13,833
11/07/07	0:00								0				0.0	0	365.0		13,833
	1:00								0				0.0	0	365.0		13,833
	2:00								0				0.0	0	365.0		13,833
	3:00								0				0.0	0	365.0		13,833
	4:00								0				0.0	0	365.0		13,833
	5:00								0				0.0	0	365.0		13,833
	6:00								0				0.0	0	365.0		13,833
	7:00								0				0.0	0	365.0		13,833
	8:00								0				0.0	0	365.0		13,833
	9:00								0				0.0	0	365.0		13,833
	10:00								0				0.0	0	365.0		13,833
	11:00								0				0.0	0	365.0		13,833
	12:00								0				0.0	0	365.0		13,833
	13:00								0				0.0	0	365.0		13,833
	14:00								0				0.0	0	365.0		13,833
	15:00								0				0.0	0	365.0		13,833
	16:00								0				0.0	0	365.0		13,833
	17:00								0				0.0	0	365.0		13,833

Flowback by **Cardinal Flow Testing**
Supervisor **Alan Tayrien**
Operators **Troy Smith**
Location Phn# **979-218-6488**

Well Name **WGV 21-23-697**
Operator **Williams**
Representative **Keith Hoffland**

								Totals From Below: 0						0	365.0	9,935	
Date	Time	Wellhead Data			Separator				Gas Production		Fluid Production			Cumulative Prod		Frac Water	
MM/DD/YYYY	hh/mm	Tubing Press Psig	Casing Press Psig	Choke Size Ins.	Static Press. Psig	Diff. INS. H2O	Temp °F	Gas %	Approx. Flowrate MMCF/D	Cum. Volume MMCF	Cond. Prod. BO	Tank Gauge In H2O	Water Prod. BW	Cond. Prod. BO	Water Prod. BW	Pumped (1) BW	Yet To Recover BW
	18:00									0			0.0	0	365.0		13,833
	19:00									0			0.0	0	365.0		13,833
	20:00									0			0.0	0	365.0		13,833
	21:00									0			0.0	0	365.0		13,833
	22:00									0			0.0	0	365.0		13,833
	23:00									0			0.0	0	365.0		13,833

Flowback by
Supervisor
Operators
Location Phn#

Cardinal Flow Testing
Alan Tayrien
Troy Smith
979-218-6488

Well Name
Operator
Representative

WGV 21-23-697
Williams
Keith Hoffland

								Totals From Below: 0			365.0			0		9,393	
Date MM/DD/YYYY	Time hh/mm	Wellhead Data			Separator				Gas Production		Fluid Production			Cumulative Prod		Frac Water	
		Tubing Press Psig	Casing Press Psig	Choke Size Ins.	Static Press. Psig	Diff. INS. H2O	Temp °F	Gas %	Approx. Flowrate MMCF/D	Cum. Volume MMCF	Cond. Prod. BO	Tank Gauge In H2O	Water Prod. BW	Cond. Prod. BO	Water Prod. BW	Pumped (1) BW	Yet To Recover BW
10/18/07	7:00								0			0.0	0	0.0		0	
	8:00								0			0.0	0	0.0		0	
	9:00								0			0.0	0	0.0		0	
	10:00								0			0.0	0	0.0		0	
	11:00								0			0.0	0	0.0		0	
	12:00								0			0.0	0	0.0		0	
	13:00								0			0.0	0	0.0		0	
	14:00								0			0.0	0	0.0		0	
	15:00								0			0.0	0	0.0		0	
	16:00		650	24					0			0.0	0	0.0	4,263	4,263	
	17:00		475	24					0			75.0	0	75.0		4,188	
	18:00		400	24					0			60.0	0	135.0		4,128	
	19:00		375	24					0			40.0	0	175.0		4,088	
	20:00		350	24					0			30.0	0	205.0		4,058	
	21:00		250	32					0			30.0	0	235.0		4,028	
	22:00		225	32					0			20.0	0	255.0		4,008	
	23:00		200	48					0			20.0	0	275.0		3,988	
10/19/07	0:00		150	48					0			20.0	0	295.0		3,968	
	1:00		100	48					0			20.0	0	315.0		3,948	
	2:00		100	48					0			10.0	0	325.0		3,938	
	3:00		100	48					0			10.0	0	335.0		3,928	
	4:00		75	48					0			10.0	0	345.0		3,918	
	5:00		50	48					0			10.0	0	355.0		3,908	
	6:00		50	48					0			10.0	0	365.0		3,898	
	7:00								0			0.0	0	365.0		3,898	
	8:00								0			0.0	0	365.0		3,898	
	9:00								0			0.0	0	365.0		3,898	
	10:00								0			0.0	0	365.0		3,898	
	11:00								0			0.0	0	365.0		3,898	
	12:00								0			0.0	0	365.0		3,898	
	13:00								0			0.0	0	365.0		3,898	
	14:00								0			0.0	0	365.0		3,898	
	15:00								0			0.0	0	365.0		3,898	
	16:00								0			0.0	0	365.0		3,898	
	17:00								0			0.0	0	365.0	9,393	13,291	
	18:00		0	48					0			0.0	0	365.0		13,291	
	19:00		0	48					0			0.0	0	365.0		13,291	
	20:00		0	48					0			0.0	0	365.0		13,291	
	21:00		0	48					0			0.0	0	365.0		13,291	
	22:00		0	48					0			0.0	0	365.0		13,291	
	23:00		0	48					0			0.0	0	365.0		13,291	
10/20/07	0:00		0	48					0			0.0	0	365.0		13,291	
	1:00		0	48					0			0.0	0	365.0		13,291	
	2:00		0	48					0			0.0	0	365.0		13,291	
	3:00		0	48					0			0.0	0	365.0		13,291	
	4:00		0	48					0			0.0	0	365.0		13,291	
	5:00		0	48					0			0.0	0	365.0		13,291	
	6:00		0	48					0			0.0	0	365.0		13,291	
	7:00		0	48					0			0.0	0	365.0		13,291	
	8:00		0	48					0			0.0	0	365.0		13,291	

Flowback by
Supervisor
Operators
Location Phn#

Cardinal Flow Testing
Alan Tayrien
Troy Smith
979-218-6488

Well Name
Operator
Representative

WGV 21-23-697
Williams
Keith Hoffland

							Totals From Below: 0				365.0			0		9,393	
Date MM/DD/YYYY	Time hh/mm	Wellhead Data			Separator				Gas Production		Fluid Production			Cumulative Prod		Frac Water	
		Tubing Press Psig	Casing Press Psig	Choke Size Ins.	Static Press. Psig	Diff. INS. H2O	Temp °F	Gas %	Approx. Flowrate MMCF/D	Cum. Volume MMCF	Cond. Prod. BO	Tank Gauge In H2O	Water Prod. BW	Cond. Prod. BO	Water Prod. BW	Pumped (1) BW	Yet To Recover BW
	9:00		0	48					0			0.0	0	365.0			13,291
	10:00		0	48					0			0.0	0	365.0			13,291
	11:00		0	48					0			0.0	0	365.0			13,291
	12:00		0	48					0			0.0	0	365.0			13,291
	13:00		0	48					0			0.0	0	365.0			13,291
	14:00		0	48					0			0.0	0	365.0			13,291
	15:00		0	48					0			0.0	0	365.0			13,291
	16:00		0	48					0			0.0	0	365.0			13,291
	17:00		0	48					0			0.0	0	365.0			13,291
	18:00		0	48					0			0.0	0	365.0			13,291
	19:00		0	48					0			0.0	0	365.0			13,291
	20:00		0	48					0			0.0	0	365.0			13,291
	21:00		0	48					0			0.0	0	365.0			13,291
	22:00		0	48					0			0.0	0	365.0			13,291
	23:00		0	48					0			0.0	0	365.0			13,291
10/21/07	0:00		0	48					0			0.0	0	365.0			13,291
	1:00		0	48					0			0.0	0	365.0			13,291
	2:00		0	48					0			0.0	0	365.0			13,291
	3:00		0	48					0			0.0	0	365.0			13,291
	4:00		0	48					0			0.0	0	365.0			13,291
	5:00		0	48					0			0.0	0	365.0			13,291
	6:00		0	48					0			0.0	0	365.0			13,291
	7:00		0	48					0			0.0	0	365.0			13,291
	8:00		0	48					0			0.0	0	365.0			13,291
	9:00		0	48					0			0.0	0	365.0			13,291
	10:00		0	48					0			0.0	0	365.0			13,291
	11:00		0	48					0			0.0	0	365.0			13,291
	12:00		0	48					0			0.0	0	365.0			13,291
	13:00		0	48					0			0.0	0	365.0			13,291
	14:00		0	48					0			0.0	0	365.0			13,291
	15:00		0	48					0			0.0	0	365.0			13,291
	16:00		0	48					0			0.0	0	365.0			13,291
	17:00		0	48					0			0.0	0	365.0			13,291
	18:00		0	48					0			0.0	0	365.0			13,291
	19:00		0	48					0			0.0	0	365.0			13,291
	20:00		0	48					0			0.0	0	365.0			13,291
	21:00		0	48					0			0.0	0	365.0			13,291
	22:00		0	48					0			0.0	0	365.0			13,291
	23:00		0	48					0			0.0	0	365.0			13,291
10/22/07	0:00		0	48					0			0.0	0	365.0			13,291
	1:00		0	48					0			0.0	0	365.0			13,291
	2:00		0	48					0			0.0	0	365.0			13,291
	3:00		0	48					0			0.0	0	365.0			13,291
	4:00		0	48					0			0.0	0	365.0			13,291
	5:00		0	48					0			0.0	0	365.0			13,291
	6:00		0	48					0			0.0	0	365.0			13,291
	7:00		0	48					0			0.0	0	365.0			13,291
	8:00								0			0.0	0	365.0			13,291
	9:00								0			0.0	0	365.0			13,291

Flowback by
Supervisor
Operators
Location Phn#

Cardinal Flow Testing
Alan Tayrien
Troy Smith
979-218-6488

Well Name
Operator
Representative

WGV 21-23-697
Williams
Keith Hoffland

								Totals From Below: 0			0 365.0			9,393			
Date MM/DD/YYYY	Time hh/mm	Wellhead Data			Separator				Gas Production		Fluid Production			Cumulative Prod		Frac Water	
		Tubing Press Psig	Casing Press Psig	Choke Size Ins.	Static Press. Psig	Diff. INS. H2O	Temp °F	Gas %	Approx. Flowrate MMCF/D	Cum. Volume MMCF	Cond. Prod. BO	Tank Gauge In H2O	Water Prod. BW	Cond. Prod. BO	Water Prod. BW	Pumped (1) BW	Yet To Recover BW
	10:00								0			0.0	0	365.0		13,291	
	11:00								0			0.0	0	365.0		13,291	
	12:00								0			0.0	0	365.0		13,291	
	13:00								0			0.0	0	365.0		13,291	
	14:00								0			0.0	0	365.0		13,291	
	15:00								0			0.0	0	365.0		13,291	
	16:00								0			0.0	0	365.0		13,291	
	17:00								0			0.0	0	365.0		13,291	
	18:00								0			0.0	0	365.0		13,291	
	19:00								0			0.0	0	365.0		13,291	
	20:00								0			0.0	0	365.0		13,291	
	21:00								0			0.0	0	365.0		13,291	
	22:00								0			0.0	0	365.0		13,291	
	23:00								0			0.0	0	365.0		13,291	
10/23/07	0:00								0			0.0	0	365.0		13,291	
	1:00								0			0.0	0	365.0		13,291	
	2:00								0			0.0	0	365.0		13,291	
	3:00								0			0.0	0	365.0		13,291	
	4:00								0			0.0	0	365.0		13,291	
	5:00								0			0.0	0	365.0		13,291	
	6:00								0			0.0	0	365.0		13,291	
	7:00								0			0.0	0	365.0		13,291	
	8:00								0			0.0	0	365.0		13,291	
	9:00								0			0.0	0	365.0		13,291	
	10:00								0			0.0	0	365.0		13,291	
	11:00								0			0.0	0	365.0		13,291	
	12:00								0			0.0	0	365.0		13,291	
	13:00								0			0.0	0	365.0		13,291	
	14:00								0			0.0	0	365.0		13,291	
	15:00								0			0.0	0	365.0		13,291	
	16:00								0			0.0	0	365.0		13,291	
	17:00								0			0.0	0	365.0		13,291	
	18:00								0			0.0	0	365.0		13,291	
	19:00								0			0.0	0	365.0		13,291	
	20:00								0			0.0	0	365.0		13,291	
	21:00								0			0.0	0	365.0		13,291	
	22:00								0			0.0	0	365.0		13,291	
	23:00								0			0.0	0	365.0		13,291	
10/24/07	0:00								0			0.0	0	365.0		13,291	
	1:00								0			0.0	0	365.0		13,291	
	2:00								0			0.0	0	365.0		13,291	
	3:00								0			0.0	0	365.0		13,291	
	4:00								0			0.0	0	365.0		13,291	
	5:00								0			0.0	0	365.0		13,291	
	6:00								0			0.0	0	365.0		13,291	
	7:00								0			0.0	0	365.0		13,291	
	8:00								0			0.0	0	365.0		13,291	
	9:00								0			0.0	0	365.0		13,291	
	10:00								0			0.0	0	365.0		13,291	

Flowback by
Supervisor
Operators
Location Phn#

Cardinal Flow Testing
Alan Tayrien
Troy Smith
979-218-6488

Well Name
Operator
Representative

WGV 21-23-697
Williams
Keith Hoffland

								Totals From Below: 0			0 365.0			9,393			
Date MM/DD/YYYY	Time hh/mm	Wellhead Data			Separator				Gas Production		Fluid Production			Cumulative Prod		Frac Water	
		Tubing Press Psig	Casing Press Psig	Choke Size Ins.	Static Press. Psig	Diff. INS. H2O	Temp °F	Gas %	Approx. Flowrate MMCF/D	Cum. Volume MMCF	Cond. Prod. BO	Tank Gauge In H2O	Water Prod. BW	Cond. Prod. BO	Water Prod. BW	Pumped (1) BW	Yet To Recover BW
	11:00								0				0.0	0	365.0		13,291
	12:00								0				0.0	0	365.0		13,291
	13:00								0				0.0	0	365.0		13,291
	14:00								0				0.0	0	365.0		13,291
	15:00								0				0.0	0	365.0		13,291
	16:00								0				0.0	0	365.0		13,291
	17:00								0				0.0	0	365.0		13,291
	18:00								0				0.0	0	365.0		13,291
	19:00								0				0.0	0	365.0		13,291
	20:00								0				0.0	0	365.0		13,291
	21:00								0				0.0	0	365.0		13,291
	22:00								0				0.0	0	365.0		13,291
	23:00								0				0.0	0	365.0		13,291
10/25/07	0:00								0				0.0	0	365.0		13,291
	1:00								0				0.0	0	365.0		13,291
	2:00								0				0.0	0	365.0		13,291
	3:00								0				0.0	0	365.0		13,291
	4:00								0				0.0	0	365.0		13,291
	5:00								0				0.0	0	365.0		13,291
	6:00								0				0.0	0	365.0		13,291
	7:00								0				0.0	0	365.0		13,291
	8:00								0				0.0	0	365.0		13,291
	9:00								0				0.0	0	365.0		13,291
	10:00								0				0.0	0	365.0		13,291
	11:00								0				0.0	0	365.0		13,291
	12:00								0				0.0	0	365.0		13,291
	13:00								0				0.0	0	365.0		13,291
	14:00								0				0.0	0	365.0		13,291
	15:00								0				0.0	0	365.0		13,291
	16:00								0				0.0	0	365.0		13,291
	17:00								0				0.0	0	365.0		13,291
	18:00								0				0.0	0	365.0		13,291
	19:00								0				0.0	0	365.0		13,291
	20:00								0				0.0	0	365.0		13,291
	21:00								0				0.0	0	365.0		13,291
	22:00								0				0.0	0	365.0		13,291
	23:00								0				0.0	0	365.0		13,291
10/26/07	0:00								0				0.0	0	365.0		13,291
	1:00								0				0.0	0	365.0		13,291
	2:00								0				0.0	0	365.0		13,291
	3:00								0				0.0	0	365.0		13,291
	4:00								0				0.0	0	365.0		13,291
	5:00								0				0.0	0	365.0		13,291
	6:00								0				0.0	0	365.0		13,291
	7:00								0				0.0	0	365.0		13,291
	8:00								0				0.0	0	365.0		13,291
	9:00								0				0.0	0	365.0		13,291
	10:00								0				0.0	0	365.0		13,291
	11:00								0				0.0	0	365.0		13,291

Flowback by
Supervisor
Operators
Location Phn#

Cardinal Flow Testing
Alan Tayrien
Troy Smith
979-218-6488

Well Name
Operator
Representative

WGV 21-23-697
Williams
Keith Hoffland

								Totals From Below: 0			0 365.0			9,393			
Date MM/DD/YYYY	Time hh/mm	Wellhead Data			Separator				Gas Production		Fluid Production			Cumulative Prod		Frac Water	
		Tubing Press Psig	Casing Press Psig	Choke Size Ins.	Static Press. Psig	Diff. INS. H2O	Temp °F	Gas %	Approx. Flowrate MMCF/D	Cum. Volume MMCF	Cond. Prod. BO	Tank Gauge In H2O	Water Prod. BW	Cond. Prod. BO	Water Prod. BW	Pumped (1) BW	Yet To Recover BW
	12:00								0			0.0	0	365.0		13,291	
	13:00								0			0.0	0	365.0		13,291	
	14:00								0			0.0	0	365.0		13,291	
	15:00								0			0.0	0	365.0		13,291	
	16:00								0			0.0	0	365.0		13,291	
	17:00								0			0.0	0	365.0		13,291	
	18:00								0			0.0	0	365.0		13,291	
	19:00								0			0.0	0	365.0		13,291	
	20:00								0			0.0	0	365.0		13,291	
	21:00								0			0.0	0	365.0		13,291	
	22:00								0			0.0	0	365.0		13,291	
	23:00								0			0.0	0	365.0		13,291	
10/27/07	0:00								0			0.0	0	365.0		13,291	
	1:00								0			0.0	0	365.0		13,291	
	2:00								0			0.0	0	365.0		13,291	
	3:00								0			0.0	0	365.0		13,291	
	4:00								0			0.0	0	365.0		13,291	
	5:00								0			0.0	0	365.0		13,291	
	6:00								0			0.0	0	365.0		13,291	
	7:00								0			0.0	0	365.0		13,291	
	8:00								0			0.0	0	365.0		13,291	
	9:00								0			0.0	0	365.0		13,291	
	10:00								0			0.0	0	365.0		13,291	
	11:00								0			0.0	0	365.0		13,291	
	12:00								0			0.0	0	365.0		13,291	
	13:00								0			0.0	0	365.0		13,291	
	14:00								0			0.0	0	365.0		13,291	
	15:00								0			0.0	0	365.0		13,291	
	16:00								0			0.0	0	365.0		13,291	
	17:00								0			0.0	0	365.0		13,291	
	18:00								0			0.0	0	365.0		13,291	
	19:00								0			0.0	0	365.0		13,291	
	20:00								0			0.0	0	365.0		13,291	
	21:00								0			0.0	0	365.0		13,291	
	22:00								0			0.0	0	365.0		13,291	
	23:00								0			0.0	0	365.0		13,291	
10/28/07	0:00								0			0.0	0	365.0		13,291	
	1:00								0			0.0	0	365.0		13,291	
	2:00								0			0.0	0	365.0		13,291	
	3:00								0			0.0	0	365.0		13,291	
	4:00								0			0.0	0	365.0		13,291	
	5:00								0			0.0	0	365.0		13,291	
	6:00								0			0.0	0	365.0		13,291	
	7:00								0			0.0	0	365.0		13,291	
	8:00								0			0.0	0	365.0		13,291	
	9:00								0			0.0	0	365.0		13,291	
	10:00								0			0.0	0	365.0		13,291	
	11:00								0			0.0	0	365.0		13,291	
	12:00								0			0.0	0	365.0		13,291	

Flowback by
Supervisor
Operators
Location Phn#

Cardinal Flow Testing
Alan Tayrien
Troy Smith
979-218-6488

Well Name
Operator
Representative

WGV 21-23-697
Williams
Keith Hoffland

								Totals From Below: 0			365.0			0		9,393	
Date MM/DD/YYYY	Time hh/mm	Wellhead Data			Separator				Gas Production		Fluid Production			Cumulative Prod		Frac Water	
		Tubing Press Psig	Casing Press Psig	Choke Size Ins.	Static Press. Psig	Diff. INS. H2O	Temp °F	Gas %	Approx. Flowrate MMCF/D	Cum. Volume MMCF	Cond. Prod. BO	Tank Gauge In H2O	Water Prod. BW	Cond. Prod. BO	Water Prod. BW	Pumped (1) BW	Yet To Recover BW
	13:00								0			0.0	0	365.0		13,291	
	14:00								0			0.0	0	365.0		13,291	
	15:00								0			0.0	0	365.0		13,291	
	16:00								0			0.0	0	365.0		13,291	
	17:00								0			0.0	0	365.0		13,291	
	18:00								0			0.0	0	365.0		13,291	
	19:00								0			0.0	0	365.0		13,291	
	20:00								0			0.0	0	365.0		13,291	
	21:00								0			0.0	0	365.0		13,291	
	22:00								0			0.0	0	365.0		13,291	
	23:00								0			0.0	0	365.0		13,291	
10/29/07	0:00								0			0.0	0	365.0		13,291	
	1:00								0			0.0	0	365.0		13,291	
	2:00								0			0.0	0	365.0		13,291	
	3:00								0			0.0	0	365.0		13,291	
	4:00								0			0.0	0	365.0		13,291	
	5:00								0			0.0	0	365.0		13,291	
	6:00								0			0.0	0	365.0		13,291	
	7:00								0			0.0	0	365.0		13,291	
	8:00								0			0.0	0	365.0		13,291	
	9:00								0			0.0	0	365.0		13,291	
	10:00								0			0.0	0	365.0		13,291	
	11:00								0			0.0	0	365.0		13,291	
	12:00								0			0.0	0	365.0		13,291	
	13:00								0			0.0	0	365.0		13,291	
	14:00								0			0.0	0	365.0		13,291	
	15:00								0			0.0	0	365.0		13,291	
	16:00								0			0.0	0	365.0		13,291	
	17:00								0			0.0	0	365.0		13,291	
	18:00								0			0.0	0	365.0		13,291	
	19:00								0			0.0	0	365.0		13,291	
	20:00								0			0.0	0	365.0		13,291	
	21:00								0			0.0	0	365.0		13,291	
	22:00								0			0.0	0	365.0		13,291	
	23:00								0			0.0	0	365.0		13,291	
10/30/07	0:00								0			0.0	0	365.0		13,291	
	1:00								0			0.0	0	365.0		13,291	
	2:00								0			0.0	0	365.0		13,291	
	3:00								0			0.0	0	365.0		13,291	
	4:00								0			0.0	0	365.0		13,291	
	5:00								0			0.0	0	365.0		13,291	
	6:00								0			0.0	0	365.0		13,291	
	7:00								0			0.0	0	365.0		13,291	
	8:00								0			0.0	0	365.0		13,291	
	9:00								0			0.0	0	365.0		13,291	
	10:00								0			0.0	0	365.0		13,291	
	11:00								0			0.0	0	365.0		13,291	
	12:00								0			0.0	0	365.0		13,291	
	13:00								0			0.0	0	365.0		13,291	

Flowback by
Supervisor
Operators
Location Phn#

Cardinal Flow Testing
Alan Tayrien
Troy Smith
979-218-6488

Well Name
Operator
Representative

WGV 21-23-697
Williams
Keith Hoffland

								Totals From Below: 0						0 365.0		9,393	
Date MM/DD/YYYY	Time hh/mm	Wellhead Data			Separator				Gas Production		Fluid Production			Cumulative Prod		Frac Water	
		Tubing Press Psig	Casing Press Psig	Choke Size Ins.	Static Press. Psig	Diff. INS. H2O	Temp °F	Gas %	Approx. Flowrate MMCF/D	Cum. Volume MMCF	Cond. Prod. BO	Tank Gauge In H2O	Water Prod. BW	Cond. Prod. BO	Water Prod. BW	Pumped (1) BW	Yet To Recover BW
	14:00								0			0.0	0	365.0		13,291	
	15:00								0			0.0	0	365.0		13,291	
	16:00								0			0.0	0	365.0		13,291	
	17:00								0			0.0	0	365.0		13,291	
	18:00								0			0.0	0	365.0		13,291	
	19:00								0			0.0	0	365.0		13,291	
	20:00								0			0.0	0	365.0		13,291	
	21:00								0			0.0	0	365.0		13,291	
	22:00								0			0.0	0	365.0		13,291	
	23:00								0			0.0	0	365.0		13,291	
10/31/07	0:00								0			0.0	0	365.0		13,291	
	1:00								0			0.0	0	365.0		13,291	
	2:00								0			0.0	0	365.0		13,291	
	3:00								0			0.0	0	365.0		13,291	
	4:00								0			0.0	0	365.0		13,291	
	5:00								0			0.0	0	365.0		13,291	
	6:00								0			0.0	0	365.0		13,291	
	7:00								0			0.0	0	365.0		13,291	
	8:00								0			0.0	0	365.0		13,291	
	9:00								0			0.0	0	365.0		13,291	
	10:00								0			0.0	0	365.0		13,291	
	11:00								0			0.0	0	365.0		13,291	
	12:00								0			0.0	0	365.0		13,291	
	13:00								0			0.0	0	365.0		13,291	
	14:00								0			0.0	0	365.0		13,291	
	15:00								0			0.0	0	365.0		13,291	
	16:00								0			0.0	0	365.0		13,291	
	17:00								0			0.0	0	365.0		13,291	
	18:00								0			0.0	0	365.0		13,291	
	19:00								0			0.0	0	365.0		13,291	
	20:00								0			0.0	0	365.0		13,291	
	21:00								0			0.0	0	365.0		13,291	
	22:00								0			0.0	0	365.0		13,291	
	23:00								0			0.0	0	365.0		13,291	
11/01/07	0:00								0			0.0	0	365.0		13,291	
	1:00								0			0.0	0	365.0		13,291	
	2:00								0			0.0	0	365.0		13,291	
	3:00								0			0.0	0	365.0		13,291	
	4:00								0			0.0	0	365.0		13,291	
	5:00								0			0.0	0	365.0		13,291	
	6:00								0			0.0	0	365.0		13,291	
	7:00								0			0.0	0	365.0		13,291	
	8:00								0			0.0	0	365.0		13,291	
	9:00								0			0.0	0	365.0		13,291	
	10:00								0			0.0	0	365.0		13,291	
	11:00								0			0.0	0	365.0		13,291	
	12:00								0			0.0	0	365.0		13,291	
	13:00								0			0.0	0	365.0		13,291	
	14:00								0			0.0	0	365.0		13,291	

Flowback by
Supervisor
Operators
Location Phn#

Cardinal Flow Testing
Alan Tayrien
Troy Smith
979-218-6488

Well Name
Operator
Representative

WGV 21-23-697
Williams
Keith Hoffland

								Totals From Below: 0						0 365.0		9,393	
Date MM/DD/YYYY	Time hh/mm	Wellhead Data			Separator				Gas Production		Fluid Production			Cumulative Prod		Frac Water	
		Tubing Press Psig	Casing Press Psig	Choke Size Ins.	Static Press. Psig	Diff. INS. H2O	Temp °F	Gas %	Approx. Flowrate MMCF/D	Cum. Volume MMCF	Cond. Prod. BO	Tank Gauge In H2O	Water Prod. BW	Cond. Prod. BO	Water Prod. BW	Pumped (1) BW	Yet To Recover BW
	15:00								0			0.0	0	365.0		13,291	
	16:00								0			0.0	0	365.0		13,291	
	17:00								0			0.0	0	365.0		13,291	
	18:00								0			0.0	0	365.0		13,291	
	19:00								0			0.0	0	365.0		13,291	
	20:00								0			0.0	0	365.0		13,291	
	21:00								0			0.0	0	365.0		13,291	
	22:00								0			0.0	0	365.0		13,291	
	23:00								0			0.0	0	365.0		13,291	
11/02/07	0:00								0			0.0	0	365.0		13,291	
	1:00								0			0.0	0	365.0		13,291	
	2:00								0			0.0	0	365.0		13,291	
	3:00								0			0.0	0	365.0		13,291	
	4:00								0			0.0	0	365.0		13,291	
	5:00								0			0.0	0	365.0		13,291	
	6:00								0			0.0	0	365.0		13,291	
	7:00								0			0.0	0	365.0		13,291	
	8:00								0			0.0	0	365.0		13,291	
	9:00								0			0.0	0	365.0		13,291	
	10:00								0			0.0	0	365.0		13,291	
	11:00								0			0.0	0	365.0		13,291	
	12:00								0			0.0	0	365.0		13,291	
	13:00								0			0.0	0	365.0		13,291	
	14:00								0			0.0	0	365.0		13,291	
	15:00								0			0.0	0	365.0		13,291	
	16:00								0			0.0	0	365.0		13,291	
	17:00								0			0.0	0	365.0		13,291	
	18:00								0			0.0	0	365.0		13,291	
	19:00								0			0.0	0	365.0		13,291	
	20:00								0			0.0	0	365.0		13,291	
	21:00								0			0.0	0	365.0		13,291	
	22:00								0			0.0	0	365.0		13,291	
	23:00								0			0.0	0	365.0		13,291	
11/03/07	0:00								0			0.0	0	365.0		13,291	
	1:00								0			0.0	0	365.0		13,291	
	2:00								0			0.0	0	365.0		13,291	
	3:00								0			0.0	0	365.0		13,291	
	4:00								0			0.0	0	365.0		13,291	
	5:00								0			0.0	0	365.0		13,291	
	6:00								0			0.0	0	365.0		13,291	
	7:00								0			0.0	0	365.0		13,291	
	8:00								0			0.0	0	365.0		13,291	
	9:00								0			0.0	0	365.0		13,291	
	10:00								0			0.0	0	365.0		13,291	
	11:00								0			0.0	0	365.0		13,291	
	12:00								0			0.0	0	365.0		13,291	
	13:00								0			0.0	0	365.0		13,291	
	14:00								0			0.0	0	365.0		13,291	
	15:00								0			0.0	0	365.0		13,291	

Flowback by
Supervisor
Operators
Location Phn#

Cardinal Flow Testing
Alan Tayrien
Troy Smith
979-218-6488

Well Name
Operator
Representative

WGV 21-23-697
Williams
Keith Hoffland

								Totals From Below: 0						0 365.0		9,393	
Date MM/DD/YYYY	Time hh/mm	Wellhead Data			Separator				Gas Production		Fluid Production			Cumulative Prod		Frac Water	
		Tubing Press Psig	Casing Press Psig	Choke Size Ins.	Static Press. Psig	Diff. INS. H2O	Temp °F	Gas %	Approx. Flowrate MMCF/D	Cum. Volume MMCF	Cond. Prod. BO	Tank Gauge In H2O	Water Prod. BW	Cond. Prod. BO	Water Prod. BW	Pumped (1) BW	Yet To Recover BW
	16:00								0			0.0	0	365.0		13,291	
	17:00								0			0.0	0	365.0		13,291	
	18:00								0			0.0	0	365.0		13,291	
	19:00								0			0.0	0	365.0		13,291	
	20:00								0			0.0	0	365.0		13,291	
	21:00								0			0.0	0	365.0		13,291	
	22:00								0			0.0	0	365.0		13,291	
	23:00								0			0.0	0	365.0		13,291	
11/04/07	0:00								0			0.0	0	365.0		13,291	
	1:00								0			0.0	0	365.0		13,291	
	2:00								0			0.0	0	365.0		13,291	
	3:00								0			0.0	0	365.0		13,291	
	4:00								0			0.0	0	365.0		13,291	
	5:00								0			0.0	0	365.0		13,291	
	6:00								0			0.0	0	365.0		13,291	
	7:00								0			0.0	0	365.0		13,291	
	8:00								0			0.0	0	365.0		13,291	
	9:00								0			0.0	0	365.0		13,291	
	10:00								0			0.0	0	365.0		13,291	
	11:00								0			0.0	0	365.0		13,291	
	12:00								0			0.0	0	365.0		13,291	
	13:00								0			0.0	0	365.0		13,291	
	14:00								0			0.0	0	365.0		13,291	
	15:00								0			0.0	0	365.0		13,291	
	16:00								0			0.0	0	365.0		13,291	
	17:00								0			0.0	0	365.0		13,291	
	18:00								0			0.0	0	365.0		13,291	
	19:00								0			0.0	0	365.0		13,291	
	20:00								0			0.0	0	365.0		13,291	
	21:00								0			0.0	0	365.0		13,291	
	22:00								0			0.0	0	365.0		13,291	
	23:00								0			0.0	0	365.0		13,291	
11/05/07	0:00								0			0.0	0	365.0		13,291	
	1:00								0			0.0	0	365.0		13,291	
	2:00								0			0.0	0	365.0		13,291	
	3:00								0			0.0	0	365.0		13,291	
	4:00								0			0.0	0	365.0		13,291	
	5:00								0			0.0	0	365.0		13,291	
	6:00								0			0.0	0	365.0		13,291	
	7:00								0			0.0	0	365.0		13,291	
	8:00								0			0.0	0	365.0		13,291	
	9:00								0			0.0	0	365.0		13,291	
	10:00								0			0.0	0	365.0		13,291	
	11:00								0			0.0	0	365.0		13,291	
	12:00								0			0.0	0	365.0		13,291	
	13:00								0			0.0	0	365.0		13,291	
	14:00								0			0.0	0	365.0		13,291	
	15:00								0			0.0	0	365.0		13,291	
	16:00								0			0.0	0	365.0		13,291	

Flowback by
Supervisor
Operators
Location Phn#

Cardinal Flow Testing
Alan Tayrien
Troy Smith
979-218-6488

Well Name
Operator
Representative

WGV 21-23-697
Williams
Keith Hoffland

								Totals From Below: 0						0 365.0		9,393	
Date MM/DD/YYYY	Time hh/mm	Wellhead Data			Separator				Gas Production		Fluid Production			Cumulative Prod		Frac Water	
		Tubing Press Psig	Casing Press Psig	Choke Size Ins.	Static Press. Psig	Diff. INS. H2O	Temp °F	Gas %	Approx. Flowrate MMCF/D	Cum. Volume MMCF	Cond. Prod. BO	Tank Gauge In H2O	Water Prod. BW	Cond. Prod. BO	Water Prod. BW	Pumped (1) BW	Yet To Recover BW
	17:00								0			0.0	0	365.0		13,291	
	18:00								0			0.0	0	365.0		13,291	
	19:00								0			0.0	0	365.0		13,291	
	20:00								0			0.0	0	365.0		13,291	
	21:00								0			0.0	0	365.0		13,291	
	22:00								0			0.0	0	365.0		13,291	
	23:00								0			0.0	0	365.0		13,291	
11/06/07	0:00								0			0.0	0	365.0		13,291	
	1:00								0			0.0	0	365.0		13,291	
	2:00								0			0.0	0	365.0		13,291	
	3:00								0			0.0	0	365.0		13,291	
	4:00								0			0.0	0	365.0		13,291	
	5:00								0			0.0	0	365.0		13,291	
	6:00								0			0.0	0	365.0		13,291	
	7:00								0			0.0	0	365.0		13,291	
	8:00								0			0.0	0	365.0		13,291	
	9:00								0			0.0	0	365.0		13,291	
	10:00								0			0.0	0	365.0		13,291	
	11:00								0			0.0	0	365.0		13,291	
	12:00								0			0.0	0	365.0		13,291	
	13:00								0			0.0	0	365.0		13,291	
	14:00								0			0.0	0	365.0		13,291	
	15:00								0			0.0	0	365.0		13,291	
	16:00								0			0.0	0	365.0		13,291	
	17:00								0			0.0	0	365.0		13,291	
	18:00								0			0.0	0	365.0		13,291	
	19:00								0			0.0	0	365.0		13,291	
	20:00								0			0.0	0	365.0		13,291	
	21:00								0			0.0	0	365.0		13,291	
	22:00								0			0.0	0	365.0		13,291	
	23:00								0			0.0	0	365.0		13,291	
11/07/07	0:00								0			0.0	0	365.0		13,291	
	1:00								0			0.0	0	365.0		13,291	
	2:00								0			0.0	0	365.0		13,291	
	3:00								0			0.0	0	365.0		13,291	
	4:00								0			0.0	0	365.0		13,291	
	5:00								0			0.0	0	365.0		13,291	
	6:00								0			0.0	0	365.0		13,291	
	7:00								0			0.0	0	365.0		13,291	
	8:00								0			0.0	0	365.0		13,291	
	9:00								0			0.0	0	365.0		13,291	
	10:00								0			0.0	0	365.0		13,291	
	11:00								0			0.0	0	365.0		13,291	
	12:00								0			0.0	0	365.0		13,291	
	13:00								0			0.0	0	365.0		13,291	
	14:00								0			0.0	0	365.0		13,291	
	15:00								0			0.0	0	365.0		13,291	
	16:00								0			0.0	0	365.0		13,291	
	17:00								0			0.0	0	365.0		13,291	

Flowback by **Cardinal Flow Testing**
Supervisor **Alan Tayrien**
Operators **Troy Smith**
Location Phn# **979-218-6488**

Well Name **WGV 21-23-697**
Operator **Williams**
Representative **Keith Hoffland**

Totals From Below: 0																	
Date	Time	Wellhead Data			Separator				Gas Production		Fluid Production			Cumulative Prod		Frac Water	
		Tubing Press Psig	Casing Press Psig	Choke Size Ins.	Static Press. Psig	Diff. INS. H2O	Temp °F	Gas %	Approx. Flowrate MMCF/D	Cum. Volume MMCF	Cond. Prod. BO	Tank Gauge In H2O	Water Prod. BW	Cond. Prod. BO	Water Prod. BW	Pumped (1) BW	Yet To Recover BW
	18:00									0			0.0	0	365.0		13,291
	19:00									0			0.0	0	365.0		13,291
	20:00									0			0.0	0	365.0		13,291
	21:00									0			0.0	0	365.0		13,291
	22:00									0			0.0	0	365.0		13,291
	23:00									0			0.0	0	365.0		13,291

Flowback by
Supervisor
Operators
Location Phn#

Cardinal Flow Testing
Alan Tayrien
Troy Smith
979-218-6488

Well Name
Operator
Representative

WGV 21-23-697
Williams
Keith Hoffland

								Totals From Below: 0			365.0			9,393			
Date MM/DD/YYYY	Time hh/mm	Wellhead Data			Separator				Gas Production		Fluid Production			Cumulative Prod		Frac Water	
		Tubing Press Psig	Casing Press Psig	Choke Size Ins.	Static Press. Psig	Diff. INS. H2O	Temp °F	Gas %	Approx. Flowrate MMCF/D	Cum. Volume MMCF	Cond. Prod. BO	Tank Gauge In H2O	Water Prod. BW	Cond. Prod. BO	Water Prod. BW	Pumped (1) BW	Yet To Recover BW
10/18/07	7:00								0			0.0	0	0.0		0	
	8:00								0			0.0	0	0.0		0	
	9:00								0			0.0	0	0.0		0	
	10:00								0			0.0	0	0.0		0	
	11:00								0			0.0	0	0.0		0	
	12:00								0			0.0	0	0.0		0	
	13:00								0			0.0	0	0.0		0	
	14:00								0			0.0	0	0.0		0	
	15:00								0			0.0	0	0.0		0	
	16:00		650	24					0			0.0	0	0.0	4,263	4,263	
	17:00		475	24					0			75.0	0	75.0		4,188	
	18:00		400	24					0			60.0	0	135.0		4,128	
	19:00		375	24					0			40.0	0	175.0		4,088	
	20:00		350	24					0			30.0	0	205.0		4,058	
	21:00		250	32					0			30.0	0	235.0		4,028	
	22:00		225	32					0			20.0	0	255.0		4,008	
	23:00		200	48					0			20.0	0	275.0		3,988	
10/19/07	0:00		150	48					0			20.0	0	295.0		3,968	
	1:00		100	48					0			20.0	0	315.0		3,948	
	2:00		100	48					0			10.0	0	325.0		3,938	
	3:00		100	48					0			10.0	0	335.0		3,928	
	4:00		75	48					0			10.0	0	345.0		3,918	
	5:00		50	48					0			10.0	0	355.0		3,908	
	6:00		50	48					0			10.0	0	365.0		3,898	
	7:00								0			0.0	0	365.0		3,898	
	8:00								0			0.0	0	365.0		3,898	
	9:00								0			0.0	0	365.0		3,898	
	10:00								0			0.0	0	365.0		3,898	
	11:00								0			0.0	0	365.0		3,898	
	12:00								0			0.0	0	365.0		3,898	
	13:00								0			0.0	0	365.0		3,898	
	14:00								0			0.0	0	365.0		3,898	
	15:00								0			0.0	0	365.0		3,898	
	16:00								0			0.0	0	365.0		3,898	
	17:00								0			0.0	0	365.0	9,393	13,291	
	18:00		0	48					0			0.0	0	365.0		13,291	
	19:00		0	48					0			0.0	0	365.0		13,291	
	20:00		0	48					0			0.0	0	365.0		13,291	
	21:00		0	48					0			0.0	0	365.0		13,291	
	22:00		0	48					0			0.0	0	365.0		13,291	
	23:00		0	48					0			0.0	0	365.0		13,291	
10/20/07	0:00		0	48					0			0.0	0	365.0		13,291	
	1:00		0	48					0			0.0	0	365.0		13,291	
	2:00		0	48					0			0.0	0	365.0		13,291	
	3:00		0	48					0			0.0	0	365.0		13,291	
	4:00		0	48					0			0.0	0	365.0		13,291	
	5:00		0	48					0			0.0	0	365.0		13,291	
	6:00		0	48					0			0.0	0	365.0		13,291	
	7:00		0	48					0			0.0	0	365.0		13,291	
	8:00		0	48					0			0.0	0	365.0		13,291	

Flowback by
Supervisor
Operators
Location Phn#

Cardinal Flow Testing
Alan Tayrien
Troy Smith
979-218-6488

Well Name
Operator
Representative

WGV 21-23-697
Williams
Keith Hoffland

							Totals From Below: 0				365.0			0		9,393	
Date MM/DD/YYYY	Time hh/mm	Wellhead Data			Separator				Gas Production		Fluid Production			Cumulative Prod		Frac Water	
		Tubing Press Psig	Casing Press Psig	Choke Size Ins.	Static Press. Psig	Diff. INS. H2O	Temp °F	Gas %	Approx. Flowrate MMCF/D	Cum. Volume MMCF	Cond. Prod. BO	Tank Gauge In H2O	Water Prod. BW	Cond. Prod. BO	Water Prod. BW	Pumped (1) BW	Yet To Recover BW
	9:00		0	48					0			0.0	0	365.0			13,291
	10:00		0	48					0			0.0	0	365.0			13,291
	11:00		0	48					0			0.0	0	365.0			13,291
	12:00		0	48					0			0.0	0	365.0			13,291
	13:00		0	48					0			0.0	0	365.0			13,291
	14:00		0	48					0			0.0	0	365.0			13,291
	15:00		0	48					0			0.0	0	365.0			13,291
	16:00		0	48					0			0.0	0	365.0			13,291
	17:00		0	48					0			0.0	0	365.0			13,291
	18:00		0	48					0			0.0	0	365.0			13,291
	19:00		0	48					0			0.0	0	365.0			13,291
	20:00		0	48					0			0.0	0	365.0			13,291
	21:00		0	48					0			0.0	0	365.0			13,291
	22:00		0	48					0			0.0	0	365.0			13,291
	23:00		0	48					0			0.0	0	365.0			13,291
10/21/07	0:00		0	48					0			0.0	0	365.0			13,291
	1:00		0	48					0			0.0	0	365.0			13,291
	2:00		0	48					0			0.0	0	365.0			13,291
	3:00		0	48					0			0.0	0	365.0			13,291
	4:00		0	48					0			0.0	0	365.0			13,291
	5:00		0	48					0			0.0	0	365.0			13,291
	6:00		0	48					0			0.0	0	365.0			13,291
	7:00		0	48					0			0.0	0	365.0			13,291
	8:00		0	48					0			0.0	0	365.0			13,291
	9:00		0	48					0			0.0	0	365.0			13,291
	10:00		0	48					0			0.0	0	365.0			13,291
	11:00		0	48					0			0.0	0	365.0			13,291
	12:00		0	48					0			0.0	0	365.0			13,291
	13:00		0	48					0			0.0	0	365.0			13,291
	14:00		0	48					0			0.0	0	365.0			13,291
	15:00		0	48					0			0.0	0	365.0			13,291
	16:00		0	48					0			0.0	0	365.0			13,291
	17:00		0	48					0			0.0	0	365.0			13,291
	18:00		0	48					0			0.0	0	365.0			13,291
	19:00		0	48					0			0.0	0	365.0			13,291
	20:00		0	48					0			0.0	0	365.0			13,291
	21:00		0	48					0			0.0	0	365.0			13,291
	22:00		0	48					0			0.0	0	365.0			13,291
	23:00		0	48					0			0.0	0	365.0			13,291
10/22/07	0:00		0	48					0			0.0	0	365.0			13,291
	1:00		0	48					0			0.0	0	365.0			13,291
	2:00		0	48					0			0.0	0	365.0			13,291
	3:00		0	48					0			0.0	0	365.0			13,291
	4:00		0	48					0			0.0	0	365.0			13,291
	5:00		0	48					0			0.0	0	365.0			13,291
	6:00		0	48					0			0.0	0	365.0			13,291
	7:00		0	48					0			0.0	0	365.0			13,291
	8:00								0			0.0	0	365.0			13,291
	9:00								0			0.0	0	365.0			13,291

Flowback by
Supervisor
Operators
Location Phn#

Cardinal Flow Testing
Alan Tayrien
Troy Smith
979-218-6488

Well Name
Operator
Representative

WGV 21-23-697
Williams
Keith Hoffland

								Totals From Below: 0			0 365.0			9,393			
Date MM/DD/YYYY	Time hh/mm	Wellhead Data			Separator				Gas Production		Fluid Production			Cumulative Prod		Frac Water	
		Tubing Press Psig	Casing Press Psig	Choke Size Ins.	Static Press. Psig	Diff. INS. H2O	Temp °F	Gas %	Approx. Flowrate MMCF/D	Cum. Volume MMCF	Cond. Prod. BO	Tank Gauge In H2O	Water Prod. BW	Cond. Prod. BO	Water Prod. BW	Pumped (1) BW	Yet To Recover BW
	10:00								0			0.0	0	365.0		13,291	
	11:00								0			0.0	0	365.0		13,291	
	12:00								0			0.0	0	365.0		13,291	
	13:00								0			0.0	0	365.0		13,291	
	14:00								0			0.0	0	365.0		13,291	
	15:00								0			0.0	0	365.0		13,291	
	16:00								0			0.0	0	365.0		13,291	
	17:00								0			0.0	0	365.0		13,291	
	18:00								0			0.0	0	365.0		13,291	
	19:00								0			0.0	0	365.0		13,291	
	20:00								0			0.0	0	365.0		13,291	
	21:00								0			0.0	0	365.0		13,291	
	22:00								0			0.0	0	365.0		13,291	
	23:00								0			0.0	0	365.0		13,291	
10/23/07	0:00								0			0.0	0	365.0		13,291	
	1:00								0			0.0	0	365.0		13,291	
	2:00								0			0.0	0	365.0		13,291	
	3:00								0			0.0	0	365.0		13,291	
	4:00								0			0.0	0	365.0		13,291	
	5:00								0			0.0	0	365.0		13,291	
	6:00								0			0.0	0	365.0		13,291	
	7:00								0			0.0	0	365.0		13,291	
	8:00								0			0.0	0	365.0		13,291	
	9:00								0			0.0	0	365.0		13,291	
	10:00								0			0.0	0	365.0		13,291	
	11:00								0			0.0	0	365.0		13,291	
	12:00								0			0.0	0	365.0		13,291	
	13:00								0			0.0	0	365.0		13,291	
	14:00								0			0.0	0	365.0		13,291	
	15:00								0			0.0	0	365.0		13,291	
	16:00								0			0.0	0	365.0		13,291	
	17:00								0			0.0	0	365.0		13,291	
	18:00								0			0.0	0	365.0		13,291	
	19:00								0			0.0	0	365.0		13,291	
	20:00								0			0.0	0	365.0		13,291	
	21:00								0			0.0	0	365.0		13,291	
	22:00								0			0.0	0	365.0		13,291	
	23:00								0			0.0	0	365.0		13,291	
10/24/07	0:00								0			0.0	0	365.0		13,291	
	1:00								0			0.0	0	365.0		13,291	
	2:00								0			0.0	0	365.0		13,291	
	3:00								0			0.0	0	365.0		13,291	
	4:00								0			0.0	0	365.0		13,291	
	5:00								0			0.0	0	365.0		13,291	
	6:00								0			0.0	0	365.0		13,291	
	7:00								0			0.0	0	365.0		13,291	
	8:00								0			0.0	0	365.0		13,291	
	9:00								0			0.0	0	365.0		13,291	
	10:00								0			0.0	0	365.0		13,291	

Flowback by
Supervisor
Operators
Location Phn#

Cardinal Flow Testing
Alan Tayrien
Troy Smith
979-218-6488

Well Name
Operator
Representative

WGV 21-23-697
Williams
Keith Hoffland

		Totals From Below: 0							0 365.0			9,393					
Date MM/DD/YYYY	Time hh/mm	Wellhead Data			Separator			Gas Production		Fluid Production			Cumulative Prod		Frac Water		
		Tubing Press Psig	Casing Press Psig	Choke Size Ins.	Static Press. Psig	Diff. INS. H2O	Temp °F	Gas %	Approx. Flowrate MMCF/D	Cum. Volume MMCF	Cond. Prod. BO	Tank Gauge In H2O	Water Prod. BW	Cond. Prod. BO	Water Prod. BW	Pumped (1) BW	Yet To Recover BW
	11:00								0				0.0	0	365.0		13,291
	12:00								0				0.0	0	365.0		13,291
	13:00								0				0.0	0	365.0		13,291
	14:00								0				0.0	0	365.0		13,291
	15:00								0				0.0	0	365.0		13,291
	16:00								0				0.0	0	365.0		13,291
	17:00								0				0.0	0	365.0		13,291
	18:00								0				0.0	0	365.0		13,291
	19:00								0				0.0	0	365.0		13,291
	20:00								0				0.0	0	365.0		13,291
	21:00								0				0.0	0	365.0		13,291
	22:00								0				0.0	0	365.0		13,291
	23:00								0				0.0	0	365.0		13,291
10/25/07	0:00								0				0.0	0	365.0		13,291
	1:00								0				0.0	0	365.0		13,291
	2:00								0				0.0	0	365.0		13,291
	3:00								0				0.0	0	365.0		13,291
	4:00								0				0.0	0	365.0		13,291
	5:00								0				0.0	0	365.0		13,291
	6:00								0				0.0	0	365.0		13,291
	7:00								0				0.0	0	365.0		13,291
	8:00								0				0.0	0	365.0		13,291
	9:00								0				0.0	0	365.0		13,291
	10:00								0				0.0	0	365.0		13,291
	11:00								0				0.0	0	365.0		13,291
	12:00								0				0.0	0	365.0		13,291
	13:00								0				0.0	0	365.0		13,291
	14:00								0				0.0	0	365.0		13,291
	15:00								0				0.0	0	365.0		13,291
	16:00								0				0.0	0	365.0		13,291
	17:00								0				0.0	0	365.0		13,291
	18:00								0				0.0	0	365.0		13,291
	19:00								0				0.0	0	365.0		13,291
	20:00								0				0.0	0	365.0		13,291
	21:00								0				0.0	0	365.0		13,291
	22:00								0				0.0	0	365.0		13,291
	23:00								0				0.0	0	365.0		13,291
10/26/07	0:00								0				0.0	0	365.0		13,291
	1:00								0				0.0	0	365.0		13,291
	2:00								0				0.0	0	365.0		13,291
	3:00								0				0.0	0	365.0		13,291
	4:00								0				0.0	0	365.0		13,291
	5:00								0				0.0	0	365.0		13,291
	6:00								0				0.0	0	365.0		13,291
	7:00								0				0.0	0	365.0		13,291
	8:00								0				0.0	0	365.0		13,291
	9:00								0				0.0	0	365.0		13,291
	10:00								0				0.0	0	365.0		13,291
	11:00								0				0.0	0	365.0		13,291

Flowback by
Supervisor
Operators
Location Phn#

Cardinal Flow Testing
Alan Tayrien
Troy Smith
979-218-6488

Well Name
Operator
Representative

WGV 21-23-697
Williams
Keith Hoffland

		Totals From Below: 0							0 365.0			9,393					
Date MM/DD/YYYY	Time hh/mm	Wellhead Data			Separator			Gas Production		Fluid Production			Cumulative Prod		Frac Water		
		Tubing Press Psig	Casing Press Psig	Choke Size Ins.	Static Press. Psig	Diff. INS. H2O	Temp °F	Gas %	Approx. Flowrate MMCF/D	Cum. Volume MMCF	Cond. Prod. BO	Tank Gauge In H2O	Water Prod. BW	Cond. Prod. BO	Water Prod. BW	Pumped (1) BW	Yet To Recover BW
	12:00								0				0.0	0	365.0		13,291
	13:00								0				0.0	0	365.0		13,291
	14:00								0				0.0	0	365.0		13,291
	15:00								0				0.0	0	365.0		13,291
	16:00								0				0.0	0	365.0		13,291
	17:00								0				0.0	0	365.0		13,291
	18:00								0				0.0	0	365.0		13,291
	19:00								0				0.0	0	365.0		13,291
	20:00								0				0.0	0	365.0		13,291
	21:00								0				0.0	0	365.0		13,291
	22:00								0				0.0	0	365.0		13,291
	23:00								0				0.0	0	365.0		13,291
10/27/07	0:00								0				0.0	0	365.0		13,291
	1:00								0				0.0	0	365.0		13,291
	2:00								0				0.0	0	365.0		13,291
	3:00								0				0.0	0	365.0		13,291
	4:00								0				0.0	0	365.0		13,291
	5:00								0				0.0	0	365.0		13,291
	6:00								0				0.0	0	365.0		13,291
	7:00								0				0.0	0	365.0		13,291
	8:00								0				0.0	0	365.0		13,291
	9:00								0				0.0	0	365.0		13,291
	10:00								0				0.0	0	365.0		13,291
	11:00								0				0.0	0	365.0		13,291
	12:00								0				0.0	0	365.0		13,291
	13:00								0				0.0	0	365.0		13,291
	14:00								0				0.0	0	365.0		13,291
	15:00								0				0.0	0	365.0		13,291
	16:00								0				0.0	0	365.0		13,291
	17:00								0				0.0	0	365.0		13,291
	18:00								0				0.0	0	365.0		13,291
	19:00								0				0.0	0	365.0		13,291
	20:00								0				0.0	0	365.0		13,291
	21:00								0				0.0	0	365.0		13,291
	22:00								0				0.0	0	365.0		13,291
	23:00								0				0.0	0	365.0		13,291
10/28/07	0:00								0				0.0	0	365.0		13,291
	1:00								0				0.0	0	365.0		13,291
	2:00								0				0.0	0	365.0		13,291
	3:00								0				0.0	0	365.0		13,291
	4:00								0				0.0	0	365.0		13,291
	5:00								0				0.0	0	365.0		13,291
	6:00								0				0.0	0	365.0		13,291
	7:00								0				0.0	0	365.0		13,291
	8:00								0				0.0	0	365.0		13,291
	9:00								0				0.0	0	365.0		13,291
	10:00								0				0.0	0	365.0		13,291
	11:00								0				0.0	0	365.0		13,291
	12:00								0				0.0	0	365.0		13,291

Flowback by
Supervisor
Operators
Location Phn#

Cardinal Flow Testing
Alan Tayrien
Troy Smith
979-218-6488

Well Name
Operator
Representative

WGV 21-23-697
Williams
Keith Hoffland

								Totals From Below: 0			365.0			0		9,393	
Date MM/DD/YYYY	Time hh/mm	Wellhead Data			Separator				Gas Production		Fluid Production			Cumulative Prod		Frac Water	
		Tubing Press Psig	Casing Press Psig	Choke Size Ins.	Static Press. Psig	Diff. INS. H2O	Temp °F	Gas %	Approx. Flowrate MMCF/D	Cum. Volume MMCF	Cond. Prod. BO	Tank Gauge In H2O	Water Prod. BW	Cond. Prod. BO	Water Prod. BW	Pumped (1) BW	Yet To Recover BW
	13:00								0			0.0	0	365.0			13,291
	14:00								0			0.0	0	365.0			13,291
	15:00								0			0.0	0	365.0			13,291
	16:00								0			0.0	0	365.0			13,291
	17:00								0			0.0	0	365.0			13,291
	18:00								0			0.0	0	365.0			13,291
	19:00								0			0.0	0	365.0			13,291
	20:00								0			0.0	0	365.0			13,291
	21:00								0			0.0	0	365.0			13,291
	22:00								0			0.0	0	365.0			13,291
	23:00								0			0.0	0	365.0			13,291
10/29/07	0:00								0			0.0	0	365.0			13,291
	1:00								0			0.0	0	365.0			13,291
	2:00								0			0.0	0	365.0			13,291
	3:00								0			0.0	0	365.0			13,291
	4:00								0			0.0	0	365.0			13,291
	5:00								0			0.0	0	365.0			13,291
	6:00								0			0.0	0	365.0			13,291
	7:00								0			0.0	0	365.0			13,291
	8:00								0			0.0	0	365.0			13,291
	9:00								0			0.0	0	365.0			13,291
	10:00								0			0.0	0	365.0			13,291
	11:00								0			0.0	0	365.0			13,291
	12:00								0			0.0	0	365.0			13,291
	13:00								0			0.0	0	365.0			13,291
	14:00								0			0.0	0	365.0			13,291
	15:00								0			0.0	0	365.0			13,291
	16:00								0			0.0	0	365.0			13,291
	17:00								0			0.0	0	365.0			13,291
	18:00								0			0.0	0	365.0			13,291
	19:00								0			0.0	0	365.0			13,291
	20:00								0			0.0	0	365.0			13,291
	21:00								0			0.0	0	365.0			13,291
	22:00								0			0.0	0	365.0			13,291
	23:00								0			0.0	0	365.0			13,291
10/30/07	0:00								0			0.0	0	365.0			13,291
	1:00								0			0.0	0	365.0			13,291
	2:00								0			0.0	0	365.0			13,291
	3:00								0			0.0	0	365.0			13,291
	4:00								0			0.0	0	365.0			13,291
	5:00								0			0.0	0	365.0			13,291
	6:00								0			0.0	0	365.0			13,291
	7:00								0			0.0	0	365.0			13,291
	8:00								0			0.0	0	365.0			13,291
	9:00								0			0.0	0	365.0			13,291
	10:00								0			0.0	0	365.0			13,291
	11:00								0			0.0	0	365.0			13,291
	12:00								0			0.0	0	365.0			13,291
	13:00								0			0.0	0	365.0			13,291

Flowback by
Supervisor
Operators
Location Phn#

Cardinal Flow Testing
Alan Tayrien
Troy Smith
979-218-6488

Well Name
Operator
Representative

WGV 21-23-697
Williams
Keith Hoffland

								Totals From Below: 0						0 365.0		9,393	
Date MM/DD/YYYY	Time hh/mm	Wellhead Data			Separator				Gas Production		Fluid Production			Cumulative Prod		Frac Water	
		Tubing Press Psig	Casing Press Psig	Choke Size Ins.	Static Press. Psig	Diff. INS. H2O	Temp °F	Gas %	Approx. Flowrate MMCF/D	Cum. Volume MMCF	Cond. Prod. BO	Tank Gauge In H2O	Water Prod. BW	Cond. Prod. BO	Water Prod. BW	Pumped (1) BW	Yet To Recover BW
	14:00								0			0.0	0	365.0		13,291	
	15:00								0			0.0	0	365.0		13,291	
	16:00								0			0.0	0	365.0		13,291	
	17:00								0			0.0	0	365.0		13,291	
	18:00								0			0.0	0	365.0		13,291	
	19:00								0			0.0	0	365.0		13,291	
	20:00								0			0.0	0	365.0		13,291	
	21:00								0			0.0	0	365.0		13,291	
	22:00								0			0.0	0	365.0		13,291	
	23:00								0			0.0	0	365.0		13,291	
10/31/07	0:00								0			0.0	0	365.0		13,291	
	1:00								0			0.0	0	365.0		13,291	
	2:00								0			0.0	0	365.0		13,291	
	3:00								0			0.0	0	365.0		13,291	
	4:00								0			0.0	0	365.0		13,291	
	5:00								0			0.0	0	365.0		13,291	
	6:00								0			0.0	0	365.0		13,291	
	7:00								0			0.0	0	365.0		13,291	
	8:00								0			0.0	0	365.0		13,291	
	9:00								0			0.0	0	365.0		13,291	
	10:00								0			0.0	0	365.0		13,291	
	11:00								0			0.0	0	365.0		13,291	
	12:00								0			0.0	0	365.0		13,291	
	13:00								0			0.0	0	365.0		13,291	
	14:00								0			0.0	0	365.0		13,291	
	15:00								0			0.0	0	365.0		13,291	
	16:00								0			0.0	0	365.0		13,291	
	17:00								0			0.0	0	365.0		13,291	
	18:00								0			0.0	0	365.0		13,291	
	19:00								0			0.0	0	365.0		13,291	
	20:00								0			0.0	0	365.0		13,291	
	21:00								0			0.0	0	365.0		13,291	
	22:00								0			0.0	0	365.0		13,291	
	23:00								0			0.0	0	365.0		13,291	
11/01/07	0:00								0			0.0	0	365.0		13,291	
	1:00								0			0.0	0	365.0		13,291	
	2:00								0			0.0	0	365.0		13,291	
	3:00								0			0.0	0	365.0		13,291	
	4:00								0			0.0	0	365.0		13,291	
	5:00								0			0.0	0	365.0		13,291	
	6:00								0			0.0	0	365.0		13,291	
	7:00								0			0.0	0	365.0		13,291	
	8:00								0			0.0	0	365.0		13,291	
	9:00								0			0.0	0	365.0		13,291	
	10:00								0			0.0	0	365.0		13,291	
	11:00								0			0.0	0	365.0		13,291	
	12:00								0			0.0	0	365.0		13,291	
	13:00								0			0.0	0	365.0		13,291	
	14:00								0			0.0	0	365.0		13,291	

Flowback by
Supervisor
Operators
Location Phn#

Cardinal Flow Testing
Alan Tayrien
Troy Smith
979-218-6488

Well Name
Operator
Representative

WGV 21-23-697
Williams
Keith Hoffland

								Totals From Below: 0						0 365.0		9,393	
Date MM/DD/YYYY	Time hh/mm	Wellhead Data			Separator				Gas Production		Fluid Production			Cumulative Prod		Frac Water	
		Tubing Press Psig	Casing Press Psig	Choke Size Ins.	Static Press. Psig	Diff. INS. H2O	Temp °F	Gas %	Approx. Flowrate MMCF/D	Cum. Volume MMCF	Cond. Prod. BO	Tank Gauge In H2O	Water Prod. BW	Cond. Prod. BO	Water Prod. BW	Pumped (1) BW	Yet To Recover BW
	15:00								0			0.0	0	365.0		13,291	
	16:00								0			0.0	0	365.0		13,291	
	17:00								0			0.0	0	365.0		13,291	
	18:00								0			0.0	0	365.0		13,291	
	19:00								0			0.0	0	365.0		13,291	
	20:00								0			0.0	0	365.0		13,291	
	21:00								0			0.0	0	365.0		13,291	
	22:00								0			0.0	0	365.0		13,291	
	23:00								0			0.0	0	365.0		13,291	
11/02/07	0:00								0			0.0	0	365.0		13,291	
	1:00								0			0.0	0	365.0		13,291	
	2:00								0			0.0	0	365.0		13,291	
	3:00								0			0.0	0	365.0		13,291	
	4:00								0			0.0	0	365.0		13,291	
	5:00								0			0.0	0	365.0		13,291	
	6:00								0			0.0	0	365.0		13,291	
	7:00								0			0.0	0	365.0		13,291	
	8:00								0			0.0	0	365.0		13,291	
	9:00								0			0.0	0	365.0		13,291	
	10:00								0			0.0	0	365.0		13,291	
	11:00								0			0.0	0	365.0		13,291	
	12:00								0			0.0	0	365.0		13,291	
	13:00								0			0.0	0	365.0		13,291	
	14:00								0			0.0	0	365.0		13,291	
	15:00								0			0.0	0	365.0		13,291	
	16:00								0			0.0	0	365.0		13,291	
	17:00								0			0.0	0	365.0		13,291	
	18:00								0			0.0	0	365.0		13,291	
	19:00								0			0.0	0	365.0		13,291	
	20:00								0			0.0	0	365.0		13,291	
	21:00								0			0.0	0	365.0		13,291	
	22:00								0			0.0	0	365.0		13,291	
	23:00								0			0.0	0	365.0		13,291	
11/03/07	0:00								0			0.0	0	365.0		13,291	
	1:00								0			0.0	0	365.0		13,291	
	2:00								0			0.0	0	365.0		13,291	
	3:00								0			0.0	0	365.0		13,291	
	4:00								0			0.0	0	365.0		13,291	
	5:00								0			0.0	0	365.0		13,291	
	6:00								0			0.0	0	365.0		13,291	
	7:00								0			0.0	0	365.0		13,291	
	8:00								0			0.0	0	365.0		13,291	
	9:00								0			0.0	0	365.0		13,291	
	10:00								0			0.0	0	365.0		13,291	
	11:00								0			0.0	0	365.0		13,291	
	12:00								0			0.0	0	365.0		13,291	
	13:00								0			0.0	0	365.0		13,291	
	14:00								0			0.0	0	365.0		13,291	
	15:00								0			0.0	0	365.0		13,291	

Flowback by
Supervisor
Operators
Location Phn#

Cardinal Flow Testing
Alan Tayrien
Troy Smith
979-218-6488

Well Name
Operator
Representative

WGV 21-23-697
Williams
Keith Hoffland

								Totals From Below: 0						0 365.0		9,393	
Date MM/DD/YYYY	Time hh/mm	Wellhead Data			Separator				Gas Production		Fluid Production			Cumulative Prod		Frac Water	
		Tubing Press Psig	Casing Press Psig	Choke Size Ins.	Static Press. Psig	Diff. INS. H2O	Temp °F	Gas %	Approx. Flowrate MMCF/D	Cum. Volume MMCF	Cond. Prod. BO	Tank Gauge In H2O	Water Prod. BW	Cond. Prod. BO	Water Prod. BW	Pumped (1) BW	Yet To Recover BW
	16:00								0			0.0	0	365.0		13,291	
	17:00								0			0.0	0	365.0		13,291	
	18:00								0			0.0	0	365.0		13,291	
	19:00								0			0.0	0	365.0		13,291	
	20:00								0			0.0	0	365.0		13,291	
	21:00								0			0.0	0	365.0		13,291	
	22:00								0			0.0	0	365.0		13,291	
	23:00								0			0.0	0	365.0		13,291	
11/04/07	0:00								0			0.0	0	365.0		13,291	
	1:00								0			0.0	0	365.0		13,291	
	2:00								0			0.0	0	365.0		13,291	
	3:00								0			0.0	0	365.0		13,291	
	4:00								0			0.0	0	365.0		13,291	
	5:00								0			0.0	0	365.0		13,291	
	6:00								0			0.0	0	365.0		13,291	
	7:00								0			0.0	0	365.0		13,291	
	8:00								0			0.0	0	365.0		13,291	
	9:00								0			0.0	0	365.0		13,291	
	10:00								0			0.0	0	365.0		13,291	
	11:00								0			0.0	0	365.0		13,291	
	12:00								0			0.0	0	365.0		13,291	
	13:00								0			0.0	0	365.0		13,291	
	14:00								0			0.0	0	365.0		13,291	
	15:00								0			0.0	0	365.0		13,291	
	16:00								0			0.0	0	365.0		13,291	
	17:00								0			0.0	0	365.0		13,291	
	18:00								0			0.0	0	365.0		13,291	
	19:00								0			0.0	0	365.0		13,291	
	20:00								0			0.0	0	365.0		13,291	
	21:00								0			0.0	0	365.0		13,291	
	22:00								0			0.0	0	365.0		13,291	
	23:00								0			0.0	0	365.0		13,291	
11/05/07	0:00								0			0.0	0	365.0		13,291	
	1:00								0			0.0	0	365.0		13,291	
	2:00								0			0.0	0	365.0		13,291	
	3:00								0			0.0	0	365.0		13,291	
	4:00								0			0.0	0	365.0		13,291	
	5:00								0			0.0	0	365.0		13,291	
	6:00								0			0.0	0	365.0		13,291	
	7:00								0			0.0	0	365.0		13,291	
	8:00								0			0.0	0	365.0		13,291	
	9:00								0			0.0	0	365.0		13,291	
	10:00								0			0.0	0	365.0		13,291	
	11:00								0			0.0	0	365.0		13,291	
	12:00								0			0.0	0	365.0		13,291	
	13:00								0			0.0	0	365.0		13,291	
	14:00								0			0.0	0	365.0		13,291	
	15:00								0			0.0	0	365.0		13,291	
	16:00								0			0.0	0	365.0		13,291	

Flowback by
Supervisor
Operators
Location Phn#

Cardinal Flow Testing
Alan Tayrien
Troy Smith
979-218-6488

Well Name
Operator
Representative

WGV 21-23-697
Williams
Keith Hoffland

								Totals From Below: 0						0 365.0		9,393	
Date MM/DD/YYYY	Time hh/mm	Wellhead Data			Separator				Gas Production		Fluid Production			Cumulative Prod		Frac Water	
		Tubing Press Psig	Casing Press Psig	Choke Size Ins.	Static Press. Psig	Diff. INS. H2O	Temp °F	Gas %	Approx. Flowrate MMCF/D	Cum. Volume MMCF	Cond. Prod. BO	Tank Gauge In H2O	Water Prod. BW	Cond. Prod. BO	Water Prod. BW	Pumped (1) BW	Yet To Recover BW
	17:00								0				0.0	0	365.0		13,291
	18:00								0				0.0	0	365.0		13,291
	19:00								0				0.0	0	365.0		13,291
	20:00								0				0.0	0	365.0		13,291
	21:00								0				0.0	0	365.0		13,291
	22:00								0				0.0	0	365.0		13,291
	23:00								0				0.0	0	365.0		13,291
11/06/07	0:00								0				0.0	0	365.0		13,291
	1:00								0				0.0	0	365.0		13,291
	2:00								0				0.0	0	365.0		13,291
	3:00								0				0.0	0	365.0		13,291
	4:00								0				0.0	0	365.0		13,291
	5:00								0				0.0	0	365.0		13,291
	6:00								0				0.0	0	365.0		13,291
	7:00								0				0.0	0	365.0		13,291
	8:00								0				0.0	0	365.0		13,291
	9:00								0				0.0	0	365.0		13,291
	10:00								0				0.0	0	365.0		13,291
	11:00								0				0.0	0	365.0		13,291
	12:00								0				0.0	0	365.0		13,291
	13:00								0				0.0	0	365.0		13,291
	14:00								0				0.0	0	365.0		13,291
	15:00								0				0.0	0	365.0		13,291
	16:00								0				0.0	0	365.0		13,291
	17:00								0				0.0	0	365.0		13,291
	18:00								0				0.0	0	365.0		13,291
	19:00								0				0.0	0	365.0		13,291
	20:00								0				0.0	0	365.0		13,291
	21:00								0				0.0	0	365.0		13,291
	22:00								0				0.0	0	365.0		13,291
	23:00								0				0.0	0	365.0		13,291
11/07/07	0:00								0				0.0	0	365.0		13,291
	1:00								0				0.0	0	365.0		13,291
	2:00								0				0.0	0	365.0		13,291
	3:00								0				0.0	0	365.0		13,291
	4:00								0				0.0	0	365.0		13,291
	5:00								0				0.0	0	365.0		13,291
	6:00								0				0.0	0	365.0		13,291
	7:00								0				0.0	0	365.0		13,291
	8:00								0				0.0	0	365.0		13,291
	9:00								0				0.0	0	365.0		13,291
	10:00								0				0.0	0	365.0		13,291
	11:00								0				0.0	0	365.0		13,291
	12:00								0				0.0	0	365.0		13,291
	13:00								0				0.0	0	365.0		13,291
	14:00								0				0.0	0	365.0		13,291
	15:00								0				0.0	0	365.0		13,291
	16:00								0				0.0	0	365.0		13,291
	17:00								0				0.0	0	365.0		13,291

Flowback by **Cardinal Flow Testing**
Supervisor **Alan Tayrien**
Operators **Troy Smith**
Location Phn# **979-218-6488**

Well Name **WGV 21-23-697**
Operator **Williams**
Representative **Keith Hoffland**

Totals From Below: 0																	
Date	Time	Wellhead Data			Separator				Gas Production		Fluid Production			Cumulative Prod		Frac Water	
		Tubing Press Psig	Casing Press Psig	Choke Size Ins.	Static Press. Psig	Diff. INS. H2O	Temp °F	Gas %	Approx. Flowrate MMCF/D	Cum. Volume MMCF	Cond. Prod. BO	Tank Gauge In H2O	Water Prod. BW	Cond. Prod. BO	Water Prod. BW	Pumped (1) BW	Yet To Recover BW
	18:00									0			0.0	0	365.0		13,291
	19:00									0			0.0	0	365.0		13,291
	20:00									0			0.0	0	365.0		13,291
	21:00									0			0.0	0	365.0		13,291
	22:00									0			0.0	0	365.0		13,291
	23:00									0			0.0	0	365.0		13,291

Flowback by
Supervisor
Operators
Location Phn#

Cardinal Flow Testing
Alan Tayrien
Troy Smith
979-218-6488

Well Name
Operator
Representative

WGV 21-23-697
Williams
Keith Hoffland

								Totals From Below: 0			0 1,055.0			9,393			
Date MM/DD/YYYY	Time hh/mm	Wellhead Data			Separator				Gas Production		Fluid Production			Cumulative Prod		Frac Water	
		Tubing Press Psig	Casing Press Psig	Choke Size Ins.	Static Press. Psig	Diff. INS. H2O	Temp °F	Gas %	Approx. Flowrate MMCF/D	Cum. Volume MMCF	Cond. Prod. BO	Tank Gauge In H2O	Water Prod. BW	Cond. Prod. BO	Water Prod. BW	Pumped (1) BW	Yet To Recover BW
10/18/07	7:00								0			0.0	0	0.0		0	
	8:00								0			0.0	0	0.0		0	
	9:00								0			0.0	0	0.0		0	
	10:00								0			0.0	0	0.0		0	
	11:00								0			0.0	0	0.0		0	
	12:00								0			0.0	0	0.0		0	
	13:00								0			0.0	0	0.0		0	
	14:00								0			0.0	0	0.0		0	
	15:00								0			0.0	0	0.0		0	
	16:00		650	24					0			0.0	0	0.0	4,263	4,263	
	17:00		475	24					0			75.0	0	75.0		4,188	
	18:00		400	24					0			60.0	0	135.0		4,128	
	19:00		375	24					0			40.0	0	175.0		4,088	
	20:00		350	24					0			30.0	0	205.0		4,058	
	21:00		250	32					0			30.0	0	235.0		4,028	
	22:00		225	32					0			20.0	0	255.0		4,008	
	23:00		200	48					0			20.0	0	275.0		3,988	
10/19/07	0:00		150	48					0			20.0	0	295.0		3,968	
	1:00		100	48					0			20.0	0	315.0		3,948	
	2:00		100	48					0			10.0	0	325.0		3,938	
	3:00		100	48					0			10.0	0	335.0		3,928	
	4:00		75	48					0			10.0	0	345.0		3,918	
	5:00		50	48					0			10.0	0	355.0		3,908	
	6:00		50	48					0			10.0	0	365.0		3,898	
	7:00								0			0.0	0	365.0		3,898	
	8:00								0			0.0	0	365.0		3,898	
	9:00								0			0.0	0	365.0		3,898	
	10:00								0			0.0	0	365.0		3,898	
	11:00								0			0.0	0	365.0		3,898	
	12:00								0			0.0	0	365.0		3,898	
	13:00								0			0.0	0	365.0		3,898	
	14:00								0			0.0	0	365.0		3,898	
	15:00								0			0.0	0	365.0		3,898	
	16:00								0			0.0	0	365.0		3,898	
	17:00								0			0.0	0	365.0	9,393	13,291	
	18:00		0	48					0			0.0	0	365.0		13,291	
	19:00		0	48					0			0.0	0	365.0		13,291	
	20:00		0	48					0			0.0	0	365.0		13,291	
	21:00		0	48					0			0.0	0	365.0		13,291	
	22:00		0	48					0			0.0	0	365.0		13,291	
	23:00		0	48					0			0.0	0	365.0		13,291	
10/20/07	0:00		0	48					0			0.0	0	365.0		13,291	
	1:00		0	48					0			0.0	0	365.0		13,291	
	2:00		0	48					0			0.0	0	365.0		13,291	
	3:00		0	48					0			0.0	0	365.0		13,291	
	4:00		0	48					0			0.0	0	365.0		13,291	
	5:00		0	48					0			0.0	0	365.0		13,291	
	6:00		0	48					0			0.0	0	365.0		13,291	
	7:00		0	48					0			0.0	0	365.0		13,291	
	8:00		0	48					0			0.0	0	365.0		13,291	

Flowback by
Supervisor
Operators
Location Phn#

Cardinal Flow Testing
Alan Tayrien
Troy Smith
979-218-6488

Well Name
Operator
Representative

WGV 21-23-697
Williams
Keith Hoffland

							Totals From Below: 0							0 1,055.0		9,393	
Date MM/DD/YYYY	Time hh/mm	Wellhead Data			Separator				Gas Production		Fluid Production			Cumulative Prod		Frac Water	
		Tubing Press Psig	Casing Press Psig	Choke Size Ins.	Static Press. Psig	Diff. INS. H2O	Temp °F	Gas %	Approx. Flowrate MMCF/D	Cum. Volume MMCF	Cond. Prod. BO	Tank Gauge In H2O	Water Prod. BW	Cond. Prod. BO	Water Prod. BW	Pumped (1) BW	Yet To Recover BW
	9:00		0	48					0			0.0	0	365.0		13,291	
	10:00		0	48					0			0.0	0	365.0		13,291	
	11:00		0	48					0			0.0	0	365.0		13,291	
	12:00		0	48					0			0.0	0	365.0		13,291	
	13:00		0	48					0			0.0	0	365.0		13,291	
	14:00		0	48					0			0.0	0	365.0		13,291	
	15:00		0	48					0			0.0	0	365.0		13,291	
	16:00		0	48					0			0.0	0	365.0		13,291	
	17:00		0	48					0			0.0	0	365.0		13,291	
	18:00		0	48					0			0.0	0	365.0		13,291	
	19:00		0	48					0			0.0	0	365.0		13,291	
	20:00		0	48					0			0.0	0	365.0		13,291	
	21:00		0	48					0			0.0	0	365.0		13,291	
	22:00		0	48					0			0.0	0	365.0		13,291	
	23:00		0	48					0			0.0	0	365.0		13,291	
10/21/07	0:00		0	48					0			0.0	0	365.0		13,291	
	1:00		0	48					0			0.0	0	365.0		13,291	
	2:00		0	48					0			0.0	0	365.0		13,291	
	3:00		0	48					0			0.0	0	365.0		13,291	
	4:00		0	48					0			0.0	0	365.0		13,291	
	5:00		0	48					0			0.0	0	365.0		13,291	
	6:00		0	48					0			0.0	0	365.0		13,291	
	7:00		0	48					0			0.0	0	365.0		13,291	
	8:00		0	48					0			0.0	0	365.0		13,291	
	9:00		0	48					0			0.0	0	365.0		13,291	
	10:00		0	48					0			0.0	0	365.0		13,291	
	11:00		0	48					0			0.0	0	365.0		13,291	
	12:00		0	48					0			0.0	0	365.0		13,291	
	13:00		0	48					0			0.0	0	365.0		13,291	
	14:00		0	48					0			0.0	0	365.0		13,291	
	15:00		0	48					0			0.0	0	365.0		13,291	
	16:00		0	48					0			0.0	0	365.0		13,291	
	17:00		0	48					0			0.0	0	365.0		13,291	
	18:00		0	48					0			0.0	0	365.0		13,291	
	19:00		0	48					0			0.0	0	365.0		13,291	
	20:00		0	48					0			0.0	0	365.0		13,291	
	21:00		0	48					0			0.0	0	365.0		13,291	
	22:00		0	48					0			0.0	0	365.0		13,291	
	23:00		0	48					0			0.0	0	365.0		13,291	
10/22/07	0:00		0	48					0			0.0	0	365.0		13,291	
	1:00		0	48					0			0.0	0	365.0		13,291	
	2:00		0	48					0			0.0	0	365.0		13,291	
	3:00		0	48					0			0.0	0	365.0		13,291	
	4:00		0	48					0			0.0	0	365.0		13,291	
	5:00		0	48					0			0.0	0	365.0		13,291	
	6:00		0	48					0			0.0	0	365.0		13,291	
	7:00		0	48					0			0.0	0	365.0		13,291	
	8:00								0			0.0	0	365.0		13,291	
	9:00								0			0.0	0	365.0		13,291	

Flowback by
Supervisor
Operators
Location Phn#

Cardinal Flow Testing
Alan Tayrien
Troy Smith
979-218-6488

Well Name
Operator
Representative

WGV 21-23-697
Williams
Keith Hoffland

							Totals From Below: 0							0 1,055.0		9,393	
Date MM/DD/YYYY	Time hh/mm	Wellhead Data			Separator				Gas Production		Fluid Production			Cumulative Prod		Frac Water	
		Tubing Press Psig	Casing Press Psig	Choke Size Ins.	Static Press. Psig	Diff. INS. H2O	Temp °F	Gas %	Approx. Flowrate MMCF/D	Cum. Volume MMCF	Cond. Prod. BO	Tank Gauge In H2O	Water Prod. BW	Cond. Prod. BO	Water Prod. BW	Pumped (1) BW	Yet To Recover BW
	10:00								0			0.0	0	365.0		13,291	
	11:00								0			0.0	0	365.0		13,291	
	12:00								0			0.0	0	365.0		13,291	
	13:00								0			0.0	0	365.0		13,291	
	14:00								0			0.0	0	365.0		13,291	
	15:00								0			0.0	0	365.0		13,291	
	16:00								0			0.0	0	365.0		13,291	
	17:00								0			0.0	0	365.0		13,291	
	18:00								0			0.0	0	365.0		13,291	
	19:00								0			0.0	0	365.0		13,291	
	20:00								0			0.0	0	365.0		13,291	
	21:00								0			0.0	0	365.0		13,291	
	22:00								0			0.0	0	365.0		13,291	
	23:00								0			0.0	0	365.0		13,291	
10/23/07	0:00								0			0.0	0	365.0		13,291	
	1:00								0			0.0	0	365.0		13,291	
	2:00								0			0.0	0	365.0		13,291	
	3:00								0			0.0	0	365.0		13,291	
	4:00								0			0.0	0	365.0		13,291	
	5:00								0			0.0	0	365.0		13,291	
	6:00								0			0.0	0	365.0		13,291	
	7:00								0			0.0	0	365.0		13,291	
	8:00								0			0.0	0	365.0		13,291	
	9:00								0			0.0	0	365.0		13,291	
	10:00								0			0.0	0	365.0		13,291	
	11:00								0			0.0	0	365.0		13,291	
	12:00								0			0.0	0	365.0		13,291	
	13:00								0			0.0	0	365.0		13,291	
	14:00								0			0.0	0	365.0		13,291	
	15:00								0			0.0	0	365.0		13,291	
	16:00		325	32					0			0.0	0	365.0		13,291	
	17:00		250	32					0			50.0	0	415.0		13,241	
	18:00		200	32					0			40.0	0	455.0		13,201	
	19:00		25	48					0			20.0	0	475.0		13,181	
	20:00		25	48					0			10.0	0	485.0		13,171	
	21:00		0	48					0			0.0	0	485.0		13,171	
	22:00		0	48					0			0.0	0	485.0		13,171	
	23:00		0	48					0			0.0	0	485.0		13,171	
10/24/07	0:00		0	48					0			0.0	0	485.0		13,171	
	1:00		0	48					0			0.0	0	485.0		13,171	
	2:00		0	48					0			0.0	0	485.0		13,171	
	3:00		0	48					0			0.0	0	485.0		13,171	
	4:00		0	48					0			0.0	0	485.0		13,171	
	5:00		0	48					0			0.0	0	485.0		13,171	
	6:00		0	48					0			0.0	0	485.0		13,171	
	7:00		0	48					0			0.0	0	485.0		13,171	
	8:00								0			0.0	0	485.0		13,171	
	9:00								0			0.0	0	485.0		13,171	
	10:00								0			0.0	0	485.0		13,171	

Flowback by
Supervisor
Operators
Location Phn#

Cardinal Flow Testing
Alan Tayrien
Troy Smith
979-218-6488

Well Name
Operator
Representative

WGV 21-23-697
Williams
Keith Hoffland

							Totals From Below: 0							0 1,055.0		9,393	
Date MM/DD/YYYY	Time hh/mm	Wellhead Data			Separator				Gas Production		Fluid Production			Cumulative Prod		Frac Water	
		Tubing Press Psig	Casing Press Psig	Choke Size Ins.	Static Press. Psig	Diff. INS. H2O	Temp °F	Gas %	Approx. Flowrate MMCF/D	Cum. Volume MMCF	Cond. Prod. BO	Tank Gauge In H2O	Water Prod. BW	Cond. Prod. BO	Water Prod. BW	Pumped (1) BW	Yet To Recover BW
	11:00								0				0.0	0	485.0		13,171
	12:00								0				0.0	0	485.0		13,171
	13:00								0				0.0	0	485.0		13,171
	14:00								0				0.0	0	485.0		13,171
	15:00								0				0.0	0	485.0		13,171
	16:00								0				0.0	0	485.0		13,171
	17:00								0				0.0	0	485.0		13,171
	18:00		375	32					0				0.0	0	485.0		13,171
	19:00		50	32					0				60.0	0	545.0		13,111
	20:00		50	48					0				40.0	0	585.0		13,071
	21:00		50	48					0				20.0	0	605.0		13,051
	22:00		50	48					0				20.0	0	625.0		13,031
	23:00		50	48					0				20.0	0	645.0		13,011
10/25/07	0:00		150	48					0				50.0	0	695.0		12,961
	1:00		150	48					0				60.0	0	755.0		12,901
	2:00		225	32					0				60.0	0	815.0		12,841
	3:00		225	32					0				70.0	0	885.0		12,771
	4:00		250	32					0				50.0	0	935.0		12,721
	5:00		300	32					0				60.0	0	995.0		12,661
	6:00		300	32					0				60.0	0	1055.0		12,601
	7:00								0				0.0	0	1055.0		12,601
	8:00								0				0.0	0	1055.0		12,601
	9:00								0				0.0	0	1055.0		12,601
	10:00								0				0.0	0	1055.0		12,601
	11:00								0				0.0	0	1055.0		12,601
	12:00								0				0.0	0	1055.0		12,601
	13:00								0				0.0	0	1055.0		12,601
	14:00								0				0.0	0	1055.0		12,601
	15:00								0				0.0	0	1055.0		12,601
	16:00								0				0.0	0	1055.0		12,601
	17:00								0				0.0	0	1055.0		12,601
	18:00								0				0.0	0	1055.0		12,601
	19:00								0				0.0	0	1055.0		12,601
	20:00								0				0.0	0	1055.0		12,601
	21:00								0				0.0	0	1055.0		12,601
	22:00								0				0.0	0	1055.0		12,601
	23:00								0				0.0	0	1055.0		12,601
10/26/07	0:00								0				0.0	0	1055.0		12,601
	1:00								0				0.0	0	1055.0		12,601
	2:00								0				0.0	0	1055.0		12,601
	3:00								0				0.0	0	1055.0		12,601
	4:00								0				0.0	0	1055.0		12,601
	5:00								0				0.0	0	1055.0		12,601
	6:00								0				0.0	0	1055.0		12,601
	7:00								0				0.0	0	1055.0		12,601
	8:00								0				0.0	0	1055.0		12,601
	9:00								0				0.0	0	1055.0		12,601
	10:00								0				0.0	0	1055.0		12,601
	11:00								0				0.0	0	1055.0		12,601

Flowback by
Supervisor
Operators
Location Phn#

Cardinal Flow Testing
Alan Tayrien
Troy Smith
979-218-6488

Well Name
Operator
Representative

WGV 21-23-697
Williams
Keith Hoffland

								Totals From Below: 0						0 1,055.0		9,393	
Date MM/DD/YYYY	Time hh/mm	Wellhead Data			Separator				Gas Production		Fluid Production			Cumulative Prod		Frac Water	
		Tubing Press Psig	Casing Press Psig	Choke Size Ins.	Static Press. Psig	Diff. INS. H2O	Temp °F	Gas %	Approx. Flowrate MMCF/D	Cum. Volume MMCF	Cond. Prod. BO	Tank Gauge In H2O	Water Prod. BW	Cond. Prod. BO	Water Prod. BW	Pumped (1) BW	Yet To Recover BW
	12:00								0			0.0	0	1055.0		12,601	
	13:00								0			0.0	0	1055.0		12,601	
	14:00								0			0.0	0	1055.0		12,601	
	15:00								0			0.0	0	1055.0		12,601	
	16:00								0			0.0	0	1055.0		12,601	
	17:00								0			0.0	0	1055.0		12,601	
	18:00								0			0.0	0	1055.0		12,601	
	19:00								0			0.0	0	1055.0		12,601	
	20:00								0			0.0	0	1055.0		12,601	
	21:00								0			0.0	0	1055.0		12,601	
	22:00								0			0.0	0	1055.0		12,601	
	23:00								0			0.0	0	1055.0		12,601	
10/27/07	0:00								0			0.0	0	1055.0		12,601	
	1:00								0			0.0	0	1055.0		12,601	
	2:00								0			0.0	0	1055.0		12,601	
	3:00								0			0.0	0	1055.0		12,601	
	4:00								0			0.0	0	1055.0		12,601	
	5:00								0			0.0	0	1055.0		12,601	
	6:00								0			0.0	0	1055.0		12,601	
	7:00								0			0.0	0	1055.0		12,601	
	8:00								0			0.0	0	1055.0		12,601	
	9:00								0			0.0	0	1055.0		12,601	
	10:00								0			0.0	0	1055.0		12,601	
	11:00								0			0.0	0	1055.0		12,601	
	12:00								0			0.0	0	1055.0		12,601	
	13:00								0			0.0	0	1055.0		12,601	
	14:00								0			0.0	0	1055.0		12,601	
	15:00								0			0.0	0	1055.0		12,601	
	16:00								0			0.0	0	1055.0		12,601	
	17:00								0			0.0	0	1055.0		12,601	
	18:00								0			0.0	0	1055.0		12,601	
	19:00								0			0.0	0	1055.0		12,601	
	20:00								0			0.0	0	1055.0		12,601	
	21:00								0			0.0	0	1055.0		12,601	
	22:00								0			0.0	0	1055.0		12,601	
	23:00								0			0.0	0	1055.0		12,601	
10/28/07	0:00								0			0.0	0	1055.0		12,601	
	1:00								0			0.0	0	1055.0		12,601	
	2:00								0			0.0	0	1055.0		12,601	
	3:00								0			0.0	0	1055.0		12,601	
	4:00								0			0.0	0	1055.0		12,601	
	5:00								0			0.0	0	1055.0		12,601	
	6:00								0			0.0	0	1055.0		12,601	
	7:00								0			0.0	0	1055.0		12,601	
	8:00								0			0.0	0	1055.0		12,601	
	9:00								0			0.0	0	1055.0		12,601	
	10:00								0			0.0	0	1055.0		12,601	
	11:00								0			0.0	0	1055.0		12,601	
	12:00								0			0.0	0	1055.0		12,601	

Flowback by
Supervisor
Operators
Location Phn#

Cardinal Flow Testing
Alan Tayrien
Troy Smith
979-218-6488

Well Name
Operator
Representative

WGV 21-23-697
Williams
Keith Hoffland

		Totals From Below: 0											0	1,055.0	9,393		
Date MM/DD/YYYY	Time hh/mm	Wellhead Data			Separator				Gas Production		Fluid Production			Cumulative Prod		Frac Water	
		Tubing Press Psig	Casing Press Psig	Choke Size Ins.	Static Press. Psig	Diff. INS. H2O	Temp °F	Gas %	Approx. Flowrate MMCF/D	Cum. Volume MMCF	Cond. Prod. BO	Tank Gauge In H2O	Water Prod. BW	Cond. Prod. BO	Water Prod. BW	Pumped (1) BW	Yet To Recover BW
	13:00								0			0.0	0	1055.0		12,601	
	14:00								0			0.0	0	1055.0		12,601	
	15:00								0			0.0	0	1055.0		12,601	
	16:00								0			0.0	0	1055.0		12,601	
	17:00								0			0.0	0	1055.0		12,601	
	18:00								0			0.0	0	1055.0		12,601	
	19:00								0			0.0	0	1055.0		12,601	
	20:00								0			0.0	0	1055.0		12,601	
	21:00								0			0.0	0	1055.0		12,601	
	22:00								0			0.0	0	1055.0		12,601	
	23:00								0			0.0	0	1055.0		12,601	
10/29/07	0:00								0			0.0	0	1055.0		12,601	
	1:00								0			0.0	0	1055.0		12,601	
	2:00								0			0.0	0	1055.0		12,601	
	3:00								0			0.0	0	1055.0		12,601	
	4:00								0			0.0	0	1055.0		12,601	
	5:00								0			0.0	0	1055.0		12,601	
	6:00								0			0.0	0	1055.0		12,601	
	7:00								0			0.0	0	1055.0		12,601	
	8:00								0			0.0	0	1055.0		12,601	
	9:00								0			0.0	0	1055.0		12,601	
	10:00								0			0.0	0	1055.0		12,601	
	11:00								0			0.0	0	1055.0		12,601	
	12:00								0			0.0	0	1055.0		12,601	
	13:00								0			0.0	0	1055.0		12,601	
	14:00								0			0.0	0	1055.0		12,601	
	15:00								0			0.0	0	1055.0		12,601	
	16:00								0			0.0	0	1055.0		12,601	
	17:00								0			0.0	0	1055.0		12,601	
	18:00								0			0.0	0	1055.0		12,601	
	19:00								0			0.0	0	1055.0		12,601	
	20:00								0			0.0	0	1055.0		12,601	
	21:00								0			0.0	0	1055.0		12,601	
	22:00								0			0.0	0	1055.0		12,601	
	23:00								0			0.0	0	1055.0		12,601	
10/30/07	0:00								0			0.0	0	1055.0		12,601	
	1:00								0			0.0	0	1055.0		12,601	
	2:00								0			0.0	0	1055.0		12,601	
	3:00								0			0.0	0	1055.0		12,601	
	4:00								0			0.0	0	1055.0		12,601	
	5:00								0			0.0	0	1055.0		12,601	
	6:00								0			0.0	0	1055.0		12,601	
	7:00								0			0.0	0	1055.0		12,601	
	8:00								0			0.0	0	1055.0		12,601	
	9:00								0			0.0	0	1055.0		12,601	
	10:00								0			0.0	0	1055.0		12,601	
	11:00								0			0.0	0	1055.0		12,601	
	12:00								0			0.0	0	1055.0		12,601	
	13:00								0			0.0	0	1055.0		12,601	

Flowback by
Supervisor
Operators
Location Phn#

Cardinal Flow Testing
Alan Tayrien
Troy Smith
979-218-6488

Well Name
Operator
Representative

WGV 21-23-697
Williams
Keith Hoffland

								Totals From Below: 0						0 1,055.0		9,393	
Date MM/DD/YYYY	Time hh/mm	Wellhead Data			Separator				Gas Production		Fluid Production			Cumulative Prod		Frac Water	
		Tubing Press Psig	Casing Press Psig	Choke Size Ins.	Static Press. Psig	Diff. INS. H2O	Temp °F	Gas %	Approx. Flowrate MMCF/D	Cum. Volume MMCF	Cond. Prod. BO	Tank Gauge In H2O	Water Prod. BW	Cond. Prod. BO	Water Prod. BW	Pumped (1) BW	Yet To Recover BW
	14:00								0			0.0	0	1055.0		12,601	
	15:00								0			0.0	0	1055.0		12,601	
	16:00								0			0.0	0	1055.0		12,601	
	17:00								0			0.0	0	1055.0		12,601	
	18:00								0			0.0	0	1055.0		12,601	
	19:00								0			0.0	0	1055.0		12,601	
	20:00								0			0.0	0	1055.0		12,601	
	21:00								0			0.0	0	1055.0		12,601	
	22:00								0			0.0	0	1055.0		12,601	
	23:00								0			0.0	0	1055.0		12,601	
10/31/07	0:00								0			0.0	0	1055.0		12,601	
	1:00								0			0.0	0	1055.0		12,601	
	2:00								0			0.0	0	1055.0		12,601	
	3:00								0			0.0	0	1055.0		12,601	
	4:00								0			0.0	0	1055.0		12,601	
	5:00								0			0.0	0	1055.0		12,601	
	6:00								0			0.0	0	1055.0		12,601	
	7:00								0			0.0	0	1055.0		12,601	
	8:00								0			0.0	0	1055.0		12,601	
	9:00								0			0.0	0	1055.0		12,601	
	10:00								0			0.0	0	1055.0		12,601	
	11:00								0			0.0	0	1055.0		12,601	
	12:00								0			0.0	0	1055.0		12,601	
	13:00								0			0.0	0	1055.0		12,601	
	14:00								0			0.0	0	1055.0		12,601	
	15:00								0			0.0	0	1055.0		12,601	
	16:00								0			0.0	0	1055.0		12,601	
	17:00								0			0.0	0	1055.0		12,601	
	18:00								0			0.0	0	1055.0		12,601	
	19:00								0			0.0	0	1055.0		12,601	
	20:00								0			0.0	0	1055.0		12,601	
	21:00								0			0.0	0	1055.0		12,601	
	22:00								0			0.0	0	1055.0		12,601	
	23:00								0			0.0	0	1055.0		12,601	
11/01/07	0:00								0			0.0	0	1055.0		12,601	
	1:00								0			0.0	0	1055.0		12,601	
	2:00								0			0.0	0	1055.0		12,601	
	3:00								0			0.0	0	1055.0		12,601	
	4:00								0			0.0	0	1055.0		12,601	
	5:00								0			0.0	0	1055.0		12,601	
	6:00								0			0.0	0	1055.0		12,601	
	7:00								0			0.0	0	1055.0		12,601	
	8:00								0			0.0	0	1055.0		12,601	
	9:00								0			0.0	0	1055.0		12,601	
	10:00								0			0.0	0	1055.0		12,601	
	11:00								0			0.0	0	1055.0		12,601	
	12:00								0			0.0	0	1055.0		12,601	
	13:00								0			0.0	0	1055.0		12,601	
	14:00								0			0.0	0	1055.0		12,601	

Flowback by
Supervisor
Operators
Location Phn#

Cardinal Flow Testing
Alan Tayrien
Troy Smith
979-218-6488

Well Name
Operator
Representative

WGV 21-23-697
Williams
Keith Hoffland

								Totals From Below: 0						0 1,055.0		9,393	
Date MM/DD/YYYY	Time hh/mm	Wellhead Data			Separator				Gas Production		Fluid Production			Cumulative Prod		Frac Water	
		Tubing Press Psig	Casing Press Psig	Choke Size Ins.	Static Press. Psig	Diff. INS. H2O	Temp °F	Gas %	Approx. Flowrate MMCF/D	Cum. Volume MMCF	Cond. Prod. BO	Tank Gauge In H2O	Water Prod. BW	Cond. Prod. BO	Water Prod. BW	Pumped (1) BW	Yet To Recover BW
	15:00								0			0.0	0	1055.0		12,601	
	16:00								0			0.0	0	1055.0		12,601	
	17:00								0			0.0	0	1055.0		12,601	
	18:00								0			0.0	0	1055.0		12,601	
	19:00								0			0.0	0	1055.0		12,601	
	20:00								0			0.0	0	1055.0		12,601	
	21:00								0			0.0	0	1055.0		12,601	
	22:00								0			0.0	0	1055.0		12,601	
	23:00								0			0.0	0	1055.0		12,601	
11/02/07	0:00								0			0.0	0	1055.0		12,601	
	1:00								0			0.0	0	1055.0		12,601	
	2:00								0			0.0	0	1055.0		12,601	
	3:00								0			0.0	0	1055.0		12,601	
	4:00								0			0.0	0	1055.0		12,601	
	5:00								0			0.0	0	1055.0		12,601	
	6:00								0			0.0	0	1055.0		12,601	
	7:00								0			0.0	0	1055.0		12,601	
	8:00								0			0.0	0	1055.0		12,601	
	9:00								0			0.0	0	1055.0		12,601	
	10:00								0			0.0	0	1055.0		12,601	
	11:00								0			0.0	0	1055.0		12,601	
	12:00								0			0.0	0	1055.0		12,601	
	13:00								0			0.0	0	1055.0		12,601	
	14:00								0			0.0	0	1055.0		12,601	
	15:00								0			0.0	0	1055.0		12,601	
	16:00								0			0.0	0	1055.0		12,601	
	17:00								0			0.0	0	1055.0		12,601	
	18:00								0			0.0	0	1055.0		12,601	
	19:00								0			0.0	0	1055.0		12,601	
	20:00								0			0.0	0	1055.0		12,601	
	21:00								0			0.0	0	1055.0		12,601	
	22:00								0			0.0	0	1055.0		12,601	
	23:00								0			0.0	0	1055.0		12,601	
11/03/07	0:00								0			0.0	0	1055.0		12,601	
	1:00								0			0.0	0	1055.0		12,601	
	2:00								0			0.0	0	1055.0		12,601	
	3:00								0			0.0	0	1055.0		12,601	
	4:00								0			0.0	0	1055.0		12,601	
	5:00								0			0.0	0	1055.0		12,601	
	6:00								0			0.0	0	1055.0		12,601	
	7:00								0			0.0	0	1055.0		12,601	
	8:00								0			0.0	0	1055.0		12,601	
	9:00								0			0.0	0	1055.0		12,601	
	10:00								0			0.0	0	1055.0		12,601	
	11:00								0			0.0	0	1055.0		12,601	
	12:00								0			0.0	0	1055.0		12,601	
	13:00								0			0.0	0	1055.0		12,601	
	14:00								0			0.0	0	1055.0		12,601	
	15:00								0			0.0	0	1055.0		12,601	

Flowback by
Supervisor
Operators
Location Phn#

Cardinal Flow Testing
Alan Tayrien
Troy Smith
979-218-6488

Well Name
Operator
Representative

WGV 21-23-697
Williams
Keith Hoffland

								Totals From Below: 0						0 1,055.0		9,393	
Date MM/DD/YYYY	Time hh/mm	Wellhead Data			Separator				Gas Production		Fluid Production			Cumulative Prod		Frac Water	
		Tubing Press Psig	Casing Press Psig	Choke Size Ins.	Static Press. Psig	Diff. INS. H2O	Temp °F	Gas %	Approx. Flowrate MMCF/D	Cum. Volume MMCF	Cond. Prod. BO	Tank Gauge In H2O	Water Prod. BW	Cond. Prod. BO	Water Prod. BW	Pumped (1) BW	Yet To Recover BW
	16:00								0			0.0	0	1055.0		12,601	
	17:00								0			0.0	0	1055.0		12,601	
	18:00								0			0.0	0	1055.0		12,601	
	19:00								0			0.0	0	1055.0		12,601	
	20:00								0			0.0	0	1055.0		12,601	
	21:00								0			0.0	0	1055.0		12,601	
	22:00								0			0.0	0	1055.0		12,601	
	23:00								0			0.0	0	1055.0		12,601	
11/04/07	0:00								0			0.0	0	1055.0		12,601	
	1:00								0			0.0	0	1055.0		12,601	
	2:00								0			0.0	0	1055.0		12,601	
	3:00								0			0.0	0	1055.0		12,601	
	4:00								0			0.0	0	1055.0		12,601	
	5:00								0			0.0	0	1055.0		12,601	
	6:00								0			0.0	0	1055.0		12,601	
	7:00								0			0.0	0	1055.0		12,601	
	8:00								0			0.0	0	1055.0		12,601	
	9:00								0			0.0	0	1055.0		12,601	
	10:00								0			0.0	0	1055.0		12,601	
	11:00								0			0.0	0	1055.0		12,601	
	12:00								0			0.0	0	1055.0		12,601	
	13:00								0			0.0	0	1055.0		12,601	
	14:00								0			0.0	0	1055.0		12,601	
	15:00								0			0.0	0	1055.0		12,601	
	16:00								0			0.0	0	1055.0		12,601	
	17:00								0			0.0	0	1055.0		12,601	
	18:00								0			0.0	0	1055.0		12,601	
	19:00								0			0.0	0	1055.0		12,601	
	20:00								0			0.0	0	1055.0		12,601	
	21:00								0			0.0	0	1055.0		12,601	
	22:00								0			0.0	0	1055.0		12,601	
	23:00								0			0.0	0	1055.0		12,601	
11/05/07	0:00								0			0.0	0	1055.0		12,601	
	1:00								0			0.0	0	1055.0		12,601	
	2:00								0			0.0	0	1055.0		12,601	
	3:00								0			0.0	0	1055.0		12,601	
	4:00								0			0.0	0	1055.0		12,601	
	5:00								0			0.0	0	1055.0		12,601	
	6:00								0			0.0	0	1055.0		12,601	
	7:00								0			0.0	0	1055.0		12,601	
	8:00								0			0.0	0	1055.0		12,601	
	9:00								0			0.0	0	1055.0		12,601	
	10:00								0			0.0	0	1055.0		12,601	
	11:00								0			0.0	0	1055.0		12,601	
	12:00								0			0.0	0	1055.0		12,601	
	13:00								0			0.0	0	1055.0		12,601	
	14:00								0			0.0	0	1055.0		12,601	
	15:00								0			0.0	0	1055.0		12,601	
	16:00								0			0.0	0	1055.0		12,601	

Flowback by
Supervisor
Operators
Location Phn#

Cardinal Flow Testing
Alan Tayrien
Troy Smith
979-218-6488

Well Name
Operator
Representative

WGV 21-23-697
Williams
Keith Hoffland

Totals From Below: 0 0 1,055.0 9,393																	
Date MM/DD/YYYY	Time hh/mm	Wellhead Data			Separator				Gas Production		Fluid Production			Cumulative Prod		Frac Water	
		Tubing Press Psig	Casing Press Psig	Choke Size Ins.	Static Press. Psig	Diff. INS. H2O	Temp °F	Gas %	Approx. Flowrate MMCF/D	Cum. Volume MMCF	Cond. Prod. BO	Tank Gauge In H2O	Water Prod. BW	Cond. Prod. BO	Water Prod. BW	Pumped (1) BW	Yet To Recover BW
	17:00									0			0.0	0	1055.0		12,601
	18:00									0			0.0	0	1055.0		12,601
	19:00									0			0.0	0	1055.0		12,601
	20:00									0			0.0	0	1055.0		12,601
	21:00									0			0.0	0	1055.0		12,601
	22:00									0			0.0	0	1055.0		12,601
	23:00									0			0.0	0	1055.0		12,601
11/06/07	0:00									0			0.0	0	1055.0		12,601
	1:00									0			0.0	0	1055.0		12,601
	2:00									0			0.0	0	1055.0		12,601
	3:00									0			0.0	0	1055.0		12,601
	4:00									0			0.0	0	1055.0		12,601
	5:00									0			0.0	0	1055.0		12,601
	6:00									0			0.0	0	1055.0		12,601
	7:00									0			0.0	0	1055.0		12,601
	8:00									0			0.0	0	1055.0		12,601
	9:00									0			0.0	0	1055.0		12,601
	10:00									0			0.0	0	1055.0		12,601
	11:00									0			0.0	0	1055.0		12,601
	12:00									0			0.0	0	1055.0		12,601
	13:00									0			0.0	0	1055.0		12,601
	14:00									0			0.0	0	1055.0		12,601
	15:00									0			0.0	0	1055.0		12,601
	16:00									0			0.0	0	1055.0		12,601
	17:00									0			0.0	0	1055.0		12,601
	18:00									0			0.0	0	1055.0		12,601
	19:00									0			0.0	0	1055.0		12,601
	20:00									0			0.0	0	1055.0		12,601
	21:00									0			0.0	0	1055.0		12,601
	22:00									0			0.0	0	1055.0		12,601
	23:00									0			0.0	0	1055.0		12,601
11/07/07	0:00									0			0.0	0	1055.0		12,601
	1:00									0			0.0	0	1055.0		12,601
	2:00									0			0.0	0	1055.0		12,601
	3:00									0			0.0	0	1055.0		12,601
	4:00									0			0.0	0	1055.0		12,601
	5:00									0			0.0	0	1055.0		12,601
	6:00									0			0.0	0	1055.0		12,601
	7:00									0			0.0	0	1055.0		12,601
	8:00									0			0.0	0	1055.0		12,601
	9:00									0			0.0	0	1055.0		12,601
	10:00									0			0.0	0	1055.0		12,601
	11:00									0			0.0	0	1055.0		12,601
	12:00									0			0.0	0	1055.0		12,601
	13:00									0			0.0	0	1055.0		12,601
	14:00									0			0.0	0	1055.0		12,601
	15:00									0			0.0	0	1055.0		12,601
	16:00									0			0.0	0	1055.0		12,601
	17:00									0			0.0	0	1055.0		12,601

Flowback by **Cardinal Flow Testing**
Supervisor **Alan Tayrien**
Operators **Troy Smith**
Location Phn# **979-218-6488**

Well Name **WGV 21-23-697**
Operator **Williams**
Representative **Keith Hoffland**

Totals From Below: 0																	
Date MM/DD/YYYY	Time hh/mm	Wellhead Data			Separator				Gas Production		Fluid Production			Cumulative Prod		Frac Water	
		Tubing Press Psig	Casing Press Psig	Choke Size Ins.	Static Press. Psig	Diff. INS. H2O	Temp °F	Gas %	Approx. Flowrate MMCF/D	Cum. Volume MMCF	Cond. Prod. BO	Tank Gauge In H2O	Water Prod. BW	Cond. Prod. BO	Water Prod. BW	Pumped (1) BW	Yet To Recover BW
	18:00									0			0.0	0	1055.0		12,601
	19:00									0			0.0	0	1055.0		12,601
	20:00									0			0.0	0	1055.0		12,601
	21:00									0			0.0	0	1055.0		12,601
	22:00									0			0.0	0	1055.0		12,601
	23:00									0			0.0	0	1055.0		12,601

Flowback by
Supervisor
Operators
Location Phn#

Cardinal Flow Testing
Alan Tayrien
Troy Smith
979-218-6488

Well Name
Operator
Representative

WGV 21-23-697
Williams
Keith Hoffland

		Totals From Below: 0											0	1,450.0	9,393		
Date MM/DD/YYYY	Time hh/mm	Wellhead Data			Separator				Gas Production		Fluid Production			Cumulative Prod		Frac Water	
		Tubing Press Psig	Casing Press Psig	Choke Size Ins.	Static Press. Psig	Diff. INS. H2O	Temp °F	Gas %	Approx. Flowrate MMCF/D	Cum. Volume MMCF	Cond. Prod. BO	Tank Gauge In H2O	Water Prod. BW	Cond. Prod. BO	Water Prod. BW	Pumped (1) BW	Yet To Recover BW
10/18/07	7:00								0			0.0	0	0.0		0	
	8:00								0			0.0	0	0.0		0	
	9:00								0			0.0	0	0.0		0	
	10:00								0			0.0	0	0.0		0	
	11:00								0			0.0	0	0.0		0	
	12:00								0			0.0	0	0.0		0	
	13:00								0			0.0	0	0.0		0	
	14:00								0			0.0	0	0.0		0	
	15:00								0			0.0	0	0.0		0	
	16:00		650	24					0			0.0	0	0.0	4,263	4,263	
	17:00		475	24					0			75.0	0	75.0		4,188	
	18:00		400	24					0			60.0	0	135.0		4,128	
	19:00		375	24					0			40.0	0	175.0		4,088	
	20:00		350	24					0			30.0	0	205.0		4,058	
	21:00		250	32					0			30.0	0	235.0		4,028	
	22:00		225	32					0			20.0	0	255.0		4,008	
	23:00		200	48					0			20.0	0	275.0		3,988	
10/19/07	0:00		150	48					0			20.0	0	295.0		3,968	
	1:00		100	48					0			20.0	0	315.0		3,948	
	2:00		100	48					0			10.0	0	325.0		3,938	
	3:00		100	48					0			10.0	0	335.0		3,928	
	4:00		75	48					0			10.0	0	345.0		3,918	
	5:00		50	48					0			10.0	0	355.0		3,908	
	6:00		50	48					0			10.0	0	365.0		3,898	
	7:00								0			0.0	0	365.0		3,898	
	8:00								0			0.0	0	365.0		3,898	
	9:00								0			0.0	0	365.0		3,898	
	10:00								0			0.0	0	365.0		3,898	
	11:00								0			0.0	0	365.0		3,898	
	12:00								0			0.0	0	365.0		3,898	
	13:00								0			0.0	0	365.0		3,898	
	14:00								0			0.0	0	365.0		3,898	
	15:00								0			0.0	0	365.0		3,898	
	16:00								0			0.0	0	365.0		3,898	
	17:00								0			0.0	0	365.0	9,393	13,291	
	18:00		0	48					0			0.0	0	365.0		13,291	
	19:00		0	48					0			0.0	0	365.0		13,291	
	20:00		0	48					0			0.0	0	365.0		13,291	
	21:00		0	48					0			0.0	0	365.0		13,291	
	22:00		0	48					0			0.0	0	365.0		13,291	
	23:00		0	48					0			0.0	0	365.0		13,291	
10/20/07	0:00		0	48					0			0.0	0	365.0		13,291	
	1:00		0	48					0			0.0	0	365.0		13,291	
	2:00		0	48					0			0.0	0	365.0		13,291	
	3:00		0	48					0			0.0	0	365.0		13,291	
	4:00		0	48					0			0.0	0	365.0		13,291	
	5:00		0	48					0			0.0	0	365.0		13,291	
	6:00		0	48					0			0.0	0	365.0		13,291	
	7:00		0	48					0			0.0	0	365.0		13,291	
	8:00		0	48					0			0.0	0	365.0		13,291	

Flowback by
Supervisor
Operators
Location Phn#

Cardinal Flow Testing
Alan Tayrien
Troy Smith
979-218-6488

Well Name
Operator
Representative

WGV 21-23-697
Williams
Keith Hoffland

							Totals From Below: 0							0 1,450.0		9,393	
Date MM/DD/YYYY	Time hh/mm	Wellhead Data			Separator				Gas Production		Fluid Production			Cumulative Prod		Frac Water	
		Tubing Press Psig	Casing Press Psig	Choke Size Ins.	Static Press. Psig	Diff. INS. H2O	Temp °F	Gas %	Approx. Flowrate MMCF/D	Cum. Volume MMCF	Cond. Prod. BO	Tank Gauge In H2O	Water Prod. BW	Cond. Prod. BO	Water Prod. BW	Pumped (1) BW	Yet To Recover BW
	9:00		0	48					0			0.0	0	365.0		13,291	
	10:00		0	48					0			0.0	0	365.0		13,291	
	11:00		0	48					0			0.0	0	365.0		13,291	
	12:00		0	48					0			0.0	0	365.0		13,291	
	13:00		0	48					0			0.0	0	365.0		13,291	
	14:00		0	48					0			0.0	0	365.0		13,291	
	15:00		0	48					0			0.0	0	365.0		13,291	
	16:00		0	48					0			0.0	0	365.0		13,291	
	17:00		0	48					0			0.0	0	365.0		13,291	
	18:00		0	48					0			0.0	0	365.0		13,291	
	19:00		0	48					0			0.0	0	365.0		13,291	
	20:00		0	48					0			0.0	0	365.0		13,291	
	21:00		0	48					0			0.0	0	365.0		13,291	
	22:00		0	48					0			0.0	0	365.0		13,291	
	23:00		0	48					0			0.0	0	365.0		13,291	
10/21/07	0:00		0	48					0			0.0	0	365.0		13,291	
	1:00		0	48					0			0.0	0	365.0		13,291	
	2:00		0	48					0			0.0	0	365.0		13,291	
	3:00		0	48					0			0.0	0	365.0		13,291	
	4:00		0	48					0			0.0	0	365.0		13,291	
	5:00		0	48					0			0.0	0	365.0		13,291	
	6:00		0	48					0			0.0	0	365.0		13,291	
	7:00		0	48					0			0.0	0	365.0		13,291	
	8:00		0	48					0			0.0	0	365.0		13,291	
	9:00		0	48					0			0.0	0	365.0		13,291	
	10:00		0	48					0			0.0	0	365.0		13,291	
	11:00		0	48					0			0.0	0	365.0		13,291	
	12:00		0	48					0			0.0	0	365.0		13,291	
	13:00		0	48					0			0.0	0	365.0		13,291	
	14:00		0	48					0			0.0	0	365.0		13,291	
	15:00		0	48					0			0.0	0	365.0		13,291	
	16:00		0	48					0			0.0	0	365.0		13,291	
	17:00		0	48					0			0.0	0	365.0		13,291	
	18:00		0	48					0			0.0	0	365.0		13,291	
	19:00		0	48					0			0.0	0	365.0		13,291	
	20:00		0	48					0			0.0	0	365.0		13,291	
	21:00		0	48					0			0.0	0	365.0		13,291	
	22:00		0	48					0			0.0	0	365.0		13,291	
	23:00		0	48					0			0.0	0	365.0		13,291	
10/22/07	0:00		0	48					0			0.0	0	365.0		13,291	
	1:00		0	48					0			0.0	0	365.0		13,291	
	2:00		0	48					0			0.0	0	365.0		13,291	
	3:00		0	48					0			0.0	0	365.0		13,291	
	4:00		0	48					0			0.0	0	365.0		13,291	
	5:00		0	48					0			0.0	0	365.0		13,291	
	6:00		0	48					0			0.0	0	365.0		13,291	
	7:00		0	48					0			0.0	0	365.0		13,291	
	8:00								0			0.0	0	365.0		13,291	
	9:00								0			0.0	0	365.0		13,291	

Flowback by
Supervisor
Operators
Location Phn#

Cardinal Flow Testing
Alan Tayrien
Troy Smith
979-218-6488

Well Name
Operator
Representative

WGV 21-23-697
Williams
Keith Hoffland

								Totals From Below: 0						0 1,450.0		9,393	
Date MM/DD/YYYY	Time hh/mm	Wellhead Data			Separator				Gas Production		Fluid Production			Cumulative Prod		Frac Water	
		Tubing Press Psig	Casing Press Psig	Choke Size Ins.	Static Press. Psig	Diff. INS. H2O	Temp °F	Gas %	Approx. Flowrate MMCF/D	Cum. Volume MMCF	Cond. Prod. BO	Tank Gauge In H2O	Water Prod. BW	Cond. Prod. BO	Water Prod. BW	Pumped (1) BW	Yet To Recover BW
	10:00								0			0.0	0	365.0		13,291	
	11:00								0			0.0	0	365.0		13,291	
	12:00								0			0.0	0	365.0		13,291	
	13:00								0			0.0	0	365.0		13,291	
	14:00								0			0.0	0	365.0		13,291	
	15:00								0			0.0	0	365.0		13,291	
	16:00								0			0.0	0	365.0		13,291	
	17:00								0			0.0	0	365.0		13,291	
	18:00								0			0.0	0	365.0		13,291	
	19:00								0			0.0	0	365.0		13,291	
	20:00								0			0.0	0	365.0		13,291	
	21:00								0			0.0	0	365.0		13,291	
	22:00								0			0.0	0	365.0		13,291	
	23:00								0			0.0	0	365.0		13,291	
10/23/07	0:00								0			0.0	0	365.0		13,291	
	1:00								0			0.0	0	365.0		13,291	
	2:00								0			0.0	0	365.0		13,291	
	3:00								0			0.0	0	365.0		13,291	
	4:00								0			0.0	0	365.0		13,291	
	5:00								0			0.0	0	365.0		13,291	
	6:00								0			0.0	0	365.0		13,291	
	7:00								0			0.0	0	365.0		13,291	
	8:00								0			0.0	0	365.0		13,291	
	9:00								0			0.0	0	365.0		13,291	
	10:00								0			0.0	0	365.0		13,291	
	11:00								0			0.0	0	365.0		13,291	
	12:00								0			0.0	0	365.0		13,291	
	13:00								0			0.0	0	365.0		13,291	
	14:00								0			0.0	0	365.0		13,291	
	15:00								0			0.0	0	365.0		13,291	
	16:00		325	32					0			0.0	0	365.0		13,291	
	17:00		250	32					0			50.0	0	415.0		13,241	
	18:00		200	32					0			40.0	0	455.0		13,201	
	19:00		25	48					0			20.0	0	475.0		13,181	
	20:00		25	48					0			10.0	0	485.0		13,171	
	21:00		0	48					0			0.0	0	485.0		13,171	
	22:00		0	48					0			0.0	0	485.0		13,171	
	23:00		0	48					0			0.0	0	485.0		13,171	
10/24/07	0:00		0	48					0			0.0	0	485.0		13,171	
	1:00		0	48					0			0.0	0	485.0		13,171	
	2:00		0	48					0			0.0	0	485.0		13,171	
	3:00		0	48					0			0.0	0	485.0		13,171	
	4:00		0	48					0			0.0	0	485.0		13,171	
	5:00		0	48					0			0.0	0	485.0		13,171	
	6:00		0	48					0			0.0	0	485.0		13,171	
	7:00		0	48					0			0.0	0	485.0		13,171	
	8:00								0			0.0	0	485.0		13,171	
	9:00								0			0.0	0	485.0		13,171	
	10:00								0			0.0	0	485.0		13,171	

Flowback by
Supervisor
Operators
Location Phn#

Cardinal Flow Testing
Alan Tayrien
Troy Smith
979-218-6488

Well Name
Operator
Representative

WGV 21-23-697
Williams
Keith Hoffland

								Totals From Below: 0						0 1,450.0		9,393	
Date MM/DD/YYYY	Time hh/mm	Wellhead Data			Separator				Gas Production		Fluid Production			Cumulative Prod		Frac Water	
		Tubing Press Psig	Casing Press Psig	Choke Size Ins.	Static Press. Psig	Diff. INS. H2O	Temp °F	Gas %	Approx. Flowrate MMCF/D	Cum. Volume MMCF	Cond. Prod. BO	Tank Gauge In H2O	Water Prod. BW	Cond. Prod. BO	Water Prod. BW	Pumped (1) BW	Yet To Recover BW
	11:00								0				0.0	0	485.0		13,171
	12:00								0				0.0	0	485.0		13,171
	13:00								0				0.0	0	485.0		13,171
	14:00								0				0.0	0	485.0		13,171
	15:00								0				0.0	0	485.0		13,171
	16:00								0				0.0	0	485.0		13,171
	17:00								0				0.0	0	485.0		13,171
	18:00		375	32					0				0.0	0	485.0		13,171
	19:00		50	32					0				60.0	0	545.0		13,111
	20:00		50	48					0				40.0	0	585.0		13,071
	21:00		50	48					0				20.0	0	605.0		13,051
	22:00		50	48					0				20.0	0	625.0		13,031
	23:00		50	48					0				20.0	0	645.0		13,011
10/25/07	0:00		150	48					0				50.0	0	695.0		12,961
	1:00		150	48					0				60.0	0	755.0		12,901
	2:00		225	32					0				60.0	0	815.0		12,841
	3:00		225	32					0				70.0	0	885.0		12,771
	4:00		250	32					0				50.0	0	935.0		12,721
	5:00		300	32					0				60.0	0	995.0		12,661
	6:00		300	32					0				60.0	0	1055.0		12,601
	7:00								0				0.0	0	1055.0		12,601
	8:00								0				0.0	0	1055.0		12,601
	9:00								0				0.0	0	1055.0		12,601
	10:00								0				0.0	0	1055.0		12,601
	11:00								0				0.0	0	1055.0		12,601
	12:00								0				0.0	0	1055.0		12,601
	13:00								0				0.0	0	1055.0		12,601
	14:00								0				0.0	0	1055.0		12,601
	15:00	0	400	48					0				0.0	0	1055.0		12,601
	16:00	0	200	48					0				0.0	0	1055.0		12,601
	17:00	0	25	48					0				0.0	0	1055.0		12,601
	18:00	0	100	48					0				15.0	0	1070.0		12,586
	19:00	0	100	48					0				20.0	0	1090.0		12,566
	20:00	25	100	48					0				20.0	0	1110.0		12,546
	21:00	25	50	48					0				10.0	0	1120.0		12,536
	22:00	150	50	48					0				10.0	0	1130.0		12,526
	23:00	250	50	48					0				10.0	0	1140.0		12,516
10/26/07	0:00	250	150	32					0				30.0	0	1170.0		12,486
	1:00	300	375	32					0				40.0	0	1210.0		12,446
	2:00	325	450	32					0				40.0	0	1250.0		12,406
	3:00	300	600	32					0				50.0	0	1300.0		12,356
	4:00	250	600	32					0				50.0	0	1350.0		12,306
	5:00	300	600	32					0				50.0	0	1400.0		12,256
	6:00	300	600	32					0				50.0	0	1450.0		12,206
	7:00								0				0.0	0	1450.0		12,206
	8:00								0				0.0	0	1450.0		12,206
	9:00								0				0.0	0	1450.0		12,206
	10:00								0				0.0	0	1450.0		12,206
	11:00								0				0.0	0	1450.0		12,206

Flowback by
Supervisor
Operators
Location Phn#

Cardinal Flow Testing
Alan Tayrien
Troy Smith
979-218-6488

Well Name
Operator
Representative

WGV 21-23-697
Williams
Keith Hoffland

							Totals From Below: 0							0 1,450.0		9,393	
Date MM/DD/YYYY	Time hh/mm	Wellhead Data			Separator				Gas Production		Fluid Production			Cumulative Prod		Frac Water	
		Tubing Press Psig	Casing Press Psig	Choke Size Ins.	Static Press. Psig	Diff. INS. H2O	Temp °F	Gas %	Approx. Flowrate MMCF/D	Cum. Volume MMCF	Cond. Prod. BO	Tank Gauge In H2O	Water Prod. BW	Cond. Prod. BO	Water Prod. BW	Pumped (1) BW	Yet To Recover BW
	12:00								0			0.0	0	1450.0		12,206	
	13:00								0			0.0	0	1450.0		12,206	
	14:00								0			0.0	0	1450.0		12,206	
	15:00								0			0.0	0	1450.0		12,206	
	16:00								0			0.0	0	1450.0		12,206	
	17:00								0			0.0	0	1450.0		12,206	
	18:00								0			0.0	0	1450.0		12,206	
	19:00								0			0.0	0	1450.0		12,206	
	20:00								0			0.0	0	1450.0		12,206	
	21:00								0			0.0	0	1450.0		12,206	
	22:00								0			0.0	0	1450.0		12,206	
	23:00								0			0.0	0	1450.0		12,206	
10/27/07	0:00								0			0.0	0	1450.0		12,206	
	1:00								0			0.0	0	1450.0		12,206	
	2:00								0			0.0	0	1450.0		12,206	
	3:00								0			0.0	0	1450.0		12,206	
	4:00								0			0.0	0	1450.0		12,206	
	5:00								0			0.0	0	1450.0		12,206	
	6:00								0			0.0	0	1450.0		12,206	
	7:00								0			0.0	0	1450.0		12,206	
	8:00								0			0.0	0	1450.0		12,206	
	9:00								0			0.0	0	1450.0		12,206	
	10:00								0			0.0	0	1450.0		12,206	
	11:00								0			0.0	0	1450.0		12,206	
	12:00								0			0.0	0	1450.0		12,206	
	13:00								0			0.0	0	1450.0		12,206	
	14:00								0			0.0	0	1450.0		12,206	
	15:00								0			0.0	0	1450.0		12,206	
	16:00								0			0.0	0	1450.0		12,206	
	17:00								0			0.0	0	1450.0		12,206	
	18:00								0			0.0	0	1450.0		12,206	
	19:00								0			0.0	0	1450.0		12,206	
	20:00								0			0.0	0	1450.0		12,206	
	21:00								0			0.0	0	1450.0		12,206	
	22:00								0			0.0	0	1450.0		12,206	
	23:00								0			0.0	0	1450.0		12,206	
10/28/07	0:00								0			0.0	0	1450.0		12,206	
	1:00								0			0.0	0	1450.0		12,206	
	2:00								0			0.0	0	1450.0		12,206	
	3:00								0			0.0	0	1450.0		12,206	
	4:00								0			0.0	0	1450.0		12,206	
	5:00								0			0.0	0	1450.0		12,206	
	6:00								0			0.0	0	1450.0		12,206	
	7:00								0			0.0	0	1450.0		12,206	
	8:00								0			0.0	0	1450.0		12,206	
	9:00								0			0.0	0	1450.0		12,206	
	10:00								0			0.0	0	1450.0		12,206	
	11:00								0			0.0	0	1450.0		12,206	
	12:00								0			0.0	0	1450.0		12,206	

Flowback by
Supervisor
Operators
Location Phn#

Cardinal Flow Testing
Alan Tayrien
Troy Smith
979-218-6488

Well Name
Operator
Representative

WGV 21-23-697
Williams
Keith Hoffland

								Totals From Below: 0							0 1,450.0		9,393	
Date MM/DD/YYYY	Time hh/mm	Wellhead Data			Separator				Gas Production		Fluid Production			Cumulative Prod		Frac Water		
		Tubing Press Psig	Casing Press Psig	Choke Size Ins.	Static Press. Psig	Diff. INS. H2O	Temp °F	Gas %	Approx. Flowrate MMCF/D	Cum. Volume MMCF	Cond. Prod. BO	Tank Gauge In H2O	Water Prod. BW	Cond. Prod. BO	Water Prod. BW	Pumped (1) BW	Yet To Recover BW	
	13:00								0			0.0	0	1450.0		12,206		
	14:00								0			0.0	0	1450.0		12,206		
	15:00								0			0.0	0	1450.0		12,206		
	16:00								0			0.0	0	1450.0		12,206		
	17:00								0			0.0	0	1450.0		12,206		
	18:00								0			0.0	0	1450.0		12,206		
	19:00								0			0.0	0	1450.0		12,206		
	20:00								0			0.0	0	1450.0		12,206		
	21:00								0			0.0	0	1450.0		12,206		
	22:00								0			0.0	0	1450.0		12,206		
	23:00								0			0.0	0	1450.0		12,206		
10/29/07	0:00								0			0.0	0	1450.0		12,206		
	1:00								0			0.0	0	1450.0		12,206		
	2:00								0			0.0	0	1450.0		12,206		
	3:00								0			0.0	0	1450.0		12,206		
	4:00								0			0.0	0	1450.0		12,206		
	5:00								0			0.0	0	1450.0		12,206		
	6:00								0			0.0	0	1450.0		12,206		
	7:00								0			0.0	0	1450.0		12,206		
	8:00								0			0.0	0	1450.0		12,206		
	9:00								0			0.0	0	1450.0		12,206		
	10:00								0			0.0	0	1450.0		12,206		
	11:00								0			0.0	0	1450.0		12,206		
	12:00								0			0.0	0	1450.0		12,206		
	13:00								0			0.0	0	1450.0		12,206		
	14:00								0			0.0	0	1450.0		12,206		
	15:00								0			0.0	0	1450.0		12,206		
	16:00								0			0.0	0	1450.0		12,206		
	17:00								0			0.0	0	1450.0		12,206		
	18:00								0			0.0	0	1450.0		12,206		
	19:00								0			0.0	0	1450.0		12,206		
	20:00								0			0.0	0	1450.0		12,206		
	21:00								0			0.0	0	1450.0		12,206		
	22:00								0			0.0	0	1450.0		12,206		
	23:00								0			0.0	0	1450.0		12,206		
10/30/07	0:00								0			0.0	0	1450.0		12,206		
	1:00								0			0.0	0	1450.0		12,206		
	2:00								0			0.0	0	1450.0		12,206		
	3:00								0			0.0	0	1450.0		12,206		
	4:00								0			0.0	0	1450.0		12,206		
	5:00								0			0.0	0	1450.0		12,206		
	6:00								0			0.0	0	1450.0		12,206		
	7:00								0			0.0	0	1450.0		12,206		
	8:00								0			0.0	0	1450.0		12,206		
	9:00								0			0.0	0	1450.0		12,206		
	10:00								0			0.0	0	1450.0		12,206		
	11:00								0			0.0	0	1450.0		12,206		
	12:00								0			0.0	0	1450.0		12,206		
	13:00								0			0.0	0	1450.0		12,206		

Flowback by
Supervisor
Operators
Location Phn#

Cardinal Flow Testing
Alan Tayrien
Troy Smith
979-218-6488

Well Name
Operator
Representative

WGV 21-23-697
Williams
Keith Hoffland

							Totals From Below: 0							0 1,450.0		9,393	
Date MM/DD/YYYY	Time hh/mm	Wellhead Data			Separator				Gas Production		Fluid Production			Cumulative Prod		Frac Water	
		Tubing Press Psig	Casing Press Psig	Choke Size Ins.	Static Press. Psig	Diff. INS. H2O	Temp °F	Gas %	Approx. Flowrate MMCF/D	Cum. Volume MMCF	Cond. Prod. BO	Tank Gauge In H2O	Water Prod. BW	Cond. Prod. BO	Water Prod. BW	Pumped (1) BW	Yet To Recover BW
	14:00								0			0.0	0	1450.0		12,206	
	15:00								0			0.0	0	1450.0		12,206	
	16:00								0			0.0	0	1450.0		12,206	
	17:00								0			0.0	0	1450.0		12,206	
	18:00								0			0.0	0	1450.0		12,206	
	19:00								0			0.0	0	1450.0		12,206	
	20:00								0			0.0	0	1450.0		12,206	
	21:00								0			0.0	0	1450.0		12,206	
	22:00								0			0.0	0	1450.0		12,206	
	23:00								0			0.0	0	1450.0		12,206	
10/31/07	0:00								0			0.0	0	1450.0		12,206	
	1:00								0			0.0	0	1450.0		12,206	
	2:00								0			0.0	0	1450.0		12,206	
	3:00								0			0.0	0	1450.0		12,206	
	4:00								0			0.0	0	1450.0		12,206	
	5:00								0			0.0	0	1450.0		12,206	
	6:00								0			0.0	0	1450.0		12,206	
	7:00								0			0.0	0	1450.0		12,206	
	8:00								0			0.0	0	1450.0		12,206	
	9:00								0			0.0	0	1450.0		12,206	
	10:00								0			0.0	0	1450.0		12,206	
	11:00								0			0.0	0	1450.0		12,206	
	12:00								0			0.0	0	1450.0		12,206	
	13:00								0			0.0	0	1450.0		12,206	
	14:00								0			0.0	0	1450.0		12,206	
	15:00								0			0.0	0	1450.0		12,206	
	16:00								0			0.0	0	1450.0		12,206	
	17:00								0			0.0	0	1450.0		12,206	
	18:00								0			0.0	0	1450.0		12,206	
	19:00								0			0.0	0	1450.0		12,206	
	20:00								0			0.0	0	1450.0		12,206	
	21:00								0			0.0	0	1450.0		12,206	
	22:00								0			0.0	0	1450.0		12,206	
	23:00								0			0.0	0	1450.0		12,206	
11/01/07	0:00								0			0.0	0	1450.0		12,206	
	1:00								0			0.0	0	1450.0		12,206	
	2:00								0			0.0	0	1450.0		12,206	
	3:00								0			0.0	0	1450.0		12,206	
	4:00								0			0.0	0	1450.0		12,206	
	5:00								0			0.0	0	1450.0		12,206	
	6:00								0			0.0	0	1450.0		12,206	
	7:00								0			0.0	0	1450.0		12,206	
	8:00								0			0.0	0	1450.0		12,206	
	9:00								0			0.0	0	1450.0		12,206	
	10:00								0			0.0	0	1450.0		12,206	
	11:00								0			0.0	0	1450.0		12,206	
	12:00								0			0.0	0	1450.0		12,206	
	13:00								0			0.0	0	1450.0		12,206	
	14:00								0			0.0	0	1450.0		12,206	

Flowback by
Supervisor
Operators
Location Phn#

Cardinal Flow Testing
Alan Tayrien
Troy Smith
979-218-6488

Well Name
Operator
Representative

WGV 21-23-697
Williams
Keith Hoffland

								Totals From Below: 0						0 1,450.0		9,393	
Date MM/DD/YYYY	Time hh/mm	Wellhead Data			Separator				Gas Production		Fluid Production			Cumulative Prod		Frac Water	
		Tubing Press Psig	Casing Press Psig	Choke Size Ins.	Static Press. Psig	Diff. INS. H2O	Temp °F	Gas %	Approx. Flowrate MMCF/D	Cum. Volume MMCF	Cond. Prod. BO	Tank Gauge In H2O	Water Prod. BW	Cond. Prod. BO	Water Prod. BW	Pumped (1) BW	Yet To Recover BW
	15:00								0			0.0	0	1450.0		12,206	
	16:00								0			0.0	0	1450.0		12,206	
	17:00								0			0.0	0	1450.0		12,206	
	18:00								0			0.0	0	1450.0		12,206	
	19:00								0			0.0	0	1450.0		12,206	
	20:00								0			0.0	0	1450.0		12,206	
	21:00								0			0.0	0	1450.0		12,206	
	22:00								0			0.0	0	1450.0		12,206	
	23:00								0			0.0	0	1450.0		12,206	
11/02/07	0:00								0			0.0	0	1450.0		12,206	
	1:00								0			0.0	0	1450.0		12,206	
	2:00								0			0.0	0	1450.0		12,206	
	3:00								0			0.0	0	1450.0		12,206	
	4:00								0			0.0	0	1450.0		12,206	
	5:00								0			0.0	0	1450.0		12,206	
	6:00								0			0.0	0	1450.0		12,206	
	7:00								0			0.0	0	1450.0		12,206	
	8:00								0			0.0	0	1450.0		12,206	
	9:00								0			0.0	0	1450.0		12,206	
	10:00								0			0.0	0	1450.0		12,206	
	11:00								0			0.0	0	1450.0		12,206	
	12:00								0			0.0	0	1450.0		12,206	
	13:00								0			0.0	0	1450.0		12,206	
	14:00								0			0.0	0	1450.0		12,206	
	15:00								0			0.0	0	1450.0		12,206	
	16:00								0			0.0	0	1450.0		12,206	
	17:00								0			0.0	0	1450.0		12,206	
	18:00								0			0.0	0	1450.0		12,206	
	19:00								0			0.0	0	1450.0		12,206	
	20:00								0			0.0	0	1450.0		12,206	
	21:00								0			0.0	0	1450.0		12,206	
	22:00								0			0.0	0	1450.0		12,206	
	23:00								0			0.0	0	1450.0		12,206	
11/03/07	0:00								0			0.0	0	1450.0		12,206	
	1:00								0			0.0	0	1450.0		12,206	
	2:00								0			0.0	0	1450.0		12,206	
	3:00								0			0.0	0	1450.0		12,206	
	4:00								0			0.0	0	1450.0		12,206	
	5:00								0			0.0	0	1450.0		12,206	
	6:00								0			0.0	0	1450.0		12,206	
	7:00								0			0.0	0	1450.0		12,206	
	8:00								0			0.0	0	1450.0		12,206	
	9:00								0			0.0	0	1450.0		12,206	
	10:00								0			0.0	0	1450.0		12,206	
	11:00								0			0.0	0	1450.0		12,206	
	12:00								0			0.0	0	1450.0		12,206	
	13:00								0			0.0	0	1450.0		12,206	
	14:00								0			0.0	0	1450.0		12,206	
	15:00								0			0.0	0	1450.0		12,206	

Flowback by
Supervisor
Operators
Location Phn#

Cardinal Flow Testing
Alan Tayrien
Troy Smith
979-218-6488

Well Name
Operator
Representative

WGV 21-23-697
Williams
Keith Hoffland

								Totals From Below: 0						0 1,450.0		9,393	
Date MM/DD/YYYY	Time hh/mm	Wellhead Data			Separator				Gas Production		Fluid Production			Cumulative Prod		Frac Water	
		Tubing Press Psig	Casing Press Psig	Choke Size Ins.	Static Press. Psig	Diff. INS. H2O	Temp °F	Gas %	Approx. Flowrate MMCF/D	Cum. Volume MMCF	Cond. Prod. BO	Tank Gauge In H2O	Water Prod. BW	Cond. Prod. BO	Water Prod. BW	Pumped (1) BW	Yet To Recover BW
	16:00								0			0.0	0	1450.0		12,206	
	17:00								0			0.0	0	1450.0		12,206	
	18:00								0			0.0	0	1450.0		12,206	
	19:00								0			0.0	0	1450.0		12,206	
	20:00								0			0.0	0	1450.0		12,206	
	21:00								0			0.0	0	1450.0		12,206	
	22:00								0			0.0	0	1450.0		12,206	
	23:00								0			0.0	0	1450.0		12,206	
11/04/07	0:00								0			0.0	0	1450.0		12,206	
	1:00								0			0.0	0	1450.0		12,206	
	2:00								0			0.0	0	1450.0		12,206	
	3:00								0			0.0	0	1450.0		12,206	
	4:00								0			0.0	0	1450.0		12,206	
	5:00								0			0.0	0	1450.0		12,206	
	6:00								0			0.0	0	1450.0		12,206	
	7:00								0			0.0	0	1450.0		12,206	
	8:00								0			0.0	0	1450.0		12,206	
	9:00								0			0.0	0	1450.0		12,206	
	10:00								0			0.0	0	1450.0		12,206	
	11:00								0			0.0	0	1450.0		12,206	
	12:00								0			0.0	0	1450.0		12,206	
	13:00								0			0.0	0	1450.0		12,206	
	14:00								0			0.0	0	1450.0		12,206	
	15:00								0			0.0	0	1450.0		12,206	
	16:00								0			0.0	0	1450.0		12,206	
	17:00								0			0.0	0	1450.0		12,206	
	18:00								0			0.0	0	1450.0		12,206	
	19:00								0			0.0	0	1450.0		12,206	
	20:00								0			0.0	0	1450.0		12,206	
	21:00								0			0.0	0	1450.0		12,206	
	22:00								0			0.0	0	1450.0		12,206	
	23:00								0			0.0	0	1450.0		12,206	
11/05/07	0:00								0			0.0	0	1450.0		12,206	
	1:00								0			0.0	0	1450.0		12,206	
	2:00								0			0.0	0	1450.0		12,206	
	3:00								0			0.0	0	1450.0		12,206	
	4:00								0			0.0	0	1450.0		12,206	
	5:00								0			0.0	0	1450.0		12,206	
	6:00								0			0.0	0	1450.0		12,206	
	7:00								0			0.0	0	1450.0		12,206	
	8:00								0			0.0	0	1450.0		12,206	
	9:00								0			0.0	0	1450.0		12,206	
	10:00								0			0.0	0	1450.0		12,206	
	11:00								0			0.0	0	1450.0		12,206	
	12:00								0			0.0	0	1450.0		12,206	
	13:00								0			0.0	0	1450.0		12,206	
	14:00								0			0.0	0	1450.0		12,206	
	15:00								0			0.0	0	1450.0		12,206	
	16:00								0			0.0	0	1450.0		12,206	

Flowback by
Supervisor
Operators
Location Phn#

Cardinal Flow Testing
Alan Tayrien
Troy Smith
979-218-6488

Well Name
Operator
Representative

WGV 21-23-697
Williams
Keith Hoffland

								Totals From Below: 0			0			1,450.0		9,393	
Date MM/DD/YYYY	Time hh/mm	Wellhead Data			Separator				Gas Production		Fluid Production			Cumulative Prod		Frac Water	
		Tubing Press Psig	Casing Press Psig	Choke Size Ins.	Static Press. Psig	Diff. INS. H2O	Temp °F	Gas %	Approx. Flowrate MMCF/D	Cum. Volume MMCF	Cond. Prod. BO	Tank Gauge In H2O	Water Prod. BW	Cond. Prod. BO	Water Prod. BW	Pumped (1) BW	Yet To Recover BW
	17:00								0				0.0	0	1450.0		12,206
	18:00								0				0.0	0	1450.0		12,206
	19:00								0				0.0	0	1450.0		12,206
	20:00								0				0.0	0	1450.0		12,206
	21:00								0				0.0	0	1450.0		12,206
	22:00								0				0.0	0	1450.0		12,206
	23:00								0				0.0	0	1450.0		12,206
11/06/07	0:00								0				0.0	0	1450.0		12,206
	1:00								0				0.0	0	1450.0		12,206
	2:00								0				0.0	0	1450.0		12,206
	3:00								0				0.0	0	1450.0		12,206
	4:00								0				0.0	0	1450.0		12,206
	5:00								0				0.0	0	1450.0		12,206
	6:00								0				0.0	0	1450.0		12,206
	7:00								0				0.0	0	1450.0		12,206
	8:00								0				0.0	0	1450.0		12,206
	9:00								0				0.0	0	1450.0		12,206
	10:00								0				0.0	0	1450.0		12,206
	11:00								0				0.0	0	1450.0		12,206
	12:00								0				0.0	0	1450.0		12,206
	13:00								0				0.0	0	1450.0		12,206
	14:00								0				0.0	0	1450.0		12,206
	15:00								0				0.0	0	1450.0		12,206
	16:00								0				0.0	0	1450.0		12,206
	17:00								0				0.0	0	1450.0		12,206
	18:00								0				0.0	0	1450.0		12,206
	19:00								0				0.0	0	1450.0		12,206
	20:00								0				0.0	0	1450.0		12,206
	21:00								0				0.0	0	1450.0		12,206
	22:00								0				0.0	0	1450.0		12,206
	23:00								0				0.0	0	1450.0		12,206
11/07/07	0:00								0				0.0	0	1450.0		12,206
	1:00								0				0.0	0	1450.0		12,206
	2:00								0				0.0	0	1450.0		12,206
	3:00								0				0.0	0	1450.0		12,206
	4:00								0				0.0	0	1450.0		12,206
	5:00								0				0.0	0	1450.0		12,206
	6:00								0				0.0	0	1450.0		12,206
	7:00								0				0.0	0	1450.0		12,206
	8:00								0				0.0	0	1450.0		12,206
	9:00								0				0.0	0	1450.0		12,206
	10:00								0				0.0	0	1450.0		12,206
	11:00								0				0.0	0	1450.0		12,206
	12:00								0				0.0	0	1450.0		12,206
	13:00								0				0.0	0	1450.0		12,206
	14:00								0				0.0	0	1450.0		12,206
	15:00								0				0.0	0	1450.0		12,206
	16:00								0				0.0	0	1450.0		12,206
	17:00								0				0.0	0	1450.0		12,206

Flowback by **Cardinal Flow Testing**
Supervisor **Alan Tayrien**
Operators **Troy Smith**
Location Phn# **979-218-6488**

Well Name **WGV 21-23-697**
Operator **Williams**
Representative **Keith Hoffland**

								Totals From Below: 0						0	1,450.0	9,393	
Date	Time	Wellhead Data			Separator				Gas Production		Fluid Production			Cumulative Prod		Frac Water	
MM/DD/YYYY	hh/mm	Tubing Press Psig	Casing Press Psig	Choke Size Ins.	Static Press. Psig	Diff. INS. H2O	Temp °F	Gas %	Approx. Flowrate MMCF/D	Cum. Volume MMCF	Cond. Prod. BO	Tank Gauge In H2O	Water Prod. BW	Cond. Prod. BO	Water Prod. BW	Pumped (1) BW	Yet To Recover BW
	18:00									0			0.0	0	1450.0		12,206
	19:00									0			0.0	0	1450.0		12,206
	20:00									0			0.0	0	1450.0		12,206
	21:00									0			0.0	0	1450.0		12,206
	22:00									0			0.0	0	1450.0		12,206
	23:00									0			0.0	0	1450.0		12,206

Flowback by
Supervisor
Operators
Location Phn#

Cardinal Flow Testing
Alan Tayrien
Troy Smith
979-218-6488

Well Name
Operator
Representative

WGV 21-23-697
Williams
Keith Hoffland

								Totals From Below: 0						0 2,375.0		9,393	
Date MM/DD/YYYY	Time hh/mm	Wellhead Data			Separator				Gas Production		Fluid Production			Cumulative Prod		Frac Water	
		Tubing Press Psig	Casing Press Psig	Choke Size Ins.	Static Press. Psig	Diff. INS. H2O	Temp °F	Gas %	Approx. Flowrate MMCF/D	Cum. Volume MMCF	Cond. Prod. BO	Tank Gauge In H2O	Water Prod. BW	Cond. Prod. BO	Water Prod. BW	Pumped (1) BW	Yet To Recover BW
10/18/07	7:00								0			0.0	0	0.0		0	
	8:00								0			0.0	0	0.0		0	
	9:00								0			0.0	0	0.0		0	
	10:00								0			0.0	0	0.0		0	
	11:00								0			0.0	0	0.0		0	
	12:00								0			0.0	0	0.0		0	
	13:00								0			0.0	0	0.0		0	
	14:00								0			0.0	0	0.0		0	
	15:00								0			0.0	0	0.0		0	
	16:00		650	24					0			0.0	0	0.0	4,263	4,263	
	17:00		475	24					0			75.0	0	75.0		4,188	
	18:00		400	24					0			60.0	0	135.0		4,128	
	19:00		375	24					0			40.0	0	175.0		4,088	
	20:00		350	24					0			30.0	0	205.0		4,058	
	21:00		250	32					0			30.0	0	235.0		4,028	
	22:00		225	32					0			20.0	0	255.0		4,008	
	23:00		200	48					0			20.0	0	275.0		3,988	
10/19/07	0:00		150	48					0			20.0	0	295.0		3,968	
	1:00		100	48					0			20.0	0	315.0		3,948	
	2:00		100	48					0			10.0	0	325.0		3,938	
	3:00		100	48					0			10.0	0	335.0		3,928	
	4:00		75	48					0			10.0	0	345.0		3,918	
	5:00		50	48					0			10.0	0	355.0		3,908	
	6:00		50	48					0			10.0	0	365.0		3,898	
	7:00								0			0.0	0	365.0		3,898	
	8:00								0			0.0	0	365.0		3,898	
	9:00								0			0.0	0	365.0		3,898	
	10:00								0			0.0	0	365.0		3,898	
	11:00								0			0.0	0	365.0		3,898	
	12:00								0			0.0	0	365.0		3,898	
	13:00								0			0.0	0	365.0		3,898	
	14:00								0			0.0	0	365.0		3,898	
	15:00								0			0.0	0	365.0		3,898	
	16:00								0			0.0	0	365.0		3,898	
	17:00								0			0.0	0	365.0	9,393	13,291	
	18:00		0	48					0			0.0	0	365.0		13,291	
	19:00		0	48					0			0.0	0	365.0		13,291	
	20:00		0	48					0			0.0	0	365.0		13,291	
	21:00		0	48					0			0.0	0	365.0		13,291	
	22:00		0	48					0			0.0	0	365.0		13,291	
	23:00		0	48					0			0.0	0	365.0		13,291	
10/20/07	0:00		0	48					0			0.0	0	365.0		13,291	
	1:00		0	48					0			0.0	0	365.0		13,291	
	2:00		0	48					0			0.0	0	365.0		13,291	
	3:00		0	48					0			0.0	0	365.0		13,291	
	4:00		0	48					0			0.0	0	365.0		13,291	
	5:00		0	48					0			0.0	0	365.0		13,291	
	6:00		0	48					0			0.0	0	365.0		13,291	
	7:00		0	48					0			0.0	0	365.0		13,291	
	8:00		0	48					0			0.0	0	365.0		13,291	

Flowback by
Supervisor
Operators
Location Phn#

Cardinal Flow Testing
Alan Tayrien
Troy Smith
979-218-6488

Well Name
Operator
Representative

WGV 21-23-697
Williams
Keith Hoffland

								Totals From Below: 0						0 2,375.0		9,393	
Date MM/DD/YYYY	Time hh/mm	Wellhead Data			Separator				Gas Production		Fluid Production			Cumulative Prod		Frac Water	
		Tubing Press Psig	Casing Press Psig	Choke Size Ins.	Static Press. Psig	Diff. INS. H2O	Temp °F	Gas %	Approx. Flowrate MMCF/D	Cum. Volume MMCF	Cond. Prod. BO	Tank Gauge In H2O	Water Prod. BW	Cond. Prod. BO	Water Prod. BW	Pumped (1) BW	Yet To Recover BW
	9:00		0	48					0			0.0	0	365.0		13,291	
	10:00		0	48					0			0.0	0	365.0		13,291	
	11:00		0	48					0			0.0	0	365.0		13,291	
	12:00		0	48					0			0.0	0	365.0		13,291	
	13:00		0	48					0			0.0	0	365.0		13,291	
	14:00		0	48					0			0.0	0	365.0		13,291	
	15:00		0	48					0			0.0	0	365.0		13,291	
	16:00		0	48					0			0.0	0	365.0		13,291	
	17:00		0	48					0			0.0	0	365.0		13,291	
	18:00		0	48					0			0.0	0	365.0		13,291	
	19:00		0	48					0			0.0	0	365.0		13,291	
	20:00		0	48					0			0.0	0	365.0		13,291	
	21:00		0	48					0			0.0	0	365.0		13,291	
	22:00		0	48					0			0.0	0	365.0		13,291	
	23:00		0	48					0			0.0	0	365.0		13,291	
10/21/07	0:00		0	48					0			0.0	0	365.0		13,291	
	1:00		0	48					0			0.0	0	365.0		13,291	
	2:00		0	48					0			0.0	0	365.0		13,291	
	3:00		0	48					0			0.0	0	365.0		13,291	
	4:00		0	48					0			0.0	0	365.0		13,291	
	5:00		0	48					0			0.0	0	365.0		13,291	
	6:00		0	48					0			0.0	0	365.0		13,291	
	7:00		0	48					0			0.0	0	365.0		13,291	
	8:00		0	48					0			0.0	0	365.0		13,291	
	9:00		0	48					0			0.0	0	365.0		13,291	
	10:00		0	48					0			0.0	0	365.0		13,291	
	11:00		0	48					0			0.0	0	365.0		13,291	
	12:00		0	48					0			0.0	0	365.0		13,291	
	13:00		0	48					0			0.0	0	365.0		13,291	
	14:00		0	48					0			0.0	0	365.0		13,291	
	15:00		0	48					0			0.0	0	365.0		13,291	
	16:00		0	48					0			0.0	0	365.0		13,291	
	17:00		0	48					0			0.0	0	365.0		13,291	
	18:00		0	48					0			0.0	0	365.0		13,291	
	19:00		0	48					0			0.0	0	365.0		13,291	
	20:00		0	48					0			0.0	0	365.0		13,291	
	21:00		0	48					0			0.0	0	365.0		13,291	
	22:00		0	48					0			0.0	0	365.0		13,291	
	23:00		0	48					0			0.0	0	365.0		13,291	
10/22/07	0:00		0	48					0			0.0	0	365.0		13,291	
	1:00		0	48					0			0.0	0	365.0		13,291	
	2:00		0	48					0			0.0	0	365.0		13,291	
	3:00		0	48					0			0.0	0	365.0		13,291	
	4:00		0	48					0			0.0	0	365.0		13,291	
	5:00		0	48					0			0.0	0	365.0		13,291	
	6:00		0	48					0			0.0	0	365.0		13,291	
	7:00		0	48					0			0.0	0	365.0		13,291	
	8:00								0			0.0	0	365.0		13,291	
	9:00								0			0.0	0	365.0		13,291	

Flowback by
Supervisor
Operators
Location Phn#

Cardinal Flow Testing
Alan Tayrien
Troy Smith
979-218-6488

Well Name
Operator
Representative

WGV 21-23-697
Williams
Keith Hoffland

								Totals From Below: 0						0 2,375.0		9,393	
Date MM/DD/YYYY	Time hh/mm	Wellhead Data			Separator				Gas Production		Fluid Production			Cumulative Prod		Frac Water	
		Tubing Press Psig	Casing Press Psig	Choke Size Ins.	Static Press. Psig	Diff. INS. H2O	Temp °F	Gas %	Approx. Flowrate MMCF/D	Cum. Volume MMCF	Cond. Prod. BO	Tank Gauge In H2O	Water Prod. BW	Cond. Prod. BO	Water Prod. BW	Pumped (1) BW	Yet To Recover BW
	10:00								0				0.0	0	365.0		13,291
	11:00								0				0.0	0	365.0		13,291
	12:00								0				0.0	0	365.0		13,291
	13:00								0				0.0	0	365.0		13,291
	14:00								0				0.0	0	365.0		13,291
	15:00								0				0.0	0	365.0		13,291
	16:00								0				0.0	0	365.0		13,291
	17:00								0				0.0	0	365.0		13,291
	18:00								0				0.0	0	365.0		13,291
	19:00								0				0.0	0	365.0		13,291
	20:00								0				0.0	0	365.0		13,291
	21:00								0				0.0	0	365.0		13,291
	22:00								0				0.0	0	365.0		13,291
	23:00								0				0.0	0	365.0		13,291
10/23/07	0:00								0				0.0	0	365.0		13,291
	1:00								0				0.0	0	365.0		13,291
	2:00								0				0.0	0	365.0		13,291
	3:00								0				0.0	0	365.0		13,291
	4:00								0				0.0	0	365.0		13,291
	5:00								0				0.0	0	365.0		13,291
	6:00								0				0.0	0	365.0		13,291
	7:00								0				0.0	0	365.0		13,291
	8:00								0				0.0	0	365.0		13,291
	9:00								0				0.0	0	365.0		13,291
	10:00								0				0.0	0	365.0		13,291
	11:00								0				0.0	0	365.0		13,291
	12:00								0				0.0	0	365.0		13,291
	13:00								0				0.0	0	365.0		13,291
	14:00								0				0.0	0	365.0		13,291
	15:00								0				0.0	0	365.0		13,291
	16:00		325	32					0				0.0	0	365.0		13,291
	17:00		250	32					0				50.0	0	415.0		13,241
	18:00		200	32					0				40.0	0	455.0		13,201
	19:00		25	48					0				20.0	0	475.0		13,181
	20:00		25	48					0				10.0	0	485.0		13,171
	21:00		0	48					0				0.0	0	485.0		13,171
	22:00		0	48					0				0.0	0	485.0		13,171
	23:00		0	48					0				0.0	0	485.0		13,171
10/24/07	0:00		0	48					0				0.0	0	485.0		13,171
	1:00		0	48					0				0.0	0	485.0		13,171
	2:00		0	48					0				0.0	0	485.0		13,171
	3:00		0	48					0				0.0	0	485.0		13,171
	4:00		0	48					0				0.0	0	485.0		13,171
	5:00		0	48					0				0.0	0	485.0		13,171
	6:00		0	48					0				0.0	0	485.0		13,171
	7:00		0	48					0				0.0	0	485.0		13,171
	8:00								0				0.0	0	485.0		13,171
	9:00								0				0.0	0	485.0		13,171
	10:00								0				0.0	0	485.0		13,171

Flowback by
Supervisor
Operators
Location Phn#

Cardinal Flow Testing
Alan Tayrien
Troy Smith
979-218-6488

Well Name
Operator
Representative

WGV 21-23-697
Williams
Keith Hoffland

							Totals From Below: 0				0 2,375.0			9,393			
Date MM/DD/YYYY	Time hh/mm	Wellhead Data			Separator				Gas Production		Fluid Production			Cumulative Prod		Frac Water	
		Tubing Press Psig	Casing Press Psig	Choke Size Ins.	Static Press. Psig	Diff. INS. H2O	Temp °F	Gas %	Approx. Flowrate MMCF/D	Cum. Volume MMCF	Cond. Prod. BO	Tank Gauge In H2O	Water Prod. BW	Cond. Prod. BO	Water Prod. BW	Pumped (1) BW	Yet To Recover BW
	11:00								0			0.0	0	485.0		13,171	
	12:00								0			0.0	0	485.0		13,171	
	13:00								0			0.0	0	485.0		13,171	
	14:00								0			0.0	0	485.0		13,171	
	15:00								0			0.0	0	485.0		13,171	
	16:00								0			0.0	0	485.0		13,171	
	17:00								0			0.0	0	485.0		13,171	
	18:00		375	32					0			0.0	0	485.0		13,171	
	19:00		50	32					0			60.0	0	545.0		13,111	
	20:00		50	48					0			40.0	0	585.0		13,071	
	21:00		50	48					0			20.0	0	605.0		13,051	
	22:00		50	48					0			20.0	0	625.0		13,031	
	23:00		50	48					0			20.0	0	645.0		13,011	
10/25/07	0:00		150	48					0			50.0	0	695.0		12,961	
	1:00		150	48					0			60.0	0	755.0		12,901	
	2:00		225	32					0			60.0	0	815.0		12,841	
	3:00		225	32					0			70.0	0	885.0		12,771	
	4:00		250	32					0			50.0	0	935.0		12,721	
	5:00		300	32					0			60.0	0	995.0		12,661	
	6:00		300	32					0			60.0	0	1055.0		12,601	
	7:00								0			0.0	0	1055.0		12,601	
	8:00								0			0.0	0	1055.0		12,601	
	9:00								0			0.0	0	1055.0		12,601	
	10:00								0			0.0	0	1055.0		12,601	
	11:00								0			0.0	0	1055.0		12,601	
	12:00								0			0.0	0	1055.0		12,601	
	13:00								0			0.0	0	1055.0		12,601	
	14:00								0			0.0	0	1055.0		12,601	
	15:00	0	400	48					0			0.0	0	1055.0		12,601	
	16:00	0	200	48					0			0.0	0	1055.0		12,601	
	17:00	0	25	48					0			0.0	0	1055.0		12,601	
	18:00	0	100	48					0			15.0	0	1070.0		12,586	
	19:00	0	100	48					0			20.0	0	1090.0		12,566	
	20:00	25	100	48					0			20.0	0	1110.0		12,546	
	21:00	25	50	48					0			10.0	0	1120.0		12,536	
	22:00	150	50	48					0			10.0	0	1130.0		12,526	
	23:00	250	50	48					0			10.0	0	1140.0		12,516	
10/26/07	0:00	250	150	32					0			30.0	0	1170.0		12,486	
	1:00	300	375	32					0			40.0	0	1210.0		12,446	
	2:00	325	450	32					0			40.0	0	1250.0		12,406	
	3:00	300	600	32					0			50.0	0	1300.0		12,356	
	4:00	250	600	32					0			50.0	0	1350.0		12,306	
	5:00	300	600	32					0			50.0	0	1400.0		12,256	
	6:00	300	600	32					0			50.0	0	1450.0		12,206	
	7:00	400	700	32					0			40.0	0	1490.0		12,166	
	8:00	600	850	32					0			30.0	0	1520.0		12,136	
	9:00	650	1,000	32					0			30.0	0	1550.0		12,106	
	10:00	800	1,100	24					0			30.0	0	1580.0		12,076	
	11:00	700	1,200	24					0			40.0	0	1620.0		12,036	

Flowback by
Supervisor
Operators
Location Phn#

Cardinal Flow Testing
Alan Tayrien
Troy Smith
979-218-6488

Well Name
Operator
Representative

WGV 21-23-697
Williams
Keith Hoffland

								Totals From Below: 0						0 2,375.0		9,393	
Date MM/DD/YYYY	Time hh/mm	Wellhead Data			Separator				Gas Production		Fluid Production			Cumulative Prod		Frac Water	
		Tubing Press Psig	Casing Press Psig	Choke Size Ins.	Static Press. Psig	Diff. INS. H2O	Temp °F	Gas %	Approx. Flowrate MMCF/D	Cum. Volume MMCF	Cond. Prod. BO	Tank Gauge In H2O	Water Prod. BW	Cond. Prod. BO	Water Prod. BW	Pumped (1) BW	Yet To Recover BW
	12:00	600	1,250	24					0			40.0	0	1660.0		11,996	
	13:00	425	1,300	24					0			50.0	0	1710.0		11,946	
	14:00	500	1,400	32					0			50.0	0	1760.0		11,896	
	15:00	450	1,450	32					0			40.0	0	1800.0		11,856	
	16:00	575	1,500	32					0			40.0	0	1840.0		11,816	
	17:00	650	1,600	32					0			60.0	0	1900.0		11,756	
	18:00	650	1,650	32					0			50.0	0	1950.0		11,706	
	19:00	650	1,700	32					0			60.0	0	2010.0		11,646	
	20:00	850	1,775	24					0			40.0	0	2050.0		11,606	
	21:00	1,025	1,775	24					0			40.0	0	2090.0		11,566	
	22:00	900	1,800	24					0			30.0	0	2120.0		11,536	
	23:00	750	1,800	24					0			30.0	0	2150.0		11,506	
10/27/07	0:00	800	1,850	24					0			35.0	0	2185.0		11,471	
	1:00	725	1,875	24					0			30.0	0	2215.0		11,441	
	2:00	900	1,875	24					0			35.0	0	2250.0		11,406	
	3:00	900	1,875	24					0			35.0	0	2285.0		11,371	
	4:00	900	1,900	24					0			30.0	0	2315.0		11,341	
	5:00	1,000	1,900	24					0			30.0	0	2345.0		11,311	
	6:00	1,000	1,900	24					0			30.0	0	2375.0		11,281	
	7:00								0			0.0	0	2375.0		11,281	
	8:00								0			0.0	0	2375.0		11,281	
	9:00								0			0.0	0	2375.0		11,281	
	10:00								0			0.0	0	2375.0		11,281	
	11:00								0			0.0	0	2375.0		11,281	
	12:00								0			0.0	0	2375.0		11,281	
	13:00								0			0.0	0	2375.0		11,281	
	14:00								0			0.0	0	2375.0		11,281	
	15:00								0			0.0	0	2375.0		11,281	
	16:00								0			0.0	0	2375.0		11,281	
	17:00								0			0.0	0	2375.0		11,281	
	18:00								0			0.0	0	2375.0		11,281	
	19:00								0			0.0	0	2375.0		11,281	
	20:00								0			0.0	0	2375.0		11,281	
	21:00								0			0.0	0	2375.0		11,281	
	22:00								0			0.0	0	2375.0		11,281	
	23:00								0			0.0	0	2375.0		11,281	
10/28/07	0:00								0			0.0	0	2375.0		11,281	
	1:00								0			0.0	0	2375.0		11,281	
	2:00								0			0.0	0	2375.0		11,281	
	3:00								0			0.0	0	2375.0		11,281	
	4:00								0			0.0	0	2375.0		11,281	
	5:00								0			0.0	0	2375.0		11,281	
	6:00								0			0.0	0	2375.0		11,281	
	7:00								0			0.0	0	2375.0		11,281	
	8:00								0			0.0	0	2375.0		11,281	
	9:00								0			0.0	0	2375.0		11,281	
	10:00								0			0.0	0	2375.0		11,281	
	11:00								0			0.0	0	2375.0		11,281	
	12:00								0			0.0	0	2375.0		11,281	

Flowback by
Supervisor
Operators
Location Phn#

Cardinal Flow Testing
Alan Tayrien
Troy Smith
979-218-6488

Well Name
Operator
Representative

WGV 21-23-697
Williams
Keith Hoffland

								Totals From Below: 0						0 2,375.0		9,393	
Date MM/DD/YYYY	Time hh/mm	Wellhead Data			Separator				Gas Production		Fluid Production			Cumulative Prod		Frac Water	
		Tubing Press Psig	Casing Press Psig	Choke Size Ins.	Static Press. Psig	Diff. INS. H2O	Temp °F	Gas %	Approx. Flowrate MMCF/D	Cum. Volume MMCF	Cond. Prod. BO	Tank Gauge In H2O	Water Prod. BW	Cond. Prod. BO	Water Prod. BW	Pumped (1) BW	Yet To Recover BW
	13:00								0			0.0	0	2375.0		11,281	
	14:00								0			0.0	0	2375.0		11,281	
	15:00								0			0.0	0	2375.0		11,281	
	16:00								0			0.0	0	2375.0		11,281	
	17:00								0			0.0	0	2375.0		11,281	
	18:00								0			0.0	0	2375.0		11,281	
	19:00								0			0.0	0	2375.0		11,281	
	20:00								0			0.0	0	2375.0		11,281	
	21:00								0			0.0	0	2375.0		11,281	
	22:00								0			0.0	0	2375.0		11,281	
	23:00								0			0.0	0	2375.0		11,281	
10/29/07	0:00								0			0.0	0	2375.0		11,281	
	1:00								0			0.0	0	2375.0		11,281	
	2:00								0			0.0	0	2375.0		11,281	
	3:00								0			0.0	0	2375.0		11,281	
	4:00								0			0.0	0	2375.0		11,281	
	5:00								0			0.0	0	2375.0		11,281	
	6:00								0			0.0	0	2375.0		11,281	
	7:00								0			0.0	0	2375.0		11,281	
	8:00								0			0.0	0	2375.0		11,281	
	9:00								0			0.0	0	2375.0		11,281	
	10:00								0			0.0	0	2375.0		11,281	
	11:00								0			0.0	0	2375.0		11,281	
	12:00								0			0.0	0	2375.0		11,281	
	13:00								0			0.0	0	2375.0		11,281	
	14:00								0			0.0	0	2375.0		11,281	
	15:00								0			0.0	0	2375.0		11,281	
	16:00								0			0.0	0	2375.0		11,281	
	17:00								0			0.0	0	2375.0		11,281	
	18:00								0			0.0	0	2375.0		11,281	
	19:00								0			0.0	0	2375.0		11,281	
	20:00								0			0.0	0	2375.0		11,281	
	21:00								0			0.0	0	2375.0		11,281	
	22:00								0			0.0	0	2375.0		11,281	
	23:00								0			0.0	0	2375.0		11,281	
10/30/07	0:00								0			0.0	0	2375.0		11,281	
	1:00								0			0.0	0	2375.0		11,281	
	2:00								0			0.0	0	2375.0		11,281	
	3:00								0			0.0	0	2375.0		11,281	
	4:00								0			0.0	0	2375.0		11,281	
	5:00								0			0.0	0	2375.0		11,281	
	6:00								0			0.0	0	2375.0		11,281	
	7:00								0			0.0	0	2375.0		11,281	
	8:00								0			0.0	0	2375.0		11,281	
	9:00								0			0.0	0	2375.0		11,281	
	10:00								0			0.0	0	2375.0		11,281	
	11:00								0			0.0	0	2375.0		11,281	
	12:00								0			0.0	0	2375.0		11,281	
	13:00								0			0.0	0	2375.0		11,281	

Flowback by
Supervisor
Operators
Location Phn#

Cardinal Flow Testing
Alan Tayrien
Troy Smith
979-218-6488

Well Name
Operator
Representative

WGV 21-23-697
Williams
Keith Hoffland

								Totals From Below: 0						0 2,375.0		9,393	
Date	Time	Wellhead Data			Separator				Gas Production		Fluid Production			Cumulative Prod		Frac Water	
MM/DD/YYYY	hh/mm	Tubing Press Psig	Casing Press Psig	Choke Size Ins.	Static Press. Psig	Diff. INS. H2O	Temp °F	Gas %	Approx. Flowrate MMCF/D	Cum. Volume MMCF	Cond. Prod. BO	Tank Gauge In H2O	Water Prod. BW	Cond. Prod. BO	Water Prod. BW	Pumped (1) BW	Yet To Recover BW
	14:00									0			0.0	0	2375.0		11,281
	15:00									0			0.0	0	2375.0		11,281
	16:00									0			0.0	0	2375.0		11,281
	17:00									0			0.0	0	2375.0		11,281
	18:00									0			0.0	0	2375.0		11,281
	19:00									0			0.0	0	2375.0		11,281
	20:00									0			0.0	0	2375.0		11,281
	21:00									0			0.0	0	2375.0		11,281
	22:00									0			0.0	0	2375.0		11,281
	23:00									0			0.0	0	2375.0		11,281
10/31/07	0:00									0			0.0	0	2375.0		11,281
	1:00									0			0.0	0	2375.0		11,281
	2:00									0			0.0	0	2375.0		11,281
	3:00									0			0.0	0	2375.0		11,281
	4:00									0			0.0	0	2375.0		11,281
	5:00									0			0.0	0	2375.0		11,281
	6:00									0			0.0	0	2375.0		11,281
	7:00									0			0.0	0	2375.0		11,281
	8:00									0			0.0	0	2375.0		11,281
	9:00									0			0.0	0	2375.0		11,281
	10:00									0			0.0	0	2375.0		11,281
	11:00									0			0.0	0	2375.0		11,281
	12:00									0			0.0	0	2375.0		11,281
	13:00									0			0.0	0	2375.0		11,281
	14:00									0			0.0	0	2375.0		11,281
	15:00									0			0.0	0	2375.0		11,281
	16:00									0			0.0	0	2375.0		11,281
	17:00									0			0.0	0	2375.0		11,281
	18:00									0			0.0	0	2375.0		11,281
	19:00									0			0.0	0	2375.0		11,281
	20:00									0			0.0	0	2375.0		11,281
	21:00									0			0.0	0	2375.0		11,281
	22:00									0			0.0	0	2375.0		11,281
	23:00									0			0.0	0	2375.0		11,281
11/01/07	0:00									0			0.0	0	2375.0		11,281
	1:00									0			0.0	0	2375.0		11,281
	2:00									0			0.0	0	2375.0		11,281
	3:00									0			0.0	0	2375.0		11,281
	4:00									0			0.0	0	2375.0		11,281
	5:00									0			0.0	0	2375.0		11,281
	6:00									0			0.0	0	2375.0		11,281
	7:00									0			0.0	0	2375.0		11,281
	8:00									0			0.0	0	2375.0		11,281
	9:00									0			0.0	0	2375.0		11,281
	10:00									0			0.0	0	2375.0		11,281
	11:00									0			0.0	0	2375.0		11,281
	12:00									0			0.0	0	2375.0		11,281
	13:00									0			0.0	0	2375.0		11,281
	14:00									0			0.0	0	2375.0		11,281

Flowback by
Supervisor
Operators
Location Phn#

Cardinal Flow Testing
Alan Tayrien
Troy Smith
979-218-6488

Well Name
Operator
Representative

WGV 21-23-697
Williams
Keith Hoffland

								Totals From Below: 0						0 2,375.0		9,393	
Date MM/DD/YYYY	Time hh/mm	Wellhead Data			Separator				Gas Production		Fluid Production			Cumulative Prod		Frac Water	
		Tubing Press Psig	Casing Press Psig	Choke Size Ins.	Static Press. Psig	Diff. INS. H2O	Temp °F	Gas %	Approx. Flowrate MMCF/D	Cum. Volume MMCF	Cond. Prod. BO	Tank Gauge In H2O	Water Prod. BW	Cond. Prod. BO	Water Prod. BW	Pumped (1) BW	Yet To Recover BW
	15:00								0			0.0	0	2375.0		11,281	
	16:00								0			0.0	0	2375.0		11,281	
	17:00								0			0.0	0	2375.0		11,281	
	18:00								0			0.0	0	2375.0		11,281	
	19:00								0			0.0	0	2375.0		11,281	
	20:00								0			0.0	0	2375.0		11,281	
	21:00								0			0.0	0	2375.0		11,281	
	22:00								0			0.0	0	2375.0		11,281	
	23:00								0			0.0	0	2375.0		11,281	
11/02/07	0:00								0			0.0	0	2375.0		11,281	
	1:00								0			0.0	0	2375.0		11,281	
	2:00								0			0.0	0	2375.0		11,281	
	3:00								0			0.0	0	2375.0		11,281	
	4:00								0			0.0	0	2375.0		11,281	
	5:00								0			0.0	0	2375.0		11,281	
	6:00								0			0.0	0	2375.0		11,281	
	7:00								0			0.0	0	2375.0		11,281	
	8:00								0			0.0	0	2375.0		11,281	
	9:00								0			0.0	0	2375.0		11,281	
	10:00								0			0.0	0	2375.0		11,281	
	11:00								0			0.0	0	2375.0		11,281	
	12:00								0			0.0	0	2375.0		11,281	
	13:00								0			0.0	0	2375.0		11,281	
	14:00								0			0.0	0	2375.0		11,281	
	15:00								0			0.0	0	2375.0		11,281	
	16:00								0			0.0	0	2375.0		11,281	
	17:00								0			0.0	0	2375.0		11,281	
	18:00								0			0.0	0	2375.0		11,281	
	19:00								0			0.0	0	2375.0		11,281	
	20:00								0			0.0	0	2375.0		11,281	
	21:00								0			0.0	0	2375.0		11,281	
	22:00								0			0.0	0	2375.0		11,281	
	23:00								0			0.0	0	2375.0		11,281	
11/03/07	0:00								0			0.0	0	2375.0		11,281	
	1:00								0			0.0	0	2375.0		11,281	
	2:00								0			0.0	0	2375.0		11,281	
	3:00								0			0.0	0	2375.0		11,281	
	4:00								0			0.0	0	2375.0		11,281	
	5:00								0			0.0	0	2375.0		11,281	
	6:00								0			0.0	0	2375.0		11,281	
	7:00								0			0.0	0	2375.0		11,281	
	8:00								0			0.0	0	2375.0		11,281	
	9:00								0			0.0	0	2375.0		11,281	
	10:00								0			0.0	0	2375.0		11,281	
	11:00								0			0.0	0	2375.0		11,281	
	12:00								0			0.0	0	2375.0		11,281	
	13:00								0			0.0	0	2375.0		11,281	
	14:00								0			0.0	0	2375.0		11,281	
	15:00								0			0.0	0	2375.0		11,281	

Flowback by
Supervisor
Operators
Location Phn#

Cardinal Flow Testing
Alan Tayrien
Troy Smith
979-218-6488

Well Name
Operator
Representative

WGV 21-23-697
Williams
Keith Hoffland

		Totals From Below: 0											0 2,375.0		9,393		
Date MM/DD/YYYY	Time hh/mm	Wellhead Data			Separator				Gas Production		Fluid Production			Cumulative Prod		Frac Water	
		Tubing Press Psig	Casing Press Psig	Choke Size Ins.	Static Press. Psig	Diff. INS. H2O	Temp °F	Gas %	Approx. Flowrate MMCF/D	Cum. Volume MMCF	Cond. Prod. BO	Tank Gauge In H2O	Water Prod. BW	Cond. Prod. BO	Water Prod. BW	Pumped (1) BW	Yet To Recover BW
	16:00								0			0.0	0	2375.0		11,281	
	17:00								0			0.0	0	2375.0		11,281	
	18:00								0			0.0	0	2375.0		11,281	
	19:00								0			0.0	0	2375.0		11,281	
	20:00								0			0.0	0	2375.0		11,281	
	21:00								0			0.0	0	2375.0		11,281	
	22:00								0			0.0	0	2375.0		11,281	
	23:00								0			0.0	0	2375.0		11,281	
11/04/07	0:00								0			0.0	0	2375.0		11,281	
	1:00								0			0.0	0	2375.0		11,281	
	2:00								0			0.0	0	2375.0		11,281	
	3:00								0			0.0	0	2375.0		11,281	
	4:00								0			0.0	0	2375.0		11,281	
	5:00								0			0.0	0	2375.0		11,281	
	6:00								0			0.0	0	2375.0		11,281	
	7:00								0			0.0	0	2375.0		11,281	
	8:00								0			0.0	0	2375.0		11,281	
	9:00								0			0.0	0	2375.0		11,281	
	10:00								0			0.0	0	2375.0		11,281	
	11:00								0			0.0	0	2375.0		11,281	
	12:00								0			0.0	0	2375.0		11,281	
	13:00								0			0.0	0	2375.0		11,281	
	14:00								0			0.0	0	2375.0		11,281	
	15:00								0			0.0	0	2375.0		11,281	
	16:00								0			0.0	0	2375.0		11,281	
	17:00								0			0.0	0	2375.0		11,281	
	18:00								0			0.0	0	2375.0		11,281	
	19:00								0			0.0	0	2375.0		11,281	
	20:00								0			0.0	0	2375.0		11,281	
	21:00								0			0.0	0	2375.0		11,281	
	22:00								0			0.0	0	2375.0		11,281	
	23:00								0			0.0	0	2375.0		11,281	
11/05/07	0:00								0			0.0	0	2375.0		11,281	
	1:00								0			0.0	0	2375.0		11,281	
	2:00								0			0.0	0	2375.0		11,281	
	3:00								0			0.0	0	2375.0		11,281	
	4:00								0			0.0	0	2375.0		11,281	
	5:00								0			0.0	0	2375.0		11,281	
	6:00								0			0.0	0	2375.0		11,281	
	7:00								0			0.0	0	2375.0		11,281	
	8:00								0			0.0	0	2375.0		11,281	
	9:00								0			0.0	0	2375.0		11,281	
	10:00								0			0.0	0	2375.0		11,281	
	11:00								0			0.0	0	2375.0		11,281	
	12:00								0			0.0	0	2375.0		11,281	
	13:00								0			0.0	0	2375.0		11,281	
	14:00								0			0.0	0	2375.0		11,281	
	15:00								0			0.0	0	2375.0		11,281	
	16:00								0			0.0	0	2375.0		11,281	

Flowback by
Supervisor
Operators
Location Phn#

Cardinal Flow Testing
Alan Tayrien
Troy Smith
979-218-6488

Well Name
Operator
Representative

WGV 21-23-697
Williams
Keith Hoffland

		Totals From Below: 0											0 2,375.0		9,393		
Date MM/DD/YYYY	Time hh/mm	Wellhead Data			Separator				Gas Production		Fluid Production			Cumulative Prod		Frac Water	
		Tubing Press Psig	Casing Press Psig	Choke Size Ins.	Static Press. Psig	Diff. INS. H2O	Temp °F	Gas %	Approx. Flowrate MMCF/D	Cum. Volume MMCF	Cond. Prod. BO	Tank Gauge In H2O	Water Prod. BW	Cond. Prod. BO	Water Prod. BW	Pumped (1) BW	Yet To Recover BW
	17:00								0			0.0	0	2375.0		11,281	
	18:00								0			0.0	0	2375.0		11,281	
	19:00								0			0.0	0	2375.0		11,281	
	20:00								0			0.0	0	2375.0		11,281	
	21:00								0			0.0	0	2375.0		11,281	
	22:00								0			0.0	0	2375.0		11,281	
	23:00								0			0.0	0	2375.0		11,281	
11/06/07	0:00								0			0.0	0	2375.0		11,281	
	1:00								0			0.0	0	2375.0		11,281	
	2:00								0			0.0	0	2375.0		11,281	
	3:00								0			0.0	0	2375.0		11,281	
	4:00								0			0.0	0	2375.0		11,281	
	5:00								0			0.0	0	2375.0		11,281	
	6:00								0			0.0	0	2375.0		11,281	
	7:00								0			0.0	0	2375.0		11,281	
	8:00								0			0.0	0	2375.0		11,281	
	9:00								0			0.0	0	2375.0		11,281	
	10:00								0			0.0	0	2375.0		11,281	
	11:00								0			0.0	0	2375.0		11,281	
	12:00								0			0.0	0	2375.0		11,281	
	13:00								0			0.0	0	2375.0		11,281	
	14:00								0			0.0	0	2375.0		11,281	
	15:00								0			0.0	0	2375.0		11,281	
	16:00								0			0.0	0	2375.0		11,281	
	17:00								0			0.0	0	2375.0		11,281	
	18:00								0			0.0	0	2375.0		11,281	
	19:00								0			0.0	0	2375.0		11,281	
	20:00								0			0.0	0	2375.0		11,281	
	21:00								0			0.0	0	2375.0		11,281	
	22:00								0			0.0	0	2375.0		11,281	
	23:00								0			0.0	0	2375.0		11,281	
11/07/07	0:00								0			0.0	0	2375.0		11,281	
	1:00								0			0.0	0	2375.0		11,281	
	2:00								0			0.0	0	2375.0		11,281	
	3:00								0			0.0	0	2375.0		11,281	
	4:00								0			0.0	0	2375.0		11,281	
	5:00								0			0.0	0	2375.0		11,281	
	6:00								0			0.0	0	2375.0		11,281	
	7:00								0			0.0	0	2375.0		11,281	
	8:00								0			0.0	0	2375.0		11,281	
	9:00								0			0.0	0	2375.0		11,281	
	10:00								0			0.0	0	2375.0		11,281	
	11:00								0			0.0	0	2375.0		11,281	
	12:00								0			0.0	0	2375.0		11,281	
	13:00								0			0.0	0	2375.0		11,281	
	14:00								0			0.0	0	2375.0		11,281	
	15:00								0			0.0	0	2375.0		11,281	
	16:00								0			0.0	0	2375.0		11,281	
	17:00								0			0.0	0	2375.0		11,281	

Flowback by **Cardinal Flow Testing**
Supervisor **Alan Tayrien**
Operators **Troy Smith**
Location Phn# **979-218-6488**

Well Name **WGV 21-23-697**
Operator **Williams**
Representative **Keith Hoffland**

								Totals From Below: 0						0 2,375.0		9,393	
Date	Time	Wellhead Data			Separator				Gas Production		Fluid Production			Cumulative Prod		Frac Water	
MM/DD/YYYY	hh/mm	Tubing Press Psig	Casing Press Psig	Choke Size Ins.	Static Press. Psig	Diff. INS. H2O	Temp °F	Gas %	Approx. Flowrate MMCF/D	Cum. Volume MMCF	Cond. Prod. BO	Tank Gauge In H2O	Water Prod. BW	Cond. Prod. BO	Water Prod. BW	Pumped (1) BW	Yet To Recover BW
	18:00									0			0.0	0	2375.0		11,281
	19:00									0			0.0	0	2375.0		11,281
	20:00									0			0.0	0	2375.0		11,281
	21:00									0			0.0	0	2375.0		11,281
	22:00									0			0.0	0	2375.0		11,281
	23:00									0			0.0	0	2375.0		11,281

Flowback by
Supervisor
Operators
Location Phn#

Cardinal Flow Testing
Alan Tayrien
Joshua Hall
979-218-6488

Well Name
Operator
Representative

WGV 21-23-697
Williams
Keith Hoffland

								Totals From Below: 46,706						0 3,618.0		9,393	
Date MM/DD/YYYY	Time hh/mm	Wellhead Data			Separator				Gas Production		Fluid Production			Cumulative Prod		Frac Water	
		Tubing Press Psig	Casing Press Psig	Choke Size Ins.	Static Press. Psig	Diff. INS. H2O	Temp °F	Gas %	Approx. Flowrate MMCF/D	Cum. Volume MMCF	Cond. Prod. BO	Tank Gauge In H2O	Water Prod. BW	Cond. Prod. BO	Water Prod. BW	Pumped (1) BW	Yet To Recover BW
10/18/07	7:00								0			0.0	0	0.0		0	
	8:00								0			0.0	0	0.0		0	
	9:00								0			0.0	0	0.0		0	
	10:00								0			0.0	0	0.0		0	
	11:00								0			0.0	0	0.0		0	
	12:00								0			0.0	0	0.0		0	
	13:00								0			0.0	0	0.0		0	
	14:00								0			0.0	0	0.0		0	
	15:00								0			0.0	0	0.0		0	
	16:00		650	24					0			0.0	0	0.0	4,263	4,263	
	17:00		475	24					0			75.0	0	75.0		4,188	
	18:00		400	24					0			60.0	0	135.0		4,128	
	19:00		375	24					0			40.0	0	175.0		4,088	
	20:00		350	24					0			30.0	0	205.0		4,058	
	21:00		250	32					0			30.0	0	235.0		4,028	
	22:00		225	32					0			20.0	0	255.0		4,008	
	23:00		200	48					0			20.0	0	275.0		3,988	
10/19/07	0:00		150	48					0			20.0	0	295.0		3,968	
	1:00		100	48					0			20.0	0	315.0		3,948	
	2:00		100	48					0			10.0	0	325.0		3,938	
	3:00		100	48					0			10.0	0	335.0		3,928	
	4:00		75	48					0			10.0	0	345.0		3,918	
	5:00		50	48					0			10.0	0	355.0		3,908	
	6:00		50	48					0			10.0	0	365.0		3,898	
	7:00								0			0.0	0	365.0		3,898	
	8:00								0			0.0	0	365.0		3,898	
	9:00								0			0.0	0	365.0		3,898	
	10:00								0			0.0	0	365.0		3,898	
	11:00								0			0.0	0	365.0		3,898	
	12:00								0			0.0	0	365.0		3,898	
	13:00								0			0.0	0	365.0		3,898	
	14:00								0			0.0	0	365.0		3,898	
	15:00								0			0.0	0	365.0		3,898	
	16:00								0			0.0	0	365.0		3,898	
	17:00								0			0.0	0	365.0	9,393	13,291	
	18:00		0	48					0			0.0	0	365.0		13,291	
	19:00		0	48					0			0.0	0	365.0		13,291	
	20:00		0	48					0			0.0	0	365.0		13,291	
	21:00		0	48					0			0.0	0	365.0		13,291	
	22:00		0	48					0			0.0	0	365.0		13,291	
	23:00		0	48					0			0.0	0	365.0		13,291	
10/20/07	0:00		0	48					0			0.0	0	365.0		13,291	
	1:00		0	48					0			0.0	0	365.0		13,291	
	2:00		0	48					0			0.0	0	365.0		13,291	
	3:00		0	48					0			0.0	0	365.0		13,291	
	4:00		0	48					0			0.0	0	365.0		13,291	
	5:00		0	48					0			0.0	0	365.0		13,291	
	6:00		0	48					0			0.0	0	365.0		13,291	
	7:00		0	48					0			0.0	0	365.0		13,291	
	8:00		0	48					0			0.0	0	365.0		13,291	

Flowback by
Supervisor
Operators
Location Phn#

Cardinal Flow Testing
Alan Tayrien
Joshua Hall
979-218-6488

Well Name
Operator
Representative

WGV 21-23-697
Williams
Keith Hoffland

								Totals From Below: 46,706						0 3,618.0		9,393	
Date MM/DD/YYYY	Time hh/mm	Wellhead Data			Separator				Gas Production		Fluid Production			Cumulative Prod		Frac Water	
		Tubing Press Psig	Casing Press Psig	Choke Size Ins.	Static Press. Psig	Diff. INS. H2O	Temp °F	Gas %	Approx. Flowrate MMCF/D	Cum. Volume MMCF	Cond. Prod. BO	Tank Gauge In H2O	Water Prod. BW	Cond. Prod. BO	Water Prod. BW	Pumped (1) BW	Yet To Recover BW
	9:00		0	48					0			0.0	0	365.0		13,291	
	10:00		0	48					0			0.0	0	365.0		13,291	
	11:00		0	48					0			0.0	0	365.0		13,291	
	12:00		0	48					0			0.0	0	365.0		13,291	
	13:00		0	48					0			0.0	0	365.0		13,291	
	14:00		0	48					0			0.0	0	365.0		13,291	
	15:00		0	48					0			0.0	0	365.0		13,291	
	16:00		0	48					0			0.0	0	365.0		13,291	
	17:00		0	48					0			0.0	0	365.0		13,291	
	18:00		0	48					0			0.0	0	365.0		13,291	
	19:00		0	48					0			0.0	0	365.0		13,291	
	20:00		0	48					0			0.0	0	365.0		13,291	
	21:00		0	48					0			0.0	0	365.0		13,291	
	22:00		0	48					0			0.0	0	365.0		13,291	
	23:00		0	48					0			0.0	0	365.0		13,291	
10/21/07	0:00		0	48					0			0.0	0	365.0		13,291	
	1:00		0	48					0			0.0	0	365.0		13,291	
	2:00		0	48					0			0.0	0	365.0		13,291	
	3:00		0	48					0			0.0	0	365.0		13,291	
	4:00		0	48					0			0.0	0	365.0		13,291	
	5:00		0	48					0			0.0	0	365.0		13,291	
	6:00		0	48					0			0.0	0	365.0		13,291	
	7:00		0	48					0			0.0	0	365.0		13,291	
	8:00		0	48					0			0.0	0	365.0		13,291	
	9:00		0	48					0			0.0	0	365.0		13,291	
	10:00		0	48					0			0.0	0	365.0		13,291	
	11:00		0	48					0			0.0	0	365.0		13,291	
	12:00		0	48					0			0.0	0	365.0		13,291	
	13:00		0	48					0			0.0	0	365.0		13,291	
	14:00		0	48					0			0.0	0	365.0		13,291	
	15:00		0	48					0			0.0	0	365.0		13,291	
	16:00		0	48					0			0.0	0	365.0		13,291	
	17:00		0	48					0			0.0	0	365.0		13,291	
	18:00		0	48					0			0.0	0	365.0		13,291	
	19:00		0	48					0			0.0	0	365.0		13,291	
	20:00		0	48					0			0.0	0	365.0		13,291	
	21:00		0	48					0			0.0	0	365.0		13,291	
	22:00		0	48					0			0.0	0	365.0		13,291	
	23:00		0	48					0			0.0	0	365.0		13,291	
10/22/07	0:00		0	48					0			0.0	0	365.0		13,291	
	1:00		0	48					0			0.0	0	365.0		13,291	
	2:00		0	48					0			0.0	0	365.0		13,291	
	3:00		0	48					0			0.0	0	365.0		13,291	
	4:00		0	48					0			0.0	0	365.0		13,291	
	5:00		0	48					0			0.0	0	365.0		13,291	
	6:00		0	48					0			0.0	0	365.0		13,291	
	7:00		0	48					0			0.0	0	365.0		13,291	
	8:00								0			0.0	0	365.0		13,291	
	9:00								0			0.0	0	365.0		13,291	

Flowback by
Supervisor
Operators
Location Phn#

Cardinal Flow Testing
Alan Tayrien
Joshua Hall
979-218-6488

Well Name
Operator
Representative

WGV 21-23-697
Williams
Keith Hoffland

								Totals From Below: 46,706						0 3,618.0		9,393	
Date MM/DD/YYYY	Time hh/mm	Wellhead Data			Separator				Gas Production		Fluid Production			Cumulative Prod		Frac Water	
		Tubing Press Psig	Casing Press Psig	Choke Size Ins.	Static Press. Psig	Diff. INS. H2O	Temp °F	Gas %	Approx. Flowrate MMCF/D	Cum. Volume MMCF	Cond. Prod. BO	Tank Gauge In H2O	Water Prod. BW	Cond. Prod. BO	Water Prod. BW	Pumped (1) BW	Yet To Recover BW
	10:00								0			0.0	0	365.0		13,291	
	11:00								0			0.0	0	365.0		13,291	
	12:00								0			0.0	0	365.0		13,291	
	13:00								0			0.0	0	365.0		13,291	
	14:00								0			0.0	0	365.0		13,291	
	15:00								0			0.0	0	365.0		13,291	
	16:00								0			0.0	0	365.0		13,291	
	17:00								0			0.0	0	365.0		13,291	
	18:00								0			0.0	0	365.0		13,291	
	19:00								0			0.0	0	365.0		13,291	
	20:00								0			0.0	0	365.0		13,291	
	21:00								0			0.0	0	365.0		13,291	
	22:00								0			0.0	0	365.0		13,291	
	23:00								0			0.0	0	365.0		13,291	
10/23/07	0:00								0			0.0	0	365.0		13,291	
	1:00								0			0.0	0	365.0		13,291	
	2:00								0			0.0	0	365.0		13,291	
	3:00								0			0.0	0	365.0		13,291	
	4:00								0			0.0	0	365.0		13,291	
	5:00								0			0.0	0	365.0		13,291	
	6:00								0			0.0	0	365.0		13,291	
	7:00								0			0.0	0	365.0		13,291	
	8:00								0			0.0	0	365.0		13,291	
	9:00								0			0.0	0	365.0		13,291	
	10:00								0			0.0	0	365.0		13,291	
	11:00								0			0.0	0	365.0		13,291	
	12:00								0			0.0	0	365.0		13,291	
	13:00								0			0.0	0	365.0		13,291	
	14:00								0			0.0	0	365.0		13,291	
	15:00								0			0.0	0	365.0		13,291	
	16:00		325	32					0			0.0	0	365.0		13,291	
	17:00		250	32					0			50.0	0	415.0		13,241	
	18:00		200	32					0			40.0	0	455.0		13,201	
	19:00		25	48					0			20.0	0	475.0		13,181	
	20:00		25	48					0			10.0	0	485.0		13,171	
	21:00		0	48					0			0.0	0	485.0		13,171	
	22:00		0	48					0			0.0	0	485.0		13,171	
	23:00		0	48					0			0.0	0	485.0		13,171	
10/24/07	0:00		0	48					0			0.0	0	485.0		13,171	
	1:00		0	48					0			0.0	0	485.0		13,171	
	2:00		0	48					0			0.0	0	485.0		13,171	
	3:00		0	48					0			0.0	0	485.0		13,171	
	4:00		0	48					0			0.0	0	485.0		13,171	
	5:00		0	48					0			0.0	0	485.0		13,171	
	6:00		0	48					0			0.0	0	485.0		13,171	
	7:00		0	48					0			0.0	0	485.0		13,171	
	8:00								0			0.0	0	485.0		13,171	
	9:00								0			0.0	0	485.0		13,171	
	10:00								0			0.0	0	485.0		13,171	

Flowback by
Supervisor
Operators
Location Phn#

Cardinal Flow Testing
Alan Tayrien
Joshua Hall
979-218-6488

Well Name
Operator
Representative

WGV 21-23-697
Williams
Keith Hoffland

							Totals From Below: 46,706							0 3,618.0		9,393	
Date MM/DD/YYYY	Time hh/mm	Wellhead Data			Separator				Gas Production		Fluid Production			Cumulative Prod		Frac Water	
		Tubing Press Psig	Casing Press Psig	Choke Size Ins.	Static Press. Psig	Diff. INS. H2O	Temp °F	Gas %	Approx. Flowrate MMCF/D	Cum. Volume MMCF	Cond. Prod. BO	Tank Gauge In H2O	Water Prod. BW	Cond. Prod. BO	Water Prod. BW	Pumped (1) BW	Yet To Recover BW
	11:00								0				0.0	0	485.0		13,171
	12:00								0				0.0	0	485.0		13,171
	13:00								0				0.0	0	485.0		13,171
	14:00								0				0.0	0	485.0		13,171
	15:00								0				0.0	0	485.0		13,171
	16:00								0				0.0	0	485.0		13,171
	17:00								0				0.0	0	485.0		13,171
	18:00		375	32					0				0.0	0	485.0		13,171
	19:00		50	32					0				60.0	0	545.0		13,111
	20:00		50	48					0				40.0	0	585.0		13,071
	21:00		50	48					0				20.0	0	605.0		13,051
	22:00		50	48					0				20.0	0	625.0		13,031
	23:00		50	48					0				20.0	0	645.0		13,011
10/25/07	0:00		150	48					0				50.0	0	695.0		12,961
	1:00		150	48					0				60.0	0	755.0		12,901
	2:00		225	32					0				60.0	0	815.0		12,841
	3:00		225	32					0				70.0	0	885.0		12,771
	4:00		250	32					0				50.0	0	935.0		12,721
	5:00		300	32					0				60.0	0	995.0		12,661
	6:00		300	32					0				60.0	0	1055.0		12,601
	7:00								0				0.0	0	1055.0		12,601
	8:00								0				0.0	0	1055.0		12,601
	9:00								0				0.0	0	1055.0		12,601
	10:00								0				0.0	0	1055.0		12,601
	11:00								0				0.0	0	1055.0		12,601
	12:00								0				0.0	0	1055.0		12,601
	13:00								0				0.0	0	1055.0		12,601
	14:00								0				0.0	0	1055.0		12,601
	15:00	0	400	48					0				0.0	0	1055.0		12,601
	16:00	0	200	48					0				0.0	0	1055.0		12,601
	17:00	0	25	48					0				0.0	0	1055.0		12,601
	18:00	0	100	48					0				15.0	0	1070.0		12,586
	19:00	0	100	48					0				20.0	0	1090.0		12,566
	20:00	25	100	48					0				20.0	0	1110.0		12,546
	21:00	25	50	48					0				10.0	0	1120.0		12,536
	22:00	150	50	48					0				10.0	0	1130.0		12,526
	23:00	250	50	48					0				10.0	0	1140.0		12,516
10/26/07	0:00	250	150	32					0				30.0	0	1170.0		12,486
	1:00	300	375	32					0				40.0	0	1210.0		12,446
	2:00	325	450	32					0				40.0	0	1250.0		12,406
	3:00	300	600	32					0				50.0	0	1300.0		12,356
	4:00	250	600	32					0				50.0	0	1350.0		12,306
	5:00	300	600	32					0				50.0	0	1400.0		12,256
	6:00	300	600	32					0				50.0	0	1450.0		12,206
	7:00	400	700	32					0				40.0	0	1490.0		12,166
	8:00	600	850	32					0				30.0	0	1520.0		12,136
	9:00	650	1,000	32					0				30.0	0	1550.0		12,106
	10:00	800	1,100	24					0				30.0	0	1580.0		12,076
	11:00	700	1,200	24					0				40.0	0	1620.0		12,036

Flowback by
Supervisor
Operators
Location Phn#

Cardinal Flow Testing
Alan Tayrien
Joshua Hall
979-218-6488

Well Name
Operator
Representative

WGV 21-23-697
Williams
Keith Hoffland

		Totals From Below: 46,706											0	3,618.0	9,393		
Date MM/DD/YYYY	Time hh/mm	Wellhead Data			Separator				Gas Production		Fluid Production			Cumulative Prod		Frac Water	
		Tubing Press Psig	Casing Press Psig	Choke Size Ins.	Static Press. Psig	Diff. INS. H2O	Temp °F	Gas %	Approx. Flowrate MMCF/D	Cum. Volume MMCF	Cond. Prod. BO	Tank Gauge In H2O	Water Prod. BW	Cond. Prod. BO	Water Prod. BW	Pumped (1) BW	Yet To Recover BW
	12:00	600	1,250	24					0			40.0	0	1660.0		11,996	
	13:00	425	1,300	24					0			50.0	0	1710.0		11,946	
	14:00	500	1,400	32					0			50.0	0	1760.0		11,896	
	15:00	450	1,450	32					0			40.0	0	1800.0		11,856	
	16:00	575	1,500	32					0			40.0	0	1840.0		11,816	
	17:00	650	1,600	32					0			60.0	0	1900.0		11,756	
	18:00	650	1,650	32					0			50.0	0	1950.0		11,706	
	19:00	650	1,700	32					0			60.0	0	2010.0		11,646	
	20:00	850	1,775	24					0			40.0	0	2050.0		11,606	
	21:00	1,025	1,775	24					0			40.0	0	2090.0		11,566	
	22:00	900	1,800	24					0			30.0	0	2120.0		11,536	
	23:00	750	1,800	24					0			30.0	0	2150.0		11,506	
10/27/07	0:00	800	1,850	24					0			35.0	0	2185.0		11,471	
	1:00	725	1,875	24					0			30.0	0	2215.0		11,441	
	2:00	900	1,875	24					0			35.0	0	2250.0		11,406	
	3:00	900	1,875	24					0			35.0	0	2285.0		11,371	
	4:00	900	1,900	24					0			30.0	0	2315.0		11,341	
	5:00	1,000	1,900	24					0			30.0	0	2345.0		11,311	
	6:00	1,000	1,900	24					0			30.0	0	2375.0		11,281	
	7:00	1,000	1,925	24					0			40.0	0	2415.0		11,241	
	8:00	1,000	1,925	24					0			40.0	0	2455.0		11,201	
	9:00	1,000	1,925	24					0			35.0	0	2490.0		11,166	
	10:00	1,000	1,925	24					0			45.0	0	2535.0		11,121	
	11:00	1,000	1,925	20					0			40.0	0	2575.0		11,081	
	12:00	1,025	1,925	20					0			35.0	0	2610.0		11,046	
	13:00	1,100	1,925	20					0			30.0	0	2640.0		11,016	
	14:00	1,100	1,925	20					0			30.0	0	2670.0		10,986	
	15:00	1,125	1,925	20					0			35.0	0	2705.0		10,951	
	16:00	1,125	1,925	20					0			30.0	0	2735.0		10,921	
	17:00	1,125	1,925	20				789	789			30.0	0	2765.0		10,891	
	18:00	1,125	1,950	20				790	1,579			35.0	0	2800.0		10,856	
	19:00	1,125	1,950	20				1,024	2,603			30.0	0	2830.0		10,826	
	20:00	1,150	1,950	20				1,021	3,624			30.0	0	2860.0		10,796	
	21:00	1,150	1,950	20				1,079	4,703			30.0	0	2890.0		10,766	
	22:00	1,175	1,950	20				1,091	5,794			30.0	0	2920.0		10,736	
	23:00	1,175	1,950	20				1,087	6,881			27.0	0	2947.0		10,709	
10/28/07	0:00	1,175	1,950	20				1,090	7,971			30.0	0	2977.0		10,679	
	1:00	1,150	1,925	20				1,103	9,074			27.0	0	3004.0		10,652	
	2:00	1,150	1,925	20				1,129	10,203			27.0	0	3031.0		10,625	
	3:00	1,150	1,925	20				1,121	11,324			30.0	0	3061.0		10,595	
	4:00	1,125	1,925	20				1,239	12,563			25.0	0	3086.0		10,570	
	5:00	1,125	1,925	20				1,176	13,739			27.0	0	3113.0		10,543	
	6:00	1,125	1,925	20				1,181	14,920			30.0	0	3143.0		10,513	
	7:00	1,175	1,925	20				1,211	16,131			27.0	0	3170.0		10,486	
	8:00	1,150	1,925	20				1,203	17,334			25.0	0	3195.0		10,461	
	9:00	1,175	1,925	20				1,216	18,550			25.0	0	3220.0		10,436	
	10:00	1,175	1,925	20				1,277	19,827			25.0	0	3245.0		10,411	
	11:00	1,150	1,925	20				1,233	21,060			27.0	0	3272.0		10,384	
	12:00	1,150	1,925	20				1,251	22,311			22.0	0	3294.0		10,362	

Flowback by
Supervisor
Operators
Location Phn#

Cardinal Flow Testing
Alan Tayrien
Joshua Hall
979-218-6488

Well Name
Operator
Representative

WGV 21-23-697
Williams
Keith Hoffland

								Totals From Below: 46,706					0 3,618.0		9,393		
Date MM/DD/YYYY	Time hh/mm	Wellhead Data			Separator				Gas Production		Fluid Production			Cumulative Prod		Frac Water	
		Tubing Press Psig	Casing Press Psig	Choke Size Ins.	Static Press. Psig	Diff. INS. H2O	Temp °F	Gas %	Approx. Flowrate MMCF/D	Cum. Volume MMCF	Cond. Prod. BO	Tank Gauge In H2O	Water Prod. BW	Cond. Prod. BO	Water Prod. BW	Pumped (1) BW	Yet To Recover BW
	13:00	1,200	1,900	20					1,290	23,601			20.0	0	3314.0		10,342
	14:00	1,200	1,900	20					1,289	24,890			25.0	0	3339.0		10,317
	15:00	1,175	1,900	20					1,299	26,189			20.0	0	3359.0		10,297
	16:00	1,150	1,900	20					1,281	27,470			20.0	0	3379.0		10,277
	17:00	1,150	1,900	20					1,299	28,769			17.0	0	3396.0		10,260
	18:00	1,175	1,900	20					1,331	30,100			20.0	0	3416.0		10,240
	19:00	1,200	1,900	20					1,337	31,437			15.0	0	3431.0		10,225
	20:00	1,200	1,900	20					1,351	32,788			17.0	0	3448.0		10,208
	21:00	1,175	1,900	20					1,370	34,158			20.0	0	3468.0		10,188
	22:00	1,200	1,900	20					1,377	35,535			17.0	0	3485.0		10,171
	23:00	1,200	1,900	20					1,351	36,886			17.0	0	3502.0		10,154
10/29/07	0:00	1,200	1,900	20					1,398	38,284			20.0	0	3522.0		10,134
	1:00	1,200	1,900	20					1,386	39,670			15.0	0	3537.0		10,119
	2:00	1,200	1,900	20					1,441	41,111			17.0	0	3554.0		10,102
	3:00	1,200	1,875	20					1,418	42,529			15.0	0	3569.0		10,087
	4:00	1,200	1,875	20					1,369	43,898			15.0	0	3584.0		10,072
	5:00	1,200	1,875	20					1,412	45,310			17.0	0	3601.0		10,055
	6:00	1,200	1,875	20					1,396	46,706			17.0	0	3618.0		10,038
	7:00								46,706				0.0	0	3618.0		10,038
	8:00								46,706				0.0	0	3618.0		10,038
	9:00								46,706				0.0	0	3618.0		10,038
	10:00								46,706				0.0	0	3618.0		10,038
	11:00								46,706				0.0	0	3618.0		10,038
	12:00								46,706				0.0	0	3618.0		10,038
	13:00								46,706				0.0	0	3618.0		10,038
	14:00								46,706				0.0	0	3618.0		10,038
	15:00								46,706				0.0	0	3618.0		10,038
	16:00								46,706				0.0	0	3618.0		10,038
	17:00								46,706				0.0	0	3618.0		10,038
	18:00								46,706				0.0	0	3618.0		10,038
	19:00								46,706				0.0	0	3618.0		10,038
	20:00								46,706				0.0	0	3618.0		10,038
	21:00								46,706				0.0	0	3618.0		10,038
	22:00								46,706				0.0	0	3618.0		10,038
	23:00								46,706				0.0	0	3618.0		10,038
10/30/07	0:00								46,706				0.0	0	3618.0		10,038
	1:00								46,706				0.0	0	3618.0		10,038
	2:00								46,706				0.0	0	3618.0		10,038
	3:00								46,706				0.0	0	3618.0		10,038
	4:00								46,706				0.0	0	3618.0		10,038
	5:00								46,706				0.0	0	3618.0		10,038
	6:00								46,706				0.0	0	3618.0		10,038
	7:00								46,706				0.0	0	3618.0		10,038
	8:00								46,706				0.0	0	3618.0		10,038
	9:00								46,706				0.0	0	3618.0		10,038
	10:00								46,706				0.0	0	3618.0		10,038
	11:00								46,706				0.0	0	3618.0		10,038
	12:00								46,706				0.0	0	3618.0		10,038
	13:00								46,706				0.0	0	3618.0		10,038

Flowback by
Supervisor
Operators
Location Phn#

Cardinal Flow Testing
Alan Tayrien
Joshua Hall
979-218-6488

Well Name
Operator
Representative

WGV 21-23-697
Williams
Keith Hoffland

								Totals From Below: 46,706					0 3,618.0		9,393		
Date MM/DD/YYYY	Time hh/mm	Wellhead Data			Separator				Gas Production		Fluid Production			Cumulative Prod		Frac Water	
		Tubing Press Psig	Casing Press Psig	Choke Size Ins.	Static Press. Psig	Diff. INS. H2O	Temp °F	Gas %	Approx. Flowrate MMCF/D	Cum. Volume MMCF	Cond. Prod. BO	Tank Gauge In H2O	Water Prod. BW	Cond. Prod. BO	Water Prod. BW	Pumped (1) BW	Yet To Recover BW
	14:00								46,706			0.0	0	3618.0		10,038	
	15:00								46,706			0.0	0	3618.0		10,038	
	16:00								46,706			0.0	0	3618.0		10,038	
	17:00								46,706			0.0	0	3618.0		10,038	
	18:00								46,706			0.0	0	3618.0		10,038	
	19:00								46,706			0.0	0	3618.0		10,038	
	20:00								46,706			0.0	0	3618.0		10,038	
	21:00								46,706			0.0	0	3618.0		10,038	
	22:00								46,706			0.0	0	3618.0		10,038	
	23:00								46,706			0.0	0	3618.0		10,038	
10/31/07	0:00								46,706			0.0	0	3618.0		10,038	
	1:00								46,706			0.0	0	3618.0		10,038	
	2:00								46,706			0.0	0	3618.0		10,038	
	3:00								46,706			0.0	0	3618.0		10,038	
	4:00								46,706			0.0	0	3618.0		10,038	
	5:00								46,706			0.0	0	3618.0		10,038	
	6:00								46,706			0.0	0	3618.0		10,038	
	7:00								46,706			0.0	0	3618.0		10,038	
	8:00								46,706			0.0	0	3618.0		10,038	
	9:00								46,706			0.0	0	3618.0		10,038	
	10:00								46,706			0.0	0	3618.0		10,038	
	11:00								46,706			0.0	0	3618.0		10,038	
	12:00								46,706			0.0	0	3618.0		10,038	
	13:00								46,706			0.0	0	3618.0		10,038	
	14:00								46,706			0.0	0	3618.0		10,038	
	15:00								46,706			0.0	0	3618.0		10,038	
	16:00								46,706			0.0	0	3618.0		10,038	
	17:00								46,706			0.0	0	3618.0		10,038	
	18:00								46,706			0.0	0	3618.0		10,038	
	19:00								46,706			0.0	0	3618.0		10,038	
	20:00								46,706			0.0	0	3618.0		10,038	
	21:00								46,706			0.0	0	3618.0		10,038	
	22:00								46,706			0.0	0	3618.0		10,038	
	23:00								46,706			0.0	0	3618.0		10,038	
11/01/07	0:00								46,706			0.0	0	3618.0		10,038	
	1:00								46,706			0.0	0	3618.0		10,038	
	2:00								46,706			0.0	0	3618.0		10,038	
	3:00								46,706			0.0	0	3618.0		10,038	
	4:00								46,706			0.0	0	3618.0		10,038	
	5:00								46,706			0.0	0	3618.0		10,038	
	6:00								46,706			0.0	0	3618.0		10,038	
	7:00								46,706			0.0	0	3618.0		10,038	
	8:00								46,706			0.0	0	3618.0		10,038	
	9:00								46,706			0.0	0	3618.0		10,038	
	10:00								46,706			0.0	0	3618.0		10,038	
	11:00								46,706			0.0	0	3618.0		10,038	
	12:00								46,706			0.0	0	3618.0		10,038	
	13:00								46,706			0.0	0	3618.0		10,038	
	14:00								46,706			0.0	0	3618.0		10,038	

Flowback by
Supervisor
Operators
Location Phn#

Cardinal Flow Testing
Alan Tayrien
Joshua Hall
979-218-6488

Well Name
Operator
Representative

WGV 21-23-697
Williams
Keith Hoffland

								Totals From Below: 46,706					0 3,618.0		9,393		
Date MM/DD/YYYY	Time hh/mm	Wellhead Data			Separator				Gas Production		Fluid Production			Cumulative Prod		Frac Water	
		Tubing Press Psig	Casing Press Psig	Choke Size Ins.	Static Press. Psig	Diff. INS. H2O	Temp °F	Gas %	Approx. Flowrate MMCF/D	Cum. Volume MMCF	Cond. Prod. BO	Tank Gauge In H2O	Water Prod. BW	Cond. Prod. BO	Water Prod. BW	Pumped (1) BW	Yet To Recover BW
	15:00								46,706			0.0	0	3618.0		10,038	
	16:00								46,706			0.0	0	3618.0		10,038	
	17:00								46,706			0.0	0	3618.0		10,038	
	18:00								46,706			0.0	0	3618.0		10,038	
	19:00								46,706			0.0	0	3618.0		10,038	
	20:00								46,706			0.0	0	3618.0		10,038	
	21:00								46,706			0.0	0	3618.0		10,038	
	22:00								46,706			0.0	0	3618.0		10,038	
	23:00								46,706			0.0	0	3618.0		10,038	
11/02/07	0:00								46,706			0.0	0	3618.0		10,038	
	1:00								46,706			0.0	0	3618.0		10,038	
	2:00								46,706			0.0	0	3618.0		10,038	
	3:00								46,706			0.0	0	3618.0		10,038	
	4:00								46,706			0.0	0	3618.0		10,038	
	5:00								46,706			0.0	0	3618.0		10,038	
	6:00								46,706			0.0	0	3618.0		10,038	
	7:00								46,706			0.0	0	3618.0		10,038	
	8:00								46,706			0.0	0	3618.0		10,038	
	9:00								46,706			0.0	0	3618.0		10,038	
	10:00								46,706			0.0	0	3618.0		10,038	
	11:00								46,706			0.0	0	3618.0		10,038	
	12:00								46,706			0.0	0	3618.0		10,038	
	13:00								46,706			0.0	0	3618.0		10,038	
	14:00								46,706			0.0	0	3618.0		10,038	
	15:00								46,706			0.0	0	3618.0		10,038	
	16:00								46,706			0.0	0	3618.0		10,038	
	17:00								46,706			0.0	0	3618.0		10,038	
	18:00								46,706			0.0	0	3618.0		10,038	
	19:00								46,706			0.0	0	3618.0		10,038	
	20:00								46,706			0.0	0	3618.0		10,038	
	21:00								46,706			0.0	0	3618.0		10,038	
	22:00								46,706			0.0	0	3618.0		10,038	
	23:00								46,706			0.0	0	3618.0		10,038	
11/03/07	0:00								46,706			0.0	0	3618.0		10,038	
	1:00								46,706			0.0	0	3618.0		10,038	
	2:00								46,706			0.0	0	3618.0		10,038	
	3:00								46,706			0.0	0	3618.0		10,038	
	4:00								46,706			0.0	0	3618.0		10,038	
	5:00								46,706			0.0	0	3618.0		10,038	
	6:00								46,706			0.0	0	3618.0		10,038	
	7:00								46,706			0.0	0	3618.0		10,038	
	8:00								46,706			0.0	0	3618.0		10,038	
	9:00								46,706			0.0	0	3618.0		10,038	
	10:00								46,706			0.0	0	3618.0		10,038	
	11:00								46,706			0.0	0	3618.0		10,038	
	12:00								46,706			0.0	0	3618.0		10,038	
	13:00								46,706			0.0	0	3618.0		10,038	
	14:00								46,706			0.0	0	3618.0		10,038	
	15:00								46,706			0.0	0	3618.0		10,038	

Flowback by
Supervisor
Operators
Location Phn#

Cardinal Flow Testing
Alan Tayrien
Joshua Hall
979-218-6488

Well Name
Operator
Representative

WGV 21-23-697
Williams
Keith Hoffland

								Totals From Below: 46,706					0 3,618.0		9,393		
Date MM/DD/YYYY	Time hh/mm	Wellhead Data			Separator				Gas Production		Fluid Production			Cumulative Prod		Frac Water	
		Tubing Press Psig	Casing Press Psig	Choke Size Ins.	Static Press. Psig	Diff. INS. H2O	Temp °F	Gas %	Approx. Flowrate MMCF/D	Cum. Volume MMCF	Cond. Prod. BO	Tank Gauge In H2O	Water Prod. BW	Cond. Prod. BO	Water Prod. BW	Pumped (1) BW	Yet To Recover BW
	16:00								46,706			0.0	0	3618.0		10,038	
	17:00								46,706			0.0	0	3618.0		10,038	
	18:00								46,706			0.0	0	3618.0		10,038	
	19:00								46,706			0.0	0	3618.0		10,038	
	20:00								46,706			0.0	0	3618.0		10,038	
	21:00								46,706			0.0	0	3618.0		10,038	
	22:00								46,706			0.0	0	3618.0		10,038	
	23:00								46,706			0.0	0	3618.0		10,038	
11/04/07	0:00								46,706			0.0	0	3618.0		10,038	
	1:00								46,706			0.0	0	3618.0		10,038	
	2:00								46,706			0.0	0	3618.0		10,038	
	3:00								46,706			0.0	0	3618.0		10,038	
	4:00								46,706			0.0	0	3618.0		10,038	
	5:00								46,706			0.0	0	3618.0		10,038	
	6:00								46,706			0.0	0	3618.0		10,038	
	7:00								46,706			0.0	0	3618.0		10,038	
	8:00								46,706			0.0	0	3618.0		10,038	
	9:00								46,706			0.0	0	3618.0		10,038	
	10:00								46,706			0.0	0	3618.0		10,038	
	11:00								46,706			0.0	0	3618.0		10,038	
	12:00								46,706			0.0	0	3618.0		10,038	
	13:00								46,706			0.0	0	3618.0		10,038	
	14:00								46,706			0.0	0	3618.0		10,038	
	15:00								46,706			0.0	0	3618.0		10,038	
	16:00								46,706			0.0	0	3618.0		10,038	
	17:00								46,706			0.0	0	3618.0		10,038	
	18:00								46,706			0.0	0	3618.0		10,038	
	19:00								46,706			0.0	0	3618.0		10,038	
	20:00								46,706			0.0	0	3618.0		10,038	
	21:00								46,706			0.0	0	3618.0		10,038	
	22:00								46,706			0.0	0	3618.0		10,038	
	23:00								46,706			0.0	0	3618.0		10,038	
11/05/07	0:00								46,706			0.0	0	3618.0		10,038	
	1:00								46,706			0.0	0	3618.0		10,038	
	2:00								46,706			0.0	0	3618.0		10,038	
	3:00								46,706			0.0	0	3618.0		10,038	
	4:00								46,706			0.0	0	3618.0		10,038	
	5:00								46,706			0.0	0	3618.0		10,038	
	6:00								46,706			0.0	0	3618.0		10,038	
	7:00								46,706			0.0	0	3618.0		10,038	
	8:00								46,706			0.0	0	3618.0		10,038	
	9:00								46,706			0.0	0	3618.0		10,038	
	10:00								46,706			0.0	0	3618.0		10,038	
	11:00								46,706			0.0	0	3618.0		10,038	
	12:00								46,706			0.0	0	3618.0		10,038	
	13:00								46,706			0.0	0	3618.0		10,038	
	14:00								46,706			0.0	0	3618.0		10,038	
	15:00								46,706			0.0	0	3618.0		10,038	
	16:00								46,706			0.0	0	3618.0		10,038	

Flowback by
Supervisor
Operators
Location Phn#

Cardinal Flow Testing
Alan Tayrien
Joshua Hall
979-218-6488

Well Name
Operator
Representative

WGV 21-23-697
Williams
Keith Hoffland

								Totals From Below: 46,706					0 3,618.0		9,393		
Date MM/DD/YYYY	Time hh/mm	Wellhead Data			Separator				Gas Production		Fluid Production			Cumulative Prod		Frac Water	
		Tubing Press Psig	Casing Press Psig	Choke Size Ins.	Static Press. Psig	Diff. INS. H2O	Temp °F	Gas %	Approx. Flowrate MMCF/D	Cum. Volume MMCF	Cond. Prod. BO	Tank Gauge In H2O	Water Prod. BW	Cond. Prod. BO	Water Prod. BW	Pumped (1) BW	Yet To Recover BW
	17:00								46,706			0.0	0	3618.0		10,038	
	18:00								46,706			0.0	0	3618.0		10,038	
	19:00								46,706			0.0	0	3618.0		10,038	
	20:00								46,706			0.0	0	3618.0		10,038	
	21:00								46,706			0.0	0	3618.0		10,038	
	22:00								46,706			0.0	0	3618.0		10,038	
	23:00								46,706			0.0	0	3618.0		10,038	
11/06/07	0:00								46,706			0.0	0	3618.0		10,038	
	1:00								46,706			0.0	0	3618.0		10,038	
	2:00								46,706			0.0	0	3618.0		10,038	
	3:00								46,706			0.0	0	3618.0		10,038	
	4:00								46,706			0.0	0	3618.0		10,038	
	5:00								46,706			0.0	0	3618.0		10,038	
	6:00								46,706			0.0	0	3618.0		10,038	
	7:00								46,706			0.0	0	3618.0		10,038	
	8:00								46,706			0.0	0	3618.0		10,038	
	9:00								46,706			0.0	0	3618.0		10,038	
	10:00								46,706			0.0	0	3618.0		10,038	
	11:00								46,706			0.0	0	3618.0		10,038	
	12:00								46,706			0.0	0	3618.0		10,038	
	13:00								46,706			0.0	0	3618.0		10,038	
	14:00								46,706			0.0	0	3618.0		10,038	
	15:00								46,706			0.0	0	3618.0		10,038	
	16:00								46,706			0.0	0	3618.0		10,038	
	17:00								46,706			0.0	0	3618.0		10,038	
	18:00								46,706			0.0	0	3618.0		10,038	
	19:00								46,706			0.0	0	3618.0		10,038	
	20:00								46,706			0.0	0	3618.0		10,038	
	21:00								46,706			0.0	0	3618.0		10,038	
	22:00								46,706			0.0	0	3618.0		10,038	
	23:00								46,706			0.0	0	3618.0		10,038	
11/07/07	0:00								46,706			0.0	0	3618.0		10,038	
	1:00								46,706			0.0	0	3618.0		10,038	
	2:00								46,706			0.0	0	3618.0		10,038	
	3:00								46,706			0.0	0	3618.0		10,038	
	4:00								46,706			0.0	0	3618.0		10,038	
	5:00								46,706			0.0	0	3618.0		10,038	
	6:00								46,706			0.0	0	3618.0		10,038	
	7:00								46,706			0.0	0	3618.0		10,038	
	8:00								46,706			0.0	0	3618.0		10,038	
	9:00								46,706			0.0	0	3618.0		10,038	
	10:00								46,706			0.0	0	3618.0		10,038	
	11:00								46,706			0.0	0	3618.0		10,038	
	12:00								46,706			0.0	0	3618.0		10,038	
	13:00								46,706			0.0	0	3618.0		10,038	
	14:00								46,706			0.0	0	3618.0		10,038	
	15:00								46,706			0.0	0	3618.0		10,038	
	16:00								46,706			0.0	0	3618.0		10,038	
	17:00								46,706			0.0	0	3618.0		10,038	

Flowback by **Cardinal Flow Testing**
Supervisor **Alan Tayrien**
Operators **Joshua Hall**
Location Phn# **979-218-6488**

Well Name **WGV 21-23-697**
Operator **Williams**
Representative **Keith Hoffland**

Totals From Below: 46,706													0	3,618.0	9,393		
Date MM/DD/YYYY	Time hh/mm	Wellhead Data			Separator				Gas Production		Fluid Production			Cumulative Prod		Frac Water	
		Tubing Press Psig	Casing Press Psig	Choke Size Ins.	Static Press. Psig	Diff. INS. H2O	Temp °F	Gas %	Approx. Flowrate MMCF/D	Cum. Volume MMCF	Cond. Prod. BO	Tank Gauge In H2O	Water Prod. BW	Cond. Prod. BO	Water Prod. BW	Pumped (1) BW	Yet To Recover BW
	18:00									46,706			0.0	0	3618.0		10,038
	19:00									46,706			0.0	0	3618.0		10,038
	20:00									46,706			0.0	0	3618.0		10,038
	21:00									46,706			0.0	0	3618.0		10,038
	22:00									46,706			0.0	0	3618.0		10,038
	23:00									46,706			0.0	0	3618.0		10,038

Flowback by
Supervisor
Operators
Location Phn#

Cardinal Flow Testing
Alan Tayrien
Joshua Hall
979-218-6488

Well Name
Operator
Representative

WGV 21-23-697
Williams
Keith Hoffland

								Totals From Below: 84,832						0 4,022.0		9,393	
Date MM/DD/YYYY	Time hh/mm	Wellhead Data			Separator				Gas Production		Fluid Production			Cumulative Prod		Frac Water	
		Tubing Press Psig	Casing Press Psig	Choke Size Ins.	Static Press. Psig	Diff. INS. H2O	Temp °F	Gas %	Approx. Flowrate MMCF/D	Cum. Volume MMCF	Cond. Prod. BO	Tank Gauge In H2O	Water Prod. BW	Cond. Prod. BO	Water Prod. BW	Pumped (1) BW	Yet To Recover BW
10/18/07	7:00								0			0.0	0	0.0		0	
	8:00								0			0.0	0	0.0		0	
	9:00								0			0.0	0	0.0		0	
	10:00								0			0.0	0	0.0		0	
	11:00								0			0.0	0	0.0		0	
	12:00								0			0.0	0	0.0		0	
	13:00								0			0.0	0	0.0		0	
	14:00								0			0.0	0	0.0		0	
	15:00								0			0.0	0	0.0		0	
	16:00		650	24					0			0.0	0	0.0	4,263	4,263	
	17:00		475	24					0			75.0	0	75.0		4,188	
	18:00		400	24					0			60.0	0	135.0		4,128	
	19:00		375	24					0			40.0	0	175.0		4,088	
	20:00		350	24					0			30.0	0	205.0		4,058	
	21:00		250	32					0			30.0	0	235.0		4,028	
	22:00		225	32					0			20.0	0	255.0		4,008	
	23:00		200	48					0			20.0	0	275.0		3,988	
10/19/07	0:00		150	48					0			20.0	0	295.0		3,968	
	1:00		100	48					0			20.0	0	315.0		3,948	
	2:00		100	48					0			10.0	0	325.0		3,938	
	3:00		100	48					0			10.0	0	335.0		3,928	
	4:00		75	48					0			10.0	0	345.0		3,918	
	5:00		50	48					0			10.0	0	355.0		3,908	
	6:00		50	48					0			10.0	0	365.0		3,898	
	7:00								0			0.0	0	365.0		3,898	
	8:00								0			0.0	0	365.0		3,898	
	9:00								0			0.0	0	365.0		3,898	
	10:00								0			0.0	0	365.0		3,898	
	11:00								0			0.0	0	365.0		3,898	
	12:00								0			0.0	0	365.0		3,898	
	13:00								0			0.0	0	365.0		3,898	
	14:00								0			0.0	0	365.0		3,898	
	15:00								0			0.0	0	365.0		3,898	
	16:00								0			0.0	0	365.0		3,898	
	17:00								0			0.0	0	365.0	9,393	13,291	
	18:00		0	48					0			0.0	0	365.0		13,291	
	19:00		0	48					0			0.0	0	365.0		13,291	
	20:00		0	48					0			0.0	0	365.0		13,291	
	21:00		0	48					0			0.0	0	365.0		13,291	
	22:00		0	48					0			0.0	0	365.0		13,291	
	23:00		0	48					0			0.0	0	365.0		13,291	
10/20/07	0:00		0	48					0			0.0	0	365.0		13,291	
	1:00		0	48					0			0.0	0	365.0		13,291	
	2:00		0	48					0			0.0	0	365.0		13,291	
	3:00		0	48					0			0.0	0	365.0		13,291	
	4:00		0	48					0			0.0	0	365.0		13,291	
	5:00		0	48					0			0.0	0	365.0		13,291	
	6:00		0	48					0			0.0	0	365.0		13,291	
	7:00		0	48					0			0.0	0	365.0		13,291	
	8:00		0	48					0			0.0	0	365.0		13,291	

Flowback by
Supervisor
Operators
Location Phn#

Cardinal Flow Testing
Alan Tayrien
Joshua Hall
979-218-6488

Well Name
Operator
Representative

WGV 21-23-697
Williams
Keith Hoffland

								Totals From Below: 84,832						0 4,022.0		9,393	
Date MM/DD/YYYY	Time hh/mm	Wellhead Data			Separator				Gas Production		Fluid Production			Cumulative Prod		Frac Water	
		Tubing Press Psig	Casing Press Psig	Choke Size Ins.	Static Press. Psig	Diff. INS. H2O	Temp °F	Gas %	Approx. Flowrate MMCF/D	Cum. Volume MMCF	Cond. Prod. BO	Tank Gauge In H2O	Water Prod. BW	Cond. Prod. BO	Water Prod. BW	Pumped (1) BW	Yet To Recover BW
	9:00		0	48					0			0.0	0	365.0		13,291	
	10:00		0	48					0			0.0	0	365.0		13,291	
	11:00		0	48					0			0.0	0	365.0		13,291	
	12:00		0	48					0			0.0	0	365.0		13,291	
	13:00		0	48					0			0.0	0	365.0		13,291	
	14:00		0	48					0			0.0	0	365.0		13,291	
	15:00		0	48					0			0.0	0	365.0		13,291	
	16:00		0	48					0			0.0	0	365.0		13,291	
	17:00		0	48					0			0.0	0	365.0		13,291	
	18:00		0	48					0			0.0	0	365.0		13,291	
	19:00		0	48					0			0.0	0	365.0		13,291	
	20:00		0	48					0			0.0	0	365.0		13,291	
	21:00		0	48					0			0.0	0	365.0		13,291	
	22:00		0	48					0			0.0	0	365.0		13,291	
	23:00		0	48					0			0.0	0	365.0		13,291	
10/21/07	0:00		0	48					0			0.0	0	365.0		13,291	
	1:00		0	48					0			0.0	0	365.0		13,291	
	2:00		0	48					0			0.0	0	365.0		13,291	
	3:00		0	48					0			0.0	0	365.0		13,291	
	4:00		0	48					0			0.0	0	365.0		13,291	
	5:00		0	48					0			0.0	0	365.0		13,291	
	6:00		0	48					0			0.0	0	365.0		13,291	
	7:00		0	48					0			0.0	0	365.0		13,291	
	8:00		0	48					0			0.0	0	365.0		13,291	
	9:00		0	48					0			0.0	0	365.0		13,291	
	10:00		0	48					0			0.0	0	365.0		13,291	
	11:00		0	48					0			0.0	0	365.0		13,291	
	12:00		0	48					0			0.0	0	365.0		13,291	
	13:00		0	48					0			0.0	0	365.0		13,291	
	14:00		0	48					0			0.0	0	365.0		13,291	
	15:00		0	48					0			0.0	0	365.0		13,291	
	16:00		0	48					0			0.0	0	365.0		13,291	
	17:00		0	48					0			0.0	0	365.0		13,291	
	18:00		0	48					0			0.0	0	365.0		13,291	
	19:00		0	48					0			0.0	0	365.0		13,291	
	20:00		0	48					0			0.0	0	365.0		13,291	
	21:00		0	48					0			0.0	0	365.0		13,291	
	22:00		0	48					0			0.0	0	365.0		13,291	
	23:00		0	48					0			0.0	0	365.0		13,291	
10/22/07	0:00		0	48					0			0.0	0	365.0		13,291	
	1:00		0	48					0			0.0	0	365.0		13,291	
	2:00		0	48					0			0.0	0	365.0		13,291	
	3:00		0	48					0			0.0	0	365.0		13,291	
	4:00		0	48					0			0.0	0	365.0		13,291	
	5:00		0	48					0			0.0	0	365.0		13,291	
	6:00		0	48					0			0.0	0	365.0		13,291	
	7:00		0	48					0			0.0	0	365.0		13,291	
	8:00								0			0.0	0	365.0		13,291	
	9:00								0			0.0	0	365.0		13,291	

Flowback by
Supervisor
Operators
Location Phn#

Cardinal Flow Testing
Alan Tayrien
Joshua Hall
979-218-6488

Well Name
Operator
Representative

WGV 21-23-697
Williams
Keith Hoffland

								Totals From Below: 84,832						0 4,022.0		9,393	
Date MM/DD/YYYY	Time hh/mm	Wellhead Data			Separator				Gas Production		Fluid Production			Cumulative Prod		Frac Water	
		Tubing Press Psig	Casing Press Psig	Choke Size Ins.	Static Press. Psig	Diff. INS. H2O	Temp °F	Gas %	Approx. Flowrate MMCF/D	Cum. Volume MMCF	Cond. Prod. BO	Tank Gauge In H2O	Water Prod. BW	Cond. Prod. BO	Water Prod. BW	Pumped (1) BW	Yet To Recover BW
	10:00								0				0.0	0	365.0		13,291
	11:00								0				0.0	0	365.0		13,291
	12:00								0				0.0	0	365.0		13,291
	13:00								0				0.0	0	365.0		13,291
	14:00								0				0.0	0	365.0		13,291
	15:00								0				0.0	0	365.0		13,291
	16:00								0				0.0	0	365.0		13,291
	17:00								0				0.0	0	365.0		13,291
	18:00								0				0.0	0	365.0		13,291
	19:00								0				0.0	0	365.0		13,291
	20:00								0				0.0	0	365.0		13,291
	21:00								0				0.0	0	365.0		13,291
	22:00								0				0.0	0	365.0		13,291
	23:00								0				0.0	0	365.0		13,291
10/23/07	0:00								0				0.0	0	365.0		13,291
	1:00								0				0.0	0	365.0		13,291
	2:00								0				0.0	0	365.0		13,291
	3:00								0				0.0	0	365.0		13,291
	4:00								0				0.0	0	365.0		13,291
	5:00								0				0.0	0	365.0		13,291
	6:00								0				0.0	0	365.0		13,291
	7:00								0				0.0	0	365.0		13,291
	8:00								0				0.0	0	365.0		13,291
	9:00								0				0.0	0	365.0		13,291
	10:00								0				0.0	0	365.0		13,291
	11:00								0				0.0	0	365.0		13,291
	12:00								0				0.0	0	365.0		13,291
	13:00								0				0.0	0	365.0		13,291
	14:00								0				0.0	0	365.0		13,291
	15:00								0				0.0	0	365.0		13,291
	16:00		325	32					0				0.0	0	365.0		13,291
	17:00		250	32					0				50.0	0	415.0		13,241
	18:00		200	32					0				40.0	0	455.0		13,201
	19:00		25	48					0				20.0	0	475.0		13,181
	20:00		25	48					0				10.0	0	485.0		13,171
	21:00		0	48					0				0.0	0	485.0		13,171
	22:00		0	48					0				0.0	0	485.0		13,171
	23:00		0	48					0				0.0	0	485.0		13,171
10/24/07	0:00		0	48					0				0.0	0	485.0		13,171
	1:00		0	48					0				0.0	0	485.0		13,171
	2:00		0	48					0				0.0	0	485.0		13,171
	3:00		0	48					0				0.0	0	485.0		13,171
	4:00		0	48					0				0.0	0	485.0		13,171
	5:00		0	48					0				0.0	0	485.0		13,171
	6:00		0	48					0				0.0	0	485.0		13,171
	7:00		0	48					0				0.0	0	485.0		13,171
	8:00								0				0.0	0	485.0		13,171
	9:00								0				0.0	0	485.0		13,171
	10:00								0				0.0	0	485.0		13,171

Flowback by
Supervisor
Operators
Location Phn#

Cardinal Flow Testing
Alan Tayrien
Joshua Hall
979-218-6488

Well Name
Operator
Representative

WGV 21-23-697
Williams
Keith Hoffland

								Totals From Below: 84,832						0 4,022.0		9,393	
Date MM/DD/YYYY	Time hh/mm	Wellhead Data			Separator				Gas Production		Fluid Production			Cumulative Prod		Frac Water	
		Tubing Press Psig	Casing Press Psig	Choke Size Ins.	Static Press. Psig	Diff. INS. H2O	Temp °F	Gas %	Approx. Flowrate MMCF/D	Cum. Volume MMCF	Cond. Prod. BO	Tank Gauge In H2O	Water Prod. BW	Cond. Prod. BO	Water Prod. BW	Pumped (1) BW	Yet To Recover BW
	11:00								0				0.0	0	485.0		13,171
	12:00								0				0.0	0	485.0		13,171
	13:00								0				0.0	0	485.0		13,171
	14:00								0				0.0	0	485.0		13,171
	15:00								0				0.0	0	485.0		13,171
	16:00								0				0.0	0	485.0		13,171
	17:00								0				0.0	0	485.0		13,171
	18:00		375	32					0				0.0	0	485.0		13,171
	19:00		50	32					0				60.0	0	545.0		13,111
	20:00		50	48					0				40.0	0	585.0		13,071
	21:00		50	48					0				20.0	0	605.0		13,051
	22:00		50	48					0				20.0	0	625.0		13,031
	23:00		50	48					0				20.0	0	645.0		13,011
10/25/07	0:00		150	48					0				50.0	0	695.0		12,961
	1:00		150	48					0				60.0	0	755.0		12,901
	2:00		225	32					0				60.0	0	815.0		12,841
	3:00		225	32					0				70.0	0	885.0		12,771
	4:00		250	32					0				50.0	0	935.0		12,721
	5:00		300	32					0				60.0	0	995.0		12,661
	6:00		300	32					0				60.0	0	1055.0		12,601
	7:00								0				0.0	0	1055.0		12,601
	8:00								0				0.0	0	1055.0		12,601
	9:00								0				0.0	0	1055.0		12,601
	10:00								0				0.0	0	1055.0		12,601
	11:00								0				0.0	0	1055.0		12,601
	12:00								0				0.0	0	1055.0		12,601
	13:00								0				0.0	0	1055.0		12,601
	14:00								0				0.0	0	1055.0		12,601
	15:00	0	400	48					0				0.0	0	1055.0		12,601
	16:00	0	200	48					0				0.0	0	1055.0		12,601
	17:00	0	25	48					0				0.0	0	1055.0		12,601
	18:00	0	100	48					0				15.0	0	1070.0		12,586
	19:00	0	100	48					0				20.0	0	1090.0		12,566
	20:00	25	100	48					0				20.0	0	1110.0		12,546
	21:00	25	50	48					0				10.0	0	1120.0		12,536
	22:00	150	50	48					0				10.0	0	1130.0		12,526
	23:00	250	50	48					0				10.0	0	1140.0		12,516
10/26/07	0:00	250	150	32					0				30.0	0	1170.0		12,486
	1:00	300	375	32					0				40.0	0	1210.0		12,446
	2:00	325	450	32					0				40.0	0	1250.0		12,406
	3:00	300	600	32					0				50.0	0	1300.0		12,356
	4:00	250	600	32					0				50.0	0	1350.0		12,306
	5:00	300	600	32					0				50.0	0	1400.0		12,256
	6:00	300	600	32					0				50.0	0	1450.0		12,206
	7:00	400	700	32					0				40.0	0	1490.0		12,166
	8:00	600	850	32					0				30.0	0	1520.0		12,136
	9:00	650	1,000	32					0				30.0	0	1550.0		12,106
	10:00	800	1,100	24					0				30.0	0	1580.0		12,076
	11:00	700	1,200	24					0				40.0	0	1620.0		12,036

Flowback by
Supervisor
Operators
Location Phn#

Cardinal Flow Testing
Alan Tayrien
Joshua Hall
979-218-6488

Well Name
Operator
Representative

WGV 21-23-697
Williams
Keith Hoffland

		Totals From Below: 84,832											0 4,022.0		9,393		
Date MM/DD/YYYY	Time hh/mm	Wellhead Data			Separator				Gas Production		Fluid Production			Cumulative Prod		Frac Water	
		Tubing Press Psig	Casing Press Psig	Choke Size Ins.	Static Press. Psig	Diff. INS. H2O	Temp °F	Gas %	Approx. Flowrate MMCF/D	Cum. Volume MMCF	Cond. Prod. BO	Tank Gauge In H2O	Water Prod. BW	Cond. Prod. BO	Water Prod. BW	Pumped (1) BW	Yet To Recover BW
	12:00	600	1,250	24					0			40.0	0	1660.0		11,996	
	13:00	425	1,300	24					0			50.0	0	1710.0		11,946	
	14:00	500	1,400	32					0			50.0	0	1760.0		11,896	
	15:00	450	1,450	32					0			40.0	0	1800.0		11,856	
	16:00	575	1,500	32					0			40.0	0	1840.0		11,816	
	17:00	650	1,600	32					0			60.0	0	1900.0		11,756	
	18:00	650	1,650	32					0			50.0	0	1950.0		11,706	
	19:00	650	1,700	32					0			60.0	0	2010.0		11,646	
	20:00	850	1,775	24					0			40.0	0	2050.0		11,606	
	21:00	1,025	1,775	24					0			40.0	0	2090.0		11,566	
	22:00	900	1,800	24					0			30.0	0	2120.0		11,536	
	23:00	750	1,800	24					0			30.0	0	2150.0		11,506	
10/27/07	0:00	800	1,850	24					0			35.0	0	2185.0		11,471	
	1:00	725	1,875	24					0			30.0	0	2215.0		11,441	
	2:00	900	1,875	24					0			35.0	0	2250.0		11,406	
	3:00	900	1,875	24					0			35.0	0	2285.0		11,371	
	4:00	900	1,900	24					0			30.0	0	2315.0		11,341	
	5:00	1,000	1,900	24					0			30.0	0	2345.0		11,311	
	6:00	1,000	1,900	24					0			30.0	0	2375.0		11,281	
	7:00	1,000	1,925	24					0			40.0	0	2415.0		11,241	
	8:00	1,000	1,925	24					0			40.0	0	2455.0		11,201	
	9:00	1,000	1,925	24					0			35.0	0	2490.0		11,166	
	10:00	1,000	1,925	24					0			45.0	0	2535.0		11,121	
	11:00	1,000	1,925	20					0			40.0	0	2575.0		11,081	
	12:00	1,025	1,925	20					0			35.0	0	2610.0		11,046	
	13:00	1,100	1,925	20					0			30.0	0	2640.0		11,016	
	14:00	1,100	1,925	20					0			30.0	0	2670.0		10,986	
	15:00	1,125	1,925	20					0			35.0	0	2705.0		10,951	
	16:00	1,125	1,925	20					0			30.0	0	2735.0		10,921	
	17:00	1,125	1,925	20					789	789		30.0	0	2765.0		10,891	
	18:00	1,125	1,950	20					790	1,579		35.0	0	2800.0		10,856	
	19:00	1,125	1,950	20					1,024	2,603		30.0	0	2830.0		10,826	
	20:00	1,150	1,950	20					1,021	3,624		30.0	0	2860.0		10,796	
	21:00	1,150	1,950	20					1,079	4,703		30.0	0	2890.0		10,766	
	22:00	1,175	1,950	20					1,091	5,794		30.0	0	2920.0		10,736	
	23:00	1,175	1,950	20					1,087	6,881		27.0	0	2947.0		10,709	
10/28/07	0:00	1,175	1,950	20					1,090	7,971		30.0	0	2977.0		10,679	
	1:00	1,150	1,925	20					1,103	9,074		27.0	0	3004.0		10,652	
	2:00	1,150	1,925	20					1,129	10,203		27.0	0	3031.0		10,625	
	3:00	1,150	1,925	20					1,121	11,324		30.0	0	3061.0		10,595	
	4:00	1,125	1,925	20					1,239	12,563		25.0	0	3086.0		10,570	
	5:00	1,125	1,925	20					1,176	13,739		27.0	0	3113.0		10,543	
	6:00	1,125	1,925	20					1,181	14,920		30.0	0	3143.0		10,513	
	7:00	1,175	1,925	20					1,211	16,131		27.0	0	3170.0		10,486	
	8:00	1,150	1,925	20					1,203	17,334		25.0	0	3195.0		10,461	
	9:00	1,175	1,925	20					1,216	18,550		25.0	0	3220.0		10,436	
	10:00	1,175	1,925	20					1,277	19,827		25.0	0	3245.0		10,411	
	11:00	1,150	1,925	20					1,233	21,060		27.0	0	3272.0		10,384	
	12:00	1,150	1,925	20					1,251	22,311		22.0	0	3294.0		10,362	

Flowback by
Supervisor
Operators
Location Phn#

Cardinal Flow Testing
Alan Tayrien
Joshua Hall
979-218-6488

Well Name
Operator
Representative

WGV 21-23-697
Williams
Keith Hoffland

		Totals From Below: 84,832											0 4,022.0		9,393		
Date MM/DD/YYYY	Time hh/mm	Wellhead Data			Separator				Gas Production		Fluid Production			Cumulative Prod		Frac Water	
		Tubing Press Psig	Casing Press Psig	Choke Size Ins.	Static Press. Psig	Diff. INS. H2O	Temp °F	Gas %	Approx. Flowrate MMCF/D	Cum. Volume MMCF	Cond. Prod. BO	Tank Gauge In H2O	Water Prod. BW	Cond. Prod. BO	Water Prod. BW	Pumped (1) BW	Yet To Recover BW
	13:00	1,200	1,900	20					1,290	23,601			20.0	0	3314.0		10,342
	14:00	1,200	1,900	20					1,289	24,890			25.0	0	3339.0		10,317
	15:00	1,175	1,900	20					1,299	26,189			20.0	0	3359.0		10,297
	16:00	1,150	1,900	20					1,281	27,470			20.0	0	3379.0		10,277
	17:00	1,150	1,900	20					1,299	28,769			17.0	0	3396.0		10,260
	18:00	1,175	1,900	20					1,331	30,100			20.0	0	3416.0		10,240
	19:00	1,200	1,900	20					1,337	31,437			15.0	0	3431.0		10,225
	20:00	1,200	1,900	20					1,351	32,788			17.0	0	3448.0		10,208
	21:00	1,175	1,900	20					1,370	34,158			20.0	0	3468.0		10,188
	22:00	1,200	1,900	20					1,377	35,535			17.0	0	3485.0		10,171
	23:00	1,200	1,900	20					1,351	36,886			17.0	0	3502.0		10,154
10/29/07	0:00	1,200	1,900	20					1,398	38,284			20.0	0	3522.0		10,134
	1:00	1,200	1,900	20					1,386	39,670			15.0	0	3537.0		10,119
	2:00	1,200	1,900	20					1,441	41,111			17.0	0	3554.0		10,102
	3:00	1,200	1,875	20					1,418	42,529			15.0	0	3569.0		10,087
	4:00	1,200	1,875	20					1,369	43,898			15.0	0	3584.0		10,072
	5:00	1,200	1,875	20					1,412	45,310			17.0	0	3601.0		10,055
	6:00	1,200	1,875	20					1,396	46,706			17.0	0	3618.0		10,038
	7:00	1,200	1,875	20					1,496	48,202			15.0	0	3633.0		10,023
	8:00	1,200	1,875	20					1,449	49,651			15.0	0	3648.0		10,008
	9:00	1,200	1,850	20					1,586	51,237			20.0	0	3668.0		9,988
	10:00	1,200	1,850	20					1,535	52,772			15.0	0	3683.0		9,973
	11:00	1,200	1,850	20					1,561	54,333			17.0	0	3700.0		9,956
	12:00	1,250	1,850	20					1,550	55,883			20.0	0	3720.0		9,936
	13:00	1,225	1,850	20					1,612	57,495			15.0	0	3735.0		9,921
	14:00	1,225	1,850	20					1,537	59,032			15.0	0	3750.0		9,906
	15:00	1,250	1,850	20					1,531	60,563			17.0	0	3767.0		9,889
	16:00	1,250	1,850	20					1,591	62,154			15.0	0	3782.0		9,874
	17:00	1,250	1,825	20					1,577	63,731			20.0	0	3802.0		9,854
	18:00	1,250	1,825	20					1,581	65,312			17.0	0	3819.0		9,837
	19:00	1,250	1,825	20					1,621	66,933			17.0	0	3836.0		9,820
	20:00	1,250	1,825	20					1,610	68,543			20.0	0	3856.0		9,800
	21:00	1,250	1,800	20					1,613	70,156			20.0	0	3876.0		9,780
	22:00	1,250	1,800	20					1,510	71,666			15.0	0	3891.0		9,765
	23:00	1,250	1,800	20					1,670	73,336			15.0	0	3906.0		9,750
10/30/07	0:00	1,250	1,800	20					1,609	74,945			15.0	0	3921.0		9,735
	1:00	1,250	1,800	20					1,694	76,639			17.0	0	3938.0		9,718
	2:00	1,250	1,800	20					1,618	78,257			15.0	0	3953.0		9,703
	3:00	1,250	1,800	20					1,640	79,897			20.0	0	3973.0		9,683
	4:00	1,250	1,800	20					1,608	81,505			15.0	0	3988.0		9,668
	5:00	1,250	1,800	20					1,683	83,188			17.0	0	4005.0		9,651
	6:00	1,250	1,800	20					1,644	84,832			17.0	0	4022.0		9,634
	7:00									84,832			0.0	0	4022.0		9,634
	8:00									84,832			0.0	0	4022.0		9,634
	9:00									84,832			0.0	0	4022.0		9,634
	10:00									84,832			0.0	0	4022.0		9,634
	11:00									84,832			0.0	0	4022.0		9,634
	12:00									84,832			0.0	0	4022.0		9,634
	13:00									84,832			0.0	0	4022.0		9,634

Flowback by
Supervisor
Operators
Location Phn#

Cardinal Flow Testing
Alan Tayrien
Joshua Hall
979-218-6488

Well Name
Operator
Representative

WGV 21-23-697
Williams
Keith Hoffland

								Totals From Below: 84,832					0 4,022.0		9,393		
Date MM/DD/YYYY	Time hh/mm	Wellhead Data			Separator				Gas Production		Fluid Production			Cumulative Prod		Frac Water	
		Tubing Press Psig	Casing Press Psig	Choke Size Ins.	Static Press. Psig	Diff. INS. H2O	Temp °F	Gas %	Approx. Flowrate MMCF/D	Cum. Volume MMCF	Cond. Prod. BO	Tank Gauge In H2O	Water Prod. BW	Cond. Prod. BO	Water Prod. BW	Pumped (1) BW	Yet To Recover BW
	14:00								84,832			0.0	0	4022.0		9,634	
	15:00								84,832			0.0	0	4022.0		9,634	
	16:00								84,832			0.0	0	4022.0		9,634	
	17:00								84,832			0.0	0	4022.0		9,634	
	18:00								84,832			0.0	0	4022.0		9,634	
	19:00								84,832			0.0	0	4022.0		9,634	
	20:00								84,832			0.0	0	4022.0		9,634	
	21:00								84,832			0.0	0	4022.0		9,634	
	22:00								84,832			0.0	0	4022.0		9,634	
	23:00								84,832			0.0	0	4022.0		9,634	
10/31/07	0:00								84,832			0.0	0	4022.0		9,634	
	1:00								84,832			0.0	0	4022.0		9,634	
	2:00								84,832			0.0	0	4022.0		9,634	
	3:00								84,832			0.0	0	4022.0		9,634	
	4:00								84,832			0.0	0	4022.0		9,634	
	5:00								84,832			0.0	0	4022.0		9,634	
	6:00								84,832			0.0	0	4022.0		9,634	
	7:00								84,832			0.0	0	4022.0		9,634	
	8:00								84,832			0.0	0	4022.0		9,634	
	9:00								84,832			0.0	0	4022.0		9,634	
	10:00								84,832			0.0	0	4022.0		9,634	
	11:00								84,832			0.0	0	4022.0		9,634	
	12:00								84,832			0.0	0	4022.0		9,634	
	13:00								84,832			0.0	0	4022.0		9,634	
	14:00								84,832			0.0	0	4022.0		9,634	
	15:00								84,832			0.0	0	4022.0		9,634	
	16:00								84,832			0.0	0	4022.0		9,634	
	17:00								84,832			0.0	0	4022.0		9,634	
	18:00								84,832			0.0	0	4022.0		9,634	
	19:00								84,832			0.0	0	4022.0		9,634	
	20:00								84,832			0.0	0	4022.0		9,634	
	21:00								84,832			0.0	0	4022.0		9,634	
	22:00								84,832			0.0	0	4022.0		9,634	
	23:00								84,832			0.0	0	4022.0		9,634	
11/01/07	0:00								84,832			0.0	0	4022.0		9,634	
	1:00								84,832			0.0	0	4022.0		9,634	
	2:00								84,832			0.0	0	4022.0		9,634	
	3:00								84,832			0.0	0	4022.0		9,634	
	4:00								84,832			0.0	0	4022.0		9,634	
	5:00								84,832			0.0	0	4022.0		9,634	
	6:00								84,832			0.0	0	4022.0		9,634	
	7:00								84,832			0.0	0	4022.0		9,634	
	8:00								84,832			0.0	0	4022.0		9,634	
	9:00								84,832			0.0	0	4022.0		9,634	
	10:00								84,832			0.0	0	4022.0		9,634	
	11:00								84,832			0.0	0	4022.0		9,634	
	12:00								84,832			0.0	0	4022.0		9,634	
	13:00								84,832			0.0	0	4022.0		9,634	
	14:00								84,832			0.0	0	4022.0		9,634	

Flowback by
Supervisor
Operators
Location Phn#

Cardinal Flow Testing
Alan Tayrien
Joshua Hall
979-218-6488

Well Name
Operator
Representative

WGV 21-23-697
Williams
Keith Hoffland

								Totals From Below: 84,832					0 4,022.0		9,393		
Date	Time	Wellhead Data			Separator				Gas Production		Fluid Production			Cumulative Prod		Frac Water	
MM/DD/YYYY	hh/mm	Tubing Press Psig	Casing Press Psig	Choke Size Ins.	Static Press. Psig	Diff. INS. H2O	Temp °F	Gas %	Approx. Flowrate MMCF/D	Cum. Volume MMCF	Cond. Prod. BO	Tank Gauge In H2O	Water Prod. BW	Cond. Prod. BO	Water Prod. BW	Pumped (1) BW	Yet To Recover BW
	15:00									84,832			0.0	0	4022.0		9,634
	16:00									84,832			0.0	0	4022.0		9,634
	17:00									84,832			0.0	0	4022.0		9,634
	18:00									84,832			0.0	0	4022.0		9,634
	19:00									84,832			0.0	0	4022.0		9,634
	20:00									84,832			0.0	0	4022.0		9,634
	21:00									84,832			0.0	0	4022.0		9,634
	22:00									84,832			0.0	0	4022.0		9,634
	23:00									84,832			0.0	0	4022.0		9,634
11/02/07	0:00									84,832			0.0	0	4022.0		9,634
	1:00									84,832			0.0	0	4022.0		9,634
	2:00									84,832			0.0	0	4022.0		9,634
	3:00									84,832			0.0	0	4022.0		9,634
	4:00									84,832			0.0	0	4022.0		9,634
	5:00									84,832			0.0	0	4022.0		9,634
	6:00									84,832			0.0	0	4022.0		9,634
	7:00									84,832			0.0	0	4022.0		9,634
	8:00									84,832			0.0	0	4022.0		9,634
	9:00									84,832			0.0	0	4022.0		9,634
	10:00									84,832			0.0	0	4022.0		9,634
	11:00									84,832			0.0	0	4022.0		9,634
	12:00									84,832			0.0	0	4022.0		9,634
	13:00									84,832			0.0	0	4022.0		9,634
	14:00									84,832			0.0	0	4022.0		9,634
	15:00									84,832			0.0	0	4022.0		9,634
	16:00									84,832			0.0	0	4022.0		9,634
	17:00									84,832			0.0	0	4022.0		9,634
	18:00									84,832			0.0	0	4022.0		9,634
	19:00									84,832			0.0	0	4022.0		9,634
	20:00									84,832			0.0	0	4022.0		9,634
	21:00									84,832			0.0	0	4022.0		9,634
	22:00									84,832			0.0	0	4022.0		9,634
	23:00									84,832			0.0	0	4022.0		9,634
11/03/07	0:00									84,832			0.0	0	4022.0		9,634
	1:00									84,832			0.0	0	4022.0		9,634
	2:00									84,832			0.0	0	4022.0		9,634
	3:00									84,832			0.0	0	4022.0		9,634
	4:00									84,832			0.0	0	4022.0		9,634
	5:00									84,832			0.0	0	4022.0		9,634
	6:00									84,832			0.0	0	4022.0		9,634
	7:00									84,832			0.0	0	4022.0		9,634
	8:00									84,832			0.0	0	4022.0		9,634
	9:00									84,832			0.0	0	4022.0		9,634
	10:00									84,832			0.0	0	4022.0		9,634
	11:00									84,832			0.0	0	4022.0		9,634
	12:00									84,832			0.0	0	4022.0		9,634
	13:00									84,832			0.0	0	4022.0		9,634
	14:00									84,832			0.0	0	4022.0		9,634
	15:00									84,832			0.0	0	4022.0		9,634

Flowback by
Supervisor
Operators
Location Phn#

Cardinal Flow Testing
Alan Tayrien
Joshua Hall
979-218-6488

Well Name
Operator
Representative

WGV 21-23-697
Williams
Keith Hoffland

									Totals From Below: 84,832					0	4,022.0	9,393	
Date MM/DD/YYYY	Time hh/mm	Wellhead Data			Separator				Gas Production		Fluid Production			Cumulative Prod		Frac Water	
		Tubing Press Psig	Casing Press Psig	Choke Size Ins.	Static Press. Psig	Diff. INS. H2O	Temp °F	Gas %	Approx. Flowrate MMCF/D	Cum. Volume MMCF	Cond. Prod. BO	Tank Gauge In H2O	Water Prod. BW	Cond. Prod. BO	Water Prod. BW	Pumped (1) BW	Yet To Recover BW
	16:00								84,832			0.0	0	4022.0		9,634	
	17:00								84,832			0.0	0	4022.0		9,634	
	18:00								84,832			0.0	0	4022.0		9,634	
	19:00								84,832			0.0	0	4022.0		9,634	
	20:00								84,832			0.0	0	4022.0		9,634	
	21:00								84,832			0.0	0	4022.0		9,634	
	22:00								84,832			0.0	0	4022.0		9,634	
	23:00								84,832			0.0	0	4022.0		9,634	
11/04/07	0:00								84,832			0.0	0	4022.0		9,634	
	1:00								84,832			0.0	0	4022.0		9,634	
	2:00								84,832			0.0	0	4022.0		9,634	
	3:00								84,832			0.0	0	4022.0		9,634	
	4:00								84,832			0.0	0	4022.0		9,634	
	5:00								84,832			0.0	0	4022.0		9,634	
	6:00								84,832			0.0	0	4022.0		9,634	
	7:00								84,832			0.0	0	4022.0		9,634	
	8:00								84,832			0.0	0	4022.0		9,634	
	9:00								84,832			0.0	0	4022.0		9,634	
	10:00								84,832			0.0	0	4022.0		9,634	
	11:00								84,832			0.0	0	4022.0		9,634	
	12:00								84,832			0.0	0	4022.0		9,634	
	13:00								84,832			0.0	0	4022.0		9,634	
	14:00								84,832			0.0	0	4022.0		9,634	
	15:00								84,832			0.0	0	4022.0		9,634	
	16:00								84,832			0.0	0	4022.0		9,634	
	17:00								84,832			0.0	0	4022.0		9,634	
	18:00								84,832			0.0	0	4022.0		9,634	
	19:00								84,832			0.0	0	4022.0		9,634	
	20:00								84,832			0.0	0	4022.0		9,634	
	21:00								84,832			0.0	0	4022.0		9,634	
	22:00								84,832			0.0	0	4022.0		9,634	
	23:00								84,832			0.0	0	4022.0		9,634	
11/05/07	0:00								84,832			0.0	0	4022.0		9,634	
	1:00								84,832			0.0	0	4022.0		9,634	
	2:00								84,832			0.0	0	4022.0		9,634	
	3:00								84,832			0.0	0	4022.0		9,634	
	4:00								84,832			0.0	0	4022.0		9,634	
	5:00								84,832			0.0	0	4022.0		9,634	
	6:00								84,832			0.0	0	4022.0		9,634	
	7:00								84,832			0.0	0	4022.0		9,634	
	8:00								84,832			0.0	0	4022.0		9,634	
	9:00								84,832			0.0	0	4022.0		9,634	
	10:00								84,832			0.0	0	4022.0		9,634	
	11:00								84,832			0.0	0	4022.0		9,634	
	12:00								84,832			0.0	0	4022.0		9,634	
	13:00								84,832			0.0	0	4022.0		9,634	
	14:00								84,832			0.0	0	4022.0		9,634	
	15:00								84,832			0.0	0	4022.0		9,634	
	16:00								84,832			0.0	0	4022.0		9,634	

Flowback by
Supervisor
Operators
Location Phn#

Cardinal Flow Testing
Alan Tayrien
Joshua Hall
979-218-6488

Well Name
Operator
Representative

WGV 21-23-697
Williams
Keith Hoffland

		Totals From Below: 84,832											0	4,022.0	9,393		
Date MM/DD/YYYY	Time hh/mm	Wellhead Data			Separator				Gas Production		Fluid Production			Cumulative Prod		Frac Water	
		Tubing Press Psig	Casing Press Psig	Choke Size Ins.	Static Press. Psig	Diff. INS. H2O	Temp °F	Gas %	Approx. Flowrate MMCF/D	Cum. Volume MMCF	Cond. Prod. BO	Tank Gauge In H2O	Water Prod. BW	Cond. Prod. BO	Water Prod. BW	Pumped (1) BW	Yet To Recover BW
	17:00								84,832			0.0	0	4022.0		9,634	
	18:00								84,832			0.0	0	4022.0		9,634	
	19:00								84,832			0.0	0	4022.0		9,634	
	20:00								84,832			0.0	0	4022.0		9,634	
	21:00								84,832			0.0	0	4022.0		9,634	
	22:00								84,832			0.0	0	4022.0		9,634	
	23:00								84,832			0.0	0	4022.0		9,634	
11/06/07	0:00								84,832			0.0	0	4022.0		9,634	
	1:00								84,832			0.0	0	4022.0		9,634	
	2:00								84,832			0.0	0	4022.0		9,634	
	3:00								84,832			0.0	0	4022.0		9,634	
	4:00								84,832			0.0	0	4022.0		9,634	
	5:00								84,832			0.0	0	4022.0		9,634	
	6:00								84,832			0.0	0	4022.0		9,634	
	7:00								84,832			0.0	0	4022.0		9,634	
	8:00								84,832			0.0	0	4022.0		9,634	
	9:00								84,832			0.0	0	4022.0		9,634	
	10:00								84,832			0.0	0	4022.0		9,634	
	11:00								84,832			0.0	0	4022.0		9,634	
	12:00								84,832			0.0	0	4022.0		9,634	
	13:00								84,832			0.0	0	4022.0		9,634	
	14:00								84,832			0.0	0	4022.0		9,634	
	15:00								84,832			0.0	0	4022.0		9,634	
	16:00								84,832			0.0	0	4022.0		9,634	
	17:00								84,832			0.0	0	4022.0		9,634	
	18:00								84,832			0.0	0	4022.0		9,634	
	19:00								84,832			0.0	0	4022.0		9,634	
	20:00								84,832			0.0	0	4022.0		9,634	
	21:00								84,832			0.0	0	4022.0		9,634	
	22:00								84,832			0.0	0	4022.0		9,634	
	23:00								84,832			0.0	0	4022.0		9,634	
11/07/07	0:00								84,832			0.0	0	4022.0		9,634	
	1:00								84,832			0.0	0	4022.0		9,634	
	2:00								84,832			0.0	0	4022.0		9,634	
	3:00								84,832			0.0	0	4022.0		9,634	
	4:00								84,832			0.0	0	4022.0		9,634	
	5:00								84,832			0.0	0	4022.0		9,634	
	6:00								84,832			0.0	0	4022.0		9,634	
	7:00								84,832			0.0	0	4022.0		9,634	
	8:00								84,832			0.0	0	4022.0		9,634	
	9:00								84,832			0.0	0	4022.0		9,634	
	10:00								84,832			0.0	0	4022.0		9,634	
	11:00								84,832			0.0	0	4022.0		9,634	
	12:00								84,832			0.0	0	4022.0		9,634	
	13:00								84,832			0.0	0	4022.0		9,634	
	14:00								84,832			0.0	0	4022.0		9,634	
	15:00								84,832			0.0	0	4022.0		9,634	
	16:00								84,832			0.0	0	4022.0		9,634	
	17:00								84,832			0.0	0	4022.0		9,634	

Flowback by **Cardinal Flow Testing**
Supervisor **Alan Tayrien**
Operators **Joshua Hall**
Location Phn# **979-218-6488**

Well Name **WGV 21-23-697**
Operator **Williams**
Representative **Keith Hoffland**

Totals From Below: 84,832													0	4,022.0	9,393		
Date MM/DD/YYYY	Time hh/mm	Wellhead Data			Separator				Gas Production		Fluid Production			Cumulative Prod		Frac Water	
		Tubing Press Psig	Casing Press Psig	Choke Size Ins.	Static Press. Psig	Diff. INS. H2O	Temp °F	Gas %	Approx. Flowrate MMCF/D	Cum. Volume MMCF	Cond. Prod. BO	Tank Gauge In H2O	Water Prod. BW	Cond. Prod. BO	Water Prod. BW	Pumped (1) BW	Yet To Recover BW
	18:00									84,832			0.0	0	4022.0		9,634
	19:00									84,832			0.0	0	4022.0		9,634
	20:00									84,832			0.0	0	4022.0		9,634
	21:00									84,832			0.0	0	4022.0		9,634
	22:00									84,832			0.0	0	4022.0		9,634
	23:00									84,832			0.0	0	4022.0		9,634

Flowback by
Supervisor
Operators
Location Phn#

Cardinal Flow Testing
Alan Tayrien
Joshua Hall
979-218-6488

Well Name
Operator
Representative

WGV 21-23-697
Williams
Keith Hoffland

								Totals From Below: 126,291						0 4,388.0		9,393	
Date MM/DD/YYYY	Time hh/mm	Wellhead Data			Separator				Gas Production		Fluid Production			Cumulative Prod		Frac Water	
		Tubing Press Psig	Casing Press Psig	Choke Size Ins.	Static Press. Psig	Diff. INS. H2O	Temp °F	Gas %	Approx. Flowrate MMCF/D	Cum. Volume MMCF	Cond. Prod. BO	Tank Gauge In H2O	Water Prod. BW	Cond. Prod. BO	Water Prod. BW	Pumped (1) BW	Yet To Recover BW
10/18/07	7:00								0			0.0	0	0.0		0	
	8:00								0			0.0	0	0.0		0	
	9:00								0			0.0	0	0.0		0	
	10:00								0			0.0	0	0.0		0	
	11:00								0			0.0	0	0.0		0	
	12:00								0			0.0	0	0.0		0	
	13:00								0			0.0	0	0.0		0	
	14:00								0			0.0	0	0.0		0	
	15:00								0			0.0	0	0.0		0	
	16:00		650	24					0			0.0	0	0.0	4,263	4,263	
	17:00		475	24					0			75.0	0	75.0		4,188	
	18:00		400	24					0			60.0	0	135.0		4,128	
	19:00		375	24					0			40.0	0	175.0		4,088	
	20:00		350	24					0			30.0	0	205.0		4,058	
	21:00		250	32					0			30.0	0	235.0		4,028	
	22:00		225	32					0			20.0	0	255.0		4,008	
	23:00		200	48					0			20.0	0	275.0		3,988	
10/19/07	0:00		150	48					0			20.0	0	295.0		3,968	
	1:00		100	48					0			20.0	0	315.0		3,948	
	2:00		100	48					0			10.0	0	325.0		3,938	
	3:00		100	48					0			10.0	0	335.0		3,928	
	4:00		75	48					0			10.0	0	345.0		3,918	
	5:00		50	48					0			10.0	0	355.0		3,908	
	6:00		50	48					0			10.0	0	365.0		3,898	
	7:00								0			0.0	0	365.0		3,898	
	8:00								0			0.0	0	365.0		3,898	
	9:00								0			0.0	0	365.0		3,898	
	10:00								0			0.0	0	365.0		3,898	
	11:00								0			0.0	0	365.0		3,898	
	12:00								0			0.0	0	365.0		3,898	
	13:00								0			0.0	0	365.0		3,898	
	14:00								0			0.0	0	365.0		3,898	
	15:00								0			0.0	0	365.0		3,898	
	16:00								0			0.0	0	365.0		3,898	
	17:00								0			0.0	0	365.0	9,393	13,291	
	18:00		0	48					0			0.0	0	365.0		13,291	
	19:00		0	48					0			0.0	0	365.0		13,291	
	20:00		0	48					0			0.0	0	365.0		13,291	
	21:00		0	48					0			0.0	0	365.0		13,291	
	22:00		0	48					0			0.0	0	365.0		13,291	
	23:00		0	48					0			0.0	0	365.0		13,291	
10/20/07	0:00		0	48					0			0.0	0	365.0		13,291	
	1:00		0	48					0			0.0	0	365.0		13,291	
	2:00		0	48					0			0.0	0	365.0		13,291	
	3:00		0	48					0			0.0	0	365.0		13,291	
	4:00		0	48					0			0.0	0	365.0		13,291	
	5:00		0	48					0			0.0	0	365.0		13,291	
	6:00		0	48					0			0.0	0	365.0		13,291	
	7:00		0	48					0			0.0	0	365.0		13,291	
	8:00		0	48					0			0.0	0	365.0		13,291	

Flowback by
Supervisor
Operators
Location Phn#

Cardinal Flow Testing
Alan Tayrien
Joshua Hall
979-218-6488

Well Name
Operator
Representative

WGV 21-23-697
Williams
Keith Hoffland

								Totals From Below: 126,291						0 4,388.0		9,393	
Date MM/DD/YYYY	Time hh/mm	Wellhead Data			Separator				Gas Production		Fluid Production			Cumulative Prod		Frac Water	
		Tubing Press Psig	Casing Press Psig	Choke Size Ins.	Static Press. Psig	Diff. INS. H2O	Temp °F	Gas %	Approx. Flowrate MMCF/D	Cum. Volume MMCF	Cond. Prod. BO	Tank Gauge In H2O	Water Prod. BW	Cond. Prod. BO	Water Prod. BW	Pumped (1) BW	Yet To Recover BW
	9:00		0	48					0			0.0	0	365.0		13,291	
	10:00		0	48					0			0.0	0	365.0		13,291	
	11:00		0	48					0			0.0	0	365.0		13,291	
	12:00		0	48					0			0.0	0	365.0		13,291	
	13:00		0	48					0			0.0	0	365.0		13,291	
	14:00		0	48					0			0.0	0	365.0		13,291	
	15:00		0	48					0			0.0	0	365.0		13,291	
	16:00		0	48					0			0.0	0	365.0		13,291	
	17:00		0	48					0			0.0	0	365.0		13,291	
	18:00		0	48					0			0.0	0	365.0		13,291	
	19:00		0	48					0			0.0	0	365.0		13,291	
	20:00		0	48					0			0.0	0	365.0		13,291	
	21:00		0	48					0			0.0	0	365.0		13,291	
	22:00		0	48					0			0.0	0	365.0		13,291	
	23:00		0	48					0			0.0	0	365.0		13,291	
10/21/07	0:00		0	48					0			0.0	0	365.0		13,291	
	1:00		0	48					0			0.0	0	365.0		13,291	
	2:00		0	48					0			0.0	0	365.0		13,291	
	3:00		0	48					0			0.0	0	365.0		13,291	
	4:00		0	48					0			0.0	0	365.0		13,291	
	5:00		0	48					0			0.0	0	365.0		13,291	
	6:00		0	48					0			0.0	0	365.0		13,291	
	7:00		0	48					0			0.0	0	365.0		13,291	
	8:00		0	48					0			0.0	0	365.0		13,291	
	9:00		0	48					0			0.0	0	365.0		13,291	
	10:00		0	48					0			0.0	0	365.0		13,291	
	11:00		0	48					0			0.0	0	365.0		13,291	
	12:00		0	48					0			0.0	0	365.0		13,291	
	13:00		0	48					0			0.0	0	365.0		13,291	
	14:00		0	48					0			0.0	0	365.0		13,291	
	15:00		0	48					0			0.0	0	365.0		13,291	
	16:00		0	48					0			0.0	0	365.0		13,291	
	17:00		0	48					0			0.0	0	365.0		13,291	
	18:00		0	48					0			0.0	0	365.0		13,291	
	19:00		0	48					0			0.0	0	365.0		13,291	
	20:00		0	48					0			0.0	0	365.0		13,291	
	21:00		0	48					0			0.0	0	365.0		13,291	
	22:00		0	48					0			0.0	0	365.0		13,291	
	23:00		0	48					0			0.0	0	365.0		13,291	
10/22/07	0:00		0	48					0			0.0	0	365.0		13,291	
	1:00		0	48					0			0.0	0	365.0		13,291	
	2:00		0	48					0			0.0	0	365.0		13,291	
	3:00		0	48					0			0.0	0	365.0		13,291	
	4:00		0	48					0			0.0	0	365.0		13,291	
	5:00		0	48					0			0.0	0	365.0		13,291	
	6:00		0	48					0			0.0	0	365.0		13,291	
	7:00		0	48					0			0.0	0	365.0		13,291	
	8:00								0			0.0	0	365.0		13,291	
	9:00								0			0.0	0	365.0		13,291	

Flowback by
Supervisor
Operators
Location Phn#

Cardinal Flow Testing
Alan Tayrien
Joshua Hall
979-218-6488

Well Name
Operator
Representative

WGV 21-23-697
Williams
Keith Hoffland

		Totals From Below: 126,291											0 4,388.0		9,393		
Date MM/DD/YYYY	Time hh/mm	Wellhead Data			Separator				Gas Production		Fluid Production			Cumulative Prod		Frac Water	
		Tubing Press Psig	Casing Press Psig	Choke Size Ins.	Static Press. Psig	Diff. INS. H2O	Temp °F	Gas %	Approx. Flowrate MMCF/D	Cum. Volume MMCF	Cond. Prod. BO	Tank Gauge In H2O	Water Prod. BW	Cond. Prod. BO	Water Prod. BW	Pumped (1) BW	Yet To Recover BW
	10:00								0			0.0	0	365.0		13,291	
	11:00								0			0.0	0	365.0		13,291	
	12:00								0			0.0	0	365.0		13,291	
	13:00								0			0.0	0	365.0		13,291	
	14:00								0			0.0	0	365.0		13,291	
	15:00								0			0.0	0	365.0		13,291	
	16:00								0			0.0	0	365.0		13,291	
	17:00								0			0.0	0	365.0		13,291	
	18:00								0			0.0	0	365.0		13,291	
	19:00								0			0.0	0	365.0		13,291	
	20:00								0			0.0	0	365.0		13,291	
	21:00								0			0.0	0	365.0		13,291	
	22:00								0			0.0	0	365.0		13,291	
	23:00								0			0.0	0	365.0		13,291	
10/23/07	0:00								0			0.0	0	365.0		13,291	
	1:00								0			0.0	0	365.0		13,291	
	2:00								0			0.0	0	365.0		13,291	
	3:00								0			0.0	0	365.0		13,291	
	4:00								0			0.0	0	365.0		13,291	
	5:00								0			0.0	0	365.0		13,291	
	6:00								0			0.0	0	365.0		13,291	
	7:00								0			0.0	0	365.0		13,291	
	8:00								0			0.0	0	365.0		13,291	
	9:00								0			0.0	0	365.0		13,291	
	10:00								0			0.0	0	365.0		13,291	
	11:00								0			0.0	0	365.0		13,291	
	12:00								0			0.0	0	365.0		13,291	
	13:00								0			0.0	0	365.0		13,291	
	14:00								0			0.0	0	365.0		13,291	
	15:00								0			0.0	0	365.0		13,291	
	16:00		325	32					0			0.0	0	365.0		13,291	
	17:00		250	32					0			50.0	0	415.0		13,241	
	18:00		200	32					0			40.0	0	455.0		13,201	
	19:00		25	48					0			20.0	0	475.0		13,181	
	20:00		25	48					0			10.0	0	485.0		13,171	
	21:00		0	48					0			0.0	0	485.0		13,171	
	22:00		0	48					0			0.0	0	485.0		13,171	
	23:00		0	48					0			0.0	0	485.0		13,171	
10/24/07	0:00		0	48					0			0.0	0	485.0		13,171	
	1:00		0	48					0			0.0	0	485.0		13,171	
	2:00		0	48					0			0.0	0	485.0		13,171	
	3:00		0	48					0			0.0	0	485.0		13,171	
	4:00		0	48					0			0.0	0	485.0		13,171	
	5:00		0	48					0			0.0	0	485.0		13,171	
	6:00		0	48					0			0.0	0	485.0		13,171	
	7:00		0	48					0			0.0	0	485.0		13,171	
	8:00								0			0.0	0	485.0		13,171	
	9:00								0			0.0	0	485.0		13,171	
	10:00								0			0.0	0	485.0		13,171	

Flowback by
Supervisor
Operators
Location Phn#

Cardinal Flow Testing
Alan Tayrien
Joshua Hall
979-218-6488

Well Name
Operator
Representative

WGV 21-23-697
Williams
Keith Hoffland

								Totals From Below: 126,291						0 4,388.0		9,393	
Date MM/DD/YYYY	Time hh/mm	Wellhead Data			Separator				Gas Production		Fluid Production			Cumulative Prod		Frac Water	
		Tubing Press Psig	Casing Press Psig	Choke Size Ins.	Static Press. Psig	Diff. INS. H2O	Temp °F	Gas %	Approx. Flowrate MMCF/D	Cum. Volume MMCF	Cond. Prod. BO	Tank Gauge In H2O	Water Prod. BW	Cond. Prod. BO	Water Prod. BW	Pumped (1) BW	Yet To Recover BW
	11:00								0			0.0	0	485.0		13,171	
	12:00								0			0.0	0	485.0		13,171	
	13:00								0			0.0	0	485.0		13,171	
	14:00								0			0.0	0	485.0		13,171	
	15:00								0			0.0	0	485.0		13,171	
	16:00								0			0.0	0	485.0		13,171	
	17:00								0			0.0	0	485.0		13,171	
	18:00		375	32					0			0.0	0	485.0		13,171	
	19:00		50	32					0			60.0	0	545.0		13,111	
	20:00		50	48					0			40.0	0	585.0		13,071	
	21:00		50	48					0			20.0	0	605.0		13,051	
	22:00		50	48					0			20.0	0	625.0		13,031	
	23:00		50	48					0			20.0	0	645.0		13,011	
10/25/07	0:00		150	48					0			50.0	0	695.0		12,961	
	1:00		150	48					0			60.0	0	755.0		12,901	
	2:00		225	32					0			60.0	0	815.0		12,841	
	3:00		225	32					0			70.0	0	885.0		12,771	
	4:00		250	32					0			50.0	0	935.0		12,721	
	5:00		300	32					0			60.0	0	995.0		12,661	
	6:00		300	32					0			60.0	0	1055.0		12,601	
	7:00								0			0.0	0	1055.0		12,601	
	8:00								0			0.0	0	1055.0		12,601	
	9:00								0			0.0	0	1055.0		12,601	
	10:00								0			0.0	0	1055.0		12,601	
	11:00								0			0.0	0	1055.0		12,601	
	12:00								0			0.0	0	1055.0		12,601	
	13:00								0			0.0	0	1055.0		12,601	
	14:00								0			0.0	0	1055.0		12,601	
	15:00	0	400	48					0			0.0	0	1055.0		12,601	
	16:00	0	200	48					0			0.0	0	1055.0		12,601	
	17:00	0	25	48					0			0.0	0	1055.0		12,601	
	18:00	0	100	48					0			15.0	0	1070.0		12,586	
	19:00	0	100	48					0			20.0	0	1090.0		12,566	
	20:00	25	100	48					0			20.0	0	1110.0		12,546	
	21:00	25	50	48					0			10.0	0	1120.0		12,536	
	22:00	150	50	48					0			10.0	0	1130.0		12,526	
	23:00	250	50	48					0			10.0	0	1140.0		12,516	
10/26/07	0:00	250	150	32					0			30.0	0	1170.0		12,486	
	1:00	300	375	32					0			40.0	0	1210.0		12,446	
	2:00	325	450	32					0			40.0	0	1250.0		12,406	
	3:00	300	600	32					0			50.0	0	1300.0		12,356	
	4:00	250	600	32					0			50.0	0	1350.0		12,306	
	5:00	300	600	32					0			50.0	0	1400.0		12,256	
	6:00	300	600	32					0			50.0	0	1450.0		12,206	
	7:00	400	700	32					0			40.0	0	1490.0		12,166	
	8:00	600	850	32					0			30.0	0	1520.0		12,136	
	9:00	650	1,000	32					0			30.0	0	1550.0		12,106	
	10:00	800	1,100	24					0			30.0	0	1580.0		12,076	
	11:00	700	1,200	24					0			40.0	0	1620.0		12,036	

Flowback by
Supervisor
Operators
Location Phn#

Cardinal Flow Testing
Alan Tayrien
Joshua Hall
979-218-6488

Well Name
Operator
Representative

WGV 21-23-697
Williams
Keith Hoffland

		Totals From Below: 126,291											0 4,388.0		9,393		
Date MM/DD/YYYY	Time hh/mm	Wellhead Data			Separator				Gas Production		Fluid Production			Cumulative Prod		Frac Water	
		Tubing Press Psig	Casing Press Psig	Choke Size Ins.	Static Press. Psig	Diff. INS. H2O	Temp °F	Gas %	Approx. Flowrate MMCF/D	Cum. Volume MMCF	Cond. Prod. BO	Tank Gauge In H2O	Water Prod. BW	Cond. Prod. BO	Water Prod. BW	Pumped (1) BW	Yet To Recover BW
	12:00	600	1,250	24					0			40.0	0	1660.0		11,996	
	13:00	425	1,300	24					0			50.0	0	1710.0		11,946	
	14:00	500	1,400	32					0			50.0	0	1760.0		11,896	
	15:00	450	1,450	32					0			40.0	0	1800.0		11,856	
	16:00	575	1,500	32					0			40.0	0	1840.0		11,816	
	17:00	650	1,600	32					0			60.0	0	1900.0		11,756	
	18:00	650	1,650	32					0			50.0	0	1950.0		11,706	
	19:00	650	1,700	32					0			60.0	0	2010.0		11,646	
	20:00	850	1,775	24					0			40.0	0	2050.0		11,606	
	21:00	1,025	1,775	24					0			40.0	0	2090.0		11,566	
	22:00	900	1,800	24					0			30.0	0	2120.0		11,536	
	23:00	750	1,800	24					0			30.0	0	2150.0		11,506	
10/27/07	0:00	800	1,850	24					0			35.0	0	2185.0		11,471	
	1:00	725	1,875	24					0			30.0	0	2215.0		11,441	
	2:00	900	1,875	24					0			35.0	0	2250.0		11,406	
	3:00	900	1,875	24					0			35.0	0	2285.0		11,371	
	4:00	900	1,900	24					0			30.0	0	2315.0		11,341	
	5:00	1,000	1,900	24					0			30.0	0	2345.0		11,311	
	6:00	1,000	1,900	24					0			30.0	0	2375.0		11,281	
	7:00	1,000	1,925	24					0			40.0	0	2415.0		11,241	
	8:00	1,000	1,925	24					0			40.0	0	2455.0		11,201	
	9:00	1,000	1,925	24					0			35.0	0	2490.0		11,166	
	10:00	1,000	1,925	24					0			45.0	0	2535.0		11,121	
	11:00	1,000	1,925	20					0			40.0	0	2575.0		11,081	
	12:00	1,025	1,925	20					0			35.0	0	2610.0		11,046	
	13:00	1,100	1,925	20					0			30.0	0	2640.0		11,016	
	14:00	1,100	1,925	20					0			30.0	0	2670.0		10,986	
	15:00	1,125	1,925	20					0			35.0	0	2705.0		10,951	
	16:00	1,125	1,925	20					0			30.0	0	2735.0		10,921	
	17:00	1,125	1,925	20				789	789			30.0	0	2765.0		10,891	
	18:00	1,125	1,950	20				790	1,579			35.0	0	2800.0		10,856	
	19:00	1,125	1,950	20				1,024	2,603			30.0	0	2830.0		10,826	
	20:00	1,150	1,950	20				1,021	3,624			30.0	0	2860.0		10,796	
	21:00	1,150	1,950	20				1,079	4,703			30.0	0	2890.0		10,766	
	22:00	1,175	1,950	20				1,091	5,794			30.0	0	2920.0		10,736	
	23:00	1,175	1,950	20				1,087	6,881			27.0	0	2947.0		10,709	
10/28/07	0:00	1,175	1,950	20				1,090	7,971			30.0	0	2977.0		10,679	
	1:00	1,150	1,925	20				1,103	9,074			27.0	0	3004.0		10,652	
	2:00	1,150	1,925	20				1,129	10,203			27.0	0	3031.0		10,625	
	3:00	1,150	1,925	20				1,121	11,324			30.0	0	3061.0		10,595	
	4:00	1,125	1,925	20				1,239	12,563			25.0	0	3086.0		10,570	
	5:00	1,125	1,925	20				1,176	13,739			27.0	0	3113.0		10,543	
	6:00	1,125	1,925	20				1,181	14,920			30.0	0	3143.0		10,513	
	7:00	1,175	1,925	20				1,211	16,131			27.0	0	3170.0		10,486	
	8:00	1,150	1,925	20				1,203	17,334			25.0	0	3195.0		10,461	
	9:00	1,175	1,925	20				1,216	18,550			25.0	0	3220.0		10,436	
	10:00	1,175	1,925	20				1,277	19,827			25.0	0	3245.0		10,411	
	11:00	1,150	1,925	20				1,233	21,060			27.0	0	3272.0		10,384	
	12:00	1,150	1,925	20				1,251	22,311			22.0	0	3294.0		10,362	

Flowback by
Supervisor
Operators
Location Phn#

Cardinal Flow Testing
Alan Tayrien
Joshua Hall
979-218-6488

Well Name
Operator
Representative

WGV 21-23-697
Williams
Keith Hoffland

		Totals From Below: 126,291											0 4,388.0		9,393		
Date MM/DD/YYYY	Time hh/mm	Wellhead Data			Separator				Gas Production		Fluid Production			Cumulative Prod		Frac Water	
		Tubing Press Psig	Casing Press Psig	Choke Size Ins.	Static Press. Psig	Diff. INS. H2O	Temp °F	Gas %	Approx. Flowrate MMCF/D	Cum. Volume MMCF	Cond. Prod. BO	Tank Gauge In H2O	Water Prod. BW	Cond. Prod. BO	Water Prod. BW	Pumped (1) BW	Yet To Recover BW
	13:00	1,200	1,900	20					1,290	23,601			20.0	0	3314.0		10,342
	14:00	1,200	1,900	20					1,289	24,890			25.0	0	3339.0		10,317
	15:00	1,175	1,900	20					1,299	26,189			20.0	0	3359.0		10,297
	16:00	1,150	1,900	20					1,281	27,470			20.0	0	3379.0		10,277
	17:00	1,150	1,900	20					1,299	28,769			17.0	0	3396.0		10,260
	18:00	1,175	1,900	20					1,331	30,100			20.0	0	3416.0		10,240
	19:00	1,200	1,900	20					1,337	31,437			15.0	0	3431.0		10,225
	20:00	1,200	1,900	20					1,351	32,788			17.0	0	3448.0		10,208
	21:00	1,175	1,900	20					1,370	34,158			20.0	0	3468.0		10,188
	22:00	1,200	1,900	20					1,377	35,535			17.0	0	3485.0		10,171
	23:00	1,200	1,900	20					1,351	36,886			17.0	0	3502.0		10,154
10/29/07	0:00	1,200	1,900	20					1,398	38,284			20.0	0	3522.0		10,134
	1:00	1,200	1,900	20					1,386	39,670			15.0	0	3537.0		10,119
	2:00	1,200	1,900	20					1,441	41,111			17.0	0	3554.0		10,102
	3:00	1,200	1,875	20					1,418	42,529			15.0	0	3569.0		10,087
	4:00	1,200	1,875	20					1,369	43,898			15.0	0	3584.0		10,072
	5:00	1,200	1,875	20					1,412	45,310			17.0	0	3601.0		10,055
	6:00	1,200	1,875	20					1,396	46,706			17.0	0	3618.0		10,038
	7:00	1,200	1,875	20					1,496	48,202			15.0	0	3633.0		10,023
	8:00	1,200	1,875	20					1,449	49,651			15.0	0	3648.0		10,008
	9:00	1,200	1,850	20					1,586	51,237			20.0	0	3668.0		9,988
	10:00	1,200	1,850	20					1,535	52,772			15.0	0	3683.0		9,973
	11:00	1,200	1,850	20					1,561	54,333			17.0	0	3700.0		9,956
	12:00	1,250	1,850	20					1,550	55,883			20.0	0	3720.0		9,936
	13:00	1,225	1,850	20					1,612	57,495			15.0	0	3735.0		9,921
	14:00	1,225	1,850	20					1,537	59,032			15.0	0	3750.0		9,906
	15:00	1,250	1,850	20					1,531	60,563			17.0	0	3767.0		9,889
	16:00	1,250	1,850	20					1,591	62,154			15.0	0	3782.0		9,874
	17:00	1,250	1,825	20					1,577	63,731			20.0	0	3802.0		9,854
	18:00	1,250	1,825	20					1,581	65,312			17.0	0	3819.0		9,837
	19:00	1,250	1,825	20					1,621	66,933			17.0	0	3836.0		9,820
	20:00	1,250	1,825	20					1,610	68,543			20.0	0	3856.0		9,800
	21:00	1,250	1,800	20					1,613	70,156			20.0	0	3876.0		9,780
	22:00	1,250	1,800	20					1,510	71,666			15.0	0	3891.0		9,765
	23:00	1,250	1,800	20					1,670	73,336			15.0	0	3906.0		9,750
10/30/07	0:00	1,250	1,800	20					1,609	74,945			15.0	0	3921.0		9,735
	1:00	1,250	1,800	20					1,694	76,639			17.0	0	3938.0		9,718
	2:00	1,250	1,800	20					1,618	78,257			15.0	0	3953.0		9,703
	3:00	1,250	1,800	20					1,640	79,897			20.0	0	3973.0		9,683
	4:00	1,250	1,800	20					1,608	81,505			15.0	0	3988.0		9,668
	5:00	1,250	1,800	20					1,683	83,188			17.0	0	4005.0		9,651
	6:00	1,250	1,800	20					1,644	84,832			17.0	0	4022.0		9,634
	7:00	1,250	1,800	20					1,692	86,524			15.0	0	4037.0		9,619
	8:00	1,250	1,800	20					1,796	88,320			15.0	0	4052.0		9,604
	9:00	1,250	1,800	20					1,731	90,051			12.0	0	4064.0		9,592
	10:00	1,250	1,800	20					1,680	91,731			17.0	0	4081.0		9,575
	11:00	1,250	1,800	20					1,650	93,381			15.0	0	4096.0		9,560
	12:00	1,250	1,800	20					1,755	95,136			15.0	0	4111.0		9,545
	13:00	1,250	1,775	20					1,689	96,825			15.0	0	4126.0		9,530

Flowback by
Supervisor
Operators
Location Phn#

Cardinal Flow Testing
Alan Tayrien
Joshua Hall
979-218-6488

Well Name
Operator
Representative

WGV 21-23-697
Williams
Keith Hoffland

								Totals From Below: 126,291						0 4,388.0		9,393	
Date MM/DD/YYYY	Time hh/mm	Wellhead Data			Separator				Gas Production		Fluid Production			Cumulative Prod		Frac Water	
		Tubing Press Psig	Casing Press Psig	Choke Size Ins.	Static Press. Psig	Diff. INS. H2O	Temp °F	Gas %	Approx. Flowrate MMCF/D	Cum. Volume MMCF	Cond. Prod. BO	Tank Gauge In H2O	Water Prod. BW	Cond. Prod. BO	Water Prod. BW	Pumped (1) BW	Yet To Recover BW
	14:00	1,250	1,775	20					1,675	98,500			17.0	0	4143.0		9,513
	15:00	1,250	1,775	20					1,662	100,162			13.0	0	4156.0		9,500
	16:00	1,250	1,775	20					1,631	101,793			17.0	0	4173.0		9,483
	17:00	1,250	1,775	20					1,734	103,527			15.0	0	4188.0		9,468
	18:00	1,250	1,775	20					1,732	105,259			12.0	0	4200.0		9,456
	19:00	1,250	1,750	20					1,779	107,038			12.0	0	4212.0		9,444
	20:00	1,250	1,750	20					1,620	108,658			17.0	0	4229.0		9,427
	21:00	1,250	1,750	20					1,763	110,421			15.0	0	4244.0		9,412
	22:00	1,250	1,750	20					1,652	112,073			17.0	0	4261.0		9,395
	23:00	1,250	1,750	20					1,809	113,882			17.0	0	4278.0		9,378
10/31/07	0:00	1,250	1,750	20					1,859	115,741			15.0	0	4293.0		9,363
	1:00	1,250	1,750	20					1,803	117,544			17.0	0	4310.0		9,346
	2:00	1,250	1,750	20					1,740	119,284			12.0	0	4322.0		9,334
	3:00	1,250	1,750	20					1,759	121,043			17.0	0	4339.0		9,317
	4:00	1,250	1,750	20					1,690	122,733			17.0	0	4356.0		9,300
	5:00	1,250	1,750	20					1,781	124,514			15.0	0	4371.0		9,285
	6:00	1,250	1,750	20					1,777	126,291			17.0	0	4388.0		9,268
	7:00									126,291			0.0	0	4388.0		9,268
	8:00									126,291			0.0	0	4388.0		9,268
	9:00									126,291			0.0	0	4388.0		9,268
	10:00									126,291			0.0	0	4388.0		9,268
	11:00									126,291			0.0	0	4388.0		9,268
	12:00									126,291			0.0	0	4388.0		9,268
	13:00									126,291			0.0	0	4388.0		9,268
	14:00									126,291			0.0	0	4388.0		9,268
	15:00									126,291			0.0	0	4388.0		9,268
	16:00									126,291			0.0	0	4388.0		9,268
	17:00									126,291			0.0	0	4388.0		9,268
	18:00									126,291			0.0	0	4388.0		9,268
	19:00									126,291			0.0	0	4388.0		9,268
	20:00									126,291			0.0	0	4388.0		9,268
	21:00									126,291			0.0	0	4388.0		9,268
	22:00									126,291			0.0	0	4388.0		9,268
	23:00									126,291			0.0	0	4388.0		9,268
11/01/07	0:00									126,291			0.0	0	4388.0		9,268
	1:00									126,291			0.0	0	4388.0		9,268
	2:00									126,291			0.0	0	4388.0		9,268
	3:00									126,291			0.0	0	4388.0		9,268
	4:00									126,291			0.0	0	4388.0		9,268
	5:00									126,291			0.0	0	4388.0		9,268
	6:00									126,291			0.0	0	4388.0		9,268
	7:00									126,291			0.0	0	4388.0		9,268
	8:00									126,291			0.0	0	4388.0		9,268
	9:00									126,291			0.0	0	4388.0		9,268
	10:00									126,291			0.0	0	4388.0		9,268
	11:00									126,291			0.0	0	4388.0		9,268
	12:00									126,291			0.0	0	4388.0		9,268
	13:00									126,291			0.0	0	4388.0		9,268
	14:00									126,291			0.0	0	4388.0		9,268

Flowback by
Supervisor
Operators
Location Phn#

Cardinal Flow Testing
Alan Tayrien
Joshua Hall
979-218-6488

Well Name
Operator
Representative

WGV 21-23-697
Williams
Keith Hoffland

									Totals From Below: 126,291					0	4,388.0	9,393	
Date	Time	Wellhead Data			Separator				Gas Production		Fluid Production			Cumulative Prod		Frac Water	
MM/DD/YYYY	hh/mm	Tubing Press Psig	Casing Press Psig	Choke Size Ins.	Static Press. Psig	Diff. INS. H2O	Temp °F	Gas %	Approx. Flowrate MMCF/D	Cum. Volume MMCF	Cond. Prod. BO	Tank Gauge In H2O	Water Prod. BW	Cond. Prod. BO	Water Prod. BW	Pumped (1) BW	Yet To Recover BW
	15:00									126,291			0.0	0	4388.0		9,268
	16:00									126,291			0.0	0	4388.0		9,268
	17:00									126,291			0.0	0	4388.0		9,268
	18:00									126,291			0.0	0	4388.0		9,268
	19:00									126,291			0.0	0	4388.0		9,268
	20:00									126,291			0.0	0	4388.0		9,268
	21:00									126,291			0.0	0	4388.0		9,268
	22:00									126,291			0.0	0	4388.0		9,268
	23:00									126,291			0.0	0	4388.0		9,268
11/02/07	0:00									126,291			0.0	0	4388.0		9,268
	1:00									126,291			0.0	0	4388.0		9,268
	2:00									126,291			0.0	0	4388.0		9,268
	3:00									126,291			0.0	0	4388.0		9,268
	4:00									126,291			0.0	0	4388.0		9,268
	5:00									126,291			0.0	0	4388.0		9,268
	6:00									126,291			0.0	0	4388.0		9,268
	7:00									126,291			0.0	0	4388.0		9,268
	8:00									126,291			0.0	0	4388.0		9,268
	9:00									126,291			0.0	0	4388.0		9,268
	10:00									126,291			0.0	0	4388.0		9,268
	11:00									126,291			0.0	0	4388.0		9,268
	12:00									126,291			0.0	0	4388.0		9,268
	13:00									126,291			0.0	0	4388.0		9,268
	14:00									126,291			0.0	0	4388.0		9,268
	15:00									126,291			0.0	0	4388.0		9,268
	16:00									126,291			0.0	0	4388.0		9,268
	17:00									126,291			0.0	0	4388.0		9,268
	18:00									126,291			0.0	0	4388.0		9,268
	19:00									126,291			0.0	0	4388.0		9,268
	20:00									126,291			0.0	0	4388.0		9,268
	21:00									126,291			0.0	0	4388.0		9,268
	22:00									126,291			0.0	0	4388.0		9,268
	23:00									126,291			0.0	0	4388.0		9,268
11/03/07	0:00									126,291			0.0	0	4388.0		9,268
	1:00									126,291			0.0	0	4388.0		9,268
	2:00									126,291			0.0	0	4388.0		9,268
	3:00									126,291			0.0	0	4388.0		9,268
	4:00									126,291			0.0	0	4388.0		9,268
	5:00									126,291			0.0	0	4388.0		9,268
	6:00									126,291			0.0	0	4388.0		9,268
	7:00									126,291			0.0	0	4388.0		9,268
	8:00									126,291			0.0	0	4388.0		9,268
	9:00									126,291			0.0	0	4388.0		9,268
	10:00									126,291			0.0	0	4388.0		9,268
	11:00									126,291			0.0	0	4388.0		9,268
	12:00									126,291			0.0	0	4388.0		9,268
	13:00									126,291			0.0	0	4388.0		9,268
	14:00									126,291			0.0	0	4388.0		9,268
	15:00									126,291			0.0	0	4388.0		9,268

Flowback by
Supervisor
Operators
Location Phn#

Cardinal Flow Testing
Alan Tayrien
Joshua Hall
979-218-6488

Well Name
Operator
Representative

WGV 21-23-697
Williams
Keith Hoffland

								Totals From Below: 126,291						0 4,388.0		9,393	
Date MM/DD/YYYY	Time hh/mm	Wellhead Data			Separator				Gas Production		Fluid Production			Cumulative Prod		Frac Water	
		Tubing Press Psig	Casing Press Psig	Choke Size Ins.	Static Press. Psig	Diff. INS. H2O	Temp °F	Gas %	Approx. Flowrate MMCF/D	Cum. Volume MMCF	Cond. Prod. BO	Tank Gauge In H2O	Water Prod. BW	Cond. Prod. BO	Water Prod. BW	Pumped (1) BW	Yet To Recover BW
	16:00								126,291			0.0	0	4388.0		9,268	
	17:00								126,291			0.0	0	4388.0		9,268	
	18:00								126,291			0.0	0	4388.0		9,268	
	19:00								126,291			0.0	0	4388.0		9,268	
	20:00								126,291			0.0	0	4388.0		9,268	
	21:00								126,291			0.0	0	4388.0		9,268	
	22:00								126,291			0.0	0	4388.0		9,268	
	23:00								126,291			0.0	0	4388.0		9,268	
11/04/07	0:00								126,291			0.0	0	4388.0		9,268	
	1:00								126,291			0.0	0	4388.0		9,268	
	2:00								126,291			0.0	0	4388.0		9,268	
	3:00								126,291			0.0	0	4388.0		9,268	
	4:00								126,291			0.0	0	4388.0		9,268	
	5:00								126,291			0.0	0	4388.0		9,268	
	6:00								126,291			0.0	0	4388.0		9,268	
	7:00								126,291			0.0	0	4388.0		9,268	
	8:00								126,291			0.0	0	4388.0		9,268	
	9:00								126,291			0.0	0	4388.0		9,268	
	10:00								126,291			0.0	0	4388.0		9,268	
	11:00								126,291			0.0	0	4388.0		9,268	
	12:00								126,291			0.0	0	4388.0		9,268	
	13:00								126,291			0.0	0	4388.0		9,268	
	14:00								126,291			0.0	0	4388.0		9,268	
	15:00								126,291			0.0	0	4388.0		9,268	
	16:00								126,291			0.0	0	4388.0		9,268	
	17:00								126,291			0.0	0	4388.0		9,268	
	18:00								126,291			0.0	0	4388.0		9,268	
	19:00								126,291			0.0	0	4388.0		9,268	
	20:00								126,291			0.0	0	4388.0		9,268	
	21:00								126,291			0.0	0	4388.0		9,268	
	22:00								126,291			0.0	0	4388.0		9,268	
	23:00								126,291			0.0	0	4388.0		9,268	
11/05/07	0:00								126,291			0.0	0	4388.0		9,268	
	1:00								126,291			0.0	0	4388.0		9,268	
	2:00								126,291			0.0	0	4388.0		9,268	
	3:00								126,291			0.0	0	4388.0		9,268	
	4:00								126,291			0.0	0	4388.0		9,268	
	5:00								126,291			0.0	0	4388.0		9,268	
	6:00								126,291			0.0	0	4388.0		9,268	
	7:00								126,291			0.0	0	4388.0		9,268	
	8:00								126,291			0.0	0	4388.0		9,268	
	9:00								126,291			0.0	0	4388.0		9,268	
	10:00								126,291			0.0	0	4388.0		9,268	
	11:00								126,291			0.0	0	4388.0		9,268	
	12:00								126,291			0.0	0	4388.0		9,268	
	13:00								126,291			0.0	0	4388.0		9,268	
	14:00								126,291			0.0	0	4388.0		9,268	
	15:00								126,291			0.0	0	4388.0		9,268	
	16:00								126,291			0.0	0	4388.0		9,268	

Flowback by
Supervisor
Operators
Location Phn#

Cardinal Flow Testing
Alan Tayrien
Joshua Hall
979-218-6488

Well Name
Operator
Representative

WGV 21-23-697
Williams
Keith Hoffland

								Totals From Below: 126,291						0 4,388.0		9,393	
Date MM/DD/YYYY	Time hh/mm	Wellhead Data			Separator				Gas Production		Fluid Production			Cumulative Prod		Frac Water	
		Tubing Press Psig	Casing Press Psig	Choke Size Ins.	Static Press. Psig	Diff. INS. H2O	Temp °F	Gas %	Approx. Flowrate MMCF/D	Cum. Volume MMCF	Cond. Prod. BO	Tank Gauge In H2O	Water Prod. BW	Cond. Prod. BO	Water Prod. BW	Pumped (1) BW	Yet To Recover BW
	17:00								126,291			0.0	0	4388.0		9,268	
	18:00								126,291			0.0	0	4388.0		9,268	
	19:00								126,291			0.0	0	4388.0		9,268	
	20:00								126,291			0.0	0	4388.0		9,268	
	21:00								126,291			0.0	0	4388.0		9,268	
	22:00								126,291			0.0	0	4388.0		9,268	
	23:00								126,291			0.0	0	4388.0		9,268	
11/06/07	0:00								126,291			0.0	0	4388.0		9,268	
	1:00								126,291			0.0	0	4388.0		9,268	
	2:00								126,291			0.0	0	4388.0		9,268	
	3:00								126,291			0.0	0	4388.0		9,268	
	4:00								126,291			0.0	0	4388.0		9,268	
	5:00								126,291			0.0	0	4388.0		9,268	
	6:00								126,291			0.0	0	4388.0		9,268	
	7:00								126,291			0.0	0	4388.0		9,268	
	8:00								126,291			0.0	0	4388.0		9,268	
	9:00								126,291			0.0	0	4388.0		9,268	
	10:00								126,291			0.0	0	4388.0		9,268	
	11:00								126,291			0.0	0	4388.0		9,268	
	12:00								126,291			0.0	0	4388.0		9,268	
	13:00								126,291			0.0	0	4388.0		9,268	
	14:00								126,291			0.0	0	4388.0		9,268	
	15:00								126,291			0.0	0	4388.0		9,268	
	16:00								126,291			0.0	0	4388.0		9,268	
	17:00								126,291			0.0	0	4388.0		9,268	
	18:00								126,291			0.0	0	4388.0		9,268	
	19:00								126,291			0.0	0	4388.0		9,268	
	20:00								126,291			0.0	0	4388.0		9,268	
	21:00								126,291			0.0	0	4388.0		9,268	
	22:00								126,291			0.0	0	4388.0		9,268	
	23:00								126,291			0.0	0	4388.0		9,268	
11/07/07	0:00								126,291			0.0	0	4388.0		9,268	
	1:00								126,291			0.0	0	4388.0		9,268	
	2:00								126,291			0.0	0	4388.0		9,268	
	3:00								126,291			0.0	0	4388.0		9,268	
	4:00								126,291			0.0	0	4388.0		9,268	
	5:00								126,291			0.0	0	4388.0		9,268	
	6:00								126,291			0.0	0	4388.0		9,268	
	7:00								126,291			0.0	0	4388.0		9,268	
	8:00								126,291			0.0	0	4388.0		9,268	
	9:00								126,291			0.0	0	4388.0		9,268	
	10:00								126,291			0.0	0	4388.0		9,268	
	11:00								126,291			0.0	0	4388.0		9,268	
	12:00								126,291			0.0	0	4388.0		9,268	
	13:00								126,291			0.0	0	4388.0		9,268	
	14:00								126,291			0.0	0	4388.0		9,268	
	15:00								126,291			0.0	0	4388.0		9,268	
	16:00								126,291			0.0	0	4388.0		9,268	
	17:00								126,291			0.0	0	4388.0		9,268	

Flowback by **Cardinal Flow Testing**
Supervisor **Alan Tayrien**
Operators **Joshua Hall**
Location Phn# **979-218-6488**

Well Name **WGV 21-23-697**
Operator **Williams**
Representative **Keith Hoffland**

								Totals From Below: 126,291						0	4,388.0	9,393	
Date	Time	Wellhead Data			Separator				Gas Production		Fluid Production			Cumulative Prod		Frac Water	
MM/DD/YYYY		Tubing Press	Casing Press	Choke Size	Static Press.	Diff. INS.	Temp	Gas	Approx. Flowrate	Cum. Volume	Cond. Prod.	Tank Gauge	Water Prod.	Cond. Prod.	Water Prod.	Pumped (1)	Yet To Recover
	hh/mm	Psig	Psig	Ins.	Psig	H2O	°F	%	MMCF/D	MMCF	BO	In H2O	BW	BO	BW	BW	BW
	18:00									126,291			0.0	0	4388.0		9,268
	19:00									126,291			0.0	0	4388.0		9,268
	20:00									126,291			0.0	0	4388.0		9,268
	21:00									126,291			0.0	0	4388.0		9,268
	22:00									126,291			0.0	0	4388.0		9,268
	23:00									126,291			0.0	0	4388.0		9,268

Flowback by
Supervisor
Operators
Location Phn#

Cardinal Flow Testing
Alan Tayrien
Joshua Hall
979-218-6488

Well Name
Operator
Representative

WGV 21-23-697
Williams
Keith Hoffland

								Totals From Below: 172,215				0 4,748.0			9,393		
Date MM/DD/YYYY	Time hh/mm	Wellhead Data			Separator				Gas Production		Fluid Production			Cumulative Prod		Frac Water	
		Tubing Press Psig	Casing Press Psig	Choke Size Ins.	Static Press. Psig	Diff. INS. H2O	Temp °F	Gas %	Approx. Flowrate MMCF/D	Cum. Volume MMCF	Cond. Prod. BO	Tank Gauge In H2O	Water Prod. BW	Cond. Prod. BO	Water Prod. BW	Pumped (1) BW	Yet To Recover BW
10/18/07	7:00								0			0.0	0	0.0		0	
	8:00								0			0.0	0	0.0		0	
	9:00								0			0.0	0	0.0		0	
	10:00								0			0.0	0	0.0		0	
	11:00								0			0.0	0	0.0		0	
	12:00								0			0.0	0	0.0		0	
	13:00								0			0.0	0	0.0		0	
	14:00								0			0.0	0	0.0		0	
	15:00								0			0.0	0	0.0		0	
	16:00		650	24					0			0.0	0	0.0	4,263	4,263	
	17:00		475	24					0			75.0	0	75.0		4,188	
	18:00		400	24					0			60.0	0	135.0		4,128	
	19:00		375	24					0			40.0	0	175.0		4,088	
	20:00		350	24					0			30.0	0	205.0		4,058	
	21:00		250	32					0			30.0	0	235.0		4,028	
	22:00		225	32					0			20.0	0	255.0		4,008	
	23:00		200	48					0			20.0	0	275.0		3,988	
10/19/07	0:00		150	48					0			20.0	0	295.0		3,968	
	1:00		100	48					0			20.0	0	315.0		3,948	
	2:00		100	48					0			10.0	0	325.0		3,938	
	3:00		100	48					0			10.0	0	335.0		3,928	
	4:00		75	48					0			10.0	0	345.0		3,918	
	5:00		50	48					0			10.0	0	355.0		3,908	
	6:00		50	48					0			10.0	0	365.0		3,898	
	7:00								0			0.0	0	365.0		3,898	
	8:00								0			0.0	0	365.0		3,898	
	9:00								0			0.0	0	365.0		3,898	
	10:00								0			0.0	0	365.0		3,898	
	11:00								0			0.0	0	365.0		3,898	
	12:00								0			0.0	0	365.0		3,898	
	13:00								0			0.0	0	365.0		3,898	
	14:00								0			0.0	0	365.0		3,898	
	15:00								0			0.0	0	365.0		3,898	
	16:00								0			0.0	0	365.0		3,898	
	17:00								0			0.0	0	365.0	9,393	13,291	
	18:00		0	48					0			0.0	0	365.0		13,291	
	19:00		0	48					0			0.0	0	365.0		13,291	
	20:00		0	48					0			0.0	0	365.0		13,291	
	21:00		0	48					0			0.0	0	365.0		13,291	
	22:00		0	48					0			0.0	0	365.0		13,291	
	23:00		0	48					0			0.0	0	365.0		13,291	
10/20/07	0:00		0	48					0			0.0	0	365.0		13,291	
	1:00		0	48					0			0.0	0	365.0		13,291	
	2:00		0	48					0			0.0	0	365.0		13,291	
	3:00		0	48					0			0.0	0	365.0		13,291	
	4:00		0	48					0			0.0	0	365.0		13,291	
	5:00		0	48					0			0.0	0	365.0		13,291	
	6:00		0	48					0			0.0	0	365.0		13,291	
	7:00		0	48					0			0.0	0	365.0		13,291	
	8:00		0	48					0			0.0	0	365.0		13,291	

Flowback by
Supervisor
Operators
Location Phn#

Cardinal Flow Testing
Alan Tayrien
Joshua Hall
979-218-6488

Well Name
Operator
Representative

WGV 21-23-697
Williams
Keith Hoffland

		Totals From Below: 172,215											0 4,748.0		9,393		
Date MM/DD/YYYY	Time hh/mm	Wellhead Data			Separator				Gas Production		Fluid Production			Cumulative Prod		Frac Water	
		Tubing Press Psig	Casing Press Psig	Choke Size Ins.	Static Press. Psig	Diff. INS. H2O	Temp °F	Gas %	Approx. Flowrate MMCF/D	Cum. Volume MMCF	Cond. Prod. BO	Tank Gauge In H2O	Water Prod. BW	Cond. Prod. BO	Water Prod. BW	Pumped (1) BW	Yet To Recover BW
	9:00		0	48					0			0.0	0	365.0		13,291	
	10:00		0	48					0			0.0	0	365.0		13,291	
	11:00		0	48					0			0.0	0	365.0		13,291	
	12:00		0	48					0			0.0	0	365.0		13,291	
	13:00		0	48					0			0.0	0	365.0		13,291	
	14:00		0	48					0			0.0	0	365.0		13,291	
	15:00		0	48					0			0.0	0	365.0		13,291	
	16:00		0	48					0			0.0	0	365.0		13,291	
	17:00		0	48					0			0.0	0	365.0		13,291	
	18:00		0	48					0			0.0	0	365.0		13,291	
	19:00		0	48					0			0.0	0	365.0		13,291	
	20:00		0	48					0			0.0	0	365.0		13,291	
	21:00		0	48					0			0.0	0	365.0		13,291	
	22:00		0	48					0			0.0	0	365.0		13,291	
	23:00		0	48					0			0.0	0	365.0		13,291	
10/21/07	0:00		0	48					0			0.0	0	365.0		13,291	
	1:00		0	48					0			0.0	0	365.0		13,291	
	2:00		0	48					0			0.0	0	365.0		13,291	
	3:00		0	48					0			0.0	0	365.0		13,291	
	4:00		0	48					0			0.0	0	365.0		13,291	
	5:00		0	48					0			0.0	0	365.0		13,291	
	6:00		0	48					0			0.0	0	365.0		13,291	
	7:00		0	48					0			0.0	0	365.0		13,291	
	8:00		0	48					0			0.0	0	365.0		13,291	
	9:00		0	48					0			0.0	0	365.0		13,291	
	10:00		0	48					0			0.0	0	365.0		13,291	
	11:00		0	48					0			0.0	0	365.0		13,291	
	12:00		0	48					0			0.0	0	365.0		13,291	
	13:00		0	48					0			0.0	0	365.0		13,291	
	14:00		0	48					0			0.0	0	365.0		13,291	
	15:00		0	48					0			0.0	0	365.0		13,291	
	16:00		0	48					0			0.0	0	365.0		13,291	
	17:00		0	48					0			0.0	0	365.0		13,291	
	18:00		0	48					0			0.0	0	365.0		13,291	
	19:00		0	48					0			0.0	0	365.0		13,291	
	20:00		0	48					0			0.0	0	365.0		13,291	
	21:00		0	48					0			0.0	0	365.0		13,291	
	22:00		0	48					0			0.0	0	365.0		13,291	
	23:00		0	48					0			0.0	0	365.0		13,291	
10/22/07	0:00		0	48					0			0.0	0	365.0		13,291	
	1:00		0	48					0			0.0	0	365.0		13,291	
	2:00		0	48					0			0.0	0	365.0		13,291	
	3:00		0	48					0			0.0	0	365.0		13,291	
	4:00		0	48					0			0.0	0	365.0		13,291	
	5:00		0	48					0			0.0	0	365.0		13,291	
	6:00		0	48					0			0.0	0	365.0		13,291	
	7:00		0	48					0			0.0	0	365.0		13,291	
	8:00								0			0.0	0	365.0		13,291	
	9:00								0			0.0	0	365.0		13,291	

Flowback by
Supervisor
Operators
Location Phn#

Cardinal Flow Testing
Alan Tayrien
Joshua Hall
979-218-6488

Well Name
Operator
Representative

WGV 21-23-697
Williams
Keith Hoffland

		Totals From Below: 172,215											0	4,748.0	9,393		
Date	Time	Wellhead Data			Separator				Gas Production		Fluid Production			Cumulative Prod		Frac Water	
MM/DD/YYYY	hh/mm	Tubing Press Psig	Casing Press Psig	Choke Size Ins.	Static Press. Psig	Diff. INS. H2O	Temp °F	Gas %	Approx. Flowrate MMCF/D	Cum. Volume MMCF	Cond. Prod. BO	Tank Gauge In H2O	Water Prod. BW	Cond. Prod. BO	Water Prod. BW	Pumped (1) BW	Yet To Recover BW
	10:00									0			0.0	0	365.0		13,291
	11:00									0			0.0	0	365.0		13,291
	12:00									0			0.0	0	365.0		13,291
	13:00									0			0.0	0	365.0		13,291
	14:00									0			0.0	0	365.0		13,291
	15:00									0			0.0	0	365.0		13,291
	16:00									0			0.0	0	365.0		13,291
	17:00									0			0.0	0	365.0		13,291
	18:00									0			0.0	0	365.0		13,291
	19:00									0			0.0	0	365.0		13,291
	20:00									0			0.0	0	365.0		13,291
	21:00									0			0.0	0	365.0		13,291
	22:00									0			0.0	0	365.0		13,291
	23:00									0			0.0	0	365.0		13,291
10/23/07	0:00									0			0.0	0	365.0		13,291
	1:00									0			0.0	0	365.0		13,291
	2:00									0			0.0	0	365.0		13,291
	3:00									0			0.0	0	365.0		13,291
	4:00									0			0.0	0	365.0		13,291
	5:00									0			0.0	0	365.0		13,291
	6:00									0			0.0	0	365.0		13,291
	7:00									0			0.0	0	365.0		13,291
	8:00									0			0.0	0	365.0		13,291
	9:00									0			0.0	0	365.0		13,291
	10:00									0			0.0	0	365.0		13,291
	11:00									0			0.0	0	365.0		13,291
	12:00									0			0.0	0	365.0		13,291
	13:00									0			0.0	0	365.0		13,291
	14:00									0			0.0	0	365.0		13,291
	15:00									0			0.0	0	365.0		13,291
	16:00		325	32						0			0.0	0	365.0		13,291
	17:00		250	32						0			50.0	0	415.0		13,241
	18:00		200	32						0			40.0	0	455.0		13,201
	19:00		25	48						0			20.0	0	475.0		13,181
	20:00		25	48						0			10.0	0	485.0		13,171
	21:00		0	48						0			0.0	0	485.0		13,171
	22:00		0	48						0			0.0	0	485.0		13,171
	23:00		0	48						0			0.0	0	485.0		13,171
10/24/07	0:00		0	48						0			0.0	0	485.0		13,171
	1:00		0	48						0			0.0	0	485.0		13,171
	2:00		0	48						0			0.0	0	485.0		13,171
	3:00		0	48						0			0.0	0	485.0		13,171
	4:00		0	48						0			0.0	0	485.0		13,171
	5:00		0	48						0			0.0	0	485.0		13,171
	6:00		0	48						0			0.0	0	485.0		13,171
	7:00		0	48						0			0.0	0	485.0		13,171
	8:00									0			0.0	0	485.0		13,171
	9:00									0			0.0	0	485.0		13,171
	10:00									0			0.0	0	485.0		13,171

Flowback by
Supervisor
Operators
Location Phn#

Cardinal Flow Testing
Alan Tayrien
Joshua Hall
979-218-6488

Well Name
Operator
Representative

WGV 21-23-697
Williams
Keith Hoffland

								Totals From Below: 172,215						0 4,748.0		9,393	
Date MM/DD/YYYY	Time hh/mm	Wellhead Data			Separator				Gas Production		Fluid Production			Cumulative Prod		Frac Water	
		Tubing Press Psig	Casing Press Psig	Choke Size Ins.	Static Press. Psig	Diff. INS. H2O	Temp °F	Gas %	Approx. Flowrate MMCF/D	Cum. Volume MMCF	Cond. Prod. BO	Tank Gauge In H2O	Water Prod. BW	Cond. Prod. BO	Water Prod. BW	Pumped (1) BW	Yet To Recover BW
	11:00								0				0.0	0	485.0		13,171
	12:00								0				0.0	0	485.0		13,171
	13:00								0				0.0	0	485.0		13,171
	14:00								0				0.0	0	485.0		13,171
	15:00								0				0.0	0	485.0		13,171
	16:00								0				0.0	0	485.0		13,171
	17:00								0				0.0	0	485.0		13,171
	18:00		375	32					0				0.0	0	485.0		13,171
	19:00		50	32					0				60.0	0	545.0		13,111
	20:00		50	48					0				40.0	0	585.0		13,071
	21:00		50	48					0				20.0	0	605.0		13,051
	22:00		50	48					0				20.0	0	625.0		13,031
	23:00		50	48					0				20.0	0	645.0		13,011
10/25/07	0:00		150	48					0				50.0	0	695.0		12,961
	1:00		150	48					0				60.0	0	755.0		12,901
	2:00		225	32					0				60.0	0	815.0		12,841
	3:00		225	32					0				70.0	0	885.0		12,771
	4:00		250	32					0				50.0	0	935.0		12,721
	5:00		300	32					0				60.0	0	995.0		12,661
	6:00		300	32					0				60.0	0	1055.0		12,601
	7:00								0				0.0	0	1055.0		12,601
	8:00								0				0.0	0	1055.0		12,601
	9:00								0				0.0	0	1055.0		12,601
	10:00								0				0.0	0	1055.0		12,601
	11:00								0				0.0	0	1055.0		12,601
	12:00								0				0.0	0	1055.0		12,601
	13:00								0				0.0	0	1055.0		12,601
	14:00								0				0.0	0	1055.0		12,601
	15:00	0	400	48					0				0.0	0	1055.0		12,601
	16:00	0	200	48					0				0.0	0	1055.0		12,601
	17:00	0	25	48					0				0.0	0	1055.0		12,601
	18:00	0	100	48					0				15.0	0	1070.0		12,586
	19:00	0	100	48					0				20.0	0	1090.0		12,566
	20:00	25	100	48					0				20.0	0	1110.0		12,546
	21:00	25	50	48					0				10.0	0	1120.0		12,536
	22:00	150	50	48					0				10.0	0	1130.0		12,526
	23:00	250	50	48					0				10.0	0	1140.0		12,516
10/26/07	0:00	250	150	32					0				30.0	0	1170.0		12,486
	1:00	300	375	32					0				40.0	0	1210.0		12,446
	2:00	325	450	32					0				40.0	0	1250.0		12,406
	3:00	300	600	32					0				50.0	0	1300.0		12,356
	4:00	250	600	32					0				50.0	0	1350.0		12,306
	5:00	300	600	32					0				50.0	0	1400.0		12,256
	6:00	300	600	32					0				50.0	0	1450.0		12,206
	7:00	400	700	32					0				40.0	0	1490.0		12,166
	8:00	600	850	32					0				30.0	0	1520.0		12,136
	9:00	650	1,000	32					0				30.0	0	1550.0		12,106
	10:00	800	1,100	24					0				30.0	0	1580.0		12,076
	11:00	700	1,200	24					0				40.0	0	1620.0		12,036

Flowback by
Supervisor
Operators
Location Phn#

Cardinal Flow Testing
Alan Tayrien
Joshua Hall
979-218-6488

Well Name
Operator
Representative

WGV 21-23-697
Williams
Keith Hoffland

		Totals From Below: 172,215											0 4,748.0		9,393		
Date MM/DD/YYYY	Time hh/mm	Wellhead Data			Separator				Gas Production		Fluid Production			Cumulative Prod		Frac Water	
		Tubing Press Psig	Casing Press Psig	Choke Size Ins.	Static Press. Psig	Diff. INS. H2O	Temp °F	Gas %	Approx. Flowrate MMCF/D	Cum. Volume MMCF	Cond. Prod. BO	Tank Gauge In H2O	Water Prod. BW	Cond. Prod. BO	Water Prod. BW	Pumped (1) BW	Yet To Recover BW
	12:00	600	1,250	24					0			40.0	0	1660.0		11,996	
	13:00	425	1,300	24					0			50.0	0	1710.0		11,946	
	14:00	500	1,400	32					0			50.0	0	1760.0		11,896	
	15:00	450	1,450	32					0			40.0	0	1800.0		11,856	
	16:00	575	1,500	32					0			40.0	0	1840.0		11,816	
	17:00	650	1,600	32					0			60.0	0	1900.0		11,756	
	18:00	650	1,650	32					0			50.0	0	1950.0		11,706	
	19:00	650	1,700	32					0			60.0	0	2010.0		11,646	
	20:00	850	1,775	24					0			40.0	0	2050.0		11,606	
	21:00	1,025	1,775	24					0			40.0	0	2090.0		11,566	
	22:00	900	1,800	24					0			30.0	0	2120.0		11,536	
	23:00	750	1,800	24					0			30.0	0	2150.0		11,506	
10/27/07	0:00	800	1,850	24					0			35.0	0	2185.0		11,471	
	1:00	725	1,875	24					0			30.0	0	2215.0		11,441	
	2:00	900	1,875	24					0			35.0	0	2250.0		11,406	
	3:00	900	1,875	24					0			35.0	0	2285.0		11,371	
	4:00	900	1,900	24					0			30.0	0	2315.0		11,341	
	5:00	1,000	1,900	24					0			30.0	0	2345.0		11,311	
	6:00	1,000	1,900	24					0			30.0	0	2375.0		11,281	
	7:00	1,000	1,925	24					0			40.0	0	2415.0		11,241	
	8:00	1,000	1,925	24					0			40.0	0	2455.0		11,201	
	9:00	1,000	1,925	24					0			35.0	0	2490.0		11,166	
	10:00	1,000	1,925	24					0			45.0	0	2535.0		11,121	
	11:00	1,000	1,925	20					0			40.0	0	2575.0		11,081	
	12:00	1,025	1,925	20					0			35.0	0	2610.0		11,046	
	13:00	1,100	1,925	20					0			30.0	0	2640.0		11,016	
	14:00	1,100	1,925	20					0			30.0	0	2670.0		10,986	
	15:00	1,125	1,925	20					0			35.0	0	2705.0		10,951	
	16:00	1,125	1,925	20					0			30.0	0	2735.0		10,921	
	17:00	1,125	1,925	20				789	789			30.0	0	2765.0		10,891	
	18:00	1,125	1,950	20				790	1,579			35.0	0	2800.0		10,856	
	19:00	1,125	1,950	20				1,024	2,603			30.0	0	2830.0		10,826	
	20:00	1,150	1,950	20				1,021	3,624			30.0	0	2860.0		10,796	
	21:00	1,150	1,950	20				1,079	4,703			30.0	0	2890.0		10,766	
	22:00	1,175	1,950	20				1,091	5,794			30.0	0	2920.0		10,736	
	23:00	1,175	1,950	20				1,087	6,881			27.0	0	2947.0		10,709	
10/28/07	0:00	1,175	1,950	20				1,090	7,971			30.0	0	2977.0		10,679	
	1:00	1,150	1,925	20				1,103	9,074			27.0	0	3004.0		10,652	
	2:00	1,150	1,925	20				1,129	10,203			27.0	0	3031.0		10,625	
	3:00	1,150	1,925	20				1,121	11,324			30.0	0	3061.0		10,595	
	4:00	1,125	1,925	20				1,239	12,563			25.0	0	3086.0		10,570	
	5:00	1,125	1,925	20				1,176	13,739			27.0	0	3113.0		10,543	
	6:00	1,125	1,925	20				1,181	14,920			30.0	0	3143.0		10,513	
	7:00	1,175	1,925	20				1,211	16,131			27.0	0	3170.0		10,486	
	8:00	1,150	1,925	20				1,203	17,334			25.0	0	3195.0		10,461	
	9:00	1,175	1,925	20				1,216	18,550			25.0	0	3220.0		10,436	
	10:00	1,175	1,925	20				1,277	19,827			25.0	0	3245.0		10,411	
	11:00	1,150	1,925	20				1,233	21,060			27.0	0	3272.0		10,384	
	12:00	1,150	1,925	20				1,251	22,311			22.0	0	3294.0		10,362	

Flowback by
Supervisor
Operators
Location Phn#

Cardinal Flow Testing
Alan Tayrien
Joshua Hall
979-218-6488

Well Name
Operator
Representative

WGV 21-23-697
Williams
Keith Hoffland

		Totals From Below: 172,215											0	4,748.0	9,393		
Date MM/DD/YYYY	Time hh/mm	Wellhead Data			Separator				Gas Production		Fluid Production			Cumulative Prod		Frac Water	
		Tubing Press Psig	Casing Press Psig	Choke Size Ins.	Static Press. Psig	Diff. INS. H2O	Temp °F	Gas %	Approx. Flowrate MMCF/D	Cum. Volume MMCF	Cond. Prod. BO	Tank Gauge In H2O	Water Prod. BW	Cond. Prod. BO	Water Prod. BW	Pumped (1) BW	Yet To Recover BW
	13:00	1,200	1,900	20					1,290	23,601			20.0	0	3314.0		10,342
	14:00	1,200	1,900	20					1,289	24,890			25.0	0	3339.0		10,317
	15:00	1,175	1,900	20					1,299	26,189			20.0	0	3359.0		10,297
	16:00	1,150	1,900	20					1,281	27,470			20.0	0	3379.0		10,277
	17:00	1,150	1,900	20					1,299	28,769			17.0	0	3396.0		10,260
	18:00	1,175	1,900	20					1,331	30,100			20.0	0	3416.0		10,240
	19:00	1,200	1,900	20					1,337	31,437			15.0	0	3431.0		10,225
	20:00	1,200	1,900	20					1,351	32,788			17.0	0	3448.0		10,208
	21:00	1,175	1,900	20					1,370	34,158			20.0	0	3468.0		10,188
	22:00	1,200	1,900	20					1,377	35,535			17.0	0	3485.0		10,171
	23:00	1,200	1,900	20					1,351	36,886			17.0	0	3502.0		10,154
10/29/07	0:00	1,200	1,900	20					1,398	38,284			20.0	0	3522.0		10,134
	1:00	1,200	1,900	20					1,386	39,670			15.0	0	3537.0		10,119
	2:00	1,200	1,900	20					1,441	41,111			17.0	0	3554.0		10,102
	3:00	1,200	1,875	20					1,418	42,529			15.0	0	3569.0		10,087
	4:00	1,200	1,875	20					1,369	43,898			15.0	0	3584.0		10,072
	5:00	1,200	1,875	20					1,412	45,310			17.0	0	3601.0		10,055
	6:00	1,200	1,875	20					1,396	46,706			17.0	0	3618.0		10,038
	7:00	1,200	1,875	20					1,496	48,202			15.0	0	3633.0		10,023
	8:00	1,200	1,875	20					1,449	49,651			15.0	0	3648.0		10,008
	9:00	1,200	1,850	20					1,586	51,237			20.0	0	3668.0		9,988
	10:00	1,200	1,850	20					1,535	52,772			15.0	0	3683.0		9,973
	11:00	1,200	1,850	20					1,561	54,333			17.0	0	3700.0		9,956
	12:00	1,250	1,850	20					1,550	55,883			20.0	0	3720.0		9,936
	13:00	1,225	1,850	20					1,612	57,495			15.0	0	3735.0		9,921
	14:00	1,225	1,850	20					1,537	59,032			15.0	0	3750.0		9,906
	15:00	1,250	1,850	20					1,531	60,563			17.0	0	3767.0		9,889
	16:00	1,250	1,850	20					1,591	62,154			15.0	0	3782.0		9,874
	17:00	1,250	1,825	20					1,577	63,731			20.0	0	3802.0		9,854
	18:00	1,250	1,825	20					1,581	65,312			17.0	0	3819.0		9,837
	19:00	1,250	1,825	20					1,621	66,933			17.0	0	3836.0		9,820
	20:00	1,250	1,825	20					1,610	68,543			20.0	0	3856.0		9,800
	21:00	1,250	1,800	20					1,613	70,156			20.0	0	3876.0		9,780
	22:00	1,250	1,800	20					1,510	71,666			15.0	0	3891.0		9,765
	23:00	1,250	1,800	20					1,670	73,336			15.0	0	3906.0		9,750
10/30/07	0:00	1,250	1,800	20					1,609	74,945			15.0	0	3921.0		9,735
	1:00	1,250	1,800	20					1,694	76,639			17.0	0	3938.0		9,718
	2:00	1,250	1,800	20					1,618	78,257			15.0	0	3953.0		9,703
	3:00	1,250	1,800	20					1,640	79,897			20.0	0	3973.0		9,683
	4:00	1,250	1,800	20					1,608	81,505			15.0	0	3988.0		9,668
	5:00	1,250	1,800	20					1,683	83,188			17.0	0	4005.0		9,651
	6:00	1,250	1,800	20					1,644	84,832			17.0	0	4022.0		9,634
	7:00	1,250	1,800	20					1,692	86,524			15.0	0	4037.0		9,619
	8:00	1,250	1,800	20					1,796	88,320			15.0	0	4052.0		9,604
	9:00	1,250	1,800	20					1,731	90,051			12.0	0	4064.0		9,592
	10:00	1,250	1,800	20					1,680	91,731			17.0	0	4081.0		9,575
	11:00	1,250	1,800	20					1,650	93,381			15.0	0	4096.0		9,560
	12:00	1,250	1,800	20					1,755	95,136			15.0	0	4111.0		9,545
	13:00	1,250	1,775	20					1,689	96,825			15.0	0	4126.0		9,530

Flowback by
Supervisor
Operators
Location Phn#

Cardinal Flow Testing
Alan Tayrien
Joshua Hall
979-218-6488

Well Name
Operator
Representative

WGV 21-23-697
Williams
Keith Hoffland

								Totals From Below: 172,215						0 4,748.0		9,393	
Date MM/DD/YYYY	Time hh/mm	Wellhead Data			Separator				Gas Production		Fluid Production			Cumulative Prod		Frac Water	
		Tubing Press Psig	Casing Press Psig	Choke Size Ins.	Static Press. Psig	Diff. INS. H2O	Temp °F	Gas %	Approx. Flowrate MMCF/D	Cum. Volume MMCF	Cond. Prod. BO	Tank Gauge In H2O	Water Prod. BW	Cond. Prod. BO	Water Prod. BW	Pumped (1) BW	Yet To Recover BW
	14:00	1,250	1,775	20				1,675	98,500			17.0	0	4143.0		9,513	
	15:00	1,250	1,775	20				1,662	100,162			13.0	0	4156.0		9,500	
	16:00	1,250	1,775	20				1,631	101,793			17.0	0	4173.0		9,483	
	17:00	1,250	1,775	20				1,734	103,527			15.0	0	4188.0		9,468	
	18:00	1,250	1,775	20				1,732	105,259			12.0	0	4200.0		9,456	
	19:00	1,250	1,750	20				1,779	107,038			12.0	0	4212.0		9,444	
	20:00	1,250	1,750	20				1,620	108,658			17.0	0	4229.0		9,427	
	21:00	1,250	1,750	20				1,763	110,421			15.0	0	4244.0		9,412	
	22:00	1,250	1,750	20				1,652	112,073			17.0	0	4261.0		9,395	
	23:00	1,250	1,750	20				1,809	113,882			17.0	0	4278.0		9,378	
10/31/07	0:00	1,250	1,750	20				1,859	115,741			15.0	0	4293.0		9,363	
	1:00	1,250	1,750	20				1,803	117,544			17.0	0	4310.0		9,346	
	2:00	1,250	1,750	20				1,740	119,284			12.0	0	4322.0		9,334	
	3:00	1,250	1,750	20				1,759	121,043			17.0	0	4339.0		9,317	
	4:00	1,250	1,750	20				1,690	122,733			17.0	0	4356.0		9,300	
	5:00	1,250	1,750	20				1,781	124,514			15.0	0	4371.0		9,285	
	6:00	1,250	1,750	20				1,777	126,291			17.0	0	4388.0		9,268	
	7:00	1,250	1,725	20				1,807	128,098			15.0	0	4403.0		9,253	
	8:00	1,275	1,725	20				1,831	129,929			15.0	0	4418.0		9,238	
	9:00	1,275	1,725	20				1,881	131,810			13.0	0	4431.0		9,225	
	10:00	1,275	1,725	20				1,825	133,635			17.0	0	4448.0		9,208	
	11:00	1,275	1,725	20				1,840	135,475			15.0	0	4463.0		9,193	
	12:00	1,275	1,725	20				1,835	137,310			15.0	0	4478.0		9,178	
	13:00	1,275	1,725	20				1,939	139,249			15.0	0	4493.0		9,163	
	14:00	1,275	1,700	20				1,951	141,200			13.0	0	4506.0		9,150	
	15:00	1,275	1,700	20				1,970	143,170			17.0	0	4523.0		9,133	
	16:00	1,275	1,700	20				1,997	145,167			17.0	0	4540.0		9,116	
	17:00	1,275	1,700	20				1,935	147,102			15.0	0	4555.0		9,101	
	18:00	1,275	1,700	20				1,943	149,045			15.0	0	4570.0		9,086	
	19:00	1,275	1,700	20				1,880	150,925			17.0	0	4587.0		9,069	
	20:00	1,275	1,700	20				1,911	152,836			15.0	0	4602.0		9,054	
	21:00	1,275	1,700	20				1,883	154,719			13.0	0	4615.0		9,041	
	22:00	1,250	1,700	20				1,971	156,690			13.0	0	4628.0		9,028	
	23:00	1,250	1,700	20				1,962	158,652			15.0	0	4643.0		9,013	
11/01/07	0:00	1,250	1,250	20				1,906	160,558			15.0	0	4658.0		8,998	
	1:00	1,250	1,700	20				1,931	162,489			15.0	0	4673.0		8,983	
	2:00	1,250	1,700	20				1,912	164,401			13.0	0	4686.0		8,970	
	3:00	1,275	1,700	20				1,996	166,397			15.0	0	4701.0		8,955	
	4:00	1,275	1,700	20				1,968	168,365			15.0	0	4716.0		8,940	
	5:00	1,275	1,675	20				1,947	170,312			17.0	0	4733.0		8,923	
	6:00	1,275	1,675	20				1,903	172,215			15.0	0	4748.0		8,908	
	7:00								172,215			0.0	0	4748.0		8,908	
	8:00								172,215			0.0	0	4748.0		8,908	
	9:00								172,215			0.0	0	4748.0		8,908	
	10:00								172,215			0.0	0	4748.0		8,908	
	11:00								172,215			0.0	0	4748.0		8,908	
	12:00								172,215			0.0	0	4748.0		8,908	
	13:00								172,215			0.0	0	4748.0		8,908	
	14:00								172,215			0.0	0	4748.0		8,908	

Flowback by
Supervisor
Operators
Location Phn#

Cardinal Flow Testing
Alan Tayrien
Joshua Hall
979-218-6488

Well Name
Operator
Representative

WGV 21-23-697
Williams
Keith Hoffland

									Totals From Below: 172,215						0	4,748.0	9,393	
Date MM/DD/YYYY	Time hh/mm	Wellhead Data			Separator				Gas Production		Fluid Production			Cumulative Prod		Frac Water		
		Tubing Press Psig	Casing Press Psig	Choke Size Ins.	Static Press. Psig	Diff. INS. H2O	Temp °F	Gas %	Approx. Flowrate MMCF/D	Cum. Volume MMCF	Cond. Prod. BO	Tank Gauge In H2O	Water Prod. BW	Cond. Prod. BO	Water Prod. BW	Pumped (1) BW	Yet To Recover BW	
	15:00								172,215			0.0	0	4748.0		8,908		
	16:00								172,215			0.0	0	4748.0		8,908		
	17:00								172,215			0.0	0	4748.0		8,908		
	18:00								172,215			0.0	0	4748.0		8,908		
	19:00								172,215			0.0	0	4748.0		8,908		
	20:00								172,215			0.0	0	4748.0		8,908		
	21:00								172,215			0.0	0	4748.0		8,908		
	22:00								172,215			0.0	0	4748.0		8,908		
	23:00								172,215			0.0	0	4748.0		8,908		
11/02/07	0:00								172,215			0.0	0	4748.0		8,908		
	1:00								172,215			0.0	0	4748.0		8,908		
	2:00								172,215			0.0	0	4748.0		8,908		
	3:00								172,215			0.0	0	4748.0		8,908		
	4:00								172,215			0.0	0	4748.0		8,908		
	5:00								172,215			0.0	0	4748.0		8,908		
	6:00								172,215			0.0	0	4748.0		8,908		
	7:00								172,215			0.0	0	4748.0		8,908		
	8:00								172,215			0.0	0	4748.0		8,908		
	9:00								172,215			0.0	0	4748.0		8,908		
	10:00								172,215			0.0	0	4748.0		8,908		
	11:00								172,215			0.0	0	4748.0		8,908		
	12:00								172,215			0.0	0	4748.0		8,908		
	13:00								172,215			0.0	0	4748.0		8,908		
	14:00								172,215			0.0	0	4748.0		8,908		
	15:00								172,215			0.0	0	4748.0		8,908		
	16:00								172,215			0.0	0	4748.0		8,908		
	17:00								172,215			0.0	0	4748.0		8,908		
	18:00								172,215			0.0	0	4748.0		8,908		
	19:00								172,215			0.0	0	4748.0		8,908		
	20:00								172,215			0.0	0	4748.0		8,908		
	21:00								172,215			0.0	0	4748.0		8,908		
	22:00								172,215			0.0	0	4748.0		8,908		
	23:00								172,215			0.0	0	4748.0		8,908		
11/03/07	0:00								172,215			0.0	0	4748.0		8,908		
	1:00								172,215			0.0	0	4748.0		8,908		
	2:00								172,215			0.0	0	4748.0		8,908		
	3:00								172,215			0.0	0	4748.0		8,908		
	4:00								172,215			0.0	0	4748.0		8,908		
	5:00								172,215			0.0	0	4748.0		8,908		
	6:00								172,215			0.0	0	4748.0		8,908		
	7:00								172,215			0.0	0	4748.0		8,908		
	8:00								172,215			0.0	0	4748.0		8,908		
	9:00								172,215			0.0	0	4748.0		8,908		
	10:00								172,215			0.0	0	4748.0		8,908		
	11:00								172,215			0.0	0	4748.0		8,908		
	12:00								172,215			0.0	0	4748.0		8,908		
	13:00								172,215			0.0	0	4748.0		8,908		
	14:00								172,215			0.0	0	4748.0		8,908		
	15:00								172,215			0.0	0	4748.0		8,908		

Flowback by
Supervisor
Operators
Location Phn#

Cardinal Flow Testing
Alan Tayrien
Joshua Hall
979-218-6488

Well Name
Operator
Representative

WGV 21-23-697
Williams
Keith Hoffland

									Totals From Below: 172,215						0	4,748.0	9,393	
Date MM/DD/YYYY	Time hh/mm	Wellhead Data			Separator				Gas Production		Fluid Production			Cumulative Prod		Frac Water		
		Tubing Press Psig	Casing Press Psig	Choke Size Ins.	Static Press. Psig	Diff. INS. H2O	Temp °F	Gas %	Approx. Flowrate MMCF/D	Cum. Volume MMCF	Cond. Prod. BO	Tank Gauge In H2O	Water Prod. BW	Cond. Prod. BO	Water Prod. BW	Pumped (1) BW	Yet To Recover BW	
	16:00								172,215			0.0	0	4748.0		8,908		
	17:00								172,215			0.0	0	4748.0		8,908		
	18:00								172,215			0.0	0	4748.0		8,908		
	19:00								172,215			0.0	0	4748.0		8,908		
	20:00								172,215			0.0	0	4748.0		8,908		
	21:00								172,215			0.0	0	4748.0		8,908		
	22:00								172,215			0.0	0	4748.0		8,908		
	23:00								172,215			0.0	0	4748.0		8,908		
11/04/07	0:00								172,215			0.0	0	4748.0		8,908		
	1:00								172,215			0.0	0	4748.0		8,908		
	2:00								172,215			0.0	0	4748.0		8,908		
	3:00								172,215			0.0	0	4748.0		8,908		
	4:00								172,215			0.0	0	4748.0		8,908		
	5:00								172,215			0.0	0	4748.0		8,908		
	6:00								172,215			0.0	0	4748.0		8,908		
	7:00								172,215			0.0	0	4748.0		8,908		
	8:00								172,215			0.0	0	4748.0		8,908		
	9:00								172,215			0.0	0	4748.0		8,908		
	10:00								172,215			0.0	0	4748.0		8,908		
	11:00								172,215			0.0	0	4748.0		8,908		
	12:00								172,215			0.0	0	4748.0		8,908		
	13:00								172,215			0.0	0	4748.0		8,908		
	14:00								172,215			0.0	0	4748.0		8,908		
	15:00								172,215			0.0	0	4748.0		8,908		
	16:00								172,215			0.0	0	4748.0		8,908		
	17:00								172,215			0.0	0	4748.0		8,908		
	18:00								172,215			0.0	0	4748.0		8,908		
	19:00								172,215			0.0	0	4748.0		8,908		
	20:00								172,215			0.0	0	4748.0		8,908		
	21:00								172,215			0.0	0	4748.0		8,908		
	22:00								172,215			0.0	0	4748.0		8,908		
	23:00								172,215			0.0	0	4748.0		8,908		
11/05/07	0:00								172,215			0.0	0	4748.0		8,908		
	1:00								172,215			0.0	0	4748.0		8,908		
	2:00								172,215			0.0	0	4748.0		8,908		
	3:00								172,215			0.0	0	4748.0		8,908		
	4:00								172,215			0.0	0	4748.0		8,908		
	5:00								172,215			0.0	0	4748.0		8,908		
	6:00								172,215			0.0	0	4748.0		8,908		
	7:00								172,215			0.0	0	4748.0		8,908		
	8:00								172,215			0.0	0	4748.0		8,908		
	9:00								172,215			0.0	0	4748.0		8,908		
	10:00								172,215			0.0	0	4748.0		8,908		
	11:00								172,215			0.0	0	4748.0		8,908		
	12:00								172,215			0.0	0	4748.0		8,908		
	13:00								172,215			0.0	0	4748.0		8,908		
	14:00								172,215			0.0	0	4748.0		8,908		
	15:00								172,215			0.0	0	4748.0		8,908		
	16:00								172,215			0.0	0	4748.0		8,908		

Flowback by
Supervisor
Operators
Location Phn#

Cardinal Flow Testing
Alan Tayrien
Joshua Hall
979-218-6488

Well Name
Operator
Representative

WGV 21-23-697
Williams
Keith Hoffland

								Totals From Below: 172,215						0 4,748.0		9,393	
Date MM/DD/YYYY	Time hh/mm	Wellhead Data			Separator				Gas Production		Fluid Production			Cumulative Prod		Frac Water	
		Tubing Press Psig	Casing Press Psig	Choke Size Ins.	Static Press. Psig	Diff. INS. H2O	Temp °F	Gas %	Approx. Flowrate MMCF/D	Cum. Volume MMCF	Cond. Prod. BO	Tank Gauge In H2O	Water Prod. BW	Cond. Prod. BO	Water Prod. BW	Pumped (1) BW	Yet To Recover BW
	17:00								172,215			0.0	0	4748.0		8,908	
	18:00								172,215			0.0	0	4748.0		8,908	
	19:00								172,215			0.0	0	4748.0		8,908	
	20:00								172,215			0.0	0	4748.0		8,908	
	21:00								172,215			0.0	0	4748.0		8,908	
	22:00								172,215			0.0	0	4748.0		8,908	
	23:00								172,215			0.0	0	4748.0		8,908	
11/06/07	0:00								172,215			0.0	0	4748.0		8,908	
	1:00								172,215			0.0	0	4748.0		8,908	
	2:00								172,215			0.0	0	4748.0		8,908	
	3:00								172,215			0.0	0	4748.0		8,908	
	4:00								172,215			0.0	0	4748.0		8,908	
	5:00								172,215			0.0	0	4748.0		8,908	
	6:00								172,215			0.0	0	4748.0		8,908	
	7:00								172,215			0.0	0	4748.0		8,908	
	8:00								172,215			0.0	0	4748.0		8,908	
	9:00								172,215			0.0	0	4748.0		8,908	
	10:00								172,215			0.0	0	4748.0		8,908	
	11:00								172,215			0.0	0	4748.0		8,908	
	12:00								172,215			0.0	0	4748.0		8,908	
	13:00								172,215			0.0	0	4748.0		8,908	
	14:00								172,215			0.0	0	4748.0		8,908	
	15:00								172,215			0.0	0	4748.0		8,908	
	16:00								172,215			0.0	0	4748.0		8,908	
	17:00								172,215			0.0	0	4748.0		8,908	
	18:00								172,215			0.0	0	4748.0		8,908	
	19:00								172,215			0.0	0	4748.0		8,908	
	20:00								172,215			0.0	0	4748.0		8,908	
	21:00								172,215			0.0	0	4748.0		8,908	
	22:00								172,215			0.0	0	4748.0		8,908	
	23:00								172,215			0.0	0	4748.0		8,908	
11/07/07	0:00								172,215			0.0	0	4748.0		8,908	
	1:00								172,215			0.0	0	4748.0		8,908	
	2:00								172,215			0.0	0	4748.0		8,908	
	3:00								172,215			0.0	0	4748.0		8,908	
	4:00								172,215			0.0	0	4748.0		8,908	
	5:00								172,215			0.0	0	4748.0		8,908	
	6:00								172,215			0.0	0	4748.0		8,908	
	7:00								172,215			0.0	0	4748.0		8,908	
	8:00								172,215			0.0	0	4748.0		8,908	
	9:00								172,215			0.0	0	4748.0		8,908	
	10:00								172,215			0.0	0	4748.0		8,908	
	11:00								172,215			0.0	0	4748.0		8,908	
	12:00								172,215			0.0	0	4748.0		8,908	
	13:00								172,215			0.0	0	4748.0		8,908	
	14:00								172,215			0.0	0	4748.0		8,908	
	15:00								172,215			0.0	0	4748.0		8,908	
	16:00								172,215			0.0	0	4748.0		8,908	
	17:00								172,215			0.0	0	4748.0		8,908	

Flowback by **Cardinal Flow Testing**
Supervisor **Alan Tayrien**
Operators **Joshua Hall**
Location Phn# **979-218-6488**

Well Name **WGV 21-23-697**
Operator **Williams**
Representative **Keith Hoffland**

								Totals From Below: 172,215						0 4,748.0		9,393	
Date	Time	Wellhead Data			Separator				Gas Production		Fluid Production			Cumulative Prod		Frac Water	
MM/DD/YYYY	hh/mm	Tubing Press Psig	Casing Press Psig	Choke Size Ins.	Static Press. Psig	Diff. INS. H2O	Temp °F	Gas %	Approx. Flowrate MMCF/D	Cum. Volume MMCF	Cond. Prod. BO	Tank Gauge In H2O	Water Prod. BW	Cond. Prod. BO	Water Prod. BW	Pumped (1) BW	Yet To Recover BW
	18:00									172,215			0.0	0	4748.0		8,908
	19:00									172,215			0.0	0	4748.0		8,908
	20:00									172,215			0.0	0	4748.0		8,908
	21:00									172,215			0.0	0	4748.0		8,908
	22:00									172,215			0.0	0	4748.0		8,908
	23:00									172,215			0.0	0	4748.0		8,908

Flowback by
Supervisor
Operators
Location Phn#

Cardinal Flow Testing
Alan Tayrien
Joshua Hall
979-218-6488

Well Name
Operator
Representative

WGV 21-23-697
Williams
Keith Hoffland

								Totals From Below: 222,004				0 5,068.0			9,393		
Date MM/DD/YYYY	Time hh/mm	Wellhead Data			Separator				Gas Production		Fluid Production			Cumulative Prod		Frac Water	
		Tubing Press Psig	Casing Press Psig	Choke Size Ins.	Static Press. Psig	Diff. INS. H2O	Temp °F	Gas %	Approx. Flowrate MMCF/D	Cum. Volume MMCF	Cond. Prod. BO	Tank Gauge In H2O	Water Prod. BW	Cond. Prod. BO	Water Prod. BW	Pumped (1) BW	Yet To Recover BW
10/18/07	7:00								0			0.0	0	0.0		0	
	8:00								0			0.0	0	0.0		0	
	9:00								0			0.0	0	0.0		0	
	10:00								0			0.0	0	0.0		0	
	11:00								0			0.0	0	0.0		0	
	12:00								0			0.0	0	0.0		0	
	13:00								0			0.0	0	0.0		0	
	14:00								0			0.0	0	0.0		0	
	15:00								0			0.0	0	0.0		0	
	16:00		650	24					0			0.0	0	0.0	4,263	4,263	
	17:00		475	24					0			75.0	0	75.0		4,188	
	18:00		400	24					0			60.0	0	135.0		4,128	
	19:00		375	24					0			40.0	0	175.0		4,088	
	20:00		350	24					0			30.0	0	205.0		4,058	
	21:00		250	32					0			30.0	0	235.0		4,028	
	22:00		225	32					0			20.0	0	255.0		4,008	
	23:00		200	48					0			20.0	0	275.0		3,988	
10/19/07	0:00		150	48					0			20.0	0	295.0		3,968	
	1:00		100	48					0			20.0	0	315.0		3,948	
	2:00		100	48					0			10.0	0	325.0		3,938	
	3:00		100	48					0			10.0	0	335.0		3,928	
	4:00		75	48					0			10.0	0	345.0		3,918	
	5:00		50	48					0			10.0	0	355.0		3,908	
	6:00		50	48					0			10.0	0	365.0		3,898	
	7:00								0			0.0	0	365.0		3,898	
	8:00								0			0.0	0	365.0		3,898	
	9:00								0			0.0	0	365.0		3,898	
	10:00								0			0.0	0	365.0		3,898	
	11:00								0			0.0	0	365.0		3,898	
	12:00								0			0.0	0	365.0		3,898	
	13:00								0			0.0	0	365.0		3,898	
	14:00								0			0.0	0	365.0		3,898	
	15:00								0			0.0	0	365.0		3,898	
	16:00								0			0.0	0	365.0		3,898	
	17:00								0			0.0	0	365.0	9,393	13,291	
	18:00		0	48					0			0.0	0	365.0		13,291	
	19:00		0	48					0			0.0	0	365.0		13,291	
	20:00		0	48					0			0.0	0	365.0		13,291	
	21:00		0	48					0			0.0	0	365.0		13,291	
	22:00		0	48					0			0.0	0	365.0		13,291	
	23:00		0	48					0			0.0	0	365.0		13,291	
10/20/07	0:00		0	48					0			0.0	0	365.0		13,291	
	1:00		0	48					0			0.0	0	365.0		13,291	
	2:00		0	48					0			0.0	0	365.0		13,291	
	3:00		0	48					0			0.0	0	365.0		13,291	
	4:00		0	48					0			0.0	0	365.0		13,291	
	5:00		0	48					0			0.0	0	365.0		13,291	
	6:00		0	48					0			0.0	0	365.0		13,291	
	7:00		0	48					0			0.0	0	365.0		13,291	
	8:00		0	48					0			0.0	0	365.0		13,291	

Flowback by
Supervisor
Operators
Location Phn#

Cardinal Flow Testing
Alan Tayrien
Joshua Hall
979-218-6488

Well Name
Operator
Representative

WGV 21-23-697
Williams
Keith Hoffland

								Totals From Below: 222,004						0 5,068.0		9,393	
Date MM/DD/YYYY	Time hh/mm	Wellhead Data			Separator				Gas Production		Fluid Production			Cumulative Prod		Frac Water	
		Tubing Press Psig	Casing Press Psig	Choke Size Ins.	Static Press. Psig	Diff. INS. H2O	Temp °F	Gas %	Approx. Flowrate MMCF/D	Cum. Volume MMCF	Cond. Prod. BO	Tank Gauge In H2O	Water Prod. BW	Cond. Prod. BO	Water Prod. BW	Pumped (1) BW	Yet To Recover BW
	9:00		0	48					0			0.0	0	365.0		13,291	
	10:00		0	48					0			0.0	0	365.0		13,291	
	11:00		0	48					0			0.0	0	365.0		13,291	
	12:00		0	48					0			0.0	0	365.0		13,291	
	13:00		0	48					0			0.0	0	365.0		13,291	
	14:00		0	48					0			0.0	0	365.0		13,291	
	15:00		0	48					0			0.0	0	365.0		13,291	
	16:00		0	48					0			0.0	0	365.0		13,291	
	17:00		0	48					0			0.0	0	365.0		13,291	
	18:00		0	48					0			0.0	0	365.0		13,291	
	19:00		0	48					0			0.0	0	365.0		13,291	
	20:00		0	48					0			0.0	0	365.0		13,291	
	21:00		0	48					0			0.0	0	365.0		13,291	
	22:00		0	48					0			0.0	0	365.0		13,291	
	23:00		0	48					0			0.0	0	365.0		13,291	
10/21/07	0:00		0	48					0			0.0	0	365.0		13,291	
	1:00		0	48					0			0.0	0	365.0		13,291	
	2:00		0	48					0			0.0	0	365.0		13,291	
	3:00		0	48					0			0.0	0	365.0		13,291	
	4:00		0	48					0			0.0	0	365.0		13,291	
	5:00		0	48					0			0.0	0	365.0		13,291	
	6:00		0	48					0			0.0	0	365.0		13,291	
	7:00		0	48					0			0.0	0	365.0		13,291	
	8:00		0	48					0			0.0	0	365.0		13,291	
	9:00		0	48					0			0.0	0	365.0		13,291	
	10:00		0	48					0			0.0	0	365.0		13,291	
	11:00		0	48					0			0.0	0	365.0		13,291	
	12:00		0	48					0			0.0	0	365.0		13,291	
	13:00		0	48					0			0.0	0	365.0		13,291	
	14:00		0	48					0			0.0	0	365.0		13,291	
	15:00		0	48					0			0.0	0	365.0		13,291	
	16:00		0	48					0			0.0	0	365.0		13,291	
	17:00		0	48					0			0.0	0	365.0		13,291	
	18:00		0	48					0			0.0	0	365.0		13,291	
	19:00		0	48					0			0.0	0	365.0		13,291	
	20:00		0	48					0			0.0	0	365.0		13,291	
	21:00		0	48					0			0.0	0	365.0		13,291	
	22:00		0	48					0			0.0	0	365.0		13,291	
	23:00		0	48					0			0.0	0	365.0		13,291	
10/22/07	0:00		0	48					0			0.0	0	365.0		13,291	
	1:00		0	48					0			0.0	0	365.0		13,291	
	2:00		0	48					0			0.0	0	365.0		13,291	
	3:00		0	48					0			0.0	0	365.0		13,291	
	4:00		0	48					0			0.0	0	365.0		13,291	
	5:00		0	48					0			0.0	0	365.0		13,291	
	6:00		0	48					0			0.0	0	365.0		13,291	
	7:00		0	48					0			0.0	0	365.0		13,291	
	8:00								0			0.0	0	365.0		13,291	
	9:00								0			0.0	0	365.0		13,291	

Flowback by
Supervisor
Operators
Location Phn#

Cardinal Flow Testing
Alan Tayrien
Joshua Hall
979-218-6488

Well Name
Operator
Representative

WGV 21-23-697
Williams
Keith Hoffland

								Totals From Below: 222,004						0 5,068.0		9,393	
Date MM/DD/YYYY	Time hh/mm	Wellhead Data			Separator				Gas Production		Fluid Production			Cumulative Prod		Frac Water	
		Tubing Press Psig	Casing Press Psig	Choke Size Ins.	Static Press. Psig	Diff. INS. H2O	Temp °F	Gas %	Approx. Flowrate MMCF/D	Cum. Volume MMCF	Cond. Prod. BO	Tank Gauge In H2O	Water Prod. BW	Cond. Prod. BO	Water Prod. BW	Pumped (1) BW	Yet To Recover BW
	10:00								0			0.0	0	365.0		13,291	
	11:00								0			0.0	0	365.0		13,291	
	12:00								0			0.0	0	365.0		13,291	
	13:00								0			0.0	0	365.0		13,291	
	14:00								0			0.0	0	365.0		13,291	
	15:00								0			0.0	0	365.0		13,291	
	16:00								0			0.0	0	365.0		13,291	
	17:00								0			0.0	0	365.0		13,291	
	18:00								0			0.0	0	365.0		13,291	
	19:00								0			0.0	0	365.0		13,291	
	20:00								0			0.0	0	365.0		13,291	
	21:00								0			0.0	0	365.0		13,291	
	22:00								0			0.0	0	365.0		13,291	
	23:00								0			0.0	0	365.0		13,291	
10/23/07	0:00								0			0.0	0	365.0		13,291	
	1:00								0			0.0	0	365.0		13,291	
	2:00								0			0.0	0	365.0		13,291	
	3:00								0			0.0	0	365.0		13,291	
	4:00								0			0.0	0	365.0		13,291	
	5:00								0			0.0	0	365.0		13,291	
	6:00								0			0.0	0	365.0		13,291	
	7:00								0			0.0	0	365.0		13,291	
	8:00								0			0.0	0	365.0		13,291	
	9:00								0			0.0	0	365.0		13,291	
	10:00								0			0.0	0	365.0		13,291	
	11:00								0			0.0	0	365.0		13,291	
	12:00								0			0.0	0	365.0		13,291	
	13:00								0			0.0	0	365.0		13,291	
	14:00								0			0.0	0	365.0		13,291	
	15:00								0			0.0	0	365.0		13,291	
	16:00		325	32					0			0.0	0	365.0		13,291	
	17:00		250	32					0			50.0	0	415.0		13,241	
	18:00		200	32					0			40.0	0	455.0		13,201	
	19:00		25	48					0			20.0	0	475.0		13,181	
	20:00		25	48					0			10.0	0	485.0		13,171	
	21:00		0	48					0			0.0	0	485.0		13,171	
	22:00		0	48					0			0.0	0	485.0		13,171	
	23:00		0	48					0			0.0	0	485.0		13,171	
10/24/07	0:00		0	48					0			0.0	0	485.0		13,171	
	1:00		0	48					0			0.0	0	485.0		13,171	
	2:00		0	48					0			0.0	0	485.0		13,171	
	3:00		0	48					0			0.0	0	485.0		13,171	
	4:00		0	48					0			0.0	0	485.0		13,171	
	5:00		0	48					0			0.0	0	485.0		13,171	
	6:00		0	48					0			0.0	0	485.0		13,171	
	7:00		0	48					0			0.0	0	485.0		13,171	
	8:00								0			0.0	0	485.0		13,171	
	9:00								0			0.0	0	485.0		13,171	
	10:00								0			0.0	0	485.0		13,171	

Flowback by
Supervisor
Operators
Location Phn#

Cardinal Flow Testing
Alan Tayrien
Joshua Hall
979-218-6488

Well Name
Operator
Representative

WGV 21-23-697
Williams
Keith Hoffland

								Totals From Below: 222,004						0 5,068.0		9,393	
Date MM/DD/YYYY	Time hh/mm	Wellhead Data			Separator				Gas Production		Fluid Production			Cumulative Prod		Frac Water	
		Tubing Press Psig	Casing Press Psig	Choke Size Ins.	Static Press. Psig	Diff. INS. H2O	Temp °F	Gas %	Approx. Flowrate MMCF/D	Cum. Volume MMCF	Cond. Prod. BO	Tank Gauge In H2O	Water Prod. BW	Cond. Prod. BO	Water Prod. BW	Pumped (1) BW	Yet To Recover BW
	11:00								0				0.0	0	485.0		13,171
	12:00								0				0.0	0	485.0		13,171
	13:00								0				0.0	0	485.0		13,171
	14:00								0				0.0	0	485.0		13,171
	15:00								0				0.0	0	485.0		13,171
	16:00								0				0.0	0	485.0		13,171
	17:00								0				0.0	0	485.0		13,171
	18:00		375	32					0				0.0	0	485.0		13,171
	19:00		50	32					0				60.0	0	545.0		13,111
	20:00		50	48					0				40.0	0	585.0		13,071
	21:00		50	48					0				20.0	0	605.0		13,051
	22:00		50	48					0				20.0	0	625.0		13,031
	23:00		50	48					0				20.0	0	645.0		13,011
10/25/07	0:00		150	48					0				50.0	0	695.0		12,961
	1:00		150	48					0				60.0	0	755.0		12,901
	2:00		225	32					0				60.0	0	815.0		12,841
	3:00		225	32					0				70.0	0	885.0		12,771
	4:00		250	32					0				50.0	0	935.0		12,721
	5:00		300	32					0				60.0	0	995.0		12,661
	6:00		300	32					0				60.0	0	1055.0		12,601
	7:00								0				0.0	0	1055.0		12,601
	8:00								0				0.0	0	1055.0		12,601
	9:00								0				0.0	0	1055.0		12,601
	10:00								0				0.0	0	1055.0		12,601
	11:00								0				0.0	0	1055.0		12,601
	12:00								0				0.0	0	1055.0		12,601
	13:00								0				0.0	0	1055.0		12,601
	14:00								0				0.0	0	1055.0		12,601
	15:00	0	400	48					0				0.0	0	1055.0		12,601
	16:00	0	200	48					0				0.0	0	1055.0		12,601
	17:00	0	25	48					0				0.0	0	1055.0		12,601
	18:00	0	100	48					0				15.0	0	1070.0		12,586
	19:00	0	100	48					0				20.0	0	1090.0		12,566
	20:00	25	100	48					0				20.0	0	1110.0		12,546
	21:00	25	50	48					0				10.0	0	1120.0		12,536
	22:00	150	50	48					0				10.0	0	1130.0		12,526
	23:00	250	50	48					0				10.0	0	1140.0		12,516
10/26/07	0:00	250	150	32					0				30.0	0	1170.0		12,486
	1:00	300	375	32					0				40.0	0	1210.0		12,446
	2:00	325	450	32					0				40.0	0	1250.0		12,406
	3:00	300	600	32					0				50.0	0	1300.0		12,356
	4:00	250	600	32					0				50.0	0	1350.0		12,306
	5:00	300	600	32					0				50.0	0	1400.0		12,256
	6:00	300	600	32					0				50.0	0	1450.0		12,206
	7:00	400	700	32					0				40.0	0	1490.0		12,166
	8:00	600	850	32					0				30.0	0	1520.0		12,136
	9:00	650	1,000	32					0				30.0	0	1550.0		12,106
	10:00	800	1,100	24					0				30.0	0	1580.0		12,076
	11:00	700	1,200	24					0				40.0	0	1620.0		12,036

Flowback by
Supervisor
Operators
Location Phn#

Cardinal Flow Testing
Alan Tayrien
Joshua Hall
979-218-6488

Well Name
Operator
Representative

WGV 21-23-697
Williams
Keith Hoffland

								Totals From Below: 222,004						0 5,068.0		9,393	
Date MM/DD/YYYY	Time hh/mm	Wellhead Data			Separator				Gas Production		Fluid Production			Cumulative Prod		Frac Water	
		Tubing Press Psig	Casing Press Psig	Choke Size Ins.	Static Press. Psig	Diff. INS. H2O	Temp °F	Gas %	Approx. Flowrate MMCF/D	Cum. Volume MMCF	Cond. Prod. BO	Tank Gauge In H2O	Water Prod. BW	Cond. Prod. BO	Water Prod. BW	Pumped (1) BW	Yet To Recover BW
	12:00	600	1,250	24					0				40.0	0	1660.0		11,996
	13:00	425	1,300	24					0				50.0	0	1710.0		11,946
	14:00	500	1,400	32					0				50.0	0	1760.0		11,896
	15:00	450	1,450	32					0				40.0	0	1800.0		11,856
	16:00	575	1,500	32					0				40.0	0	1840.0		11,816
	17:00	650	1,600	32					0				60.0	0	1900.0		11,756
	18:00	650	1,650	32					0				50.0	0	1950.0		11,706
	19:00	650	1,700	32					0				60.0	0	2010.0		11,646
	20:00	850	1,775	24					0				40.0	0	2050.0		11,606
	21:00	1,025	1,775	24					0				40.0	0	2090.0		11,566
	22:00	900	1,800	24					0				30.0	0	2120.0		11,536
	23:00	750	1,800	24					0				30.0	0	2150.0		11,506
10/27/07	0:00	800	1,850	24					0				35.0	0	2185.0		11,471
	1:00	725	1,875	24					0				30.0	0	2215.0		11,441
	2:00	900	1,875	24					0				35.0	0	2250.0		11,406
	3:00	900	1,875	24					0				35.0	0	2285.0		11,371
	4:00	900	1,900	24					0				30.0	0	2315.0		11,341
	5:00	1,000	1,900	24					0				30.0	0	2345.0		11,311
	6:00	1,000	1,900	24					0				30.0	0	2375.0		11,281
	7:00	1,000	1,925	24					0				40.0	0	2415.0		11,241
	8:00	1,000	1,925	24					0				40.0	0	2455.0		11,201
	9:00	1,000	1,925	24					0				35.0	0	2490.0		11,166
	10:00	1,000	1,925	24					0				45.0	0	2535.0		11,121
	11:00	1,000	1,925	20					0				40.0	0	2575.0		11,081
	12:00	1,025	1,925	20					0				35.0	0	2610.0		11,046
	13:00	1,100	1,925	20					0				30.0	0	2640.0		11,016
	14:00	1,100	1,925	20					0				30.0	0	2670.0		10,986
	15:00	1,125	1,925	20					0				35.0	0	2705.0		10,951
	16:00	1,125	1,925	20					0				30.0	0	2735.0		10,921
	17:00	1,125	1,925	20					789	789			30.0	0	2765.0		10,891
	18:00	1,125	1,950	20					790	1,579			35.0	0	2800.0		10,856
	19:00	1,125	1,950	20					1,024	2,603			30.0	0	2830.0		10,826
	20:00	1,150	1,950	20					1,021	3,624			30.0	0	2860.0		10,796
	21:00	1,150	1,950	20					1,079	4,703			30.0	0	2890.0		10,766
	22:00	1,175	1,950	20					1,091	5,794			30.0	0	2920.0		10,736
	23:00	1,175	1,950	20					1,087	6,881			27.0	0	2947.0		10,709
10/28/07	0:00	1,175	1,950	20					1,090	7,971			30.0	0	2977.0		10,679
	1:00	1,150	1,925	20					1,103	9,074			27.0	0	3004.0		10,652
	2:00	1,150	1,925	20					1,129	10,203			27.0	0	3031.0		10,625
	3:00	1,150	1,925	20					1,121	11,324			30.0	0	3061.0		10,595
	4:00	1,125	1,925	20					1,239	12,563			25.0	0	3086.0		10,570
	5:00	1,125	1,925	20					1,176	13,739			27.0	0	3113.0		10,543
	6:00	1,125	1,925	20					1,181	14,920			30.0	0	3143.0		10,513
	7:00	1,175	1,925	20					1,211	16,131			27.0	0	3170.0		10,486
	8:00	1,150	1,925	20					1,203	17,334			25.0	0	3195.0		10,461
	9:00	1,175	1,925	20					1,216	18,550			25.0	0	3220.0		10,436
	10:00	1,175	1,925	20					1,277	19,827			25.0	0	3245.0		10,411
	11:00	1,150	1,925	20					1,233	21,060			27.0	0	3272.0		10,384
	12:00	1,150	1,925	20					1,251	22,311			22.0	0	3294.0		10,362

Flowback by
Supervisor
Operators
Location Phn#

Cardinal Flow Testing
Alan Tayrien
Joshua Hall
979-218-6488

Well Name
Operator
Representative

WGV 21-23-697
Williams
Keith Hoffland

		Totals From Below: 222,004											0	5,068.0	9,393		
Date MM/DD/YYYY	Time hh/mm	Wellhead Data			Separator				Gas Production		Fluid Production			Cumulative Prod		Frac Water	
		Tubing Press Psig	Casing Press Psig	Choke Size Ins.	Static Press. Psig	Diff. INS. H2O	Temp °F	Gas %	Approx. Flowrate MMCF/D	Cum. Volume MMCF	Cond. Prod. BO	Tank Gauge In H2O	Water Prod. BW	Cond. Prod. BO	Water Prod. BW	Pumped (1) BW	Yet To Recover BW
	13:00	1,200	1,900	20					1,290	23,601			20.0	0	3314.0		10,342
	14:00	1,200	1,900	20					1,289	24,890			25.0	0	3339.0		10,317
	15:00	1,175	1,900	20					1,299	26,189			20.0	0	3359.0		10,297
	16:00	1,150	1,900	20					1,281	27,470			20.0	0	3379.0		10,277
	17:00	1,150	1,900	20					1,299	28,769			17.0	0	3396.0		10,260
	18:00	1,175	1,900	20					1,331	30,100			20.0	0	3416.0		10,240
	19:00	1,200	1,900	20					1,337	31,437			15.0	0	3431.0		10,225
	20:00	1,200	1,900	20					1,351	32,788			17.0	0	3448.0		10,208
	21:00	1,175	1,900	20					1,370	34,158			20.0	0	3468.0		10,188
	22:00	1,200	1,900	20					1,377	35,535			17.0	0	3485.0		10,171
	23:00	1,200	1,900	20					1,351	36,886			17.0	0	3502.0		10,154
10/29/07	0:00	1,200	1,900	20					1,398	38,284			20.0	0	3522.0		10,134
	1:00	1,200	1,900	20					1,386	39,670			15.0	0	3537.0		10,119
	2:00	1,200	1,900	20					1,441	41,111			17.0	0	3554.0		10,102
	3:00	1,200	1,875	20					1,418	42,529			15.0	0	3569.0		10,087
	4:00	1,200	1,875	20					1,369	43,898			15.0	0	3584.0		10,072
	5:00	1,200	1,875	20					1,412	45,310			17.0	0	3601.0		10,055
	6:00	1,200	1,875	20					1,396	46,706			17.0	0	3618.0		10,038
	7:00	1,200	1,875	20					1,496	48,202			15.0	0	3633.0		10,023
	8:00	1,200	1,875	20					1,449	49,651			15.0	0	3648.0		10,008
	9:00	1,200	1,850	20					1,586	51,237			20.0	0	3668.0		9,988
	10:00	1,200	1,850	20					1,535	52,772			15.0	0	3683.0		9,973
	11:00	1,200	1,850	20					1,561	54,333			17.0	0	3700.0		9,956
	12:00	1,250	1,850	20					1,550	55,883			20.0	0	3720.0		9,936
	13:00	1,225	1,850	20					1,612	57,495			15.0	0	3735.0		9,921
	14:00	1,225	1,850	20					1,537	59,032			15.0	0	3750.0		9,906
	15:00	1,250	1,850	20					1,531	60,563			17.0	0	3767.0		9,889
	16:00	1,250	1,850	20					1,591	62,154			15.0	0	3782.0		9,874
	17:00	1,250	1,825	20					1,577	63,731			20.0	0	3802.0		9,854
	18:00	1,250	1,825	20					1,581	65,312			17.0	0	3819.0		9,837
	19:00	1,250	1,825	20					1,621	66,933			17.0	0	3836.0		9,820
	20:00	1,250	1,825	20					1,610	68,543			20.0	0	3856.0		9,800
	21:00	1,250	1,800	20					1,613	70,156			20.0	0	3876.0		9,780
	22:00	1,250	1,800	20					1,510	71,666			15.0	0	3891.0		9,765
	23:00	1,250	1,800	20					1,670	73,336			15.0	0	3906.0		9,750
10/30/07	0:00	1,250	1,800	20					1,609	74,945			15.0	0	3921.0		9,735
	1:00	1,250	1,800	20					1,694	76,639			17.0	0	3938.0		9,718
	2:00	1,250	1,800	20					1,618	78,257			15.0	0	3953.0		9,703
	3:00	1,250	1,800	20					1,640	79,897			20.0	0	3973.0		9,683
	4:00	1,250	1,800	20					1,608	81,505			15.0	0	3988.0		9,668
	5:00	1,250	1,800	20					1,683	83,188			17.0	0	4005.0		9,651
	6:00	1,250	1,800	20					1,644	84,832			17.0	0	4022.0		9,634
	7:00	1,250	1,800	20					1,692	86,524			15.0	0	4037.0		9,619
	8:00	1,250	1,800	20					1,796	88,320			15.0	0	4052.0		9,604
	9:00	1,250	1,800	20					1,731	90,051			12.0	0	4064.0		9,592
	10:00	1,250	1,800	20					1,680	91,731			17.0	0	4081.0		9,575
	11:00	1,250	1,800	20					1,650	93,381			15.0	0	4096.0		9,560
	12:00	1,250	1,800	20					1,755	95,136			15.0	0	4111.0		9,545
	13:00	1,250	1,775	20					1,689	96,825			15.0	0	4126.0		9,530

Flowback by
Supervisor
Operators
Location Phn#

Cardinal Flow Testing
Alan Tayrien
Joshua Hall
979-218-6488

Well Name
Operator
Representative

WGV 21-23-697
Williams
Keith Hoffland

		Totals From Below: 222,004											0	5,068.0	9,393		
Date MM/DD/YYYY	Time hh/mm	Wellhead Data			Separator				Gas Production		Fluid Production			Cumulative Prod		Frac Water	
		Tubing Press Psig	Casing Press Psig	Choke Size Ins.	Static Press. Psig	Diff. INS. H2O	Temp °F	Gas %	Approx. Flowrate MMCF/D	Cum. Volume MMCF	Cond. Prod. BO	Tank Gauge In H2O	Water Prod. BW	Cond. Prod. BO	Water Prod. BW	Pumped (1) BW	Yet To Recover BW
	14:00	1,250	1,775	20					1,675	98,500			17.0	0	4143.0		9,513
	15:00	1,250	1,775	20					1,662	100,162			13.0	0	4156.0		9,500
	16:00	1,250	1,775	20					1,631	101,793			17.0	0	4173.0		9,483
	17:00	1,250	1,775	20					1,734	103,527			15.0	0	4188.0		9,468
	18:00	1,250	1,775	20					1,732	105,259			12.0	0	4200.0		9,456
	19:00	1,250	1,750	20					1,779	107,038			12.0	0	4212.0		9,444
	20:00	1,250	1,750	20					1,620	108,658			17.0	0	4229.0		9,427
	21:00	1,250	1,750	20					1,763	110,421			15.0	0	4244.0		9,412
	22:00	1,250	1,750	20					1,652	112,073			17.0	0	4261.0		9,395
	23:00	1,250	1,750	20					1,809	113,882			17.0	0	4278.0		9,378
10/31/07	0:00	1,250	1,750	20					1,859	115,741			15.0	0	4293.0		9,363
	1:00	1,250	1,750	20					1,803	117,544			17.0	0	4310.0		9,346
	2:00	1,250	1,750	20					1,740	119,284			12.0	0	4322.0		9,334
	3:00	1,250	1,750	20					1,759	121,043			17.0	0	4339.0		9,317
	4:00	1,250	1,750	20					1,690	122,733			17.0	0	4356.0		9,300
	5:00	1,250	1,750	20					1,781	124,514			15.0	0	4371.0		9,285
	6:00	1,250	1,750	20					1,777	126,291			17.0	0	4388.0		9,268
	7:00	1,250	1,725	20					1,807	128,098			15.0	0	4403.0		9,253
	8:00	1,275	1,725	20					1,831	129,929			15.0	0	4418.0		9,238
	9:00	1,275	1,725	20					1,881	131,810			13.0	0	4431.0		9,225
	10:00	1,275	1,725	20					1,825	133,635			17.0	0	4448.0		9,208
	11:00	1,275	1,725	20					1,840	135,475			15.0	0	4463.0		9,193
	12:00	1,275	1,725	20					1,835	137,310			15.0	0	4478.0		9,178
	13:00	1,275	1,725	20					1,939	139,249			15.0	0	4493.0		9,163
	14:00	1,275	1,700	20					1,951	141,200			13.0	0	4506.0		9,150
	15:00	1,275	1,700	20					1,970	143,170			17.0	0	4523.0		9,133
	16:00	1,275	1,700	20					1,997	145,167			17.0	0	4540.0		9,116
	17:00	1,275	1,700	20					1,935	147,102			15.0	0	4555.0		9,101
	18:00	1,275	1,700	20					1,943	149,045			15.0	0	4570.0		9,086
	19:00	1,275	1,700	20					1,880	150,925			17.0	0	4587.0		9,069
	20:00	1,275	1,700	20					1,911	152,836			15.0	0	4602.0		9,054
	21:00	1,275	1,700	20					1,883	154,719			13.0	0	4615.0		9,041
	22:00	1,250	1,700	20					1,971	156,690			13.0	0	4628.0		9,028
	23:00	1,250	1,700	20					1,962	158,652			15.0	0	4643.0		9,013
11/01/07	0:00	1,250	1,250	20					1,906	160,558			15.0	0	4658.0		8,998
	1:00	1,250	1,700	20					1,931	162,489			15.0	0	4673.0		8,983
	2:00	1,250	1,700	20					1,912	164,401			13.0	0	4686.0		8,970
	3:00	1,275	1,700	20					1,996	166,397			15.0	0	4701.0		8,955
	4:00	1,275	1,700	20					1,968	168,365			15.0	0	4716.0		8,940
	5:00	1,275	1,675	20					1,947	170,312			17.0	0	4733.0		8,923
	6:00	1,275	1,675	20					1,903	172,215			15.0	0	4748.0		8,908
	7:00	1,275	1,675	20					1,961	174,176			12.0	0	4760.0		8,896
	8:00	1,275	1,675	20					2,000	176,176			12.0	0	4772.0		8,884
	9:00	1,275	1,675	20					2,024	178,200			13.0	0	4785.0		8,871
	10:00	1,275	1,675	20					1,989	180,189			15.0	0	4800.0		8,856
	11:00	1,275	1,650	20					2,068	182,257			12.0	0	4812.0		8,844
	12:00	1,275	1,650	20					2,051	184,308			15.0	0	4827.0		8,829
	13:00	1,300	1,650	20					2,044	186,352			15.0	0	4842.0		8,814
	14:00	1,300	1,650	20					2,077	188,429			12.0	0	4854.0		8,802

Flowback by
Supervisor
Operators
Location Phn#

Cardinal Flow Testing
Alan Tayrien
Joshua Hall
979-218-6488

Well Name
Operator
Representative

WGV 21-23-697
Williams
Keith Hoffland

									Totals From Below: 222,004						0	5,068.0	9,393	
Date MM/DD/YYYY	Time hh/mm	Wellhead Data			Separator				Gas Production		Fluid Production			Cumulative Prod		Frac Water		
		Tubing Press Psig	Casing Press Psig	Choke Size Ins.	Static Press. Psig	Diff. INS. H2O	Temp °F	Gas %	Approx. Flowrate MMCF/D	Cum. Volume MMCF	Cond. Prod. BO	Tank Gauge In H2O	Water Prod. BW	Cond. Prod. BO	Water Prod. BW	Pumped (1) BW	Yet To Recover BW	
	15:00	1,300	1,650	20					2,062	190,491			13.0	0	4867.0		8,789	
	16:00	1,300	1,650	20					2,124	192,615			13.0	0	4880.0		8,776	
	17:00	1,300	1,650	20					2,054	194,669			15.0	0	4895.0		8,761	
	18:00	1,300	1,650	20					2,010	196,679			15.0	0	4910.0		8,746	
	19:00	1,300	1,600	20					2,055	198,734			13.0	0	4923.0		8,733	
	20:00	1,300	1,550	20					2,160	200,894			13.0	0	4936.0		8,720	
	21:00	1,300	1,500	20					2,091	202,985			13.0	0	4949.0		8,707	
	22:00	1,300	1,500	20					2,059	205,044			15.0	0	4964.0		8,692	
	23:00	1,275	1,500	20					2,045	207,089			12.0	0	4976.0		8,680	
11/02/07	0:00	1,275	1,500	20					2,120	209,209			15.0	0	4991.0		8,665	
	1:00	1,275	1,500	20					2,085	211,294			13.0	0	5004.0		8,652	
	2:00	1,275	1,500	20					2,106	213,400			12.0	0	5016.0		8,640	
	3:00	1,275	1,500	20					2,109	215,509			12.0	0	5028.0		8,628	
	4:00	1,275	1,475	20					2,178	217,687			13.0	0	5041.0		8,615	
	5:00	1,275	1,475	20					2,170	219,857			15.0	0	5056.0		8,600	
	6:00	1,275	1,475	20					2,147	222,004			12.0	0	5068.0		8,588	
	7:00									222,004			0.0	0	5068.0		8,588	
	8:00									222,004			0.0	0	5068.0		8,588	
	9:00									222,004			0.0	0	5068.0		8,588	
	10:00									222,004			0.0	0	5068.0		8,588	
	11:00									222,004			0.0	0	5068.0		8,588	
	12:00									222,004			0.0	0	5068.0		8,588	
	13:00									222,004			0.0	0	5068.0		8,588	
	14:00									222,004			0.0	0	5068.0		8,588	
	15:00									222,004			0.0	0	5068.0		8,588	
	16:00									222,004			0.0	0	5068.0		8,588	
	17:00									222,004			0.0	0	5068.0		8,588	
	18:00									222,004			0.0	0	5068.0		8,588	
	19:00									222,004			0.0	0	5068.0		8,588	
	20:00									222,004			0.0	0	5068.0		8,588	
	21:00									222,004			0.0	0	5068.0		8,588	
	22:00									222,004			0.0	0	5068.0		8,588	
	23:00									222,004			0.0	0	5068.0		8,588	
11/03/07	0:00									222,004			0.0	0	5068.0		8,588	
	1:00									222,004			0.0	0	5068.0		8,588	
	2:00									222,004			0.0	0	5068.0		8,588	
	3:00									222,004			0.0	0	5068.0		8,588	
	4:00									222,004			0.0	0	5068.0		8,588	
	5:00									222,004			0.0	0	5068.0		8,588	
	6:00									222,004			0.0	0	5068.0		8,588	
	7:00									222,004			0.0	0	5068.0		8,588	
	8:00									222,004			0.0	0	5068.0		8,588	
	9:00									222,004			0.0	0	5068.0		8,588	
	10:00									222,004			0.0	0	5068.0		8,588	
	11:00									222,004			0.0	0	5068.0		8,588	
	12:00									222,004			0.0	0	5068.0		8,588	
	13:00									222,004			0.0	0	5068.0		8,588	
	14:00									222,004			0.0	0	5068.0		8,588	
	15:00									222,004			0.0	0	5068.0		8,588	

Flowback by
Supervisor
Operators
Location Phn#

Cardinal Flow Testing
Alan Tayrien
Joshua Hall
979-218-6488

Well Name
Operator
Representative

WGV 21-23-697
Williams
Keith Hoffland

									Totals From Below: 222,004					0	5,068.0	9,393	
Date MM/DD/YYYY	Time hh/mm	Wellhead Data			Separator				Gas Production		Fluid Production			Cumulative Prod		Frac Water	
		Tubing Press Psig	Casing Press Psig	Choke Size Ins.	Static Press. Psig	Diff. INS. H2O	Temp °F	Gas %	Approx. Flowrate MMCF/D	Cum. Volume MMCF	Cond. Prod. BO	Tank Gauge In H2O	Water Prod. BW	Cond. Prod. BO	Water Prod. BW	Pumped (1) BW	Yet To Recover BW
	16:00								222,004			0.0	0	5068.0		8,588	
	17:00								222,004			0.0	0	5068.0		8,588	
	18:00								222,004			0.0	0	5068.0		8,588	
	19:00								222,004			0.0	0	5068.0		8,588	
	20:00								222,004			0.0	0	5068.0		8,588	
	21:00								222,004			0.0	0	5068.0		8,588	
	22:00								222,004			0.0	0	5068.0		8,588	
	23:00								222,004			0.0	0	5068.0		8,588	
11/04/07	0:00								222,004			0.0	0	5068.0		8,588	
	1:00								222,004			0.0	0	5068.0		8,588	
	2:00								222,004			0.0	0	5068.0		8,588	
	3:00								222,004			0.0	0	5068.0		8,588	
	4:00								222,004			0.0	0	5068.0		8,588	
	5:00								222,004			0.0	0	5068.0		8,588	
	6:00								222,004			0.0	0	5068.0		8,588	
	7:00								222,004			0.0	0	5068.0		8,588	
	8:00								222,004			0.0	0	5068.0		8,588	
	9:00								222,004			0.0	0	5068.0		8,588	
	10:00								222,004			0.0	0	5068.0		8,588	
	11:00								222,004			0.0	0	5068.0		8,588	
	12:00								222,004			0.0	0	5068.0		8,588	
	13:00								222,004			0.0	0	5068.0		8,588	
	14:00								222,004			0.0	0	5068.0		8,588	
	15:00								222,004			0.0	0	5068.0		8,588	
	16:00								222,004			0.0	0	5068.0		8,588	
	17:00								222,004			0.0	0	5068.0		8,588	
	18:00								222,004			0.0	0	5068.0		8,588	
	19:00								222,004			0.0	0	5068.0		8,588	
	20:00								222,004			0.0	0	5068.0		8,588	
	21:00								222,004			0.0	0	5068.0		8,588	
	22:00								222,004			0.0	0	5068.0		8,588	
	23:00								222,004			0.0	0	5068.0		8,588	
11/05/07	0:00								222,004			0.0	0	5068.0		8,588	
	1:00								222,004			0.0	0	5068.0		8,588	
	2:00								222,004			0.0	0	5068.0		8,588	
	3:00								222,004			0.0	0	5068.0		8,588	
	4:00								222,004			0.0	0	5068.0		8,588	
	5:00								222,004			0.0	0	5068.0		8,588	
	6:00								222,004			0.0	0	5068.0		8,588	
	7:00								222,004			0.0	0	5068.0		8,588	
	8:00								222,004			0.0	0	5068.0		8,588	
	9:00								222,004			0.0	0	5068.0		8,588	
	10:00								222,004			0.0	0	5068.0		8,588	
	11:00								222,004			0.0	0	5068.0		8,588	
	12:00								222,004			0.0	0	5068.0		8,588	
	13:00								222,004			0.0	0	5068.0		8,588	
	14:00								222,004			0.0	0	5068.0		8,588	
	15:00								222,004			0.0	0	5068.0		8,588	
	16:00								222,004			0.0	0	5068.0		8,588	

Flowback by
Supervisor
Operators
Location Phn#

Cardinal Flow Testing
Alan Tayrien
Joshua Hall
979-218-6488

Well Name
Operator
Representative

WGV 21-23-697
Williams
Keith Hoffland

									Totals From Below: 222,004					0	5,068.0	9,393	
Date MM/DD/YYYY	Time hh/mm	Wellhead Data			Separator				Gas Production		Fluid Production			Cumulative Prod		Frac Water	
		Tubing Press Psig	Casing Press Psig	Choke Size Ins.	Static Press. Psig	Diff. INS. H2O	Temp °F	Gas %	Approx. Flowrate MMCF/D	Cum. Volume MMCF	Cond. Prod. BO	Tank Gauge In H2O	Water Prod. BW	Cond. Prod. BO	Water Prod. BW	Pumped (1) BW	Yet To Recover BW
	17:00								222,004			0.0	0	5068.0		8,588	
	18:00								222,004			0.0	0	5068.0		8,588	
	19:00								222,004			0.0	0	5068.0		8,588	
	20:00								222,004			0.0	0	5068.0		8,588	
	21:00								222,004			0.0	0	5068.0		8,588	
	22:00								222,004			0.0	0	5068.0		8,588	
	23:00								222,004			0.0	0	5068.0		8,588	
11/06/07	0:00								222,004			0.0	0	5068.0		8,588	
	1:00								222,004			0.0	0	5068.0		8,588	
	2:00								222,004			0.0	0	5068.0		8,588	
	3:00								222,004			0.0	0	5068.0		8,588	
	4:00								222,004			0.0	0	5068.0		8,588	
	5:00								222,004			0.0	0	5068.0		8,588	
	6:00								222,004			0.0	0	5068.0		8,588	
	7:00								222,004			0.0	0	5068.0		8,588	
	8:00								222,004			0.0	0	5068.0		8,588	
	9:00								222,004			0.0	0	5068.0		8,588	
	10:00								222,004			0.0	0	5068.0		8,588	
	11:00								222,004			0.0	0	5068.0		8,588	
	12:00								222,004			0.0	0	5068.0		8,588	
	13:00								222,004			0.0	0	5068.0		8,588	
	14:00								222,004			0.0	0	5068.0		8,588	
	15:00								222,004			0.0	0	5068.0		8,588	
	16:00								222,004			0.0	0	5068.0		8,588	
	17:00								222,004			0.0	0	5068.0		8,588	
	18:00								222,004			0.0	0	5068.0		8,588	
	19:00								222,004			0.0	0	5068.0		8,588	
	20:00								222,004			0.0	0	5068.0		8,588	
	21:00								222,004			0.0	0	5068.0		8,588	
	22:00								222,004			0.0	0	5068.0		8,588	
	23:00								222,004			0.0	0	5068.0		8,588	
11/07/07	0:00								222,004			0.0	0	5068.0		8,588	
	1:00								222,004			0.0	0	5068.0		8,588	
	2:00								222,004			0.0	0	5068.0		8,588	
	3:00								222,004			0.0	0	5068.0		8,588	
	4:00								222,004			0.0	0	5068.0		8,588	
	5:00								222,004			0.0	0	5068.0		8,588	
	6:00								222,004			0.0	0	5068.0		8,588	
	7:00								222,004			0.0	0	5068.0		8,588	
	8:00								222,004			0.0	0	5068.0		8,588	
	9:00								222,004			0.0	0	5068.0		8,588	
	10:00								222,004			0.0	0	5068.0		8,588	
	11:00								222,004			0.0	0	5068.0		8,588	
	12:00								222,004			0.0	0	5068.0		8,588	
	13:00								222,004			0.0	0	5068.0		8,588	
	14:00								222,004			0.0	0	5068.0		8,588	
	15:00								222,004			0.0	0	5068.0		8,588	
	16:00								222,004			0.0	0	5068.0		8,588	
	17:00								222,004			0.0	0	5068.0		8,588	

Flowback by **Cardinal Flow Testing**
Supervisor **Alan Tayrien**
Operators **Joshua Hall**
Location Phn# **979-218-6488**

Well Name **WGV 21-23-697**
Operator **Williams**
Representative **Keith Hoffland**

Totals From Below: 222,004													0	5,068.0	9,393		
Date MM/DD/YYYY	Time hh/mm	Wellhead Data			Separator				Gas Production		Fluid Production			Cumulative Prod		Frac Water	
		Tubing Press Psig	Casing Press Psig	Choke Size Ins.	Static Press. Psig	Diff. INS. H2O	Temp °F	Gas %	Approx. Flowrate MMCF/D	Cum. Volume MMCF	Cond. Prod. BO	Tank Gauge In H2O	Water Prod. BW	Cond. Prod. BO	Water Prod. BW	Pumped (1) BW	Yet To Recover BW
	18:00									222,004			0.0	0	5068.0		8,588
	19:00									222,004			0.0	0	5068.0		8,588
	20:00									222,004			0.0	0	5068.0		8,588
	21:00									222,004			0.0	0	5068.0		8,588
	22:00									222,004			0.0	0	5068.0		8,588
	23:00									222,004			0.0	0	5068.0		8,588

Flowback by
Supervisor
Operators
Location Phn#

Cardinal Flow Testing
Alan Tayrien
Joshua Hall
979-218-6488

Well Name
Operator
Representative

WGV 21-23-697
Williams
Keith Hoffland

								Totals From Below: 273,535				0 5,412.0			9,393		
Date MM/DD/YYYY	Time hh/mm	Wellhead Data			Separator				Gas Production		Fluid Production			Cumulative Prod		Frac Water	
		Tubing Press Psig	Casing Press Psig	Choke Size Ins.	Static Press. Psig	Diff. INS. H2O	Temp °F	Gas %	Approx. Flowrate MMCF/D	Cum. Volume MMCF	Cond. Prod. BO	Tank Gauge In H2O	Water Prod. BW	Cond. Prod. BO	Water Prod. BW	Pumped (1) BW	Yet To Recover BW
10/18/07	7:00								0				0.0	0	0.0		0
	8:00								0				0.0	0	0.0		0
	9:00								0				0.0	0	0.0		0
	10:00								0				0.0	0	0.0		0
	11:00								0				0.0	0	0.0		0
	12:00								0				0.0	0	0.0		0
	13:00								0				0.0	0	0.0		0
	14:00								0				0.0	0	0.0		0
	15:00								0				0.0	0	0.0		0
	16:00		650	24					0				0.0	0	0.0	4,263	4,263
	17:00		475	24					0				75.0	0	75.0		4,188
	18:00		400	24					0				60.0	0	135.0		4,128
	19:00		375	24					0				40.0	0	175.0		4,088
	20:00		350	24					0				30.0	0	205.0		4,058
	21:00		250	32					0				30.0	0	235.0		4,028
	22:00		225	32					0				20.0	0	255.0		4,008
	23:00		200	48					0				20.0	0	275.0		3,988
10/19/07	0:00		150	48					0				20.0	0	295.0		3,968
	1:00		100	48					0				20.0	0	315.0		3,948
	2:00		100	48					0				10.0	0	325.0		3,938
	3:00		100	48					0				10.0	0	335.0		3,928
	4:00		75	48					0				10.0	0	345.0		3,918
	5:00		50	48					0				10.0	0	355.0		3,908
	6:00		50	48					0				10.0	0	365.0		3,898
	7:00								0				0.0	0	365.0		3,898
	8:00								0				0.0	0	365.0		3,898
	9:00								0				0.0	0	365.0		3,898
	10:00								0				0.0	0	365.0		3,898
	11:00								0				0.0	0	365.0		3,898
	12:00								0				0.0	0	365.0		3,898
	13:00								0				0.0	0	365.0		3,898
	14:00								0				0.0	0	365.0		3,898
	15:00								0				0.0	0	365.0		3,898
	16:00								0				0.0	0	365.0		3,898
	17:00								0				0.0	0	365.0	9,393	13,291
	18:00		0	48					0				0.0	0	365.0		13,291
	19:00		0	48					0				0.0	0	365.0		13,291
	20:00		0	48					0				0.0	0	365.0		13,291
	21:00		0	48					0				0.0	0	365.0		13,291
	22:00		0	48					0				0.0	0	365.0		13,291
	23:00		0	48					0				0.0	0	365.0		13,291
10/20/07	0:00		0	48					0				0.0	0	365.0		13,291
	1:00		0	48					0				0.0	0	365.0		13,291
	2:00		0	48					0				0.0	0	365.0		13,291
	3:00		0	48					0				0.0	0	365.0		13,291
	4:00		0	48					0				0.0	0	365.0		13,291
	5:00		0	48					0				0.0	0	365.0		13,291
	6:00		0	48					0				0.0	0	365.0		13,291
	7:00		0	48					0				0.0	0	365.0		13,291
	8:00		0	48					0				0.0	0	365.0		13,291

Flowback by
Supervisor
Operators
Location Phn#

Cardinal Flow Testing
Alan Tayrien
Joshua Hall
979-218-6488

Well Name
Operator
Representative

WGV 21-23-697
Williams
Keith Hoffland

							Totals From Below: 273,535							0 5,412.0		9,393	
Date MM/DD/YYYY	Time hh/mm	Wellhead Data			Separator				Gas Production		Fluid Production			Cumulative Prod		Frac Water	
		Tubing Press Psig	Casing Press Psig	Choke Size Ins.	Static Press. Psig	Diff. INS. H2O	Temp °F	Gas %	Approx. Flowrate MMCF/D	Cum. Volume MMCF	Cond. Prod. BO	Tank Gauge In H2O	Water Prod. BW	Cond. Prod. BO	Water Prod. BW	Pumped (1) BW	Yet To Recover BW
	9:00		0	48					0			0.0	0	365.0		13,291	
	10:00		0	48					0			0.0	0	365.0		13,291	
	11:00		0	48					0			0.0	0	365.0		13,291	
	12:00		0	48					0			0.0	0	365.0		13,291	
	13:00		0	48					0			0.0	0	365.0		13,291	
	14:00		0	48					0			0.0	0	365.0		13,291	
	15:00		0	48					0			0.0	0	365.0		13,291	
	16:00		0	48					0			0.0	0	365.0		13,291	
	17:00		0	48					0			0.0	0	365.0		13,291	
	18:00		0	48					0			0.0	0	365.0		13,291	
	19:00		0	48					0			0.0	0	365.0		13,291	
	20:00		0	48					0			0.0	0	365.0		13,291	
	21:00		0	48					0			0.0	0	365.0		13,291	
	22:00		0	48					0			0.0	0	365.0		13,291	
	23:00		0	48					0			0.0	0	365.0		13,291	
10/21/07	0:00		0	48					0			0.0	0	365.0		13,291	
	1:00		0	48					0			0.0	0	365.0		13,291	
	2:00		0	48					0			0.0	0	365.0		13,291	
	3:00		0	48					0			0.0	0	365.0		13,291	
	4:00		0	48					0			0.0	0	365.0		13,291	
	5:00		0	48					0			0.0	0	365.0		13,291	
	6:00		0	48					0			0.0	0	365.0		13,291	
	7:00		0	48					0			0.0	0	365.0		13,291	
	8:00		0	48					0			0.0	0	365.0		13,291	
	9:00		0	48					0			0.0	0	365.0		13,291	
	10:00		0	48					0			0.0	0	365.0		13,291	
	11:00		0	48					0			0.0	0	365.0		13,291	
	12:00		0	48					0			0.0	0	365.0		13,291	
	13:00		0	48					0			0.0	0	365.0		13,291	
	14:00		0	48					0			0.0	0	365.0		13,291	
	15:00		0	48					0			0.0	0	365.0		13,291	
	16:00		0	48					0			0.0	0	365.0		13,291	
	17:00		0	48					0			0.0	0	365.0		13,291	
	18:00		0	48					0			0.0	0	365.0		13,291	
	19:00		0	48					0			0.0	0	365.0		13,291	
	20:00		0	48					0			0.0	0	365.0		13,291	
	21:00		0	48					0			0.0	0	365.0		13,291	
	22:00		0	48					0			0.0	0	365.0		13,291	
	23:00		0	48					0			0.0	0	365.0		13,291	
10/22/07	0:00		0	48					0			0.0	0	365.0		13,291	
	1:00		0	48					0			0.0	0	365.0		13,291	
	2:00		0	48					0			0.0	0	365.0		13,291	
	3:00		0	48					0			0.0	0	365.0		13,291	
	4:00		0	48					0			0.0	0	365.0		13,291	
	5:00		0	48					0			0.0	0	365.0		13,291	
	6:00		0	48					0			0.0	0	365.0		13,291	
	7:00		0	48					0			0.0	0	365.0		13,291	
	8:00								0			0.0	0	365.0		13,291	
	9:00								0			0.0	0	365.0		13,291	

Flowback by
Supervisor
Operators
Location Phn#

Cardinal Flow Testing
Alan Tayrien
Joshua Hall
979-218-6488

Well Name
Operator
Representative

WGV 21-23-697
Williams
Keith Hoffland

								Totals From Below: 273,535						0 5,412.0		9,393	
Date MM/DD/YYYY	Time hh/mm	Wellhead Data			Separator				Gas Production		Fluid Production			Cumulative Prod		Frac Water	
		Tubing Press Psig	Casing Press Psig	Choke Size Ins.	Static Press. Psig	Diff. INS. H2O	Temp °F	Gas %	Approx. Flowrate MMCF/D	Cum. Volume MMCF	Cond. Prod. BO	Tank Gauge In H2O	Water Prod. BW	Cond. Prod. BO	Water Prod. BW	Pumped (1) BW	Yet To Recover BW
	10:00								0			0.0	0	365.0		13,291	
	11:00								0			0.0	0	365.0		13,291	
	12:00								0			0.0	0	365.0		13,291	
	13:00								0			0.0	0	365.0		13,291	
	14:00								0			0.0	0	365.0		13,291	
	15:00								0			0.0	0	365.0		13,291	
	16:00								0			0.0	0	365.0		13,291	
	17:00								0			0.0	0	365.0		13,291	
	18:00								0			0.0	0	365.0		13,291	
	19:00								0			0.0	0	365.0		13,291	
	20:00								0			0.0	0	365.0		13,291	
	21:00								0			0.0	0	365.0		13,291	
	22:00								0			0.0	0	365.0		13,291	
	23:00								0			0.0	0	365.0		13,291	
10/23/07	0:00								0			0.0	0	365.0		13,291	
	1:00								0			0.0	0	365.0		13,291	
	2:00								0			0.0	0	365.0		13,291	
	3:00								0			0.0	0	365.0		13,291	
	4:00								0			0.0	0	365.0		13,291	
	5:00								0			0.0	0	365.0		13,291	
	6:00								0			0.0	0	365.0		13,291	
	7:00								0			0.0	0	365.0		13,291	
	8:00								0			0.0	0	365.0		13,291	
	9:00								0			0.0	0	365.0		13,291	
	10:00								0			0.0	0	365.0		13,291	
	11:00								0			0.0	0	365.0		13,291	
	12:00								0			0.0	0	365.0		13,291	
	13:00								0			0.0	0	365.0		13,291	
	14:00								0			0.0	0	365.0		13,291	
	15:00								0			0.0	0	365.0		13,291	
	16:00		325	32					0			0.0	0	365.0		13,291	
	17:00		250	32					0			50.0	0	415.0		13,241	
	18:00		200	32					0			40.0	0	455.0		13,201	
	19:00		25	48					0			20.0	0	475.0		13,181	
	20:00		25	48					0			10.0	0	485.0		13,171	
	21:00		0	48					0			0.0	0	485.0		13,171	
	22:00		0	48					0			0.0	0	485.0		13,171	
	23:00		0	48					0			0.0	0	485.0		13,171	
10/24/07	0:00		0	48					0			0.0	0	485.0		13,171	
	1:00		0	48					0			0.0	0	485.0		13,171	
	2:00		0	48					0			0.0	0	485.0		13,171	
	3:00		0	48					0			0.0	0	485.0		13,171	
	4:00		0	48					0			0.0	0	485.0		13,171	
	5:00		0	48					0			0.0	0	485.0		13,171	
	6:00		0	48					0			0.0	0	485.0		13,171	
	7:00		0	48					0			0.0	0	485.0		13,171	
	8:00								0			0.0	0	485.0		13,171	
	9:00								0			0.0	0	485.0		13,171	
	10:00								0			0.0	0	485.0		13,171	

Flowback by
Supervisor
Operators
Location Phn#

Cardinal Flow Testing
Alan Tayrien
Joshua Hall
979-218-6488

Well Name
Operator
Representative

WGV 21-23-697
Williams
Keith Hoffland

								Totals From Below: 273,535						0 5,412.0		9,393	
Date MM/DD/YYYY	Time hh/mm	Wellhead Data			Separator				Gas Production		Fluid Production			Cumulative Prod		Frac Water	
		Tubing Press Psig	Casing Press Psig	Choke Size Ins.	Static Press. Psig	Diff. INS. H2O	Temp °F	Gas %	Approx. Flowrate MMCF/D	Cum. Volume MMCF	Cond. Prod. BO	Tank Gauge In H2O	Water Prod. BW	Cond. Prod. BO	Water Prod. BW	Pumped (1) BW	Yet To Recover BW
	11:00								0			0.0	0	485.0		13,171	
	12:00								0			0.0	0	485.0		13,171	
	13:00								0			0.0	0	485.0		13,171	
	14:00								0			0.0	0	485.0		13,171	
	15:00								0			0.0	0	485.0		13,171	
	16:00								0			0.0	0	485.0		13,171	
	17:00								0			0.0	0	485.0		13,171	
	18:00		375	32					0			0.0	0	485.0		13,171	
	19:00		50	32					0			60.0	0	545.0		13,111	
	20:00		50	48					0			40.0	0	585.0		13,071	
	21:00		50	48					0			20.0	0	605.0		13,051	
	22:00		50	48					0			20.0	0	625.0		13,031	
	23:00		50	48					0			20.0	0	645.0		13,011	
10/25/07	0:00		150	48					0			50.0	0	695.0		12,961	
	1:00		150	48					0			60.0	0	755.0		12,901	
	2:00		225	32					0			60.0	0	815.0		12,841	
	3:00		225	32					0			70.0	0	885.0		12,771	
	4:00		250	32					0			50.0	0	935.0		12,721	
	5:00		300	32					0			60.0	0	995.0		12,661	
	6:00		300	32					0			60.0	0	1055.0		12,601	
	7:00								0			0.0	0	1055.0		12,601	
	8:00								0			0.0	0	1055.0		12,601	
	9:00								0			0.0	0	1055.0		12,601	
	10:00								0			0.0	0	1055.0		12,601	
	11:00								0			0.0	0	1055.0		12,601	
	12:00								0			0.0	0	1055.0		12,601	
	13:00								0			0.0	0	1055.0		12,601	
	14:00								0			0.0	0	1055.0		12,601	
	15:00	0	400	48					0			0.0	0	1055.0		12,601	
	16:00	0	200	48					0			0.0	0	1055.0		12,601	
	17:00	0	25	48					0			0.0	0	1055.0		12,601	
	18:00	0	100	48					0			15.0	0	1070.0		12,586	
	19:00	0	100	48					0			20.0	0	1090.0		12,566	
	20:00	25	100	48					0			20.0	0	1110.0		12,546	
	21:00	25	50	48					0			10.0	0	1120.0		12,536	
	22:00	150	50	48					0			10.0	0	1130.0		12,526	
	23:00	250	50	48					0			10.0	0	1140.0		12,516	
10/26/07	0:00	250	150	32					0			30.0	0	1170.0		12,486	
	1:00	300	375	32					0			40.0	0	1210.0		12,446	
	2:00	325	450	32					0			40.0	0	1250.0		12,406	
	3:00	300	600	32					0			50.0	0	1300.0		12,356	
	4:00	250	600	32					0			50.0	0	1350.0		12,306	
	5:00	300	600	32					0			50.0	0	1400.0		12,256	
	6:00	300	600	32					0			50.0	0	1450.0		12,206	
	7:00	400	700	32					0			40.0	0	1490.0		12,166	
	8:00	600	850	32					0			30.0	0	1520.0		12,136	
	9:00	650	1,000	32					0			30.0	0	1550.0		12,106	
	10:00	800	1,100	24					0			30.0	0	1580.0		12,076	
	11:00	700	1,200	24					0			40.0	0	1620.0		12,036	

Flowback by
Supervisor
Operators
Location Phn#

Cardinal Flow Testing
Alan Tayrien
Joshua Hall
979-218-6488

Well Name
Operator
Representative

WGV 21-23-697
Williams
Keith Hoffland

								Totals From Below: 273,535						0 5,412.0		9,393	
Date	Time	Wellhead Data			Separator				Gas Production		Fluid Production			Cumulative Prod		Frac Water	
MM/DD/YYYY	hh/mm	Tubing Press Psig	Casing Press Psig	Choke Size Ins.	Static Press. Psig	Diff. INS. H2O	Temp °F	Gas %	Approx. Flowrate MMCF/D	Cum. Volume MMCF	Cond. Prod. BO	Tank Gauge In H2O	Water Prod. BW	Cond. Prod. BO	Water Prod. BW	Pumped (1) BW	Yet To Recover BW
	12:00	600	1,250	24						0			40.0	0	1660.0		11,996
	13:00	425	1,300	24						0			50.0	0	1710.0		11,946
	14:00	500	1,400	32						0			50.0	0	1760.0		11,896
	15:00	450	1,450	32						0			40.0	0	1800.0		11,856
	16:00	575	1,500	32						0			40.0	0	1840.0		11,816
	17:00	650	1,600	32						0			60.0	0	1900.0		11,756
	18:00	650	1,650	32						0			50.0	0	1950.0		11,706
	19:00	650	1,700	32						0			60.0	0	2010.0		11,646
	20:00	850	1,775	24						0			40.0	0	2050.0		11,606
	21:00	1,025	1,775	24						0			40.0	0	2090.0		11,566
	22:00	900	1,800	24						0			30.0	0	2120.0		11,536
	23:00	750	1,800	24						0			30.0	0	2150.0		11,506
10/27/07	0:00	800	1,850	24						0			35.0	0	2185.0		11,471
	1:00	725	1,875	24						0			30.0	0	2215.0		11,441
	2:00	900	1,875	24						0			35.0	0	2250.0		11,406
	3:00	900	1,875	24						0			35.0	0	2285.0		11,371
	4:00	900	1,900	24						0			30.0	0	2315.0		11,341
	5:00	1,000	1,900	24						0			30.0	0	2345.0		11,311
	6:00	1,000	1,900	24						0			30.0	0	2375.0		11,281
	7:00	1,000	1,925	24						0			40.0	0	2415.0		11,241
	8:00	1,000	1,925	24						0			40.0	0	2455.0		11,201
	9:00	1,000	1,925	24						0			35.0	0	2490.0		11,166
	10:00	1,000	1,925	24						0			45.0	0	2535.0		11,121
	11:00	1,000	1,925	20						0			40.0	0	2575.0		11,081
	12:00	1,025	1,925	20						0			35.0	0	2610.0		11,046
	13:00	1,100	1,925	20						0			30.0	0	2640.0		11,016
	14:00	1,100	1,925	20						0			30.0	0	2670.0		10,986
	15:00	1,125	1,925	20						0			35.0	0	2705.0		10,951
	16:00	1,125	1,925	20						0			30.0	0	2735.0		10,921
	17:00	1,125	1,925	20					789	789			30.0	0	2765.0		10,891
	18:00	1,125	1,950	20					790	1,579			35.0	0	2800.0		10,856
	19:00	1,125	1,950	20					1,024	2,603			30.0	0	2830.0		10,826
	20:00	1,150	1,950	20					1,021	3,624			30.0	0	2860.0		10,796
	21:00	1,150	1,950	20					1,079	4,703			30.0	0	2890.0		10,766
	22:00	1,175	1,950	20					1,091	5,794			30.0	0	2920.0		10,736
	23:00	1,175	1,950	20					1,087	6,881			27.0	0	2947.0		10,709
10/28/07	0:00	1,175	1,950	20					1,090	7,971			30.0	0	2977.0		10,679
	1:00	1,150	1,925	20					1,103	9,074			27.0	0	3004.0		10,652
	2:00	1,150	1,925	20					1,129	10,203			27.0	0	3031.0		10,625
	3:00	1,150	1,925	20					1,121	11,324			30.0	0	3061.0		10,595
	4:00	1,125	1,925	20					1,239	12,563			25.0	0	3086.0		10,570
	5:00	1,125	1,925	20					1,176	13,739			27.0	0	3113.0		10,543
	6:00	1,125	1,925	20					1,181	14,920			30.0	0	3143.0		10,513
	7:00	1,175	1,925	20					1,211	16,131			27.0	0	3170.0		10,486
	8:00	1,150	1,925	20					1,203	17,334			25.0	0	3195.0		10,461
	9:00	1,175	1,925	20					1,216	18,550			25.0	0	3220.0		10,436
	10:00	1,175	1,925	20					1,277	19,827			25.0	0	3245.0		10,411
	11:00	1,150	1,925	20					1,233	21,060			27.0	0	3272.0		10,384
	12:00	1,150	1,925	20					1,251	22,311			22.0	0	3294.0		10,362

Flowback by
Supervisor
Operators
Location Phn#

Cardinal Flow Testing
Alan Tayrien
Joshua Hall
979-218-6488

Well Name
Operator
Representative

WGV 21-23-697
Williams
Keith Hoffland

		Totals From Below: 273,535											0 5,412.0		9,393		
Date MM/DD/YYYY	Time hh/mm	Wellhead Data			Separator				Gas Production		Fluid Production			Cumulative Prod		Frac Water	
		Tubing Press Psig	Casing Press Psig	Choke Size Ins.	Static Press. Psig	Diff. INS. H2O	Temp °F	Gas %	Approx. Flowrate MMCF/D	Cum. Volume MMCF	Cond. Prod. BO	Tank Gauge In H2O	Water Prod. BW	Cond. Prod. BO	Water Prod. BW	Pumped (1) BW	Yet To Recover BW
	13:00	1,200	1,900	20					1,290	23,601			20.0	0	3314.0		10,342
	14:00	1,200	1,900	20					1,289	24,890			25.0	0	3339.0		10,317
	15:00	1,175	1,900	20					1,299	26,189			20.0	0	3359.0		10,297
	16:00	1,150	1,900	20					1,281	27,470			20.0	0	3379.0		10,277
	17:00	1,150	1,900	20					1,299	28,769			17.0	0	3396.0		10,260
	18:00	1,175	1,900	20					1,331	30,100			20.0	0	3416.0		10,240
	19:00	1,200	1,900	20					1,337	31,437			15.0	0	3431.0		10,225
	20:00	1,200	1,900	20					1,351	32,788			17.0	0	3448.0		10,208
	21:00	1,175	1,900	20					1,370	34,158			20.0	0	3468.0		10,188
	22:00	1,200	1,900	20					1,377	35,535			17.0	0	3485.0		10,171
	23:00	1,200	1,900	20					1,351	36,886			17.0	0	3502.0		10,154
10/29/07	0:00	1,200	1,900	20					1,398	38,284			20.0	0	3522.0		10,134
	1:00	1,200	1,900	20					1,386	39,670			15.0	0	3537.0		10,119
	2:00	1,200	1,900	20					1,441	41,111			17.0	0	3554.0		10,102
	3:00	1,200	1,875	20					1,418	42,529			15.0	0	3569.0		10,087
	4:00	1,200	1,875	20					1,369	43,898			15.0	0	3584.0		10,072
	5:00	1,200	1,875	20					1,412	45,310			17.0	0	3601.0		10,055
	6:00	1,200	1,875	20					1,396	46,706			17.0	0	3618.0		10,038
	7:00	1,200	1,875	20					1,496	48,202			15.0	0	3633.0		10,023
	8:00	1,200	1,875	20					1,449	49,651			15.0	0	3648.0		10,008
	9:00	1,200	1,850	20					1,586	51,237			20.0	0	3668.0		9,988
	10:00	1,200	1,850	20					1,535	52,772			15.0	0	3683.0		9,973
	11:00	1,200	1,850	20					1,561	54,333			17.0	0	3700.0		9,956
	12:00	1,250	1,850	20					1,550	55,883			20.0	0	3720.0		9,936
	13:00	1,225	1,850	20					1,612	57,495			15.0	0	3735.0		9,921
	14:00	1,225	1,850	20					1,537	59,032			15.0	0	3750.0		9,906
	15:00	1,250	1,850	20					1,531	60,563			17.0	0	3767.0		9,889
	16:00	1,250	1,850	20					1,591	62,154			15.0	0	3782.0		9,874
	17:00	1,250	1,825	20					1,577	63,731			20.0	0	3802.0		9,854
	18:00	1,250	1,825	20					1,581	65,312			17.0	0	3819.0		9,837
	19:00	1,250	1,825	20					1,621	66,933			17.0	0	3836.0		9,820
	20:00	1,250	1,825	20					1,610	68,543			20.0	0	3856.0		9,800
	21:00	1,250	1,800	20					1,613	70,156			20.0	0	3876.0		9,780
	22:00	1,250	1,800	20					1,510	71,666			15.0	0	3891.0		9,765
	23:00	1,250	1,800	20					1,670	73,336			15.0	0	3906.0		9,750
10/30/07	0:00	1,250	1,800	20					1,609	74,945			15.0	0	3921.0		9,735
	1:00	1,250	1,800	20					1,694	76,639			17.0	0	3938.0		9,718
	2:00	1,250	1,800	20					1,618	78,257			15.0	0	3953.0		9,703
	3:00	1,250	1,800	20					1,640	79,897			20.0	0	3973.0		9,683
	4:00	1,250	1,800	20					1,608	81,505			15.0	0	3988.0		9,668
	5:00	1,250	1,800	20					1,683	83,188			17.0	0	4005.0		9,651
	6:00	1,250	1,800	20					1,644	84,832			17.0	0	4022.0		9,634
	7:00	1,250	1,800	20					1,692	86,524			15.0	0	4037.0		9,619
	8:00	1,250	1,800	20					1,796	88,320			15.0	0	4052.0		9,604
	9:00	1,250	1,800	20					1,731	90,051			12.0	0	4064.0		9,592
	10:00	1,250	1,800	20					1,680	91,731			17.0	0	4081.0		9,575
	11:00	1,250	1,800	20					1,650	93,381			15.0	0	4096.0		9,560
	12:00	1,250	1,800	20					1,755	95,136			15.0	0	4111.0		9,545
	13:00	1,250	1,775	20					1,689	96,825			15.0	0	4126.0		9,530

Flowback by
Supervisor
Operators
Location Phn#

Cardinal Flow Testing
Alan Tayrien
Joshua Hall
979-218-6488

Well Name
Operator
Representative

WGV 21-23-697
Williams
Keith Hoffland

								Totals From Below: 273,535						0 5,412.0		9,393	
Date MM/DD/YYYY	Time hh/mm	Wellhead Data			Separator				Gas Production		Fluid Production			Cumulative Prod		Frac Water	
		Tubing Press Psig	Casing Press Psig	Choke Size Ins.	Static Press. Psig	Diff. INS. H2O	Temp °F	Gas %	Approx. Flowrate MMCF/D	Cum. Volume MMCF	Cond. Prod. BO	Tank Gauge In H2O	Water Prod. BW	Cond. Prod. BO	Water Prod. BW	Pumped (1) BW	Yet To Recover BW
	14:00	1,250	1,775	20					1,675	98,500			17.0	0	4143.0		9,513
	15:00	1,250	1,775	20					1,662	100,162			13.0	0	4156.0		9,500
	16:00	1,250	1,775	20					1,631	101,793			17.0	0	4173.0		9,483
	17:00	1,250	1,775	20					1,734	103,527			15.0	0	4188.0		9,468
	18:00	1,250	1,775	20					1,732	105,259			12.0	0	4200.0		9,456
	19:00	1,250	1,750	20					1,779	107,038			12.0	0	4212.0		9,444
	20:00	1,250	1,750	20					1,620	108,658			17.0	0	4229.0		9,427
	21:00	1,250	1,750	20					1,763	110,421			15.0	0	4244.0		9,412
	22:00	1,250	1,750	20					1,652	112,073			17.0	0	4261.0		9,395
	23:00	1,250	1,750	20					1,809	113,882			17.0	0	4278.0		9,378
10/31/07	0:00	1,250	1,750	20					1,859	115,741			15.0	0	4293.0		9,363
	1:00	1,250	1,750	20					1,803	117,544			17.0	0	4310.0		9,346
	2:00	1,250	1,750	20					1,740	119,284			12.0	0	4322.0		9,334
	3:00	1,250	1,750	20					1,759	121,043			17.0	0	4339.0		9,317
	4:00	1,250	1,750	20					1,690	122,733			17.0	0	4356.0		9,300
	5:00	1,250	1,750	20					1,781	124,514			15.0	0	4371.0		9,285
	6:00	1,250	1,750	20					1,777	126,291			17.0	0	4388.0		9,268
	7:00	1,250	1,725	20					1,807	128,098			15.0	0	4403.0		9,253
	8:00	1,275	1,725	20					1,831	129,929			15.0	0	4418.0		9,238
	9:00	1,275	1,725	20					1,881	131,810			13.0	0	4431.0		9,225
	10:00	1,275	1,725	20					1,825	133,635			17.0	0	4448.0		9,208
	11:00	1,275	1,725	20					1,840	135,475			15.0	0	4463.0		9,193
	12:00	1,275	1,725	20					1,835	137,310			15.0	0	4478.0		9,178
	13:00	1,275	1,725	20					1,939	139,249			15.0	0	4493.0		9,163
	14:00	1,275	1,700	20					1,951	141,200			13.0	0	4506.0		9,150
	15:00	1,275	1,700	20					1,970	143,170			17.0	0	4523.0		9,133
	16:00	1,275	1,700	20					1,997	145,167			17.0	0	4540.0		9,116
	17:00	1,275	1,700	20					1,935	147,102			15.0	0	4555.0		9,101
	18:00	1,275	1,700	20					1,943	149,045			15.0	0	4570.0		9,086
	19:00	1,275	1,700	20					1,880	150,925			17.0	0	4587.0		9,069
	20:00	1,275	1,700	20					1,911	152,836			15.0	0	4602.0		9,054
	21:00	1,275	1,700	20					1,883	154,719			13.0	0	4615.0		9,041
	22:00	1,250	1,700	20					1,971	156,690			13.0	0	4628.0		9,028
	23:00	1,250	1,700	20					1,962	158,652			15.0	0	4643.0		9,013
11/01/07	0:00	1,250	1,250	20					1,906	160,558			15.0	0	4658.0		8,998
	1:00	1,250	1,700	20					1,931	162,489			15.0	0	4673.0		8,983
	2:00	1,250	1,700	20					1,912	164,401			13.0	0	4686.0		8,970
	3:00	1,275	1,700	20					1,996	166,397			15.0	0	4701.0		8,955
	4:00	1,275	1,700	20					1,968	168,365			15.0	0	4716.0		8,940
	5:00	1,275	1,675	20					1,947	170,312			17.0	0	4733.0		8,923
	6:00	1,275	1,675	20					1,903	172,215			15.0	0	4748.0		8,908
	7:00	1,275	1,675	20					1,961	174,176			12.0	0	4760.0		8,896
	8:00	1,275	1,675	20					2,000	176,176			12.0	0	4772.0		8,884
	9:00	1,275	1,675	20					2,024	178,200			13.0	0	4785.0		8,871
	10:00	1,275	1,675	20					1,989	180,189			15.0	0	4800.0		8,856
	11:00	1,275	1,650	20					2,068	182,257			12.0	0	4812.0		8,844
	12:00	1,275	1,650	20					2,051	184,308			15.0	0	4827.0		8,829
	13:00	1,300	1,650	20					2,044	186,352			15.0	0	4842.0		8,814
	14:00	1,300	1,650	20					2,077	188,429			12.0	0	4854.0		8,802

Flowback by
Supervisor
Operators
Location Phn#

Cardinal Flow Testing
Alan Tayrien
Joshua Hall
979-218-6488

Well Name
Operator
Representative

WGV 21-23-697
Williams
Keith Hoffland

		Totals From Below: 273,535											0	5,412.0	9,393		
Date MM/DD/YYYY	Time hh/mm	Wellhead Data			Separator				Gas Production		Fluid Production			Cumulative Prod		Frac Water	
		Tubing Press Psig	Casing Press Psig	Choke Size Ins.	Static Press. Psig	Diff. INS. H2O	Temp °F	Gas %	Approx. Flowrate MMCF/D	Cum. Volume MMCF	Cond. Prod. BO	Tank Gauge In H2O	Water Prod. BW	Cond. Prod. BO	Water Prod. BW	Pumped (1) BW	Yet To Recover BW
	15:00	1,300	1,650	20				2,062	190,491			13.0	0	4867.0		8,789	
	16:00	1,300	1,650	20				2,124	192,615			13.0	0	4880.0		8,776	
	17:00	1,300	1,650	20				2,054	194,669			15.0	0	4895.0		8,761	
	18:00	1,300	1,650	20				2,010	196,679			15.0	0	4910.0		8,746	
	19:00	1,300	1,600	20				2,055	198,734			13.0	0	4923.0		8,733	
	20:00	1,300	1,550	20				2,160	200,894			13.0	0	4936.0		8,720	
	21:00	1,300	1,500	20				2,091	202,985			13.0	0	4949.0		8,707	
	22:00	1,300	1,500	20				2,059	205,044			15.0	0	4964.0		8,692	
	23:00	1,275	1,500	20				2,045	207,089			12.0	0	4976.0		8,680	
11/02/07	0:00	1,275	1,500	20				2,120	209,209			15.0	0	4991.0		8,665	
	1:00	1,275	1,500	20				2,085	211,294			13.0	0	5004.0		8,652	
	2:00	1,275	1,500	20				2,106	213,400			12.0	0	5016.0		8,640	
	3:00	1,275	1,500	20				2,109	215,509			12.0	0	5028.0		8,628	
	4:00	1,275	1,475	20				2,178	217,687			13.0	0	5041.0		8,615	
	5:00	1,275	1,475	20				2,170	219,857			15.0	0	5056.0		8,600	
	6:00	1,275	1,475	20				2,147	222,004			12.0	0	5068.0		8,588	
	7:00	1,275	1,475	20				2,122	224,126			15.0	0	5083.0		8,573	
	8:00	1,275	1,475	20				2,131	226,257			15.0	0	5098.0		8,558	
	9:00	1,275	1,475	20				2,145	228,402			12.0	0	5110.0		8,546	
	10:00	1,275	1,475	20				2,133	230,535			15.0	0	5125.0		8,531	
	11:00	1,275	1,475	20				2,151	232,686			17.0	0	5142.0		8,514	
	12:00	1,275	1,475	20				2,170	234,856			13.0	0	5155.0		8,501	
	13:00	1,275	1,475	20				2,144	237,000			13.0	0	5168.0		8,488	
	14:00	1,275	1,500	20				2,132	239,132			15.0	0	5183.0		8,473	
	15:00	1,275	1,600	20				2,121	241,253			15.0	0	5198.0		8,458	
	16:00	1,275	1,600	20				2,116	243,369			15.0	0	5213.0		8,443	
	17:00	1,275	1,600	20				2,108	245,477			12.0	0	5225.0		8,431	
	18:00	1,275	1,600	20				2,121	247,598			12.0	0	5237.0		8,419	
	19:00	1,275	1,600	20				2,223	249,821			15.0	0	5252.0		8,404	
	20:00	1,300	1,600	20				2,251	252,072			13.0	0	5265.0		8,391	
	21:00	1,300	1,600	20				2,227	254,299			17.0	0	5282.0		8,374	
	22:00	1,275	1,575	20				2,291	256,590			15.0	0	5297.0		8,359	
	23:00	1,300	1,575	20				2,149	258,739			15.0	0	5312.0		8,344	
11/03/07	0:00	1,300	1,575	20				2,172	260,911			13.0	0	5325.0		8,331	
	1:00	1,300	1,575	20				2,120	263,031			13.0	0	5338.0		8,318	
	2:00	1,275	1,575	20				2,103	265,134			17.0	0	5355.0		8,301	
	3:00	1,275	1,550	20				2,082	267,216			15.0	0	5370.0		8,286	
	4:00	1,275	1,550	20				2,152	269,368			12.0	0	5382.0		8,274	
	5:00	1,275	1,525	20				2,090	271,458			17.0	0	5399.0		8,257	
	6:00	1,275	1,525	20				2,077	273,535			13.0	0	5412.0		8,244	
	7:00								273,535			0.0	0	5412.0		8,244	
	8:00								273,535			0.0	0	5412.0		8,244	
	9:00								273,535			0.0	0	5412.0		8,244	
	10:00								273,535			0.0	0	5412.0		8,244	
	11:00								273,535			0.0	0	5412.0		8,244	
	12:00								273,535			0.0	0	5412.0		8,244	
	13:00								273,535			0.0	0	5412.0		8,244	
	14:00								273,535			0.0	0	5412.0		8,244	
	15:00								273,535			0.0	0	5412.0		8,244	

Flowback by
Supervisor
Operators
Location Phn#

Cardinal Flow Testing
Alan Tayrien
Joshua Hall
979-218-6488

Well Name
Operator
Representative

WGV 21-23-697
Williams
Keith Hoffland

									Totals From Below: 273,535						0	5,412.0	9,393	
Date	Time	Wellhead Data			Separator				Gas Production		Fluid Production			Cumulative Prod		Frac Water		
MM/DD/YYYY	hh/mm	Tubing Press Psig	Casing Press Psig	Choke Size Ins.	Static Press. Psig	Diff. INS. H2O	Temp °F	Gas %	Approx. Flowrate MMCF/D	Cum. Volume MMCF	Cond. Prod. BO	Tank Gauge In H2O	Water Prod. BW	Cond. Prod. BO	Water Prod. BW	Pumped (1) BW	Yet To Recover BW	
	16:00									273,535			0.0	0	5412.0		8,244	
	17:00									273,535			0.0	0	5412.0		8,244	
	18:00									273,535			0.0	0	5412.0		8,244	
	19:00									273,535			0.0	0	5412.0		8,244	
	20:00									273,535			0.0	0	5412.0		8,244	
	21:00									273,535			0.0	0	5412.0		8,244	
	22:00									273,535			0.0	0	5412.0		8,244	
	23:00									273,535			0.0	0	5412.0		8,244	
11/04/07	0:00									273,535			0.0	0	5412.0		8,244	
	1:00									273,535			0.0	0	5412.0		8,244	
	2:00									273,535			0.0	0	5412.0		8,244	
	3:00									273,535			0.0	0	5412.0		8,244	
	4:00									273,535			0.0	0	5412.0		8,244	
	5:00									273,535			0.0	0	5412.0		8,244	
	6:00									273,535			0.0	0	5412.0		8,244	
	7:00									273,535			0.0	0	5412.0		8,244	
	8:00									273,535			0.0	0	5412.0		8,244	
	9:00									273,535			0.0	0	5412.0		8,244	
	10:00									273,535			0.0	0	5412.0		8,244	
	11:00									273,535			0.0	0	5412.0		8,244	
	12:00									273,535			0.0	0	5412.0		8,244	
	13:00									273,535			0.0	0	5412.0		8,244	
	14:00									273,535			0.0	0	5412.0		8,244	
	15:00									273,535			0.0	0	5412.0		8,244	
	16:00									273,535			0.0	0	5412.0		8,244	
	17:00									273,535			0.0	0	5412.0		8,244	
	18:00									273,535			0.0	0	5412.0		8,244	
	19:00									273,535			0.0	0	5412.0		8,244	
	20:00									273,535			0.0	0	5412.0		8,244	
	21:00									273,535			0.0	0	5412.0		8,244	
	22:00									273,535			0.0	0	5412.0		8,244	
	23:00									273,535			0.0	0	5412.0		8,244	
11/05/07	0:00									273,535			0.0	0	5412.0		8,244	
	1:00									273,535			0.0	0	5412.0		8,244	
	2:00									273,535			0.0	0	5412.0		8,244	
	3:00									273,535			0.0	0	5412.0		8,244	
	4:00									273,535			0.0	0	5412.0		8,244	
	5:00									273,535			0.0	0	5412.0		8,244	
	6:00									273,535			0.0	0	5412.0		8,244	
	7:00									273,535			0.0	0	5412.0		8,244	
	8:00									273,535			0.0	0	5412.0		8,244	
	9:00									273,535			0.0	0	5412.0		8,244	
	10:00									273,535			0.0	0	5412.0		8,244	
	11:00									273,535			0.0	0	5412.0		8,244	
	12:00									273,535			0.0	0	5412.0		8,244	
	13:00									273,535			0.0	0	5412.0		8,244	
	14:00									273,535			0.0	0	5412.0		8,244	
	15:00									273,535			0.0	0	5412.0		8,244	
	16:00									273,535			0.0	0	5412.0		8,244	

Flowback by
Supervisor
Operators
Location Phn#

Cardinal Flow Testing
Alan Tayrien
Joshua Hall
979-218-6488

Well Name
Operator
Representative

WGV 21-23-697
Williams
Keith Hoffland

									Totals From Below: 273,535						0	5,412.0	9,393	
Date MM/DD/YYYY	Time hh/mm	Wellhead Data			Separator				Gas Production		Fluid Production			Cumulative Prod		Frac Water		
		Tubing Press Psig	Casing Press Psig	Choke Size Ins.	Static Press. Psig	Diff. INS. H2O	Temp °F	Gas %	Approx. Flowrate MMCF/D	Cum. Volume MMCF	Cond. Prod. BO	Tank Gauge In H2O	Water Prod. BW	Cond. Prod. BO	Water Prod. BW	Pumped (1) BW	Yet To Recover BW	
	17:00								273,535			0.0	0	5412.0		8,244		
	18:00								273,535			0.0	0	5412.0		8,244		
	19:00								273,535			0.0	0	5412.0		8,244		
	20:00								273,535			0.0	0	5412.0		8,244		
	21:00								273,535			0.0	0	5412.0		8,244		
	22:00								273,535			0.0	0	5412.0		8,244		
	23:00								273,535			0.0	0	5412.0		8,244		
11/06/07	0:00								273,535			0.0	0	5412.0		8,244		
	1:00								273,535			0.0	0	5412.0		8,244		
	2:00								273,535			0.0	0	5412.0		8,244		
	3:00								273,535			0.0	0	5412.0		8,244		
	4:00								273,535			0.0	0	5412.0		8,244		
	5:00								273,535			0.0	0	5412.0		8,244		
	6:00								273,535			0.0	0	5412.0		8,244		
	7:00								273,535			0.0	0	5412.0		8,244		
	8:00								273,535			0.0	0	5412.0		8,244		
	9:00								273,535			0.0	0	5412.0		8,244		
	10:00								273,535			0.0	0	5412.0		8,244		
	11:00								273,535			0.0	0	5412.0		8,244		
	12:00								273,535			0.0	0	5412.0		8,244		
	13:00								273,535			0.0	0	5412.0		8,244		
	14:00								273,535			0.0	0	5412.0		8,244		
	15:00								273,535			0.0	0	5412.0		8,244		
	16:00								273,535			0.0	0	5412.0		8,244		
	17:00								273,535			0.0	0	5412.0		8,244		
	18:00								273,535			0.0	0	5412.0		8,244		
	19:00								273,535			0.0	0	5412.0		8,244		
	20:00								273,535			0.0	0	5412.0		8,244		
	21:00								273,535			0.0	0	5412.0		8,244		
	22:00								273,535			0.0	0	5412.0		8,244		
	23:00								273,535			0.0	0	5412.0		8,244		
11/07/07	0:00								273,535			0.0	0	5412.0		8,244		
	1:00								273,535			0.0	0	5412.0		8,244		
	2:00								273,535			0.0	0	5412.0		8,244		
	3:00								273,535			0.0	0	5412.0		8,244		
	4:00								273,535			0.0	0	5412.0		8,244		
	5:00								273,535			0.0	0	5412.0		8,244		
	6:00								273,535			0.0	0	5412.0		8,244		
	7:00								273,535			0.0	0	5412.0		8,244		
	8:00								273,535			0.0	0	5412.0		8,244		
	9:00								273,535			0.0	0	5412.0		8,244		
	10:00								273,535			0.0	0	5412.0		8,244		
	11:00								273,535			0.0	0	5412.0		8,244		
	12:00								273,535			0.0	0	5412.0		8,244		
	13:00								273,535			0.0	0	5412.0		8,244		
	14:00								273,535			0.0	0	5412.0		8,244		
	15:00								273,535			0.0	0	5412.0		8,244		
	16:00								273,535			0.0	0	5412.0		8,244		
	17:00								273,535			0.0	0	5412.0		8,244		

Flowback by **Cardinal Flow Testing**
Supervisor **Alan Tayrien**
Operators **Joshua Hall**
Location Phn# **979-218-6488**

Well Name **WGV 21-23-697**
Operator **Williams**
Representative **Keith Hoffland**

Totals From Below: 273,535													0	5,412.0	9,393		
Date MM/DD/YYYY	Time hh/mm	Wellhead Data			Separator				Gas Production		Fluid Production			Cumulative Prod		Frac Water	
		Tubing Press Psig	Casing Press Psig	Choke Size Ins.	Static Press. Psig	Diff. INS. H2O	Temp °F	Gas %	Approx. Flowrate MMCF/D	Cum. Volume MMCF	Cond. Prod. BO	Tank Gauge In H2O	Water Prod. BW	Cond. Prod. BO	Water Prod. BW	Pumped (1) BW	Yet To Recover BW
	18:00									273,535			0.0	0	5412.0		8,244
	19:00									273,535			0.0	0	5412.0		8,244
	20:00									273,535			0.0	0	5412.0		8,244
	21:00									273,535			0.0	0	5412.0		8,244
	22:00									273,535			0.0	0	5412.0		8,244
	23:00									273,535			0.0	0	5412.0		8,244

Flowback by
Supervisor
Operators
Location Phn#

Cardinal Flow Testing
Alan Tayrien
Joshua Hall
979-218-6488

Well Name
Operator
Representative

WGV 21-23-697
Williams
Keith Hoffland

								Totals From Below: 327,179			0 5,708.0			9,393			
Date MM/DD/YYYY	Time hh/mm	Wellhead Data			Separator				Gas Production		Fluid Production			Cumulative Prod		Frac Water	
		Tubing Press Psig	Casing Press Psig	Choke Size Ins.	Static Press. Psig	Diff. INS. H2O	Temp °F	Gas %	Approx. Flowrate MMCF/D	Cum. Volume MMCF	Cond. Prod. BO	Tank Gauge In H2O	Water Prod. BW	Cond. Prod. BO	Water Prod. BW	Pumped (1) BW	Yet To Recover BW
10/18/07	7:00								0			0.0	0	0.0		0	
	8:00								0			0.0	0	0.0		0	
	9:00								0			0.0	0	0.0		0	
	10:00								0			0.0	0	0.0		0	
	11:00								0			0.0	0	0.0		0	
	12:00								0			0.0	0	0.0		0	
	13:00								0			0.0	0	0.0		0	
	14:00								0			0.0	0	0.0		0	
	15:00								0			0.0	0	0.0		0	
	16:00		650	24					0			0.0	0	0.0	4,263	4,263	
	17:00		475	24					0			75.0	0	75.0		4,188	
	18:00		400	24					0			60.0	0	135.0		4,128	
	19:00		375	24					0			40.0	0	175.0		4,088	
	20:00		350	24					0			30.0	0	205.0		4,058	
	21:00		250	32					0			30.0	0	235.0		4,028	
	22:00		225	32					0			20.0	0	255.0		4,008	
	23:00		200	48					0			20.0	0	275.0		3,988	
10/19/07	0:00		150	48					0			20.0	0	295.0		3,968	
	1:00		100	48					0			20.0	0	315.0		3,948	
	2:00		100	48					0			10.0	0	325.0		3,938	
	3:00		100	48					0			10.0	0	335.0		3,928	
	4:00		75	48					0			10.0	0	345.0		3,918	
	5:00		50	48					0			10.0	0	355.0		3,908	
	6:00		50	48					0			10.0	0	365.0		3,898	
	7:00								0			0.0	0	365.0		3,898	
	8:00								0			0.0	0	365.0		3,898	
	9:00								0			0.0	0	365.0		3,898	
	10:00								0			0.0	0	365.0		3,898	
	11:00								0			0.0	0	365.0		3,898	
	12:00								0			0.0	0	365.0		3,898	
	13:00								0			0.0	0	365.0		3,898	
	14:00								0			0.0	0	365.0		3,898	
	15:00								0			0.0	0	365.0		3,898	
	16:00								0			0.0	0	365.0		3,898	
	17:00								0			0.0	0	365.0	9,393	13,291	
	18:00		0	48					0			0.0	0	365.0		13,291	
	19:00		0	48					0			0.0	0	365.0		13,291	
	20:00		0	48					0			0.0	0	365.0		13,291	
	21:00		0	48					0			0.0	0	365.0		13,291	
	22:00		0	48					0			0.0	0	365.0		13,291	
	23:00		0	48					0			0.0	0	365.0		13,291	
10/20/07	0:00		0	48					0			0.0	0	365.0		13,291	
	1:00		0	48					0			0.0	0	365.0		13,291	
	2:00		0	48					0			0.0	0	365.0		13,291	
	3:00		0	48					0			0.0	0	365.0		13,291	
	4:00		0	48					0			0.0	0	365.0		13,291	
	5:00		0	48					0			0.0	0	365.0		13,291	
	6:00		0	48					0			0.0	0	365.0		13,291	
	7:00		0	48					0			0.0	0	365.0		13,291	
	8:00		0	48					0			0.0	0	365.0		13,291	

Flowback by
Supervisor
Operators
Location Phn#

Cardinal Flow Testing
Alan Tayrien
Joshua Hall
979-218-6488

Well Name
Operator
Representative

WGV 21-23-697
Williams
Keith Hoffland

								Totals From Below: 327,179						0 5,708.0		9,393	
Date MM/DD/YYYY	Time hh/mm	Wellhead Data			Separator				Gas Production		Fluid Production			Cumulative Prod		Frac Water	
		Tubing Press Psig	Casing Press Psig	Choke Size Ins.	Static Press. Psig	Diff. INS. H2O	Temp °F	Gas %	Approx. Flowrate MMCF/D	Cum. Volume MMCF	Cond. Prod. BO	Tank Gauge In H2O	Water Prod. BW	Cond. Prod. BO	Water Prod. BW	Pumped (1) BW	Yet To Recover BW
	9:00		0	48					0			0.0	0	365.0		13,291	
	10:00		0	48					0			0.0	0	365.0		13,291	
	11:00		0	48					0			0.0	0	365.0		13,291	
	12:00		0	48					0			0.0	0	365.0		13,291	
	13:00		0	48					0			0.0	0	365.0		13,291	
	14:00		0	48					0			0.0	0	365.0		13,291	
	15:00		0	48					0			0.0	0	365.0		13,291	
	16:00		0	48					0			0.0	0	365.0		13,291	
	17:00		0	48					0			0.0	0	365.0		13,291	
	18:00		0	48					0			0.0	0	365.0		13,291	
	19:00		0	48					0			0.0	0	365.0		13,291	
	20:00		0	48					0			0.0	0	365.0		13,291	
	21:00		0	48					0			0.0	0	365.0		13,291	
	22:00		0	48					0			0.0	0	365.0		13,291	
	23:00		0	48					0			0.0	0	365.0		13,291	
10/21/07	0:00		0	48					0			0.0	0	365.0		13,291	
	1:00		0	48					0			0.0	0	365.0		13,291	
	2:00		0	48					0			0.0	0	365.0		13,291	
	3:00		0	48					0			0.0	0	365.0		13,291	
	4:00		0	48					0			0.0	0	365.0		13,291	
	5:00		0	48					0			0.0	0	365.0		13,291	
	6:00		0	48					0			0.0	0	365.0		13,291	
	7:00		0	48					0			0.0	0	365.0		13,291	
	8:00		0	48					0			0.0	0	365.0		13,291	
	9:00		0	48					0			0.0	0	365.0		13,291	
	10:00		0	48					0			0.0	0	365.0		13,291	
	11:00		0	48					0			0.0	0	365.0		13,291	
	12:00		0	48					0			0.0	0	365.0		13,291	
	13:00		0	48					0			0.0	0	365.0		13,291	
	14:00		0	48					0			0.0	0	365.0		13,291	
	15:00		0	48					0			0.0	0	365.0		13,291	
	16:00		0	48					0			0.0	0	365.0		13,291	
	17:00		0	48					0			0.0	0	365.0		13,291	
	18:00		0	48					0			0.0	0	365.0		13,291	
	19:00		0	48					0			0.0	0	365.0		13,291	
	20:00		0	48					0			0.0	0	365.0		13,291	
	21:00		0	48					0			0.0	0	365.0		13,291	
	22:00		0	48					0			0.0	0	365.0		13,291	
	23:00		0	48					0			0.0	0	365.0		13,291	
10/22/07	0:00		0	48					0			0.0	0	365.0		13,291	
	1:00		0	48					0			0.0	0	365.0		13,291	
	2:00		0	48					0			0.0	0	365.0		13,291	
	3:00		0	48					0			0.0	0	365.0		13,291	
	4:00		0	48					0			0.0	0	365.0		13,291	
	5:00		0	48					0			0.0	0	365.0		13,291	
	6:00		0	48					0			0.0	0	365.0		13,291	
	7:00		0	48					0			0.0	0	365.0		13,291	
	8:00								0			0.0	0	365.0		13,291	
	9:00								0			0.0	0	365.0		13,291	

Flowback by
Supervisor
Operators
Location Phn#

Cardinal Flow Testing
Alan Tayrien
Joshua Hall
979-218-6488

Well Name
Operator
Representative

WGV 21-23-697
Williams
Keith Hoffland

								Totals From Below: 327,179						0 5,708.0		9,393	
Date MM/DD/YYYY	Time hh/mm	Wellhead Data			Separator				Gas Production		Fluid Production			Cumulative Prod		Frac Water	
		Tubing Press Psig	Casing Press Psig	Choke Size Ins.	Static Press. Psig	Diff. INS. H2O	Temp °F	Gas %	Approx. Flowrate MMCF/D	Cum. Volume MMCF	Cond. Prod. BO	Tank Gauge In H2O	Water Prod. BW	Cond. Prod. BO	Water Prod. BW	Pumped (1) BW	Yet To Recover BW
	10:00								0			0.0	0	365.0		13,291	
	11:00								0			0.0	0	365.0		13,291	
	12:00								0			0.0	0	365.0		13,291	
	13:00								0			0.0	0	365.0		13,291	
	14:00								0			0.0	0	365.0		13,291	
	15:00								0			0.0	0	365.0		13,291	
	16:00								0			0.0	0	365.0		13,291	
	17:00								0			0.0	0	365.0		13,291	
	18:00								0			0.0	0	365.0		13,291	
	19:00								0			0.0	0	365.0		13,291	
	20:00								0			0.0	0	365.0		13,291	
	21:00								0			0.0	0	365.0		13,291	
	22:00								0			0.0	0	365.0		13,291	
	23:00								0			0.0	0	365.0		13,291	
10/23/07	0:00								0			0.0	0	365.0		13,291	
	1:00								0			0.0	0	365.0		13,291	
	2:00								0			0.0	0	365.0		13,291	
	3:00								0			0.0	0	365.0		13,291	
	4:00								0			0.0	0	365.0		13,291	
	5:00								0			0.0	0	365.0		13,291	
	6:00								0			0.0	0	365.0		13,291	
	7:00								0			0.0	0	365.0		13,291	
	8:00								0			0.0	0	365.0		13,291	
	9:00								0			0.0	0	365.0		13,291	
	10:00								0			0.0	0	365.0		13,291	
	11:00								0			0.0	0	365.0		13,291	
	12:00								0			0.0	0	365.0		13,291	
	13:00								0			0.0	0	365.0		13,291	
	14:00								0			0.0	0	365.0		13,291	
	15:00								0			0.0	0	365.0		13,291	
	16:00		325	32					0			0.0	0	365.0		13,291	
	17:00		250	32					0			50.0	0	415.0		13,241	
	18:00		200	32					0			40.0	0	455.0		13,201	
	19:00		25	48					0			20.0	0	475.0		13,181	
	20:00		25	48					0			10.0	0	485.0		13,171	
	21:00		0	48					0			0.0	0	485.0		13,171	
	22:00		0	48					0			0.0	0	485.0		13,171	
	23:00		0	48					0			0.0	0	485.0		13,171	
10/24/07	0:00		0	48					0			0.0	0	485.0		13,171	
	1:00		0	48					0			0.0	0	485.0		13,171	
	2:00		0	48					0			0.0	0	485.0		13,171	
	3:00		0	48					0			0.0	0	485.0		13,171	
	4:00		0	48					0			0.0	0	485.0		13,171	
	5:00		0	48					0			0.0	0	485.0		13,171	
	6:00		0	48					0			0.0	0	485.0		13,171	
	7:00		0	48					0			0.0	0	485.0		13,171	
	8:00								0			0.0	0	485.0		13,171	
	9:00								0			0.0	0	485.0		13,171	
	10:00								0			0.0	0	485.0		13,171	

Flowback by
Supervisor
Operators
Location Phn#

Cardinal Flow Testing
Alan Tayrien
Joshua Hall
979-218-6488

Well Name
Operator
Representative

WGV 21-23-697
Williams
Keith Hoffland

							Totals From Below: 327,179				0 5,708.0			9,393			
Date MM/DD/YYYY	Time hh/mm	Wellhead Data			Separator				Gas Production		Fluid Production			Cumulative Prod		Frac Water	
		Tubing Press Psig	Casing Press Psig	Choke Size Ins.	Static Press. Psig	Diff. INS. H2O	Temp °F	Gas %	Approx. Flowrate MMCF/D	Cum. Volume MMCF	Cond. Prod. BO	Tank Gauge In H2O	Water Prod. BW	Cond. Prod. BO	Water Prod. BW	Pumped (1) BW	Yet To Recover BW
	11:00								0				0.0	0	485.0		13,171
	12:00								0				0.0	0	485.0		13,171
	13:00								0				0.0	0	485.0		13,171
	14:00								0				0.0	0	485.0		13,171
	15:00								0				0.0	0	485.0		13,171
	16:00								0				0.0	0	485.0		13,171
	17:00								0				0.0	0	485.0		13,171
	18:00		375	32					0				0.0	0	485.0		13,171
	19:00		50	32					0				60.0	0	545.0		13,111
	20:00		50	48					0				40.0	0	585.0		13,071
	21:00		50	48					0				20.0	0	605.0		13,051
	22:00		50	48					0				20.0	0	625.0		13,031
	23:00		50	48					0				20.0	0	645.0		13,011
10/25/07	0:00		150	48					0				50.0	0	695.0		12,961
	1:00		150	48					0				60.0	0	755.0		12,901
	2:00		225	32					0				60.0	0	815.0		12,841
	3:00		225	32					0				70.0	0	885.0		12,771
	4:00		250	32					0				50.0	0	935.0		12,721
	5:00		300	32					0				60.0	0	995.0		12,661
	6:00		300	32					0				60.0	0	1055.0		12,601
	7:00								0				0.0	0	1055.0		12,601
	8:00								0				0.0	0	1055.0		12,601
	9:00								0				0.0	0	1055.0		12,601
	10:00								0				0.0	0	1055.0		12,601
	11:00								0				0.0	0	1055.0		12,601
	12:00								0				0.0	0	1055.0		12,601
	13:00								0				0.0	0	1055.0		12,601
	14:00								0				0.0	0	1055.0		12,601
	15:00	0	400	48					0				0.0	0	1055.0		12,601
	16:00	0	200	48					0				0.0	0	1055.0		12,601
	17:00	0	25	48					0				0.0	0	1055.0		12,601
	18:00	0	100	48					0				15.0	0	1070.0		12,586
	19:00	0	100	48					0				20.0	0	1090.0		12,566
	20:00	25	100	48					0				20.0	0	1110.0		12,546
	21:00	25	50	48					0				10.0	0	1120.0		12,536
	22:00	150	50	48					0				10.0	0	1130.0		12,526
	23:00	250	50	48					0				10.0	0	1140.0		12,516
10/26/07	0:00	250	150	32					0				30.0	0	1170.0		12,486
	1:00	300	375	32					0				40.0	0	1210.0		12,446
	2:00	325	450	32					0				40.0	0	1250.0		12,406
	3:00	300	600	32					0				50.0	0	1300.0		12,356
	4:00	250	600	32					0				50.0	0	1350.0		12,306
	5:00	300	600	32					0				50.0	0	1400.0		12,256
	6:00	300	600	32					0				50.0	0	1450.0		12,206
	7:00	400	700	32					0				40.0	0	1490.0		12,166
	8:00	600	850	32					0				30.0	0	1520.0		12,136
	9:00	650	1,000	32					0				30.0	0	1550.0		12,106
	10:00	800	1,100	24					0				30.0	0	1580.0		12,076
	11:00	700	1,200	24					0				40.0	0	1620.0		12,036

Flowback by
Supervisor
Operators
Location Phn#

Cardinal Flow Testing
Alan Tayrien
Joshua Hall
979-218-6488

Well Name
Operator
Representative

WGV 21-23-697
Williams
Keith Hoffland

		Totals From Below: 327,179											0 5,708.0		9,393		
Date MM/DD/YYYY	Time hh/mm	Wellhead Data			Separator				Gas Production		Fluid Production			Cumulative Prod		Frac Water	
		Tubing Press Psig	Casing Press Psig	Choke Size Ins.	Static Press. Psig	Diff. INS. H2O	Temp °F	Gas %	Approx. Flowrate MMCF/D	Cum. Volume MMCF	Cond. Prod. BO	Tank Gauge In H2O	Water Prod. BW	Cond. Prod. BO	Water Prod. BW	Pumped (1) BW	Yet To Recover BW
	12:00	600	1,250	24					0				40.0	0	1660.0		11,996
	13:00	425	1,300	24					0				50.0	0	1710.0		11,946
	14:00	500	1,400	32					0				50.0	0	1760.0		11,896
	15:00	450	1,450	32					0				40.0	0	1800.0		11,856
	16:00	575	1,500	32					0				40.0	0	1840.0		11,816
	17:00	650	1,600	32					0				60.0	0	1900.0		11,756
	18:00	650	1,650	32					0				50.0	0	1950.0		11,706
	19:00	650	1,700	32					0				60.0	0	2010.0		11,646
	20:00	850	1,775	24					0				40.0	0	2050.0		11,606
	21:00	1,025	1,775	24					0				40.0	0	2090.0		11,566
	22:00	900	1,800	24					0				30.0	0	2120.0		11,536
	23:00	750	1,800	24					0				30.0	0	2150.0		11,506
10/27/07	0:00	800	1,850	24					0				35.0	0	2185.0		11,471
	1:00	725	1,875	24					0				30.0	0	2215.0		11,441
	2:00	900	1,875	24					0				35.0	0	2250.0		11,406
	3:00	900	1,875	24					0				35.0	0	2285.0		11,371
	4:00	900	1,900	24					0				30.0	0	2315.0		11,341
	5:00	1,000	1,900	24					0				30.0	0	2345.0		11,311
	6:00	1,000	1,900	24					0				30.0	0	2375.0		11,281
	7:00	1,000	1,925	24					0				40.0	0	2415.0		11,241
	8:00	1,000	1,925	24					0				40.0	0	2455.0		11,201
	9:00	1,000	1,925	24					0				35.0	0	2490.0		11,166
	10:00	1,000	1,925	24					0				45.0	0	2535.0		11,121
	11:00	1,000	1,925	20					0				40.0	0	2575.0		11,081
	12:00	1,025	1,925	20					0				35.0	0	2610.0		11,046
	13:00	1,100	1,925	20					0				30.0	0	2640.0		11,016
	14:00	1,100	1,925	20					0				30.0	0	2670.0		10,986
	15:00	1,125	1,925	20					0				35.0	0	2705.0		10,951
	16:00	1,125	1,925	20					0				30.0	0	2735.0		10,921
	17:00	1,125	1,925	20					789	789			30.0	0	2765.0		10,891
	18:00	1,125	1,950	20					790	1,579			35.0	0	2800.0		10,856
	19:00	1,125	1,950	20					1,024	2,603			30.0	0	2830.0		10,826
	20:00	1,150	1,950	20					1,021	3,624			30.0	0	2860.0		10,796
	21:00	1,150	1,950	20					1,079	4,703			30.0	0	2890.0		10,766
	22:00	1,175	1,950	20					1,091	5,794			30.0	0	2920.0		10,736
	23:00	1,175	1,950	20					1,087	6,881			27.0	0	2947.0		10,709
10/28/07	0:00	1,175	1,950	20					1,090	7,971			30.0	0	2977.0		10,679
	1:00	1,150	1,925	20					1,103	9,074			27.0	0	3004.0		10,652
	2:00	1,150	1,925	20					1,129	10,203			27.0	0	3031.0		10,625
	3:00	1,150	1,925	20					1,121	11,324			30.0	0	3061.0		10,595
	4:00	1,125	1,925	20					1,239	12,563			25.0	0	3086.0		10,570
	5:00	1,125	1,925	20					1,176	13,739			27.0	0	3113.0		10,543
	6:00	1,125	1,925	20					1,181	14,920			30.0	0	3143.0		10,513
	7:00	1,175	1,925	20					1,211	16,131			27.0	0	3170.0		10,486
	8:00	1,150	1,925	20					1,203	17,334			25.0	0	3195.0		10,461
	9:00	1,175	1,925	20					1,216	18,550			25.0	0	3220.0		10,436
	10:00	1,175	1,925	20					1,277	19,827			25.0	0	3245.0		10,411
	11:00	1,150	1,925	20					1,233	21,060			27.0	0	3272.0		10,384
	12:00	1,150	1,925	20					1,251	22,311			22.0	0	3294.0		10,362

Flowback by
Supervisor
Operators
Location Phn#

Cardinal Flow Testing
Alan Tayrien
Joshua Hall
979-218-6488

Well Name
Operator
Representative

WGV 21-23-697
Williams
Keith Hoffland

								Totals From Below: 327,179						0 5,708.0		9,393	
Date MM/DD/YYYY	Time hh/mm	Wellhead Data			Separator				Gas Production		Fluid Production			Cumulative Prod		Frac Water	
		Tubing Press Psig	Casing Press Psig	Choke Size Ins.	Static Press. Psig	Diff. INS. H2O	Temp °F	Gas %	Approx. Flowrate MMCF/D	Cum. Volume MMCF	Cond. Prod. BO	Tank Gauge In H2O	Water Prod. BW	Cond. Prod. BO	Water Prod. BW	Pumped (1) BW	Yet To Recover BW
	13:00	1,200	1,900	20					1,290	23,601			20.0	0	3314.0		10,342
	14:00	1,200	1,900	20					1,289	24,890			25.0	0	3339.0		10,317
	15:00	1,175	1,900	20					1,299	26,189			20.0	0	3359.0		10,297
	16:00	1,150	1,900	20					1,281	27,470			20.0	0	3379.0		10,277
	17:00	1,150	1,900	20					1,299	28,769			17.0	0	3396.0		10,260
	18:00	1,175	1,900	20					1,331	30,100			20.0	0	3416.0		10,240
	19:00	1,200	1,900	20					1,337	31,437			15.0	0	3431.0		10,225
	20:00	1,200	1,900	20					1,351	32,788			17.0	0	3448.0		10,208
	21:00	1,175	1,900	20					1,370	34,158			20.0	0	3468.0		10,188
	22:00	1,200	1,900	20					1,377	35,535			17.0	0	3485.0		10,171
	23:00	1,200	1,900	20					1,351	36,886			17.0	0	3502.0		10,154
10/29/07	0:00	1,200	1,900	20					1,398	38,284			20.0	0	3522.0		10,134
	1:00	1,200	1,900	20					1,386	39,670			15.0	0	3537.0		10,119
	2:00	1,200	1,900	20					1,441	41,111			17.0	0	3554.0		10,102
	3:00	1,200	1,875	20					1,418	42,529			15.0	0	3569.0		10,087
	4:00	1,200	1,875	20					1,369	43,898			15.0	0	3584.0		10,072
	5:00	1,200	1,875	20					1,412	45,310			17.0	0	3601.0		10,055
	6:00	1,200	1,875	20					1,396	46,706			17.0	0	3618.0		10,038
	7:00	1,200	1,875	20					1,496	48,202			15.0	0	3633.0		10,023
	8:00	1,200	1,875	20					1,449	49,651			15.0	0	3648.0		10,008
	9:00	1,200	1,850	20					1,586	51,237			20.0	0	3668.0		9,988
	10:00	1,200	1,850	20					1,535	52,772			15.0	0	3683.0		9,973
	11:00	1,200	1,850	20					1,561	54,333			17.0	0	3700.0		9,956
	12:00	1,250	1,850	20					1,550	55,883			20.0	0	3720.0		9,936
	13:00	1,225	1,850	20					1,612	57,495			15.0	0	3735.0		9,921
	14:00	1,225	1,850	20					1,537	59,032			15.0	0	3750.0		9,906
	15:00	1,250	1,850	20					1,531	60,563			17.0	0	3767.0		9,889
	16:00	1,250	1,850	20					1,591	62,154			15.0	0	3782.0		9,874
	17:00	1,250	1,825	20					1,577	63,731			20.0	0	3802.0		9,854
	18:00	1,250	1,825	20					1,581	65,312			17.0	0	3819.0		9,837
	19:00	1,250	1,825	20					1,621	66,933			17.0	0	3836.0		9,820
	20:00	1,250	1,825	20					1,610	68,543			20.0	0	3856.0		9,800
	21:00	1,250	1,800	20					1,613	70,156			20.0	0	3876.0		9,780
	22:00	1,250	1,800	20					1,510	71,666			15.0	0	3891.0		9,765
	23:00	1,250	1,800	20					1,670	73,336			15.0	0	3906.0		9,750
10/30/07	0:00	1,250	1,800	20					1,609	74,945			15.0	0	3921.0		9,735
	1:00	1,250	1,800	20					1,694	76,639			17.0	0	3938.0		9,718
	2:00	1,250	1,800	20					1,618	78,257			15.0	0	3953.0		9,703
	3:00	1,250	1,800	20					1,640	79,897			20.0	0	3973.0		9,683
	4:00	1,250	1,800	20					1,608	81,505			15.0	0	3988.0		9,668
	5:00	1,250	1,800	20					1,683	83,188			17.0	0	4005.0		9,651
	6:00	1,250	1,800	20					1,644	84,832			17.0	0	4022.0		9,634
	7:00	1,250	1,800	20					1,692	86,524			15.0	0	4037.0		9,619
	8:00	1,250	1,800	20					1,796	88,320			15.0	0	4052.0		9,604
	9:00	1,250	1,800	20					1,731	90,051			12.0	0	4064.0		9,592
	10:00	1,250	1,800	20					1,680	91,731			17.0	0	4081.0		9,575
	11:00	1,250	1,800	20					1,650	93,381			15.0	0	4096.0		9,560
	12:00	1,250	1,800	20					1,755	95,136			15.0	0	4111.0		9,545
	13:00	1,250	1,775	20					1,689	96,825			15.0	0	4126.0		9,530

Flowback by
Supervisor
Operators
Location Phn#

Cardinal Flow Testing
Alan Tayrien
Joshua Hall
979-218-6488

Well Name
Operator
Representative

WGV 21-23-697
Williams
Keith Hoffland

								Totals From Below: 327,179						0 5,708.0		9,393	
Date MM/DD/YYYY	Time hh/mm	Wellhead Data			Separator				Gas Production		Fluid Production			Cumulative Prod		Frac Water	
		Tubing Press Psig	Casing Press Psig	Choke Size Ins.	Static Press. Psig	Diff. INS. H2O	Temp °F	Gas %	Approx. Flowrate MMCF/D	Cum. Volume MMCF	Cond. Prod. BO	Tank Gauge In H2O	Water Prod. BW	Cond. Prod. BO	Water Prod. BW	Pumped (1) BW	Yet To Recover BW
	14:00	1,250	1,775	20					1,675	98,500			17.0	0	4143.0		9,513
	15:00	1,250	1,775	20					1,662	100,162			13.0	0	4156.0		9,500
	16:00	1,250	1,775	20					1,631	101,793			17.0	0	4173.0		9,483
	17:00	1,250	1,775	20					1,734	103,527			15.0	0	4188.0		9,468
	18:00	1,250	1,775	20					1,732	105,259			12.0	0	4200.0		9,456
	19:00	1,250	1,750	20					1,779	107,038			12.0	0	4212.0		9,444
	20:00	1,250	1,750	20					1,620	108,658			17.0	0	4229.0		9,427
	21:00	1,250	1,750	20					1,763	110,421			15.0	0	4244.0		9,412
	22:00	1,250	1,750	20					1,652	112,073			17.0	0	4261.0		9,395
	23:00	1,250	1,750	20					1,809	113,882			17.0	0	4278.0		9,378
10/31/07	0:00	1,250	1,750	20					1,859	115,741			15.0	0	4293.0		9,363
	1:00	1,250	1,750	20					1,803	117,544			17.0	0	4310.0		9,346
	2:00	1,250	1,750	20					1,740	119,284			12.0	0	4322.0		9,334
	3:00	1,250	1,750	20					1,759	121,043			17.0	0	4339.0		9,317
	4:00	1,250	1,750	20					1,690	122,733			17.0	0	4356.0		9,300
	5:00	1,250	1,750	20					1,781	124,514			15.0	0	4371.0		9,285
	6:00	1,250	1,750	20					1,777	126,291			17.0	0	4388.0		9,268
	7:00	1,250	1,725	20					1,807	128,098			15.0	0	4403.0		9,253
	8:00	1,275	1,725	20					1,831	129,929			15.0	0	4418.0		9,238
	9:00	1,275	1,725	20					1,881	131,810			13.0	0	4431.0		9,225
	10:00	1,275	1,725	20					1,825	133,635			17.0	0	4448.0		9,208
	11:00	1,275	1,725	20					1,840	135,475			15.0	0	4463.0		9,193
	12:00	1,275	1,725	20					1,835	137,310			15.0	0	4478.0		9,178
	13:00	1,275	1,725	20					1,939	139,249			15.0	0	4493.0		9,163
	14:00	1,275	1,700	20					1,951	141,200			13.0	0	4506.0		9,150
	15:00	1,275	1,700	20					1,970	143,170			17.0	0	4523.0		9,133
	16:00	1,275	1,700	20					1,997	145,167			17.0	0	4540.0		9,116
	17:00	1,275	1,700	20					1,935	147,102			15.0	0	4555.0		9,101
	18:00	1,275	1,700	20					1,943	149,045			15.0	0	4570.0		9,086
	19:00	1,275	1,700	20					1,880	150,925			17.0	0	4587.0		9,069
	20:00	1,275	1,700	20					1,911	152,836			15.0	0	4602.0		9,054
	21:00	1,275	1,700	20					1,883	154,719			13.0	0	4615.0		9,041
	22:00	1,250	1,700	20					1,971	156,690			13.0	0	4628.0		9,028
	23:00	1,250	1,700	20					1,962	158,652			15.0	0	4643.0		9,013
11/01/07	0:00	1,250	1,250	20					1,906	160,558			15.0	0	4658.0		8,998
	1:00	1,250	1,700	20					1,931	162,489			15.0	0	4673.0		8,983
	2:00	1,250	1,700	20					1,912	164,401			13.0	0	4686.0		8,970
	3:00	1,275	1,700	20					1,996	166,397			15.0	0	4701.0		8,955
	4:00	1,275	1,700	20					1,968	168,365			15.0	0	4716.0		8,940
	5:00	1,275	1,675	20					1,947	170,312			17.0	0	4733.0		8,923
	6:00	1,275	1,675	20					1,903	172,215			15.0	0	4748.0		8,908
	7:00	1,275	1,675	20					1,961	174,176			12.0	0	4760.0		8,896
	8:00	1,275	1,675	20					2,000	176,176			12.0	0	4772.0		8,884
	9:00	1,275	1,675	20					2,024	178,200			13.0	0	4785.0		8,871
	10:00	1,275	1,675	20					1,989	180,189			15.0	0	4800.0		8,856
	11:00	1,275	1,650	20					2,068	182,257			12.0	0	4812.0		8,844
	12:00	1,275	1,650	20					2,051	184,308			15.0	0	4827.0		8,829
	13:00	1,300	1,650	20					2,044	186,352			15.0	0	4842.0		8,814
	14:00	1,300	1,650	20					2,077	188,429			12.0	0	4854.0		8,802

Flowback by
Supervisor
Operators
Location Phn#

Cardinal Flow Testing
Alan Tayrien
Joshua Hall
979-218-6488

Well Name
Operator
Representative

WGV 21-23-697
Williams
Keith Hoffland

								Totals From Below: 327,179						0 5,708.0		9,393	
Date MM/DD/YYYY	Time hh/mm	Wellhead Data			Separator				Gas Production		Fluid Production			Cumulative Prod		Frac Water	
		Tubing Press Psig	Casing Press Psig	Choke Size Ins.	Static Press. Psig	Diff. INS. H2O	Temp °F	Gas %	Approx. Flowrate MMCF/D	Cum. Volume MMCF	Cond. Prod. BO	Tank Gauge In H2O	Water Prod. BW	Cond. Prod. BO	Water Prod. BW	Pumped (1) BW	Yet To Recover BW
	15:00	1,300	1,650	20					2,062	190,491			13.0	0	4867.0		8,789
	16:00	1,300	1,650	20					2,124	192,615			13.0	0	4880.0		8,776
	17:00	1,300	1,650	20					2,054	194,669			15.0	0	4895.0		8,761
	18:00	1,300	1,650	20					2,010	196,679			15.0	0	4910.0		8,746
	19:00	1,300	1,600	20					2,055	198,734			13.0	0	4923.0		8,733
	20:00	1,300	1,550	20					2,160	200,894			13.0	0	4936.0		8,720
	21:00	1,300	1,500	20					2,091	202,985			13.0	0	4949.0		8,707
	22:00	1,300	1,500	20					2,059	205,044			15.0	0	4964.0		8,692
	23:00	1,275	1,500	20					2,045	207,089			12.0	0	4976.0		8,680
11/02/07	0:00	1,275	1,500	20					2,120	209,209			15.0	0	4991.0		8,665
	1:00	1,275	1,500	20					2,085	211,294			13.0	0	5004.0		8,652
	2:00	1,275	1,500	20					2,106	213,400			12.0	0	5016.0		8,640
	3:00	1,275	1,500	20					2,109	215,509			12.0	0	5028.0		8,628
	4:00	1,275	1,475	20					2,178	217,687			13.0	0	5041.0		8,615
	5:00	1,275	1,475	20					2,170	219,857			15.0	0	5056.0		8,600
	6:00	1,275	1,475	20					2,147	222,004			12.0	0	5068.0		8,588
	7:00	1,275	1,475	20					2,122	224,126			15.0	0	5083.0		8,573
	8:00	1,275	1,475	20					2,131	226,257			15.0	0	5098.0		8,558
	9:00	1,275	1,475	20					2,145	228,402			12.0	0	5110.0		8,546
	10:00	1,275	1,475	20					2,133	230,535			15.0	0	5125.0		8,531
	11:00	1,275	1,475	20					2,151	232,686			17.0	0	5142.0		8,514
	12:00	1,275	1,475	20					2,170	234,856			13.0	0	5155.0		8,501
	13:00	1,275	1,475	20					2,144	237,000			13.0	0	5168.0		8,488
	14:00	1,275	1,500	20					2,132	239,132			15.0	0	5183.0		8,473
	15:00	1,275	1,600	20					2,121	241,253			15.0	0	5198.0		8,458
	16:00	1,275	1,600	20					2,116	243,369			15.0	0	5213.0		8,443
	17:00	1,275	1,600	20					2,108	245,477			12.0	0	5225.0		8,431
	18:00	1,275	1,600	20					2,121	247,598			12.0	0	5237.0		8,419
	19:00	1,275	1,600	20					2,223	249,821			15.0	0	5252.0		8,404
	20:00	1,300	1,600	20					2,251	252,072			13.0	0	5265.0		8,391
	21:00	1,300	1,600	20					2,227	254,299			17.0	0	5282.0		8,374
	22:00	1,275	1,575	20					2,291	256,590			15.0	0	5297.0		8,359
	23:00	1,300	1,575	20					2,149	258,739			15.0	0	5312.0		8,344
11/03/07	0:00	1,300	1,575	20					2,172	260,911			13.0	0	5325.0		8,331
	1:00	1,300	1,575	20					2,120	263,031			13.0	0	5338.0		8,318
	2:00	1,275	1,575	20					2,103	265,134			17.0	0	5355.0		8,301
	3:00	1,275	1,550	20					2,082	267,216			15.0	0	5370.0		8,286
	4:00	1,275	1,550	20					2,152	269,368			12.0	0	5382.0		8,274
	5:00	1,275	1,525	20					2,090	271,458			17.0	0	5399.0		8,257
	6:00	1,275	1,525	20					2,077	273,535			13.0	0	5412.0		8,244
	7:00	1,275	1,525	20					2,134	275,669			15.0	0	5427.0		8,229
	8:00	1,275	1,525	20					2,205	277,874			15.0	0	5442.0		8,214
	9:00	1,275	1,525	20					2,149	280,023			12.0	0	5454.0		8,202
	10:00	1,275	1,525	20					2,232	282,255			15.0	0	5469.0		8,187
	11:00	1,275	1,550	20					2,240	284,495			15.0	0	5484.0		8,172
	12:00	1,275	1,550	20					2,177	286,672			13.0	0	5497.0		8,159
	13:00	1,300	1,550	20					2,195	288,867			15.0	0	5512.0		8,144
	14:00	1,300	1,550	20					2,270	291,137			12.0	0	5524.0		8,132
	15:00	1,300	1,550	20					2,118	293,255			12.0	0	5536.0		8,120

Flowback by
Supervisor
Operators
Location Phn#

Cardinal Flow Testing
Alan Tayrien
Joshua Hall
979-218-6488

Well Name
Operator
Representative

WGV 21-23-697
Williams
Keith Hoffland

		Totals From Below: 327,179										0 5,708.0		9,393			
Date MM/DD/YYYY	Time hh/mm	Wellhead Data			Separator				Gas Production		Fluid Production			Cumulative Prod		Frac Water	
		Tubing Press Psig	Casing Press Psig	Choke Size Ins.	Static Press. Psig	Diff. INS. H2O	Temp °F	Gas %	Approx. Flowrate MMCF/D	Cum. Volume MMCF	Cond. Prod. BO	Tank Gauge In H2O	Water Prod. BW	Cond. Prod. BO	Water Prod. BW	Pumped (1) BW	Yet To Recover BW
	16:00	1,300	1,550	20				2,120	295,375			10.0	0	5546.0		8,110	
	17:00	1,275	1,550	20				2,272	297,647			13.0	0	5559.0		8,097	
	18:00	1,275	1,550	20				2,298	299,945			10.0	0	5569.0		8,087	
	19:00	1,275	1,550	20				2,363	302,308			12.0	0	5581.0		8,075	
	20:00	1,275	1,550	20				2,327	304,635			12.0	0	5593.0		8,063	
	21:00	1,300	1,550	20				2,358	306,993			10.0	0	5603.0		8,053	
	22:00	1,300	1,525	20				2,297	309,290			10.0	0	5613.0		8,043	
	23:00	1,300	1,525	20				2,344	311,634			12.0	0	5625.0		8,031	
11/04/07	0:00	1,300	1,525	20				2,350	313,984			13.0	0	5638.0		8,018	
	1:00	1,300	1,525	20				2,350	316,334			10.0	0	5648.0		8,008	
	2:00	1,300	1,525	20				2,240	318,574			13.0	0	5661.0		7,995	
	3:00	1,300	1,525	20				2,197	320,771			12.0	0	5673.0		7,983	
	4:00	1,300	1,525	20				2,173	322,944			12.0	0	5685.0		7,971	
	5:00	1,300	1,525	20				2,120	325,064			13.0	0	5698.0		7,958	
	6:00	1,300	1,525	20				2,115	327,179			10.0	0	5708.0		7,948	
	7:00								327,179			0.0	0	5708.0		7,948	
	8:00								327,179			0.0	0	5708.0		7,948	
	9:00								327,179			0.0	0	5708.0		7,948	
	10:00								327,179			0.0	0	5708.0		7,948	
	11:00								327,179			0.0	0	5708.0		7,948	
	12:00								327,179			0.0	0	5708.0		7,948	
	13:00								327,179			0.0	0	5708.0		7,948	
	14:00								327,179			0.0	0	5708.0		7,948	
	15:00								327,179			0.0	0	5708.0		7,948	
	16:00								327,179			0.0	0	5708.0		7,948	
	17:00								327,179			0.0	0	5708.0		7,948	
	18:00								327,179			0.0	0	5708.0		7,948	
	19:00								327,179			0.0	0	5708.0		7,948	
	20:00								327,179			0.0	0	5708.0		7,948	
	21:00								327,179			0.0	0	5708.0		7,948	
	22:00								327,179			0.0	0	5708.0		7,948	
	23:00								327,179			0.0	0	5708.0		7,948	
11/05/07	0:00								327,179			0.0	0	5708.0		7,948	
	1:00								327,179			0.0	0	5708.0		7,948	
	2:00								327,179			0.0	0	5708.0		7,948	
	3:00								327,179			0.0	0	5708.0		7,948	
	4:00								327,179			0.0	0	5708.0		7,948	
	5:00								327,179			0.0	0	5708.0		7,948	
	6:00								327,179			0.0	0	5708.0		7,948	
	7:00								327,179			0.0	0	5708.0		7,948	
	8:00								327,179			0.0	0	5708.0		7,948	
	9:00								327,179			0.0	0	5708.0		7,948	
	10:00								327,179			0.0	0	5708.0		7,948	
	11:00								327,179			0.0	0	5708.0		7,948	
	12:00								327,179			0.0	0	5708.0		7,948	
	13:00								327,179			0.0	0	5708.0		7,948	
	14:00								327,179			0.0	0	5708.0		7,948	
	15:00								327,179			0.0	0	5708.0		7,948	
	16:00								327,179			0.0	0	5708.0		7,948	

Flowback by
Supervisor
Operators
Location Phn#

Cardinal Flow Testing
Alan Tayrien
Joshua Hall
979-218-6488

Well Name
Operator
Representative

WGV 21-23-697
Williams
Keith Hoffland

								Totals From Below: 327,179						0 5,708.0		9,393	
Date MM/DD/YYYY	Time hh/mm	Wellhead Data			Separator				Gas Production		Fluid Production			Cumulative Prod		Frac Water	
		Tubing Press Psig	Casing Press Psig	Choke Size Ins.	Static Press. Psig	Diff. INS. H2O	Temp °F	Gas %	Approx. Flowrate MMCF/D	Cum. Volume MMCF	Cond. Prod. BO	Tank Gauge In H2O	Water Prod. BW	Cond. Prod. BO	Water Prod. BW	Pumped (1) BW	Yet To Recover BW
	17:00								327,179			0.0	0	5708.0		7,948	
	18:00								327,179			0.0	0	5708.0		7,948	
	19:00								327,179			0.0	0	5708.0		7,948	
	20:00								327,179			0.0	0	5708.0		7,948	
	21:00								327,179			0.0	0	5708.0		7,948	
	22:00								327,179			0.0	0	5708.0		7,948	
	23:00								327,179			0.0	0	5708.0		7,948	
11/06/07	0:00								327,179			0.0	0	5708.0		7,948	
	1:00								327,179			0.0	0	5708.0		7,948	
	2:00								327,179			0.0	0	5708.0		7,948	
	3:00								327,179			0.0	0	5708.0		7,948	
	4:00								327,179			0.0	0	5708.0		7,948	
	5:00								327,179			0.0	0	5708.0		7,948	
	6:00								327,179			0.0	0	5708.0		7,948	
	7:00								327,179			0.0	0	5708.0		7,948	
	8:00								327,179			0.0	0	5708.0		7,948	
	9:00								327,179			0.0	0	5708.0		7,948	
	10:00								327,179			0.0	0	5708.0		7,948	
	11:00								327,179			0.0	0	5708.0		7,948	
	12:00								327,179			0.0	0	5708.0		7,948	
	13:00								327,179			0.0	0	5708.0		7,948	
	14:00								327,179			0.0	0	5708.0		7,948	
	15:00								327,179			0.0	0	5708.0		7,948	
	16:00								327,179			0.0	0	5708.0		7,948	
	17:00								327,179			0.0	0	5708.0		7,948	
	18:00								327,179			0.0	0	5708.0		7,948	
	19:00								327,179			0.0	0	5708.0		7,948	
	20:00								327,179			0.0	0	5708.0		7,948	
	21:00								327,179			0.0	0	5708.0		7,948	
	22:00								327,179			0.0	0	5708.0		7,948	
	23:00								327,179			0.0	0	5708.0		7,948	
11/07/07	0:00								327,179			0.0	0	5708.0		7,948	
	1:00								327,179			0.0	0	5708.0		7,948	
	2:00								327,179			0.0	0	5708.0		7,948	
	3:00								327,179			0.0	0	5708.0		7,948	
	4:00								327,179			0.0	0	5708.0		7,948	
	5:00								327,179			0.0	0	5708.0		7,948	
	6:00								327,179			0.0	0	5708.0		7,948	
	7:00								327,179			0.0	0	5708.0		7,948	
	8:00								327,179			0.0	0	5708.0		7,948	
	9:00								327,179			0.0	0	5708.0		7,948	
	10:00								327,179			0.0	0	5708.0		7,948	
	11:00								327,179			0.0	0	5708.0		7,948	
	12:00								327,179			0.0	0	5708.0		7,948	
	13:00								327,179			0.0	0	5708.0		7,948	
	14:00								327,179			0.0	0	5708.0		7,948	
	15:00								327,179			0.0	0	5708.0		7,948	
	16:00								327,179			0.0	0	5708.0		7,948	
	17:00								327,179			0.0	0	5708.0		7,948	

Flowback by **Cardinal Flow Testing**
Supervisor **Alan Tayrien**
Operators **Joshua Hall**
Location Phn# **979-218-6488**

Well Name **WGV 21-23-697**
Operator **Williams**
Representative **Keith Hoffland**

Totals From Below: 327,179													0	5,708.0	9,393		
Date MM/DD/YYYY	Time hh/mm	Wellhead Data			Separator				Gas Production		Fluid Production			Cumulative Prod		Frac Water	
		Tubing Press Psig	Casing Press Psig	Choke Size Ins.	Static Press. Psig	Diff. INS. H2O	Temp °F	Gas %	Approx. Flowrate MMCF/D	Cum. Volume MMCF	Cond. Prod. BO	Tank Gauge In H2O	Water Prod. BW	Cond. Prod. BO	Water Prod. BW	Pumped (1) BW	Yet To Recover BW
	18:00									327,179			0.0	0	5708.0		7,948
	19:00									327,179			0.0	0	5708.0		7,948
	20:00									327,179			0.0	0	5708.0		7,948
	21:00									327,179			0.0	0	5708.0		7,948
	22:00									327,179			0.0	0	5708.0		7,948
	23:00									327,179			0.0	0	5708.0		7,948

Flowback by
Supervisor
Operators
Location Phn#

Cardinal Flow Testing
Alan Tayrien
Joshua Hall
979-218-6488

Well Name
Operator
Representative

WGV 21-23-697
Williams
Keith Hoffland

								Totals From Below: 380,271			0 5,955.0			9,393			
Date MM/DD/YYYY	Time hh/mm	Wellhead Data			Separator				Gas Production		Fluid Production			Cumulative Prod		Frac Water	
		Tubing Press Psig	Casing Press Psig	Choke Size Ins.	Static Press. Psig	Diff. INS. H2O	Temp °F	Gas %	Approx. Flowrate MMCF/D	Cum. Volume MMCF	Cond. Prod. BO	Tank Gauge In H2O	Water Prod. BW	Cond. Prod. BO	Water Prod. BW	Pumped (1) BW	Yet To Recover BW
10/18/07	7:00								0			0.0	0	0.0		0	
	8:00								0			0.0	0	0.0		0	
	9:00								0			0.0	0	0.0		0	
	10:00								0			0.0	0	0.0		0	
	11:00								0			0.0	0	0.0		0	
	12:00								0			0.0	0	0.0		0	
	13:00								0			0.0	0	0.0		0	
	14:00								0			0.0	0	0.0		0	
	15:00								0			0.0	0	0.0		0	
	16:00		650	24					0			0.0	0	0.0	4,263	4,263	
	17:00		475	24					0			75.0	0	75.0		4,188	
	18:00		400	24					0			60.0	0	135.0		4,128	
	19:00		375	24					0			40.0	0	175.0		4,088	
	20:00		350	24					0			30.0	0	205.0		4,058	
	21:00		250	32					0			30.0	0	235.0		4,028	
	22:00		225	32					0			20.0	0	255.0		4,008	
	23:00		200	48					0			20.0	0	275.0		3,988	
10/19/07	0:00		150	48					0			20.0	0	295.0		3,968	
	1:00		100	48					0			20.0	0	315.0		3,948	
	2:00		100	48					0			10.0	0	325.0		3,938	
	3:00		100	48					0			10.0	0	335.0		3,928	
	4:00		75	48					0			10.0	0	345.0		3,918	
	5:00		50	48					0			10.0	0	355.0		3,908	
	6:00		50	48					0			10.0	0	365.0		3,898	
	7:00								0			0.0	0	365.0		3,898	
	8:00								0			0.0	0	365.0		3,898	
	9:00								0			0.0	0	365.0		3,898	
	10:00								0			0.0	0	365.0		3,898	
	11:00								0			0.0	0	365.0		3,898	
	12:00								0			0.0	0	365.0		3,898	
	13:00								0			0.0	0	365.0		3,898	
	14:00								0			0.0	0	365.0		3,898	
	15:00								0			0.0	0	365.0		3,898	
	16:00								0			0.0	0	365.0		3,898	
	17:00								0			0.0	0	365.0	9,393	13,291	
	18:00		0	48					0			0.0	0	365.0		13,291	
	19:00		0	48					0			0.0	0	365.0		13,291	
	20:00		0	48					0			0.0	0	365.0		13,291	
	21:00		0	48					0			0.0	0	365.0		13,291	
	22:00		0	48					0			0.0	0	365.0		13,291	
	23:00		0	48					0			0.0	0	365.0		13,291	
10/20/07	0:00		0	48					0			0.0	0	365.0		13,291	
	1:00		0	48					0			0.0	0	365.0		13,291	
	2:00		0	48					0			0.0	0	365.0		13,291	
	3:00		0	48					0			0.0	0	365.0		13,291	
	4:00		0	48					0			0.0	0	365.0		13,291	
	5:00		0	48					0			0.0	0	365.0		13,291	
	6:00		0	48					0			0.0	0	365.0		13,291	
	7:00		0	48					0			0.0	0	365.0		13,291	
	8:00		0	48					0			0.0	0	365.0		13,291	

Flowback by
Supervisor
Operators
Location Phn#

Cardinal Flow Testing
Alan Tayrien
Joshua Hall
979-218-6488

Well Name
Operator
Representative

WGV 21-23-697
Williams
Keith Hoffland

								Totals From Below: 380,271						0 5,955.0		9,393	
Date MM/DD/YYYY	Time hh/mm	Wellhead Data			Separator				Gas Production		Fluid Production			Cumulative Prod		Frac Water	
		Tubing Press Psig	Casing Press Psig	Choke Size Ins.	Static Press. Psig	Diff. INS. H2O	Temp °F	Gas %	Approx. Flowrate MMCF/D	Cum. Volume MMCF	Cond. Prod. BO	Tank Gauge In H2O	Water Prod. BW	Cond. Prod. BO	Water Prod. BW	Pumped (1) BW	Yet To Recover BW
	9:00		0	48					0			0.0	0	365.0		13,291	
	10:00		0	48					0			0.0	0	365.0		13,291	
	11:00		0	48					0			0.0	0	365.0		13,291	
	12:00		0	48					0			0.0	0	365.0		13,291	
	13:00		0	48					0			0.0	0	365.0		13,291	
	14:00		0	48					0			0.0	0	365.0		13,291	
	15:00		0	48					0			0.0	0	365.0		13,291	
	16:00		0	48					0			0.0	0	365.0		13,291	
	17:00		0	48					0			0.0	0	365.0		13,291	
	18:00		0	48					0			0.0	0	365.0		13,291	
	19:00		0	48					0			0.0	0	365.0		13,291	
	20:00		0	48					0			0.0	0	365.0		13,291	
	21:00		0	48					0			0.0	0	365.0		13,291	
	22:00		0	48					0			0.0	0	365.0		13,291	
	23:00		0	48					0			0.0	0	365.0		13,291	
10/21/07	0:00		0	48					0			0.0	0	365.0		13,291	
	1:00		0	48					0			0.0	0	365.0		13,291	
	2:00		0	48					0			0.0	0	365.0		13,291	
	3:00		0	48					0			0.0	0	365.0		13,291	
	4:00		0	48					0			0.0	0	365.0		13,291	
	5:00		0	48					0			0.0	0	365.0		13,291	
	6:00		0	48					0			0.0	0	365.0		13,291	
	7:00		0	48					0			0.0	0	365.0		13,291	
	8:00		0	48					0			0.0	0	365.0		13,291	
	9:00		0	48					0			0.0	0	365.0		13,291	
	10:00		0	48					0			0.0	0	365.0		13,291	
	11:00		0	48					0			0.0	0	365.0		13,291	
	12:00		0	48					0			0.0	0	365.0		13,291	
	13:00		0	48					0			0.0	0	365.0		13,291	
	14:00		0	48					0			0.0	0	365.0		13,291	
	15:00		0	48					0			0.0	0	365.0		13,291	
	16:00		0	48					0			0.0	0	365.0		13,291	
	17:00		0	48					0			0.0	0	365.0		13,291	
	18:00		0	48					0			0.0	0	365.0		13,291	
	19:00		0	48					0			0.0	0	365.0		13,291	
	20:00		0	48					0			0.0	0	365.0		13,291	
	21:00		0	48					0			0.0	0	365.0		13,291	
	22:00		0	48					0			0.0	0	365.0		13,291	
	23:00		0	48					0			0.0	0	365.0		13,291	
10/22/07	0:00		0	48					0			0.0	0	365.0		13,291	
	1:00		0	48					0			0.0	0	365.0		13,291	
	2:00		0	48					0			0.0	0	365.0		13,291	
	3:00		0	48					0			0.0	0	365.0		13,291	
	4:00		0	48					0			0.0	0	365.0		13,291	
	5:00		0	48					0			0.0	0	365.0		13,291	
	6:00		0	48					0			0.0	0	365.0		13,291	
	7:00		0	48					0			0.0	0	365.0		13,291	
	8:00								0			0.0	0	365.0		13,291	
	9:00								0			0.0	0	365.0		13,291	

Flowback by
Supervisor
Operators
Location Phn#

Cardinal Flow Testing
Alan Tayrien
Joshua Hall
979-218-6488

Well Name
Operator
Representative

WGV 21-23-697
Williams
Keith Hoffland

								Totals From Below: 380,271						0 5,955.0		9,393	
Date MM/DD/YYYY	Time hh/mm	Wellhead Data			Separator				Gas Production		Fluid Production			Cumulative Prod		Frac Water	
		Tubing Press Psig	Casing Press Psig	Choke Size Ins.	Static Press. Psig	Diff. INS. H2O	Temp °F	Gas %	Approx. Flowrate MMCF/D	Cum. Volume MMCF	Cond. Prod. BO	Tank Gauge In H2O	Water Prod. BW	Cond. Prod. BO	Water Prod. BW	Pumped (1) BW	Yet To Recover BW
	10:00								0			0.0	0	365.0		13,291	
	11:00								0			0.0	0	365.0		13,291	
	12:00								0			0.0	0	365.0		13,291	
	13:00								0			0.0	0	365.0		13,291	
	14:00								0			0.0	0	365.0		13,291	
	15:00								0			0.0	0	365.0		13,291	
	16:00								0			0.0	0	365.0		13,291	
	17:00								0			0.0	0	365.0		13,291	
	18:00								0			0.0	0	365.0		13,291	
	19:00								0			0.0	0	365.0		13,291	
	20:00								0			0.0	0	365.0		13,291	
	21:00								0			0.0	0	365.0		13,291	
	22:00								0			0.0	0	365.0		13,291	
	23:00								0			0.0	0	365.0		13,291	
10/23/07	0:00								0			0.0	0	365.0		13,291	
	1:00								0			0.0	0	365.0		13,291	
	2:00								0			0.0	0	365.0		13,291	
	3:00								0			0.0	0	365.0		13,291	
	4:00								0			0.0	0	365.0		13,291	
	5:00								0			0.0	0	365.0		13,291	
	6:00								0			0.0	0	365.0		13,291	
	7:00								0			0.0	0	365.0		13,291	
	8:00								0			0.0	0	365.0		13,291	
	9:00								0			0.0	0	365.0		13,291	
	10:00								0			0.0	0	365.0		13,291	
	11:00								0			0.0	0	365.0		13,291	
	12:00								0			0.0	0	365.0		13,291	
	13:00								0			0.0	0	365.0		13,291	
	14:00								0			0.0	0	365.0		13,291	
	15:00								0			0.0	0	365.0		13,291	
	16:00		325	32					0			0.0	0	365.0		13,291	
	17:00		250	32					0			50.0	0	415.0		13,241	
	18:00		200	32					0			40.0	0	455.0		13,201	
	19:00		25	48					0			20.0	0	475.0		13,181	
	20:00		25	48					0			10.0	0	485.0		13,171	
	21:00		0	48					0			0.0	0	485.0		13,171	
	22:00		0	48					0			0.0	0	485.0		13,171	
	23:00		0	48					0			0.0	0	485.0		13,171	
10/24/07	0:00		0	48					0			0.0	0	485.0		13,171	
	1:00		0	48					0			0.0	0	485.0		13,171	
	2:00		0	48					0			0.0	0	485.0		13,171	
	3:00		0	48					0			0.0	0	485.0		13,171	
	4:00		0	48					0			0.0	0	485.0		13,171	
	5:00		0	48					0			0.0	0	485.0		13,171	
	6:00		0	48					0			0.0	0	485.0		13,171	
	7:00		0	48					0			0.0	0	485.0		13,171	
	8:00								0			0.0	0	485.0		13,171	
	9:00								0			0.0	0	485.0		13,171	
	10:00								0			0.0	0	485.0		13,171	

Flowback by
Supervisor
Operators
Location Phn#

Cardinal Flow Testing
Alan Tayrien
Joshua Hall
979-218-6488

Well Name
Operator
Representative

WGV 21-23-697
Williams
Keith Hoffland

								Totals From Below: 380,271						0 5,955.0		9,393	
Date MM/DD/YYYY	Time hh/mm	Wellhead Data			Separator				Gas Production		Fluid Production			Cumulative Prod		Frac Water	
		Tubing Press Psig	Casing Press Psig	Choke Size Ins.	Static Press. Psig	Diff. INS. H2O	Temp °F	Gas %	Approx. Flowrate MMCF/D	Cum. Volume MMCF	Cond. Prod. BO	Tank Gauge In H2O	Water Prod. BW	Cond. Prod. BO	Water Prod. BW	Pumped (1) BW	Yet To Recover BW
	11:00								0				0.0	0	485.0		13,171
	12:00								0				0.0	0	485.0		13,171
	13:00								0				0.0	0	485.0		13,171
	14:00								0				0.0	0	485.0		13,171
	15:00								0				0.0	0	485.0		13,171
	16:00								0				0.0	0	485.0		13,171
	17:00								0				0.0	0	485.0		13,171
	18:00		375	32					0				0.0	0	485.0		13,171
	19:00		50	32					0				60.0	0	545.0		13,111
	20:00		50	48					0				40.0	0	585.0		13,071
	21:00		50	48					0				20.0	0	605.0		13,051
	22:00		50	48					0				20.0	0	625.0		13,031
	23:00		50	48					0				20.0	0	645.0		13,011
10/25/07	0:00		150	48					0				50.0	0	695.0		12,961
	1:00		150	48					0				60.0	0	755.0		12,901
	2:00		225	32					0				60.0	0	815.0		12,841
	3:00		225	32					0				70.0	0	885.0		12,771
	4:00		250	32					0				50.0	0	935.0		12,721
	5:00		300	32					0				60.0	0	995.0		12,661
	6:00		300	32					0				60.0	0	1055.0		12,601
	7:00								0				0.0	0	1055.0		12,601
	8:00								0				0.0	0	1055.0		12,601
	9:00								0				0.0	0	1055.0		12,601
	10:00								0				0.0	0	1055.0		12,601
	11:00								0				0.0	0	1055.0		12,601
	12:00								0				0.0	0	1055.0		12,601
	13:00								0				0.0	0	1055.0		12,601
	14:00								0				0.0	0	1055.0		12,601
	15:00	0	400	48					0				0.0	0	1055.0		12,601
	16:00	0	200	48					0				0.0	0	1055.0		12,601
	17:00	0	25	48					0				0.0	0	1055.0		12,601
	18:00	0	100	48					0				15.0	0	1070.0		12,586
	19:00	0	100	48					0				20.0	0	1090.0		12,566
	20:00	25	100	48					0				20.0	0	1110.0		12,546
	21:00	25	50	48					0				10.0	0	1120.0		12,536
	22:00	150	50	48					0				10.0	0	1130.0		12,526
	23:00	250	50	48					0				10.0	0	1140.0		12,516
10/26/07	0:00	250	150	32					0				30.0	0	1170.0		12,486
	1:00	300	375	32					0				40.0	0	1210.0		12,446
	2:00	325	450	32					0				40.0	0	1250.0		12,406
	3:00	300	600	32					0				50.0	0	1300.0		12,356
	4:00	250	600	32					0				50.0	0	1350.0		12,306
	5:00	300	600	32					0				50.0	0	1400.0		12,256
	6:00	300	600	32					0				50.0	0	1450.0		12,206
	7:00	400	700	32					0				40.0	0	1490.0		12,166
	8:00	600	850	32					0				30.0	0	1520.0		12,136
	9:00	650	1,000	32					0				30.0	0	1550.0		12,106
	10:00	800	1,100	24					0				30.0	0	1580.0		12,076
	11:00	700	1,200	24					0				40.0	0	1620.0		12,036

Flowback by
Supervisor
Operators
Location Phn#

Cardinal Flow Testing
Alan Tayrien
Joshua Hall
979-218-6488

Well Name
Operator
Representative

WGV 21-23-697
Williams
Keith Hoffland

		Totals From Below: 380,271											0 5,955.0		9,393		
Date MM/DD/YYYY	Time hh/mm	Wellhead Data			Separator				Gas Production		Fluid Production			Cumulative Prod		Frac Water	
		Tubing Press Psig	Casing Press Psig	Choke Size Ins.	Static Press. Psig	Diff. INS. H2O	Temp °F	Gas %	Approx. Flowrate MMCF/D	Cum. Volume MMCF	Cond. Prod. BO	Tank Gauge In H2O	Water Prod. BW	Cond. Prod. BO	Water Prod. BW	Pumped (1) BW	Yet To Recover BW
	12:00	600	1,250	24					0				40.0	0	1660.0		11,996
	13:00	425	1,300	24					0				50.0	0	1710.0		11,946
	14:00	500	1,400	32					0				50.0	0	1760.0		11,896
	15:00	450	1,450	32					0				40.0	0	1800.0		11,856
	16:00	575	1,500	32					0				40.0	0	1840.0		11,816
	17:00	650	1,600	32					0				60.0	0	1900.0		11,756
	18:00	650	1,650	32					0				50.0	0	1950.0		11,706
	19:00	650	1,700	32					0				60.0	0	2010.0		11,646
	20:00	850	1,775	24					0				40.0	0	2050.0		11,606
	21:00	1,025	1,775	24					0				40.0	0	2090.0		11,566
	22:00	900	1,800	24					0				30.0	0	2120.0		11,536
	23:00	750	1,800	24					0				30.0	0	2150.0		11,506
10/27/07	0:00	800	1,850	24					0				35.0	0	2185.0		11,471
	1:00	725	1,875	24					0				30.0	0	2215.0		11,441
	2:00	900	1,875	24					0				35.0	0	2250.0		11,406
	3:00	900	1,875	24					0				35.0	0	2285.0		11,371
	4:00	900	1,900	24					0				30.0	0	2315.0		11,341
	5:00	1,000	1,900	24					0				30.0	0	2345.0		11,311
	6:00	1,000	1,900	24					0				30.0	0	2375.0		11,281
	7:00	1,000	1,925	24					0				40.0	0	2415.0		11,241
	8:00	1,000	1,925	24					0				40.0	0	2455.0		11,201
	9:00	1,000	1,925	24					0				35.0	0	2490.0		11,166
	10:00	1,000	1,925	24					0				45.0	0	2535.0		11,121
	11:00	1,000	1,925	20					0				40.0	0	2575.0		11,081
	12:00	1,025	1,925	20					0				35.0	0	2610.0		11,046
	13:00	1,100	1,925	20					0				30.0	0	2640.0		11,016
	14:00	1,100	1,925	20					0				30.0	0	2670.0		10,986
	15:00	1,125	1,925	20					0				35.0	0	2705.0		10,951
	16:00	1,125	1,925	20					0				30.0	0	2735.0		10,921
	17:00	1,125	1,925	20					789	789			30.0	0	2765.0		10,891
	18:00	1,125	1,950	20					790	1,579			35.0	0	2800.0		10,856
	19:00	1,125	1,950	20					1,024	2,603			30.0	0	2830.0		10,826
	20:00	1,150	1,950	20					1,021	3,624			30.0	0	2860.0		10,796
	21:00	1,150	1,950	20					1,079	4,703			30.0	0	2890.0		10,766
	22:00	1,175	1,950	20					1,091	5,794			30.0	0	2920.0		10,736
	23:00	1,175	1,950	20					1,087	6,881			27.0	0	2947.0		10,709
10/28/07	0:00	1,175	1,950	20					1,090	7,971			30.0	0	2977.0		10,679
	1:00	1,150	1,925	20					1,103	9,074			27.0	0	3004.0		10,652
	2:00	1,150	1,925	20					1,129	10,203			27.0	0	3031.0		10,625
	3:00	1,150	1,925	20					1,121	11,324			30.0	0	3061.0		10,595
	4:00	1,125	1,925	20					1,239	12,563			25.0	0	3086.0		10,570
	5:00	1,125	1,925	20					1,176	13,739			27.0	0	3113.0		10,543
	6:00	1,125	1,925	20					1,181	14,920			30.0	0	3143.0		10,513
	7:00	1,175	1,925	20					1,211	16,131			27.0	0	3170.0		10,486
	8:00	1,150	1,925	20					1,203	17,334			25.0	0	3195.0		10,461
	9:00	1,175	1,925	20					1,216	18,550			25.0	0	3220.0		10,436
	10:00	1,175	1,925	20					1,277	19,827			25.0	0	3245.0		10,411
	11:00	1,150	1,925	20					1,233	21,060			27.0	0	3272.0		10,384
	12:00	1,150	1,925	20					1,251	22,311			22.0	0	3294.0		10,362

Flowback by
Supervisor
Operators
Location Phn#

Cardinal Flow Testing
Alan Tayrien
Joshua Hall
979-218-6488

Well Name
Operator
Representative

WGV 21-23-697
Williams
Keith Hoffland

								Totals From Below: 380,271						0 5,955.0		9,393	
Date MM/DD/YYYY	Time hh/mm	Wellhead Data			Separator				Gas Production		Fluid Production			Cumulative Prod		Frac Water	
		Tubing Press Psig	Casing Press Psig	Choke Size Ins.	Static Press. Psig	Diff. INS. H2O	Temp °F	Gas %	Approx. Flowrate MMCF/D	Cum. Volume MMCF	Cond. Prod. BO	Tank Gauge In H2O	Water Prod. BW	Cond. Prod. BO	Water Prod. BW	Pumped (1) BW	Yet To Recover BW
	13:00	1,200	1,900	20					1,290	23,601			20.0	0	3314.0		10,342
	14:00	1,200	1,900	20					1,289	24,890			25.0	0	3339.0		10,317
	15:00	1,175	1,900	20					1,299	26,189			20.0	0	3359.0		10,297
	16:00	1,150	1,900	20					1,281	27,470			20.0	0	3379.0		10,277
	17:00	1,150	1,900	20					1,299	28,769			17.0	0	3396.0		10,260
	18:00	1,175	1,900	20					1,331	30,100			20.0	0	3416.0		10,240
	19:00	1,200	1,900	20					1,337	31,437			15.0	0	3431.0		10,225
	20:00	1,200	1,900	20					1,351	32,788			17.0	0	3448.0		10,208
	21:00	1,175	1,900	20					1,370	34,158			20.0	0	3468.0		10,188
	22:00	1,200	1,900	20					1,377	35,535			17.0	0	3485.0		10,171
	23:00	1,200	1,900	20					1,351	36,886			17.0	0	3502.0		10,154
10/29/07	0:00	1,200	1,900	20					1,398	38,284			20.0	0	3522.0		10,134
	1:00	1,200	1,900	20					1,386	39,670			15.0	0	3537.0		10,119
	2:00	1,200	1,900	20					1,441	41,111			17.0	0	3554.0		10,102
	3:00	1,200	1,875	20					1,418	42,529			15.0	0	3569.0		10,087
	4:00	1,200	1,875	20					1,369	43,898			15.0	0	3584.0		10,072
	5:00	1,200	1,875	20					1,412	45,310			17.0	0	3601.0		10,055
	6:00	1,200	1,875	20					1,396	46,706			17.0	0	3618.0		10,038
	7:00	1,200	1,875	20					1,496	48,202			15.0	0	3633.0		10,023
	8:00	1,200	1,875	20					1,449	49,651			15.0	0	3648.0		10,008
	9:00	1,200	1,850	20					1,586	51,237			20.0	0	3668.0		9,988
	10:00	1,200	1,850	20					1,535	52,772			15.0	0	3683.0		9,973
	11:00	1,200	1,850	20					1,561	54,333			17.0	0	3700.0		9,956
	12:00	1,250	1,850	20					1,550	55,883			20.0	0	3720.0		9,936
	13:00	1,225	1,850	20					1,612	57,495			15.0	0	3735.0		9,921
	14:00	1,225	1,850	20					1,537	59,032			15.0	0	3750.0		9,906
	15:00	1,250	1,850	20					1,531	60,563			17.0	0	3767.0		9,889
	16:00	1,250	1,850	20					1,591	62,154			15.0	0	3782.0		9,874
	17:00	1,250	1,825	20					1,577	63,731			20.0	0	3802.0		9,854
	18:00	1,250	1,825	20					1,581	65,312			17.0	0	3819.0		9,837
	19:00	1,250	1,825	20					1,621	66,933			17.0	0	3836.0		9,820
	20:00	1,250	1,825	20					1,610	68,543			20.0	0	3856.0		9,800
	21:00	1,250	1,800	20					1,613	70,156			20.0	0	3876.0		9,780
	22:00	1,250	1,800	20					1,510	71,666			15.0	0	3891.0		9,765
	23:00	1,250	1,800	20					1,670	73,336			15.0	0	3906.0		9,750
10/30/07	0:00	1,250	1,800	20					1,609	74,945			15.0	0	3921.0		9,735
	1:00	1,250	1,800	20					1,694	76,639			17.0	0	3938.0		9,718
	2:00	1,250	1,800	20					1,618	78,257			15.0	0	3953.0		9,703
	3:00	1,250	1,800	20					1,640	79,897			20.0	0	3973.0		9,683
	4:00	1,250	1,800	20					1,608	81,505			15.0	0	3988.0		9,668
	5:00	1,250	1,800	20					1,683	83,188			17.0	0	4005.0		9,651
	6:00	1,250	1,800	20					1,644	84,832			17.0	0	4022.0		9,634
	7:00	1,250	1,800	20					1,692	86,524			15.0	0	4037.0		9,619
	8:00	1,250	1,800	20					1,796	88,320			15.0	0	4052.0		9,604
	9:00	1,250	1,800	20					1,731	90,051			12.0	0	4064.0		9,592
	10:00	1,250	1,800	20					1,680	91,731			17.0	0	4081.0		9,575
	11:00	1,250	1,800	20					1,650	93,381			15.0	0	4096.0		9,560
	12:00	1,250	1,800	20					1,755	95,136			15.0	0	4111.0		9,545
	13:00	1,250	1,775	20					1,689	96,825			15.0	0	4126.0		9,530

Flowback by
Supervisor
Operators
Location Phn#

Cardinal Flow Testing
Alan Tayrien
Joshua Hall
979-218-6488

Well Name
Operator
Representative

WGV 21-23-697
Williams
Keith Hoffland

								Totals From Below: 380,271						0 5,955.0		9,393	
Date MM/DD/YYYY	Time hh/mm	Wellhead Data			Separator				Gas Production		Fluid Production			Cumulative Prod		Frac Water	
		Tubing Press Psig	Casing Press Psig	Choke Size Ins.	Static Press. Psig	Diff. INS. H2O	Temp °F	Gas %	Approx. Flowrate MMCF/D	Cum. Volume MMCF	Cond. Prod. BO	Tank Gauge In H2O	Water Prod. BW	Cond. Prod. BO	Water Prod. BW	Pumped (1) BW	Yet To Recover BW
	14:00	1,250	1,775	20				1,675	98,500			17.0	0	4143.0		9,513	
	15:00	1,250	1,775	20				1,662	100,162			13.0	0	4156.0		9,500	
	16:00	1,250	1,775	20				1,631	101,793			17.0	0	4173.0		9,483	
	17:00	1,250	1,775	20				1,734	103,527			15.0	0	4188.0		9,468	
	18:00	1,250	1,775	20				1,732	105,259			12.0	0	4200.0		9,456	
	19:00	1,250	1,750	20				1,779	107,038			12.0	0	4212.0		9,444	
	20:00	1,250	1,750	20				1,620	108,658			17.0	0	4229.0		9,427	
	21:00	1,250	1,750	20				1,763	110,421			15.0	0	4244.0		9,412	
	22:00	1,250	1,750	20				1,652	112,073			17.0	0	4261.0		9,395	
	23:00	1,250	1,750	20				1,809	113,882			17.0	0	4278.0		9,378	
10/31/07	0:00	1,250	1,750	20				1,859	115,741			15.0	0	4293.0		9,363	
	1:00	1,250	1,750	20				1,803	117,544			17.0	0	4310.0		9,346	
	2:00	1,250	1,750	20				1,740	119,284			12.0	0	4322.0		9,334	
	3:00	1,250	1,750	20				1,759	121,043			17.0	0	4339.0		9,317	
	4:00	1,250	1,750	20				1,690	122,733			17.0	0	4356.0		9,300	
	5:00	1,250	1,750	20				1,781	124,514			15.0	0	4371.0		9,285	
	6:00	1,250	1,750	20				1,777	126,291			17.0	0	4388.0		9,268	
	7:00	1,250	1,725	20				1,807	128,098			15.0	0	4403.0		9,253	
	8:00	1,275	1,725	20				1,831	129,929			15.0	0	4418.0		9,238	
	9:00	1,275	1,725	20				1,881	131,810			13.0	0	4431.0		9,225	
	10:00	1,275	1,725	20				1,825	133,635			17.0	0	4448.0		9,208	
	11:00	1,275	1,725	20				1,840	135,475			15.0	0	4463.0		9,193	
	12:00	1,275	1,725	20				1,835	137,310			15.0	0	4478.0		9,178	
	13:00	1,275	1,725	20				1,939	139,249			15.0	0	4493.0		9,163	
	14:00	1,275	1,700	20				1,951	141,200			13.0	0	4506.0		9,150	
	15:00	1,275	1,700	20				1,970	143,170			17.0	0	4523.0		9,133	
	16:00	1,275	1,700	20				1,997	145,167			17.0	0	4540.0		9,116	
	17:00	1,275	1,700	20				1,935	147,102			15.0	0	4555.0		9,101	
	18:00	1,275	1,700	20				1,943	149,045			15.0	0	4570.0		9,086	
	19:00	1,275	1,700	20				1,880	150,925			17.0	0	4587.0		9,069	
	20:00	1,275	1,700	20				1,911	152,836			15.0	0	4602.0		9,054	
	21:00	1,275	1,700	20				1,883	154,719			13.0	0	4615.0		9,041	
	22:00	1,250	1,700	20				1,971	156,690			13.0	0	4628.0		9,028	
	23:00	1,250	1,700	20				1,962	158,652			15.0	0	4643.0		9,013	
11/01/07	0:00	1,250	1,250	20				1,906	160,558			15.0	0	4658.0		8,998	
	1:00	1,250	1,700	20				1,931	162,489			15.0	0	4673.0		8,983	
	2:00	1,250	1,700	20				1,912	164,401			13.0	0	4686.0		8,970	
	3:00	1,275	1,700	20				1,996	166,397			15.0	0	4701.0		8,955	
	4:00	1,275	1,700	20				1,968	168,365			15.0	0	4716.0		8,940	
	5:00	1,275	1,675	20				1,947	170,312			17.0	0	4733.0		8,923	
	6:00	1,275	1,675	20				1,903	172,215			15.0	0	4748.0		8,908	
	7:00	1,275	1,675	20				1,961	174,176			12.0	0	4760.0		8,896	
	8:00	1,275	1,675	20				2,000	176,176			12.0	0	4772.0		8,884	
	9:00	1,275	1,675	20				2,024	178,200			13.0	0	4785.0		8,871	
	10:00	1,275	1,675	20				1,989	180,189			15.0	0	4800.0		8,856	
	11:00	1,275	1,650	20				2,068	182,257			12.0	0	4812.0		8,844	
	12:00	1,275	1,650	20				2,051	184,308			15.0	0	4827.0		8,829	
	13:00	1,300	1,650	20				2,044	186,352			15.0	0	4842.0		8,814	
	14:00	1,300	1,650	20				2,077	188,429			12.0	0	4854.0		8,802	

Flowback by
Supervisor
Operators
Location Phn#

Cardinal Flow Testing
Alan Tayrien
Joshua Hall
979-218-6488

Well Name
Operator
Representative

WGV 21-23-697
Williams
Keith Hoffland

								Totals From Below: 380,271						0 5,955.0		9,393	
Date MM/DD/YYYY	Time hh/mm	Wellhead Data			Separator				Gas Production		Fluid Production			Cumulative Prod		Frac Water	
		Tubing Press Psig	Casing Press Psig	Choke Size Ins.	Static Press. Psig	Diff. INS. H2O	Temp °F	Gas %	Approx. Flowrate MMCF/D	Cum. Volume MMCF	Cond. Prod. BO	Tank Gauge In H2O	Water Prod. BW	Cond. Prod. BO	Water Prod. BW	Pumped (1) BW	Yet To Recover BW
	15:00	1,300	1,650	20					2,062	190,491			13.0	0	4867.0		8,789
	16:00	1,300	1,650	20					2,124	192,615			13.0	0	4880.0		8,776
	17:00	1,300	1,650	20					2,054	194,669			15.0	0	4895.0		8,761
	18:00	1,300	1,650	20					2,010	196,679			15.0	0	4910.0		8,746
	19:00	1,300	1,600	20					2,055	198,734			13.0	0	4923.0		8,733
	20:00	1,300	1,550	20					2,160	200,894			13.0	0	4936.0		8,720
	21:00	1,300	1,500	20					2,091	202,985			13.0	0	4949.0		8,707
	22:00	1,300	1,500	20					2,059	205,044			15.0	0	4964.0		8,692
	23:00	1,275	1,500	20					2,045	207,089			12.0	0	4976.0		8,680
11/02/07	0:00	1,275	1,500	20					2,120	209,209			15.0	0	4991.0		8,665
	1:00	1,275	1,500	20					2,085	211,294			13.0	0	5004.0		8,652
	2:00	1,275	1,500	20					2,106	213,400			12.0	0	5016.0		8,640
	3:00	1,275	1,500	20					2,109	215,509			12.0	0	5028.0		8,628
	4:00	1,275	1,475	20					2,178	217,687			13.0	0	5041.0		8,615
	5:00	1,275	1,475	20					2,170	219,857			15.0	0	5056.0		8,600
	6:00	1,275	1,475	20					2,147	222,004			12.0	0	5068.0		8,588
	7:00	1,275	1,475	20					2,122	224,126			15.0	0	5083.0		8,573
	8:00	1,275	1,475	20					2,131	226,257			15.0	0	5098.0		8,558
	9:00	1,275	1,475	20					2,145	228,402			12.0	0	5110.0		8,546
	10:00	1,275	1,475	20					2,133	230,535			15.0	0	5125.0		8,531
	11:00	1,275	1,475	20					2,151	232,686			17.0	0	5142.0		8,514
	12:00	1,275	1,475	20					2,170	234,856			13.0	0	5155.0		8,501
	13:00	1,275	1,475	20					2,144	237,000			13.0	0	5168.0		8,488
	14:00	1,275	1,500	20					2,132	239,132			15.0	0	5183.0		8,473
	15:00	1,275	1,600	20					2,121	241,253			15.0	0	5198.0		8,458
	16:00	1,275	1,600	20					2,116	243,369			15.0	0	5213.0		8,443
	17:00	1,275	1,600	20					2,108	245,477			12.0	0	5225.0		8,431
	18:00	1,275	1,600	20					2,121	247,598			12.0	0	5237.0		8,419
	19:00	1,275	1,600	20					2,223	249,821			15.0	0	5252.0		8,404
	20:00	1,300	1,600	20					2,251	252,072			13.0	0	5265.0		8,391
	21:00	1,300	1,600	20					2,227	254,299			17.0	0	5282.0		8,374
	22:00	1,275	1,575	20					2,291	256,590			15.0	0	5297.0		8,359
	23:00	1,300	1,575	20					2,149	258,739			15.0	0	5312.0		8,344
11/03/07	0:00	1,300	1,575	20					2,172	260,911			13.0	0	5325.0		8,331
	1:00	1,300	1,575	20					2,120	263,031			13.0	0	5338.0		8,318
	2:00	1,275	1,575	20					2,103	265,134			17.0	0	5355.0		8,301
	3:00	1,275	1,550	20					2,082	267,216			15.0	0	5370.0		8,286
	4:00	1,275	1,550	20					2,152	269,368			12.0	0	5382.0		8,274
	5:00	1,275	1,525	20					2,090	271,458			17.0	0	5399.0		8,257
	6:00	1,275	1,525	20					2,077	273,535			13.0	0	5412.0		8,244
	7:00	1,275	1,525	20					2,134	275,669			15.0	0	5427.0		8,229
	8:00	1,275	1,525	20					2,205	277,874			15.0	0	5442.0		8,214
	9:00	1,275	1,525	20					2,149	280,023			12.0	0	5454.0		8,202
	10:00	1,275	1,525	20					2,232	282,255			15.0	0	5469.0		8,187
	11:00	1,275	1,550	20					2,240	284,495			15.0	0	5484.0		8,172
	12:00	1,275	1,550	20					2,177	286,672			13.0	0	5497.0		8,159
	13:00	1,300	1,550	20					2,195	288,867			15.0	0	5512.0		8,144
	14:00	1,300	1,550	20					2,270	291,137			12.0	0	5524.0		8,132
	15:00	1,300	1,550	20					2,118	293,255			12.0	0	5536.0		8,120

Flowback by
Supervisor
Operators
Location Phn#

Cardinal Flow Testing
Alan Tayrien
Joshua Hall
979-218-6488

Well Name
Operator
Representative

WGV 21-23-697
Williams
Keith Hoffland

									Totals From Below: 380,271						0	5,955.0	9,393	
Date MM/DD/YYYY	Time hh/mm	Wellhead Data			Separator				Gas Production		Fluid Production			Cumulative Prod		Frac Water		
		Tubing Press Psig	Casing Press Psig	Choke Size Ins.	Static Press. Psig	Diff. INS. H2O	Temp °F	Gas %	Approx. Flowrate MMCF/D	Cum. Volume MMCF	Cond. Prod. BO	Tank Gauge In H2O	Water Prod. BW	Cond. Prod. BO	Water Prod. BW	Pumped (1) BW	Yet To Recover BW	
	16:00	1,300	1,550	20					2,120	295,375			10.0	0	5546.0		8,110	
	17:00	1,275	1,550	20					2,272	297,647			13.0	0	5559.0		8,097	
	18:00	1,275	1,550	20					2,298	299,945			10.0	0	5569.0		8,087	
	19:00	1,275	1,550	20					2,363	302,308			12.0	0	5581.0		8,075	
	20:00	1,275	1,550	20					2,327	304,635			12.0	0	5593.0		8,063	
	21:00	1,300	1,550	20					2,358	306,993			10.0	0	5603.0		8,053	
	22:00	1,300	1,525	20					2,297	309,290			10.0	0	5613.0		8,043	
	23:00	1,300	1,525	20					2,344	311,634			12.0	0	5625.0		8,031	
11/04/07	0:00	1,300	1,525	20					2,350	313,984			13.0	0	5638.0		8,018	
	1:00	1,300	1,525	20					2,350	316,334			10.0	0	5648.0		8,008	
	2:00	1,300	1,525	20					2,240	318,574			13.0	0	5661.0		7,995	
	3:00	1,300	1,525	20					2,197	320,771			12.0	0	5673.0		7,983	
	4:00	1,300	1,525	20					2,173	322,944			12.0	0	5685.0		7,971	
	5:00	1,300	1,525	20					2,120	325,064			13.0	0	5698.0		7,958	
	6:00	1,300	1,525	20					2,115	327,179			10.0	0	5708.0		7,948	
	7:00	1,300	1,525	20					2,286	329,465			10.0	0	5718.0		7,938	
	8:00	1,300	1,525	20					2,304	331,769			10.0	0	5728.0		7,928	
	9:00	1,300	1,500	20					2,202	333,971			12.0	0	5740.0		7,916	
	10:00	1,300	1,500	20					2,187	336,158			12.0	0	5752.0		7,904	
	11:00	1,275	1,500	20					2,092	338,250			10.0	0	5762.0		7,894	
	12:00	1,275	1,500	20					2,213	340,463			8.0	0	5770.0		7,886	
	13:00	1,275	1,500	20					2,164	342,627			12.0	0	5782.0		7,874	
	14:00	1,275	1,500	20					2,231	344,858			8.0	0	5790.0		7,866	
	15:00	1,250	1,500	20					2,269	347,127			10.0	0	5800.0		7,856	
	16:00	1,250	1,500	20					2,336	349,463			10.0	0	5810.0		7,846	
	17:00	1,250	1,500	20					2,228	351,691			12.0	0	5822.0		7,834	
	18:00	1,250	1,500	20					2,440	354,131			8.0	0	5830.0		7,826	
	19:00	1,250	1,500	20					2,316	356,447			12.0	0	5842.0		7,814	
	20:00	1,250	1,500	20					2,257	358,704			13.0	0	5855.0		7,801	
	21:00	1,250	1,500	20					2,288	360,992			10.0	0	5865.0		7,791	
	22:00	1,250	1,500	20					2,168	363,160			10.0	0	5875.0		7,781	
	23:00	1,250	1,500	20					2,141	365,301			8.0	0	5883.0		7,773	
11/05/07	0:00	1,250	1,475	20					2,080	367,381			10.0	0	5893.0		7,763	
	1:00	1,250	1,475	20					2,185	369,566			12.0	0	5905.0		7,751	
	2:00	1,250	1,475	20					2,210	371,776			8.0	0	5913.0		7,743	
	3:00	1,250	1,475	20					2,186	373,962			10.0	0	5923.0		7,733	
	4:00	1,250	1,475	20					2,028	375,990			12.0	0	5935.0		7,721	
	5:00	1,250	1,475	20					2,175	378,165			10.0	0	5945.0		7,711	
	6:00	1,250	1,475	20					2,106	380,271			10.0	0	5955.0		7,701	
	7:00									380,271			0.0	0	5955.0		7,701	
	8:00									380,271			0.0	0	5955.0		7,701	
	9:00									380,271			0.0	0	5955.0		7,701	
	10:00									380,271			0.0	0	5955.0		7,701	
	11:00									380,271			0.0	0	5955.0		7,701	
	12:00									380,271			0.0	0	5955.0		7,701	
	13:00									380,271			0.0	0	5955.0		7,701	
	14:00									380,271			0.0	0	5955.0		7,701	
	15:00									380,271			0.0	0	5955.0		7,701	
	16:00									380,271			0.0	0	5955.0		7,701	

Flowback by
Supervisor
Operators
Location Phn#

Cardinal Flow Testing
Alan Tayrien
Joshua Hall
979-218-6488

Well Name
Operator
Representative

WGV 21-23-697
Williams
Keith Hoffland

									Totals From Below: 380,271						0	5,955.0	9,393	
Date	Time	Wellhead Data			Separator				Gas Production		Fluid Production			Cumulative Prod		Frac Water		
MM/DD/YYYY	hh/mm	Tubing Press Psig	Casing Press Psig	Choke Size Ins.	Static Press. Psig	Diff. INS. H2O	Temp °F	Gas %	Approx. Flowrate MMCF/D	Cum. Volume MMCF	Cond. Prod. BO	Tank Gauge In H2O	Water Prod. BW	Cond. Prod. BO	Water Prod. BW	Pumped (1) BW	Yet To Recover BW	
	17:00									380,271			0.0	0	5955.0		7,701	
	18:00									380,271			0.0	0	5955.0		7,701	
	19:00									380,271			0.0	0	5955.0		7,701	
	20:00									380,271			0.0	0	5955.0		7,701	
	21:00									380,271			0.0	0	5955.0		7,701	
	22:00									380,271			0.0	0	5955.0		7,701	
	23:00									380,271			0.0	0	5955.0		7,701	
11/06/07	0:00									380,271			0.0	0	5955.0		7,701	
	1:00									380,271			0.0	0	5955.0		7,701	
	2:00									380,271			0.0	0	5955.0		7,701	
	3:00									380,271			0.0	0	5955.0		7,701	
	4:00									380,271			0.0	0	5955.0		7,701	
	5:00									380,271			0.0	0	5955.0		7,701	
	6:00									380,271			0.0	0	5955.0		7,701	
	7:00									380,271			0.0	0	5955.0		7,701	
	8:00									380,271			0.0	0	5955.0		7,701	
	9:00									380,271			0.0	0	5955.0		7,701	
	10:00									380,271			0.0	0	5955.0		7,701	
	11:00									380,271			0.0	0	5955.0		7,701	
	12:00									380,271			0.0	0	5955.0		7,701	
	13:00									380,271			0.0	0	5955.0		7,701	
	14:00									380,271			0.0	0	5955.0		7,701	
	15:00									380,271			0.0	0	5955.0		7,701	
	16:00									380,271			0.0	0	5955.0		7,701	
	17:00									380,271			0.0	0	5955.0		7,701	
	18:00									380,271			0.0	0	5955.0		7,701	
	19:00									380,271			0.0	0	5955.0		7,701	
	20:00									380,271			0.0	0	5955.0		7,701	
	21:00									380,271			0.0	0	5955.0		7,701	
	22:00									380,271			0.0	0	5955.0		7,701	
	23:00									380,271			0.0	0	5955.0		7,701	
11/07/07	0:00									380,271			0.0	0	5955.0		7,701	
	1:00									380,271			0.0	0	5955.0		7,701	
	2:00									380,271			0.0	0	5955.0		7,701	
	3:00									380,271			0.0	0	5955.0		7,701	
	4:00									380,271			0.0	0	5955.0		7,701	
	5:00									380,271			0.0	0	5955.0		7,701	
	6:00									380,271			0.0	0	5955.0		7,701	
	7:00									380,271			0.0	0	5955.0		7,701	
	8:00									380,271			0.0	0	5955.0		7,701	
	9:00									380,271			0.0	0	5955.0		7,701	
	10:00									380,271			0.0	0	5955.0		7,701	
	11:00									380,271			0.0	0	5955.0		7,701	
	12:00									380,271			0.0	0	5955.0		7,701	
	13:00									380,271			0.0	0	5955.0		7,701	
	14:00									380,271			0.0	0	5955.0		7,701	
	15:00									380,271			0.0	0	5955.0		7,701	
	16:00									380,271			0.0	0	5955.0		7,701	
	17:00									380,271			0.0	0	5955.0		7,701	

Flowback by **Cardinal Flow Testing**
Supervisor **Alan Tayrien**
Operators **Joshua Hall**
Location Phn# **979-218-6488**

Well Name **WGV 21-23-697**
Operator **Williams**
Representative **Keith Hoffland**

Totals From Below: 380,271													0	5,955.0	9,393		
Date MM/DD/YYYY	Time hh/mm	Wellhead Data			Separator				Gas Production		Fluid Production			Cumulative Prod		Frac Water	
		Tubing Press Psig	Casing Press Psig	Choke Size Ins.	Static Press. Psig	Diff. INS. H2O	Temp °F	Gas %	Approx. Flowrate MMCF/D	Cum. Volume MMCF	Cond. Prod. BO	Tank Gauge In H2O	Water Prod. BW	Cond. Prod. BO	Water Prod. BW	Pumped (1) BW	Yet To Recover BW
	18:00									380,271			0.0	0	5955.0		7,701
	19:00									380,271			0.0	0	5955.0		7,701
	20:00									380,271			0.0	0	5955.0		7,701
	21:00									380,271			0.0	0	5955.0		7,701
	22:00									380,271			0.0	0	5955.0		7,701
	23:00									380,271			0.0	0	5955.0		7,701

Flowback by
Supervisor
Operators
Location Phn#

Cardinal Flow Testing
Alan Tayrien
Joshua Hall
979-218-6488

Well Name
Operator
Representative

WGV 21-23-697
Williams
Keith Hoffland

								Totals From Below: 434,155			0 6,148.0			9,393			
Date MM/DD/YYYY	Time hh/mm	Wellhead Data			Separator				Gas Production		Fluid Production			Cumulative Prod		Frac Water	
		Tubing Press Psig	Casing Press Psig	Choke Size Ins.	Static Press. Psig	Diff. INS. H2O	Temp °F	Gas %	Approx. Flowrate MMCF/D	Cum. Volume MMCF	Cond. Prod. BO	Tank Gauge In H2O	Water Prod. BW	Cond. Prod. BO	Water Prod. BW	Pumped (1) BW	Yet To Recover BW
10/18/07	7:00								0				0.0	0	0.0		0
	8:00								0				0.0	0	0.0		0
	9:00								0				0.0	0	0.0		0
	10:00								0				0.0	0	0.0		0
	11:00								0				0.0	0	0.0		0
	12:00								0				0.0	0	0.0		0
	13:00								0				0.0	0	0.0		0
	14:00								0				0.0	0	0.0		0
	15:00								0				0.0	0	0.0		0
	16:00		650	24					0				0.0	0	0.0	4,263	4,263
	17:00		475	24					0				75.0	0	75.0		4,188
	18:00		400	24					0				60.0	0	135.0		4,128
	19:00		375	24					0				40.0	0	175.0		4,088
	20:00		350	24					0				30.0	0	205.0		4,058
	21:00		250	32					0				30.0	0	235.0		4,028
	22:00		225	32					0				20.0	0	255.0		4,008
	23:00		200	48					0				20.0	0	275.0		3,988
10/19/07	0:00		150	48					0				20.0	0	295.0		3,968
	1:00		100	48					0				20.0	0	315.0		3,948
	2:00		100	48					0				10.0	0	325.0		3,938
	3:00		100	48					0				10.0	0	335.0		3,928
	4:00		75	48					0				10.0	0	345.0		3,918
	5:00		50	48					0				10.0	0	355.0		3,908
	6:00		50	48					0				10.0	0	365.0		3,898
	7:00								0				0.0	0	365.0		3,898
	8:00								0				0.0	0	365.0		3,898
	9:00								0				0.0	0	365.0		3,898
	10:00								0				0.0	0	365.0		3,898
	11:00								0				0.0	0	365.0		3,898
	12:00								0				0.0	0	365.0		3,898
	13:00								0				0.0	0	365.0		3,898
	14:00								0				0.0	0	365.0		3,898
	15:00								0				0.0	0	365.0		3,898
	16:00								0				0.0	0	365.0		3,898
	17:00								0				0.0	0	365.0	9,393	13,291
	18:00		0	48					0				0.0	0	365.0		13,291
	19:00		0	48					0				0.0	0	365.0		13,291
	20:00		0	48					0				0.0	0	365.0		13,291
	21:00		0	48					0				0.0	0	365.0		13,291
	22:00		0	48					0				0.0	0	365.0		13,291
	23:00		0	48					0				0.0	0	365.0		13,291
10/20/07	0:00		0	48					0				0.0	0	365.0		13,291
	1:00		0	48					0				0.0	0	365.0		13,291
	2:00		0	48					0				0.0	0	365.0		13,291
	3:00		0	48					0				0.0	0	365.0		13,291
	4:00		0	48					0				0.0	0	365.0		13,291
	5:00		0	48					0				0.0	0	365.0		13,291
	6:00		0	48					0				0.0	0	365.0		13,291
	7:00		0	48					0				0.0	0	365.0		13,291
	8:00		0	48					0				0.0	0	365.0		13,291

Flowback by
Supervisor
Operators
Location Phn#

Cardinal Flow Testing
Alan Tayrien
Joshua Hall
979-218-6488

Well Name
Operator
Representative

WGV 21-23-697
Williams
Keith Hoffland

								Totals From Below: 434,155						0 6,148.0		9,393	
Date MM/DD/YYYY	Time hh/mm	Wellhead Data			Separator				Gas Production		Fluid Production			Cumulative Prod		Frac Water	
		Tubing Press Psig	Casing Press Psig	Choke Size Ins.	Static Press. Psig	Diff. INS. H2O	Temp °F	Gas %	Approx. Flowrate MMCF/D	Cum. Volume MMCF	Cond. Prod. BO	Tank Gauge In H2O	Water Prod. BW	Cond. Prod. BO	Water Prod. BW	Pumped (1) BW	Yet To Recover BW
	9:00		0	48					0			0.0	0	365.0		13,291	
	10:00		0	48					0			0.0	0	365.0		13,291	
	11:00		0	48					0			0.0	0	365.0		13,291	
	12:00		0	48					0			0.0	0	365.0		13,291	
	13:00		0	48					0			0.0	0	365.0		13,291	
	14:00		0	48					0			0.0	0	365.0		13,291	
	15:00		0	48					0			0.0	0	365.0		13,291	
	16:00		0	48					0			0.0	0	365.0		13,291	
	17:00		0	48					0			0.0	0	365.0		13,291	
	18:00		0	48					0			0.0	0	365.0		13,291	
	19:00		0	48					0			0.0	0	365.0		13,291	
	20:00		0	48					0			0.0	0	365.0		13,291	
	21:00		0	48					0			0.0	0	365.0		13,291	
	22:00		0	48					0			0.0	0	365.0		13,291	
	23:00		0	48					0			0.0	0	365.0		13,291	
10/21/07	0:00		0	48					0			0.0	0	365.0		13,291	
	1:00		0	48					0			0.0	0	365.0		13,291	
	2:00		0	48					0			0.0	0	365.0		13,291	
	3:00		0	48					0			0.0	0	365.0		13,291	
	4:00		0	48					0			0.0	0	365.0		13,291	
	5:00		0	48					0			0.0	0	365.0		13,291	
	6:00		0	48					0			0.0	0	365.0		13,291	
	7:00		0	48					0			0.0	0	365.0		13,291	
	8:00		0	48					0			0.0	0	365.0		13,291	
	9:00		0	48					0			0.0	0	365.0		13,291	
	10:00		0	48					0			0.0	0	365.0		13,291	
	11:00		0	48					0			0.0	0	365.0		13,291	
	12:00		0	48					0			0.0	0	365.0		13,291	
	13:00		0	48					0			0.0	0	365.0		13,291	
	14:00		0	48					0			0.0	0	365.0		13,291	
	15:00		0	48					0			0.0	0	365.0		13,291	
	16:00		0	48					0			0.0	0	365.0		13,291	
	17:00		0	48					0			0.0	0	365.0		13,291	
	18:00		0	48					0			0.0	0	365.0		13,291	
	19:00		0	48					0			0.0	0	365.0		13,291	
	20:00		0	48					0			0.0	0	365.0		13,291	
	21:00		0	48					0			0.0	0	365.0		13,291	
	22:00		0	48					0			0.0	0	365.0		13,291	
	23:00		0	48					0			0.0	0	365.0		13,291	
10/22/07	0:00		0	48					0			0.0	0	365.0		13,291	
	1:00		0	48					0			0.0	0	365.0		13,291	
	2:00		0	48					0			0.0	0	365.0		13,291	
	3:00		0	48					0			0.0	0	365.0		13,291	
	4:00		0	48					0			0.0	0	365.0		13,291	
	5:00		0	48					0			0.0	0	365.0		13,291	
	6:00		0	48					0			0.0	0	365.0		13,291	
	7:00		0	48					0			0.0	0	365.0		13,291	
	8:00								0			0.0	0	365.0		13,291	
	9:00								0			0.0	0	365.0		13,291	

Flowback by
Supervisor
Operators
Location Phn#

Cardinal Flow Testing
Alan Tayrien
Joshua Hall
979-218-6488

Well Name
Operator
Representative

WGV 21-23-697
Williams
Keith Hoffland

		Totals From Below: 434,155											0 6,148.0		9,393		
Date MM/DD/YYYY	Time hh/mm	Wellhead Data			Separator				Gas Production		Fluid Production			Cumulative Prod		Frac Water	
		Tubing Press Psig	Casing Press Psig	Choke Size Ins.	Static Press. Psig	Diff. INS. H2O	Temp °F	Gas %	Approx. Flowrate MMCF/D	Cum. Volume MMCF	Cond. Prod. BO	Tank Gauge In H2O	Water Prod. BW	Cond. Prod. BO	Water Prod. BW	Pumped (1) BW	Yet To Recover BW
	10:00								0				0.0	0	365.0		13,291
	11:00								0				0.0	0	365.0		13,291
	12:00								0				0.0	0	365.0		13,291
	13:00								0				0.0	0	365.0		13,291
	14:00								0				0.0	0	365.0		13,291
	15:00								0				0.0	0	365.0		13,291
	16:00								0				0.0	0	365.0		13,291
	17:00								0				0.0	0	365.0		13,291
	18:00								0				0.0	0	365.0		13,291
	19:00								0				0.0	0	365.0		13,291
	20:00								0				0.0	0	365.0		13,291
	21:00								0				0.0	0	365.0		13,291
	22:00								0				0.0	0	365.0		13,291
	23:00								0				0.0	0	365.0		13,291
10/23/07	0:00								0				0.0	0	365.0		13,291
	1:00								0				0.0	0	365.0		13,291
	2:00								0				0.0	0	365.0		13,291
	3:00								0				0.0	0	365.0		13,291
	4:00								0				0.0	0	365.0		13,291
	5:00								0				0.0	0	365.0		13,291
	6:00								0				0.0	0	365.0		13,291
	7:00								0				0.0	0	365.0		13,291
	8:00								0				0.0	0	365.0		13,291
	9:00								0				0.0	0	365.0		13,291
	10:00								0				0.0	0	365.0		13,291
	11:00								0				0.0	0	365.0		13,291
	12:00								0				0.0	0	365.0		13,291
	13:00								0				0.0	0	365.0		13,291
	14:00								0				0.0	0	365.0		13,291
	15:00								0				0.0	0	365.0		13,291
	16:00		325	32					0				0.0	0	365.0		13,291
	17:00		250	32					0				50.0	0	415.0		13,241
	18:00		200	32					0				40.0	0	455.0		13,201
	19:00		25	48					0				20.0	0	475.0		13,181
	20:00		25	48					0				10.0	0	485.0		13,171
	21:00		0	48					0				0.0	0	485.0		13,171
	22:00		0	48					0				0.0	0	485.0		13,171
	23:00		0	48					0				0.0	0	485.0		13,171
10/24/07	0:00		0	48					0				0.0	0	485.0		13,171
	1:00		0	48					0				0.0	0	485.0		13,171
	2:00		0	48					0				0.0	0	485.0		13,171
	3:00		0	48					0				0.0	0	485.0		13,171
	4:00		0	48					0				0.0	0	485.0		13,171
	5:00		0	48					0				0.0	0	485.0		13,171
	6:00		0	48					0				0.0	0	485.0		13,171
	7:00		0	48					0				0.0	0	485.0		13,171
	8:00								0				0.0	0	485.0		13,171
	9:00								0				0.0	0	485.0		13,171
	10:00								0				0.0	0	485.0		13,171

Flowback by
Supervisor
Operators
Location Phn#

Cardinal Flow Testing
Alan Tayrien
Joshua Hall
979-218-6488

Well Name
Operator
Representative

WGV 21-23-697
Williams
Keith Hoffland

							Totals From Below: 434,155							0 6,148.0		9,393	
Date MM/DD/YYYY	Time hh/mm	Wellhead Data			Separator				Gas Production		Fluid Production			Cumulative Prod		Frac Water	
		Tubing Press Psig	Casing Press Psig	Choke Size Ins.	Static Press. Psig	Diff. INS. H2O	Temp °F	Gas %	Approx. Flowrate MMCF/D	Cum. Volume MMCF	Cond. Prod. BO	Tank Gauge In H2O	Water Prod. BW	Cond. Prod. BO	Water Prod. BW	Pumped (1) BW	Yet To Recover BW
	11:00								0				0.0	0	485.0		13,171
	12:00								0				0.0	0	485.0		13,171
	13:00								0				0.0	0	485.0		13,171
	14:00								0				0.0	0	485.0		13,171
	15:00								0				0.0	0	485.0		13,171
	16:00								0				0.0	0	485.0		13,171
	17:00								0				0.0	0	485.0		13,171
	18:00		375	32					0				0.0	0	485.0		13,171
	19:00		50	32					0				60.0	0	545.0		13,111
	20:00		50	48					0				40.0	0	585.0		13,071
	21:00		50	48					0				20.0	0	605.0		13,051
	22:00		50	48					0				20.0	0	625.0		13,031
	23:00		50	48					0				20.0	0	645.0		13,011
10/25/07	0:00		150	48					0				50.0	0	695.0		12,961
	1:00		150	48					0				60.0	0	755.0		12,901
	2:00		225	32					0				60.0	0	815.0		12,841
	3:00		225	32					0				70.0	0	885.0		12,771
	4:00		250	32					0				50.0	0	935.0		12,721
	5:00		300	32					0				60.0	0	995.0		12,661
	6:00		300	32					0				60.0	0	1055.0		12,601
	7:00								0				0.0	0	1055.0		12,601
	8:00								0				0.0	0	1055.0		12,601
	9:00								0				0.0	0	1055.0		12,601
	10:00								0				0.0	0	1055.0		12,601
	11:00								0				0.0	0	1055.0		12,601
	12:00								0				0.0	0	1055.0		12,601
	13:00								0				0.0	0	1055.0		12,601
	14:00								0				0.0	0	1055.0		12,601
	15:00	0	400	48					0				0.0	0	1055.0		12,601
	16:00	0	200	48					0				0.0	0	1055.0		12,601
	17:00	0	25	48					0				0.0	0	1055.0		12,601
	18:00	0	100	48					0				15.0	0	1070.0		12,586
	19:00	0	100	48					0				20.0	0	1090.0		12,566
	20:00	25	100	48					0				20.0	0	1110.0		12,546
	21:00	25	50	48					0				10.0	0	1120.0		12,536
	22:00	150	50	48					0				10.0	0	1130.0		12,526
	23:00	250	50	48					0				10.0	0	1140.0		12,516
10/26/07	0:00	250	150	32					0				30.0	0	1170.0		12,486
	1:00	300	375	32					0				40.0	0	1210.0		12,446
	2:00	325	450	32					0				40.0	0	1250.0		12,406
	3:00	300	600	32					0				50.0	0	1300.0		12,356
	4:00	250	600	32					0				50.0	0	1350.0		12,306
	5:00	300	600	32					0				50.0	0	1400.0		12,256
	6:00	300	600	32					0				50.0	0	1450.0		12,206
	7:00	400	700	32					0				40.0	0	1490.0		12,166
	8:00	600	850	32					0				30.0	0	1520.0		12,136
	9:00	650	1,000	32					0				30.0	0	1550.0		12,106
	10:00	800	1,100	24					0				30.0	0	1580.0		12,076
	11:00	700	1,200	24					0				40.0	0	1620.0		12,036

Flowback by
Supervisor
Operators
Location Phn#

Cardinal Flow Testing
Alan Tayrien
Joshua Hall
979-218-6488

Well Name
Operator
Representative

WGV 21-23-697
Williams
Keith Hoffland

		Totals From Below: 434,155											0 6,148.0		9,393		
Date MM/DD/YYYY	Time hh/mm	Wellhead Data			Separator				Gas Production		Fluid Production			Cumulative Prod		Frac Water	
		Tubing Press Psig	Casing Press Psig	Choke Size Ins.	Static Press. Psig	Diff. INS. H2O	Temp °F	Gas %	Approx. Flowrate MMCF/D	Cum. Volume MMCF	Cond. Prod. BO	Tank Gauge In H2O	Water Prod. BW	Cond. Prod. BO	Water Prod. BW	Pumped (1) BW	Yet To Recover BW
	12:00	600	1,250	24					0			40.0	0	1660.0		11,996	
	13:00	425	1,300	24					0			50.0	0	1710.0		11,946	
	14:00	500	1,400	32					0			50.0	0	1760.0		11,896	
	15:00	450	1,450	32					0			40.0	0	1800.0		11,856	
	16:00	575	1,500	32					0			40.0	0	1840.0		11,816	
	17:00	650	1,600	32					0			60.0	0	1900.0		11,756	
	18:00	650	1,650	32					0			50.0	0	1950.0		11,706	
	19:00	650	1,700	32					0			60.0	0	2010.0		11,646	
	20:00	850	1,775	24					0			40.0	0	2050.0		11,606	
	21:00	1,025	1,775	24					0			40.0	0	2090.0		11,566	
	22:00	900	1,800	24					0			30.0	0	2120.0		11,536	
	23:00	750	1,800	24					0			30.0	0	2150.0		11,506	
10/27/07	0:00	800	1,850	24					0			35.0	0	2185.0		11,471	
	1:00	725	1,875	24					0			30.0	0	2215.0		11,441	
	2:00	900	1,875	24					0			35.0	0	2250.0		11,406	
	3:00	900	1,875	24					0			35.0	0	2285.0		11,371	
	4:00	900	1,900	24					0			30.0	0	2315.0		11,341	
	5:00	1,000	1,900	24					0			30.0	0	2345.0		11,311	
	6:00	1,000	1,900	24					0			30.0	0	2375.0		11,281	
	7:00	1,000	1,925	24					0			40.0	0	2415.0		11,241	
	8:00	1,000	1,925	24					0			40.0	0	2455.0		11,201	
	9:00	1,000	1,925	24					0			35.0	0	2490.0		11,166	
	10:00	1,000	1,925	24					0			45.0	0	2535.0		11,121	
	11:00	1,000	1,925	20					0			40.0	0	2575.0		11,081	
	12:00	1,025	1,925	20					0			35.0	0	2610.0		11,046	
	13:00	1,100	1,925	20					0			30.0	0	2640.0		11,016	
	14:00	1,100	1,925	20					0			30.0	0	2670.0		10,986	
	15:00	1,125	1,925	20					0			35.0	0	2705.0		10,951	
	16:00	1,125	1,925	20					0			30.0	0	2735.0		10,921	
	17:00	1,125	1,925	20					789	789		30.0	0	2765.0		10,891	
	18:00	1,125	1,950	20					790	1,579		35.0	0	2800.0		10,856	
	19:00	1,125	1,950	20					1,024	2,603		30.0	0	2830.0		10,826	
	20:00	1,150	1,950	20					1,021	3,624		30.0	0	2860.0		10,796	
	21:00	1,150	1,950	20					1,079	4,703		30.0	0	2890.0		10,766	
	22:00	1,175	1,950	20					1,091	5,794		30.0	0	2920.0		10,736	
	23:00	1,175	1,950	20					1,087	6,881		27.0	0	2947.0		10,709	
10/28/07	0:00	1,175	1,950	20					1,090	7,971		30.0	0	2977.0		10,679	
	1:00	1,150	1,925	20					1,103	9,074		27.0	0	3004.0		10,652	
	2:00	1,150	1,925	20					1,129	10,203		27.0	0	3031.0		10,625	
	3:00	1,150	1,925	20					1,121	11,324		30.0	0	3061.0		10,595	
	4:00	1,125	1,925	20					1,239	12,563		25.0	0	3086.0		10,570	
	5:00	1,125	1,925	20					1,176	13,739		27.0	0	3113.0		10,543	
	6:00	1,125	1,925	20					1,181	14,920		30.0	0	3143.0		10,513	
	7:00	1,175	1,925	20					1,211	16,131		27.0	0	3170.0		10,486	
	8:00	1,150	1,925	20					1,203	17,334		25.0	0	3195.0		10,461	
	9:00	1,175	1,925	20					1,216	18,550		25.0	0	3220.0		10,436	
	10:00	1,175	1,925	20					1,277	19,827		25.0	0	3245.0		10,411	
	11:00	1,150	1,925	20					1,233	21,060		27.0	0	3272.0		10,384	
	12:00	1,150	1,925	20					1,251	22,311		22.0	0	3294.0		10,362	

Flowback by
Supervisor
Operators
Location Phn#

Cardinal Flow Testing
Alan Tayrien
Joshua Hall
979-218-6488

Well Name
Operator
Representative

WGV 21-23-697
Williams
Keith Hoffland

								Totals From Below: 434,155						0 6,148.0		9,393	
Date MM/DD/YYYY	Time hh/mm	Wellhead Data			Separator				Gas Production		Fluid Production			Cumulative Prod		Frac Water	
		Tubing Press Psig	Casing Press Psig	Choke Size Ins.	Static Press. Psig	Diff. INS. H2O	Temp °F	Gas %	Approx. Flowrate MMCF/D	Cum. Volume MMCF	Cond. Prod. BO	Tank Gauge In H2O	Water Prod. BW	Cond. Prod. BO	Water Prod. BW	Pumped (1) BW	Yet To Recover BW
	13:00	1,200	1,900	20					1,290	23,601			20.0	0	3314.0		10,342
	14:00	1,200	1,900	20					1,289	24,890			25.0	0	3339.0		10,317
	15:00	1,175	1,900	20					1,299	26,189			20.0	0	3359.0		10,297
	16:00	1,150	1,900	20					1,281	27,470			20.0	0	3379.0		10,277
	17:00	1,150	1,900	20					1,299	28,769			17.0	0	3396.0		10,260
	18:00	1,175	1,900	20					1,331	30,100			20.0	0	3416.0		10,240
	19:00	1,200	1,900	20					1,337	31,437			15.0	0	3431.0		10,225
	20:00	1,200	1,900	20					1,351	32,788			17.0	0	3448.0		10,208
	21:00	1,175	1,900	20					1,370	34,158			20.0	0	3468.0		10,188
	22:00	1,200	1,900	20					1,377	35,535			17.0	0	3485.0		10,171
	23:00	1,200	1,900	20					1,351	36,886			17.0	0	3502.0		10,154
10/29/07	0:00	1,200	1,900	20					1,398	38,284			20.0	0	3522.0		10,134
	1:00	1,200	1,900	20					1,386	39,670			15.0	0	3537.0		10,119
	2:00	1,200	1,900	20					1,441	41,111			17.0	0	3554.0		10,102
	3:00	1,200	1,875	20					1,418	42,529			15.0	0	3569.0		10,087
	4:00	1,200	1,875	20					1,369	43,898			15.0	0	3584.0		10,072
	5:00	1,200	1,875	20					1,412	45,310			17.0	0	3601.0		10,055
	6:00	1,200	1,875	20					1,396	46,706			17.0	0	3618.0		10,038
	7:00	1,200	1,875	20					1,496	48,202			15.0	0	3633.0		10,023
	8:00	1,200	1,875	20					1,449	49,651			15.0	0	3648.0		10,008
	9:00	1,200	1,850	20					1,586	51,237			20.0	0	3668.0		9,988
	10:00	1,200	1,850	20					1,535	52,772			15.0	0	3683.0		9,973
	11:00	1,200	1,850	20					1,561	54,333			17.0	0	3700.0		9,956
	12:00	1,250	1,850	20					1,550	55,883			20.0	0	3720.0		9,936
	13:00	1,225	1,850	20					1,612	57,495			15.0	0	3735.0		9,921
	14:00	1,225	1,850	20					1,537	59,032			15.0	0	3750.0		9,906
	15:00	1,250	1,850	20					1,531	60,563			17.0	0	3767.0		9,889
	16:00	1,250	1,850	20					1,591	62,154			15.0	0	3782.0		9,874
	17:00	1,250	1,825	20					1,577	63,731			20.0	0	3802.0		9,854
	18:00	1,250	1,825	20					1,581	65,312			17.0	0	3819.0		9,837
	19:00	1,250	1,825	20					1,621	66,933			17.0	0	3836.0		9,820
	20:00	1,250	1,825	20					1,610	68,543			20.0	0	3856.0		9,800
	21:00	1,250	1,800	20					1,613	70,156			20.0	0	3876.0		9,780
	22:00	1,250	1,800	20					1,510	71,666			15.0	0	3891.0		9,765
	23:00	1,250	1,800	20					1,670	73,336			15.0	0	3906.0		9,750
10/30/07	0:00	1,250	1,800	20					1,609	74,945			15.0	0	3921.0		9,735
	1:00	1,250	1,800	20					1,694	76,639			17.0	0	3938.0		9,718
	2:00	1,250	1,800	20					1,618	78,257			15.0	0	3953.0		9,703
	3:00	1,250	1,800	20					1,640	79,897			20.0	0	3973.0		9,683
	4:00	1,250	1,800	20					1,608	81,505			15.0	0	3988.0		9,668
	5:00	1,250	1,800	20					1,683	83,188			17.0	0	4005.0		9,651
	6:00	1,250	1,800	20					1,644	84,832			17.0	0	4022.0		9,634
	7:00	1,250	1,800	20					1,692	86,524			15.0	0	4037.0		9,619
	8:00	1,250	1,800	20					1,796	88,320			15.0	0	4052.0		9,604
	9:00	1,250	1,800	20					1,731	90,051			12.0	0	4064.0		9,592
	10:00	1,250	1,800	20					1,680	91,731			17.0	0	4081.0		9,575
	11:00	1,250	1,800	20					1,650	93,381			15.0	0	4096.0		9,560
	12:00	1,250	1,800	20					1,755	95,136			15.0	0	4111.0		9,545
	13:00	1,250	1,775	20					1,689	96,825			15.0	0	4126.0		9,530

Flowback by
Supervisor
Operators
Location Phn#

Cardinal Flow Testing
Alan Tayrien
Joshua Hall
979-218-6488

Well Name
Operator
Representative

WGV 21-23-697
Williams
Keith Hoffland

		Totals From Below: 434,155											0 6,148.0		9,393		
Date MM/DD/YYYY	Time hh/mm	Wellhead Data			Separator				Gas Production		Fluid Production			Cumulative Prod		Frac Water	
		Tubing Press Psig	Casing Press Psig	Choke Size Ins.	Static Press. Psig	Diff. INS. H2O	Temp °F	Gas %	Approx. Flowrate MMCF/D	Cum. Volume MMCF	Cond. Prod. BO	Tank Gauge In H2O	Water Prod. BW	Cond. Prod. BO	Water Prod. BW	Pumped (1) BW	Yet To Recover BW
	14:00	1,250	1,775	20					1,675	98,500			17.0	0	4143.0		9,513
	15:00	1,250	1,775	20					1,662	100,162			13.0	0	4156.0		9,500
	16:00	1,250	1,775	20					1,631	101,793			17.0	0	4173.0		9,483
	17:00	1,250	1,775	20					1,734	103,527			15.0	0	4188.0		9,468
	18:00	1,250	1,775	20					1,732	105,259			12.0	0	4200.0		9,456
	19:00	1,250	1,750	20					1,779	107,038			12.0	0	4212.0		9,444
	20:00	1,250	1,750	20					1,620	108,658			17.0	0	4229.0		9,427
	21:00	1,250	1,750	20					1,763	110,421			15.0	0	4244.0		9,412
	22:00	1,250	1,750	20					1,652	112,073			17.0	0	4261.0		9,395
	23:00	1,250	1,750	20					1,809	113,882			17.0	0	4278.0		9,378
10/31/07	0:00	1,250	1,750	20					1,859	115,741			15.0	0	4293.0		9,363
	1:00	1,250	1,750	20					1,803	117,544			17.0	0	4310.0		9,346
	2:00	1,250	1,750	20					1,740	119,284			12.0	0	4322.0		9,334
	3:00	1,250	1,750	20					1,759	121,043			17.0	0	4339.0		9,317
	4:00	1,250	1,750	20					1,690	122,733			17.0	0	4356.0		9,300
	5:00	1,250	1,750	20					1,781	124,514			15.0	0	4371.0		9,285
	6:00	1,250	1,750	20					1,777	126,291			17.0	0	4388.0		9,268
	7:00	1,250	1,725	20					1,807	128,098			15.0	0	4403.0		9,253
	8:00	1,275	1,725	20					1,831	129,929			15.0	0	4418.0		9,238
	9:00	1,275	1,725	20					1,881	131,810			13.0	0	4431.0		9,225
	10:00	1,275	1,725	20					1,825	133,635			17.0	0	4448.0		9,208
	11:00	1,275	1,725	20					1,840	135,475			15.0	0	4463.0		9,193
	12:00	1,275	1,725	20					1,835	137,310			15.0	0	4478.0		9,178
	13:00	1,275	1,725	20					1,939	139,249			15.0	0	4493.0		9,163
	14:00	1,275	1,700	20					1,951	141,200			13.0	0	4506.0		9,150
	15:00	1,275	1,700	20					1,970	143,170			17.0	0	4523.0		9,133
	16:00	1,275	1,700	20					1,997	145,167			17.0	0	4540.0		9,116
	17:00	1,275	1,700	20					1,935	147,102			15.0	0	4555.0		9,101
	18:00	1,275	1,700	20					1,943	149,045			15.0	0	4570.0		9,086
	19:00	1,275	1,700	20					1,880	150,925			17.0	0	4587.0		9,069
	20:00	1,275	1,700	20					1,911	152,836			15.0	0	4602.0		9,054
	21:00	1,275	1,700	20					1,883	154,719			13.0	0	4615.0		9,041
	22:00	1,250	1,700	20					1,971	156,690			13.0	0	4628.0		9,028
	23:00	1,250	1,700	20					1,962	158,652			15.0	0	4643.0		9,013
11/01/07	0:00	1,250	1,250	20					1,906	160,558			15.0	0	4658.0		8,998
	1:00	1,250	1,700	20					1,931	162,489			15.0	0	4673.0		8,983
	2:00	1,250	1,700	20					1,912	164,401			13.0	0	4686.0		8,970
	3:00	1,275	1,700	20					1,996	166,397			15.0	0	4701.0		8,955
	4:00	1,275	1,700	20					1,968	168,365			15.0	0	4716.0		8,940
	5:00	1,275	1,675	20					1,947	170,312			17.0	0	4733.0		8,923
	6:00	1,275	1,675	20					1,903	172,215			15.0	0	4748.0		8,908
	7:00	1,275	1,675	20					1,961	174,176			12.0	0	4760.0		8,896
	8:00	1,275	1,675	20					2,000	176,176			12.0	0	4772.0		8,884
	9:00	1,275	1,675	20					2,024	178,200			13.0	0	4785.0		8,871
	10:00	1,275	1,675	20					1,989	180,189			15.0	0	4800.0		8,856
	11:00	1,275	1,650	20					2,068	182,257			12.0	0	4812.0		8,844
	12:00	1,275	1,650	20					2,051	184,308			15.0	0	4827.0		8,829
	13:00	1,300	1,650	20					2,044	186,352			15.0	0	4842.0		8,814
	14:00	1,300	1,650	20					2,077	188,429			12.0	0	4854.0		8,802

Flowback by
Supervisor
Operators
Location Phn#

Cardinal Flow Testing
Alan Tayrien
Joshua Hall
979-218-6488

Well Name
Operator
Representative

WGV 21-23-697
Williams
Keith Hoffland

								Totals From Below: 434,155						0 6,148.0		9,393	
Date MM/DD/YYYY	Time hh/mm	Wellhead Data			Separator				Gas Production		Fluid Production			Cumulative Prod		Frac Water	
		Tubing Press Psig	Casing Press Psig	Choke Size Ins.	Static Press. Psig	Diff. INS. H2O	Temp °F	Gas %	Approx. Flowrate MMCF/D	Cum. Volume MMCF	Cond. Prod. BO	Tank Gauge In H2O	Water Prod. BW	Cond. Prod. BO	Water Prod. BW	Pumped (1) BW	Yet To Recover BW
	15:00	1,300	1,650	20					2,062	190,491			13.0	0	4867.0		8,789
	16:00	1,300	1,650	20					2,124	192,615			13.0	0	4880.0		8,776
	17:00	1,300	1,650	20					2,054	194,669			15.0	0	4895.0		8,761
	18:00	1,300	1,650	20					2,010	196,679			15.0	0	4910.0		8,746
	19:00	1,300	1,600	20					2,055	198,734			13.0	0	4923.0		8,733
	20:00	1,300	1,550	20					2,160	200,894			13.0	0	4936.0		8,720
	21:00	1,300	1,500	20					2,091	202,985			13.0	0	4949.0		8,707
	22:00	1,300	1,500	20					2,059	205,044			15.0	0	4964.0		8,692
	23:00	1,275	1,500	20					2,045	207,089			12.0	0	4976.0		8,680
11/02/07	0:00	1,275	1,500	20					2,120	209,209			15.0	0	4991.0		8,665
	1:00	1,275	1,500	20					2,085	211,294			13.0	0	5004.0		8,652
	2:00	1,275	1,500	20					2,106	213,400			12.0	0	5016.0		8,640
	3:00	1,275	1,500	20					2,109	215,509			12.0	0	5028.0		8,628
	4:00	1,275	1,475	20					2,178	217,687			13.0	0	5041.0		8,615
	5:00	1,275	1,475	20					2,170	219,857			15.0	0	5056.0		8,600
	6:00	1,275	1,475	20					2,147	222,004			12.0	0	5068.0		8,588
	7:00	1,275	1,475	20					2,122	224,126			15.0	0	5083.0		8,573
	8:00	1,275	1,475	20					2,131	226,257			15.0	0	5098.0		8,558
	9:00	1,275	1,475	20					2,145	228,402			12.0	0	5110.0		8,546
	10:00	1,275	1,475	20					2,133	230,535			15.0	0	5125.0		8,531
	11:00	1,275	1,475	20					2,151	232,686			17.0	0	5142.0		8,514
	12:00	1,275	1,475	20					2,170	234,856			13.0	0	5155.0		8,501
	13:00	1,275	1,475	20					2,144	237,000			13.0	0	5168.0		8,488
	14:00	1,275	1,500	20					2,132	239,132			15.0	0	5183.0		8,473
	15:00	1,275	1,600	20					2,121	241,253			15.0	0	5198.0		8,458
	16:00	1,275	1,600	20					2,116	243,369			15.0	0	5213.0		8,443
	17:00	1,275	1,600	20					2,108	245,477			12.0	0	5225.0		8,431
	18:00	1,275	1,600	20					2,121	247,598			12.0	0	5237.0		8,419
	19:00	1,275	1,600	20					2,223	249,821			15.0	0	5252.0		8,404
	20:00	1,300	1,600	20					2,251	252,072			13.0	0	5265.0		8,391
	21:00	1,300	1,600	20					2,227	254,299			17.0	0	5282.0		8,374
	22:00	1,275	1,575	20					2,291	256,590			15.0	0	5297.0		8,359
	23:00	1,300	1,575	20					2,149	258,739			15.0	0	5312.0		8,344
11/03/07	0:00	1,300	1,575	20					2,172	260,911			13.0	0	5325.0		8,331
	1:00	1,300	1,575	20					2,120	263,031			13.0	0	5338.0		8,318
	2:00	1,275	1,575	20					2,103	265,134			17.0	0	5355.0		8,301
	3:00	1,275	1,550	20					2,082	267,216			15.0	0	5370.0		8,286
	4:00	1,275	1,550	20					2,152	269,368			12.0	0	5382.0		8,274
	5:00	1,275	1,525	20					2,090	271,458			17.0	0	5399.0		8,257
	6:00	1,275	1,525	20					2,077	273,535			13.0	0	5412.0		8,244
	7:00	1,275	1,525	20					2,134	275,669			15.0	0	5427.0		8,229
	8:00	1,275	1,525	20					2,205	277,874			15.0	0	5442.0		8,214
	9:00	1,275	1,525	20					2,149	280,023			12.0	0	5454.0		8,202
	10:00	1,275	1,525	20					2,232	282,255			15.0	0	5469.0		8,187
	11:00	1,275	1,550	20					2,240	284,495			15.0	0	5484.0		8,172
	12:00	1,275	1,550	20					2,177	286,672			13.0	0	5497.0		8,159
	13:00	1,300	1,550	20					2,195	288,867			15.0	0	5512.0		8,144
	14:00	1,300	1,550	20					2,270	291,137			12.0	0	5524.0		8,132
	15:00	1,300	1,550	20					2,118	293,255			12.0	0	5536.0		8,120

Flowback by
Supervisor
Operators
Location Phn#

Cardinal Flow Testing
Alan Tayrien
Joshua Hall
979-218-6488

Well Name
Operator
Representative

WGV 21-23-697
Williams
Keith Hoffland

								Totals From Below: 434,155						0 6,148.0		9,393	
Date MM/DD/YYYY	Time hh/mm	Wellhead Data			Separator				Gas Production		Fluid Production			Cumulative Prod		Frac Water	
		Tubing Press Psig	Casing Press Psig	Choke Size Ins.	Static Press. Psig	Diff. INS. H2O	Temp °F	Gas %	Approx. Flowrate MMCF/D	Cum. Volume MMCF	Cond. Prod. BO	Tank Gauge In H2O	Water Prod. BW	Cond. Prod. BO	Water Prod. BW	Pumped (1) BW	Yet To Recover BW
	16:00	1,300	1,550	20				2,120	295,375			10.0	0	5546.0		8,110	
	17:00	1,275	1,550	20				2,272	297,647			13.0	0	5559.0		8,097	
	18:00	1,275	1,550	20				2,298	299,945			10.0	0	5569.0		8,087	
	19:00	1,275	1,550	20				2,363	302,308			12.0	0	5581.0		8,075	
	20:00	1,275	1,550	20				2,327	304,635			12.0	0	5593.0		8,063	
	21:00	1,300	1,550	20				2,358	306,993			10.0	0	5603.0		8,053	
	22:00	1,300	1,525	20				2,297	309,290			10.0	0	5613.0		8,043	
	23:00	1,300	1,525	20				2,344	311,634			12.0	0	5625.0		8,031	
11/04/07	0:00	1,300	1,525	20				2,350	313,984			13.0	0	5638.0		8,018	
	1:00	1,300	1,525	20				2,350	316,334			10.0	0	5648.0		8,008	
	2:00	1,300	1,525	20				2,240	318,574			13.0	0	5661.0		7,995	
	3:00	1,300	1,525	20				2,197	320,771			12.0	0	5673.0		7,983	
	4:00	1,300	1,525	20				2,173	322,944			12.0	0	5685.0		7,971	
	5:00	1,300	1,525	20				2,120	325,064			13.0	0	5698.0		7,958	
	6:00	1,300	1,525	20				2,115	327,179			10.0	0	5708.0		7,948	
	7:00	1,300	1,525	20				2,286	329,465			10.0	0	5718.0		7,938	
	8:00	1,300	1,525	20				2,304	331,769			10.0	0	5728.0		7,928	
	9:00	1,300	1,500	20				2,202	333,971			12.0	0	5740.0		7,916	
	10:00	1,300	1,500	20				2,187	336,158			12.0	0	5752.0		7,904	
	11:00	1,275	1,500	20				2,092	338,250			10.0	0	5762.0		7,894	
	12:00	1,275	1,500	20				2,213	340,463			8.0	0	5770.0		7,886	
	13:00	1,275	1,500	20				2,164	342,627			12.0	0	5782.0		7,874	
	14:00	1,275	1,500	20				2,231	344,858			8.0	0	5790.0		7,866	
	15:00	1,250	1,500	20				2,269	347,127			10.0	0	5800.0		7,856	
	16:00	1,250	1,500	20				2,336	349,463			10.0	0	5810.0		7,846	
	17:00	1,250	1,500	20				2,228	351,691			12.0	0	5822.0		7,834	
	18:00	1,250	1,500	20				2,440	354,131			8.0	0	5830.0		7,826	
	19:00	1,250	1,500	20				2,316	356,447			12.0	0	5842.0		7,814	
	20:00	1,250	1,500	20				2,257	358,704			13.0	0	5855.0		7,801	
	21:00	1,250	1,500	20				2,288	360,992			10.0	0	5865.0		7,791	
	22:00	1,250	1,500	20				2,168	363,160			10.0	0	5875.0		7,781	
	23:00	1,250	1,500	20				2,141	365,301			8.0	0	5883.0		7,773	
11/05/07	0:00	1,250	1,475	20				2,080	367,381			10.0	0	5893.0		7,763	
	1:00	1,250	1,475	20				2,185	369,566			12.0	0	5905.0		7,751	
	2:00	1,250	1,475	20				2,210	371,776			8.0	0	5913.0		7,743	
	3:00	1,250	1,475	20				2,186	373,962			10.0	0	5923.0		7,733	
	4:00	1,250	1,475	20				2,028	375,990			12.0	0	5935.0		7,721	
	5:00	1,250	1,475	20				2,175	378,165			10.0	0	5945.0		7,711	
	6:00	1,250	1,475	20				2,106	380,271			10.0	0	5955.0		7,701	
	7:00	1,250	1,475	20				2,078	382,349			10.0	0	5965.0		7,691	
	8:00	1,250	1,475	20				2,182	384,531			10.0	0	5975.0		7,681	
	9:00	1,250	1,475	20				2,118	386,649			7.0	0	5982.0		7,674	
	10:00	1,250	1,475	20				2,170	388,819			7.0	0	5989.0		7,667	
	11:00	1,250	1,475	20				2,093	390,912			10.0	0	5999.0		7,657	
	12:00	1,250	1,475	20				2,346	393,258			7.0	0	6006.0		7,650	
	13:00	1,250	1,475	20				2,354	395,612			8.0	0	6014.0		7,642	
	14:00	1,250	1,475	20				1,964	397,576			8.0	0	6022.0		7,634	
	15:00	1,250	1,475	20				2,251	399,827			10.0	0	6032.0		7,624	
	16:00	1,250	1,475	20				2,280	402,107			7.0	0	6039.0		7,617	

Flowback by
Supervisor
Operators
Location Phn#

Cardinal Flow Testing
Alan Tayrien
Joshua Hall
979-218-6488

Well Name
Operator
Representative

WGV 21-23-697
Williams
Keith Hoffland

									Totals From Below: 434,155						0 6,148.0		9,393	
Date MM/DD/YYYY	Time hh/mm	Wellhead Data			Separator				Gas Production		Fluid Production			Cumulative Prod		Frac Water		
		Tubing Press Psig	Casing Press Psig	Choke Size Ins.	Static Press. Psig	Diff. INS. H2O	Temp °F	Gas %	Approx. Flowrate MMCF/D	Cum. Volume MMCF	Cond. Prod. BO	Tank Gauge In H2O	Water Prod. BW	Cond. Prod. BO	Water Prod. BW	Pumped (1) BW	Yet To Recover BW	
	17:00	1,225	1,450	20					2,410	404,517			8.0	0	6047.0		7,609	
	18:00	1,225	1,450	20					2,463	406,980			8.0	0	6055.0		7,601	
	19:00	1,225	1,450	20					2,204	409,184			7.0	0	6062.0		7,594	
	20:00	1,225	1,450	20					2,231	411,415			8.0	0	6070.0		7,586	
	21:00	1,225	1,450	20					2,207	413,622			8.0	0	6078.0		7,578	
	22:00	1,225	1,450	20					2,012	415,634			7.0	0	6085.0		7,571	
	23:00	1,225	1,450	20					2,055	417,689			8.0	0	6093.0		7,563	
11/06/07	0:00	1,225	1,450	20					2,172	419,861			10.0	0	6103.0		7,553	
	1:00	1,225	1,450	20					2,315	422,176			7.0	0	6110.0		7,546	
	2:00	1,225	1,450	20					2,298	424,474			8.0	0	6118.0		7,538	
	3:00	1,225	1,450	20					2,408	426,882			7.0	0	6125.0		7,531	
	4:00	1,225	1,450	20					2,386	429,268			8.0	0	6133.0		7,523	
	5:00	1,225	1,450	20					2,546	431,814			8.0	0	6141.0		7,515	
	6:00	1,225	1,450	20					2,341	434,155			7.0	0	6148.0		7,508	
	7:00									434,155			0.0	0	6148.0		7,508	
	8:00									434,155			0.0	0	6148.0		7,508	
	9:00									434,155			0.0	0	6148.0		7,508	
	10:00									434,155			0.0	0	6148.0		7,508	
	11:00									434,155			0.0	0	6148.0		7,508	
	12:00									434,155			0.0	0	6148.0		7,508	
	13:00									434,155			0.0	0	6148.0		7,508	
	14:00									434,155			0.0	0	6148.0		7,508	
	15:00									434,155			0.0	0	6148.0		7,508	
	16:00									434,155			0.0	0	6148.0		7,508	
	17:00									434,155			0.0	0	6148.0		7,508	
	18:00									434,155			0.0	0	6148.0		7,508	
	19:00									434,155			0.0	0	6148.0		7,508	
	20:00									434,155			0.0	0	6148.0		7,508	
	21:00									434,155			0.0	0	6148.0		7,508	
	22:00									434,155			0.0	0	6148.0		7,508	
	23:00									434,155			0.0	0	6148.0		7,508	
11/07/07	0:00									434,155			0.0	0	6148.0		7,508	
	1:00									434,155			0.0	0	6148.0		7,508	
	2:00									434,155			0.0	0	6148.0		7,508	
	3:00									434,155			0.0	0	6148.0		7,508	
	4:00									434,155			0.0	0	6148.0		7,508	
	5:00									434,155			0.0	0	6148.0		7,508	
	6:00									434,155			0.0	0	6148.0		7,508	
	7:00									434,155			0.0	0	6148.0		7,508	
	8:00									434,155			0.0	0	6148.0		7,508	
	9:00									434,155			0.0	0	6148.0		7,508	
	10:00									434,155			0.0	0	6148.0		7,508	
	11:00									434,155			0.0	0	6148.0		7,508	
	12:00									434,155			0.0	0	6148.0		7,508	
	13:00									434,155			0.0	0	6148.0		7,508	
	14:00									434,155			0.0	0	6148.0		7,508	
	15:00									434,155			0.0	0	6148.0		7,508	
	16:00									434,155			0.0	0	6148.0		7,508	
	17:00									434,155			0.0	0	6148.0		7,508	

Flowback by **Cardinal Flow Testing**
Supervisor **Alan Tayrien**
Operators **Joshua Hall**
Location Phn# **979-218-6488**

Well Name **WGV 21-23-697**
Operator **Williams**
Representative **Keith Hoffland**

								Totals From Below: 434,155						0 6,148.0		9,393	
Date	Time	Wellhead Data			Separator				Gas Production		Fluid Production			Cumulative Prod		Frac Water	
MM/DD/YYYY	hh/mm	Tubing Press Psig	Casing Press Psig	Choke Size Ins.	Static Press. Psig	Diff. INS. H2O	Temp °F	Gas %	Approx. Flowrate MMCF/D	Cum. Volume MMCF	Cond. Prod. BO	Tank Gauge In H2O	Water Prod. BW	Cond. Prod. BO	Water Prod. BW	Pumped (1) BW	Yet To Recover BW
	18:00									434,155			0.0	0	6148.0		7,508
	19:00									434,155			0.0	0	6148.0		7,508
	20:00									434,155			0.0	0	6148.0		7,508
	21:00									434,155			0.0	0	6148.0		7,508
	22:00									434,155			0.0	0	6148.0		7,508
	23:00									434,155			0.0	0	6148.0		7,508

Flowback by
Supervisor
Operators
Location Phn#

Cardinal Flow Testing
Alan Tayrien
Joshua Hall
979-218-6488

Well Name
Operator
Representative

WGV 21-23-697
Williams
Keith Hoffland

								Totals From Below: 445,438						0 6,187.0		9,393	
Date MM/DD/YYYY	Time hh/mm	Wellhead Data			Separator				Gas Production		Fluid Production			Cumulative Prod		Frac Water	
		Tubing Press Psig	Casing Press Psig	Choke Size Ins.	Static Press. Psig	Diff. INS. H2O	Temp °F	Gas %	Approx. Flowrate MMCF/D	Cum. Volume MMCF	Cond. Prod. BO	Tank Gauge In H2O	Water Prod. BW	Cond. Prod. BO	Water Prod. BW	Pumped (1) BW	Yet To Recover BW
10/18/07	7:00								0			0.0	0	0.0		0	
	8:00								0			0.0	0	0.0		0	
	9:00								0			0.0	0	0.0		0	
	10:00								0			0.0	0	0.0		0	
	11:00								0			0.0	0	0.0		0	
	12:00								0			0.0	0	0.0		0	
	13:00								0			0.0	0	0.0		0	
	14:00								0			0.0	0	0.0		0	
	15:00								0			0.0	0	0.0		0	
	16:00		650	24					0			0.0	0	0.0	4,263	4,263	
	17:00		475	24					0			75.0	0	75.0		4,188	
	18:00		400	24					0			60.0	0	135.0		4,128	
	19:00		375	24					0			40.0	0	175.0		4,088	
	20:00		350	24					0			30.0	0	205.0		4,058	
	21:00		250	32					0			30.0	0	235.0		4,028	
	22:00		225	32					0			20.0	0	255.0		4,008	
	23:00		200	48					0			20.0	0	275.0		3,988	
10/19/07	0:00		150	48					0			20.0	0	295.0		3,968	
	1:00		100	48					0			20.0	0	315.0		3,948	
	2:00		100	48					0			10.0	0	325.0		3,938	
	3:00		100	48					0			10.0	0	335.0		3,928	
	4:00		75	48					0			10.0	0	345.0		3,918	
	5:00		50	48					0			10.0	0	355.0		3,908	
	6:00		50	48					0			10.0	0	365.0		3,898	
	7:00								0			0.0	0	365.0		3,898	
	8:00								0			0.0	0	365.0		3,898	
	9:00								0			0.0	0	365.0		3,898	
	10:00								0			0.0	0	365.0		3,898	
	11:00								0			0.0	0	365.0		3,898	
	12:00								0			0.0	0	365.0		3,898	
	13:00								0			0.0	0	365.0		3,898	
	14:00								0			0.0	0	365.0		3,898	
	15:00								0			0.0	0	365.0		3,898	
	16:00								0			0.0	0	365.0		3,898	
	17:00								0			0.0	0	365.0	9,393	13,291	
	18:00		0	48					0			0.0	0	365.0		13,291	
	19:00		0	48					0			0.0	0	365.0		13,291	
	20:00		0	48					0			0.0	0	365.0		13,291	
	21:00		0	48					0			0.0	0	365.0		13,291	
	22:00		0	48					0			0.0	0	365.0		13,291	
	23:00		0	48					0			0.0	0	365.0		13,291	
10/20/07	0:00		0	48					0			0.0	0	365.0		13,291	
	1:00		0	48					0			0.0	0	365.0		13,291	
	2:00		0	48					0			0.0	0	365.0		13,291	
	3:00		0	48					0			0.0	0	365.0		13,291	
	4:00		0	48					0			0.0	0	365.0		13,291	
	5:00		0	48					0			0.0	0	365.0		13,291	
	6:00		0	48					0			0.0	0	365.0		13,291	
	7:00		0	48					0			0.0	0	365.0		13,291	
	8:00		0	48					0			0.0	0	365.0		13,291	

Flowback by
Supervisor
Operators
Location Phn#

Cardinal Flow Testing
Alan Tayrien
Joshua Hall
979-218-6488

Well Name
Operator
Representative

WGV 21-23-697
Williams
Keith Hoffland

								Totals From Below: 445,438						0 6,187.0		9,393	
Date MM/DD/YYYY	Time hh/mm	Wellhead Data			Separator				Gas Production		Fluid Production			Cumulative Prod		Frac Water	
		Tubing Press Psig	Casing Press Psig	Choke Size Ins.	Static Press. Psig	Diff. INS. H2O	Temp °F	Gas %	Approx. Flowrate MMCF/D	Cum. Volume MMCF	Cond. Prod. BO	Tank Gauge In H2O	Water Prod. BW	Cond. Prod. BO	Water Prod. BW	Pumped (1) BW	Yet To Recover BW
	9:00		0	48					0			0.0	0	365.0		13,291	
	10:00		0	48					0			0.0	0	365.0		13,291	
	11:00		0	48					0			0.0	0	365.0		13,291	
	12:00		0	48					0			0.0	0	365.0		13,291	
	13:00		0	48					0			0.0	0	365.0		13,291	
	14:00		0	48					0			0.0	0	365.0		13,291	
	15:00		0	48					0			0.0	0	365.0		13,291	
	16:00		0	48					0			0.0	0	365.0		13,291	
	17:00		0	48					0			0.0	0	365.0		13,291	
	18:00		0	48					0			0.0	0	365.0		13,291	
	19:00		0	48					0			0.0	0	365.0		13,291	
	20:00		0	48					0			0.0	0	365.0		13,291	
	21:00		0	48					0			0.0	0	365.0		13,291	
	22:00		0	48					0			0.0	0	365.0		13,291	
	23:00		0	48					0			0.0	0	365.0		13,291	
10/21/07	0:00		0	48					0			0.0	0	365.0		13,291	
	1:00		0	48					0			0.0	0	365.0		13,291	
	2:00		0	48					0			0.0	0	365.0		13,291	
	3:00		0	48					0			0.0	0	365.0		13,291	
	4:00		0	48					0			0.0	0	365.0		13,291	
	5:00		0	48					0			0.0	0	365.0		13,291	
	6:00		0	48					0			0.0	0	365.0		13,291	
	7:00		0	48					0			0.0	0	365.0		13,291	
	8:00		0	48					0			0.0	0	365.0		13,291	
	9:00		0	48					0			0.0	0	365.0		13,291	
	10:00		0	48					0			0.0	0	365.0		13,291	
	11:00		0	48					0			0.0	0	365.0		13,291	
	12:00		0	48					0			0.0	0	365.0		13,291	
	13:00		0	48					0			0.0	0	365.0		13,291	
	14:00		0	48					0			0.0	0	365.0		13,291	
	15:00		0	48					0			0.0	0	365.0		13,291	
	16:00		0	48					0			0.0	0	365.0		13,291	
	17:00		0	48					0			0.0	0	365.0		13,291	
	18:00		0	48					0			0.0	0	365.0		13,291	
	19:00		0	48					0			0.0	0	365.0		13,291	
	20:00		0	48					0			0.0	0	365.0		13,291	
	21:00		0	48					0			0.0	0	365.0		13,291	
	22:00		0	48					0			0.0	0	365.0		13,291	
	23:00		0	48					0			0.0	0	365.0		13,291	
10/22/07	0:00		0	48					0			0.0	0	365.0		13,291	
	1:00		0	48					0			0.0	0	365.0		13,291	
	2:00		0	48					0			0.0	0	365.0		13,291	
	3:00		0	48					0			0.0	0	365.0		13,291	
	4:00		0	48					0			0.0	0	365.0		13,291	
	5:00		0	48					0			0.0	0	365.0		13,291	
	6:00		0	48					0			0.0	0	365.0		13,291	
	7:00		0	48					0			0.0	0	365.0		13,291	
	8:00								0			0.0	0	365.0		13,291	
	9:00								0			0.0	0	365.0		13,291	

Flowback by
Supervisor
Operators
Location Phn#

Cardinal Flow Testing
Alan Tayrien
Joshua Hall
979-218-6488

Well Name
Operator
Representative

WGV 21-23-697
Williams
Keith Hoffland

		Totals From Below: 445,438											0 6,187.0		9,393		
Date MM/DD/YYYY	Time hh/mm	Wellhead Data			Separator				Gas Production		Fluid Production			Cumulative Prod		Frac Water	
		Tubing Press Psig	Casing Press Psig	Choke Size Ins.	Static Press. Psig	Diff. INS. H2O	Temp °F	Gas %	Approx. Flowrate MMCF/D	Cum. Volume MMCF	Cond. Prod. BO	Tank Gauge In H2O	Water Prod. BW	Cond. Prod. BO	Water Prod. BW	Pumped (1) BW	Yet To Recover BW
	10:00								0			0.0	0	365.0		13,291	
	11:00								0			0.0	0	365.0		13,291	
	12:00								0			0.0	0	365.0		13,291	
	13:00								0			0.0	0	365.0		13,291	
	14:00								0			0.0	0	365.0		13,291	
	15:00								0			0.0	0	365.0		13,291	
	16:00								0			0.0	0	365.0		13,291	
	17:00								0			0.0	0	365.0		13,291	
	18:00								0			0.0	0	365.0		13,291	
	19:00								0			0.0	0	365.0		13,291	
	20:00								0			0.0	0	365.0		13,291	
	21:00								0			0.0	0	365.0		13,291	
	22:00								0			0.0	0	365.0		13,291	
	23:00								0			0.0	0	365.0		13,291	
10/23/07	0:00								0			0.0	0	365.0		13,291	
	1:00								0			0.0	0	365.0		13,291	
	2:00								0			0.0	0	365.0		13,291	
	3:00								0			0.0	0	365.0		13,291	
	4:00								0			0.0	0	365.0		13,291	
	5:00								0			0.0	0	365.0		13,291	
	6:00								0			0.0	0	365.0		13,291	
	7:00								0			0.0	0	365.0		13,291	
	8:00								0			0.0	0	365.0		13,291	
	9:00								0			0.0	0	365.0		13,291	
	10:00								0			0.0	0	365.0		13,291	
	11:00								0			0.0	0	365.0		13,291	
	12:00								0			0.0	0	365.0		13,291	
	13:00								0			0.0	0	365.0		13,291	
	14:00								0			0.0	0	365.0		13,291	
	15:00								0			0.0	0	365.0		13,291	
	16:00		325	32					0			0.0	0	365.0		13,291	
	17:00		250	32					0			50.0	0	415.0		13,241	
	18:00		200	32					0			40.0	0	455.0		13,201	
	19:00		25	48					0			20.0	0	475.0		13,181	
	20:00		25	48					0			10.0	0	485.0		13,171	
	21:00		0	48					0			0.0	0	485.0		13,171	
	22:00		0	48					0			0.0	0	485.0		13,171	
	23:00		0	48					0			0.0	0	485.0		13,171	
10/24/07	0:00		0	48					0			0.0	0	485.0		13,171	
	1:00		0	48					0			0.0	0	485.0		13,171	
	2:00		0	48					0			0.0	0	485.0		13,171	
	3:00		0	48					0			0.0	0	485.0		13,171	
	4:00		0	48					0			0.0	0	485.0		13,171	
	5:00		0	48					0			0.0	0	485.0		13,171	
	6:00		0	48					0			0.0	0	485.0		13,171	
	7:00		0	48					0			0.0	0	485.0		13,171	
	8:00								0			0.0	0	485.0		13,171	
	9:00								0			0.0	0	485.0		13,171	
	10:00								0			0.0	0	485.0		13,171	

Flowback by
Supervisor
Operators
Location Phn#

Cardinal Flow Testing
Alan Tayrien
Joshua Hall
979-218-6488

Well Name
Operator
Representative

WGV 21-23-697
Williams
Keith Hoffland

								Totals From Below: 445,438						0 6,187.0		9,393	
Date MM/DD/YYYY	Time hh/mm	Wellhead Data			Separator				Gas Production		Fluid Production			Cumulative Prod		Frac Water	
		Tubing Press Psig	Casing Press Psig	Choke Size Ins.	Static Press. Psig	Diff. INS. H2O	Temp °F	Gas %	Approx. Flowrate MMCF/D	Cum. Volume MMCF	Cond. Prod. BO	Tank Gauge In H2O	Water Prod. BW	Cond. Prod. BO	Water Prod. BW	Pumped (1) BW	Yet To Recover BW
	11:00								0				0.0	0	485.0		13,171
	12:00								0				0.0	0	485.0		13,171
	13:00								0				0.0	0	485.0		13,171
	14:00								0				0.0	0	485.0		13,171
	15:00								0				0.0	0	485.0		13,171
	16:00								0				0.0	0	485.0		13,171
	17:00								0				0.0	0	485.0		13,171
	18:00		375	32					0				0.0	0	485.0		13,171
	19:00		50	32					0				60.0	0	545.0		13,111
	20:00		50	48					0				40.0	0	585.0		13,071
	21:00		50	48					0				20.0	0	605.0		13,051
	22:00		50	48					0				20.0	0	625.0		13,031
	23:00		50	48					0				20.0	0	645.0		13,011
10/25/07	0:00		150	48					0				50.0	0	695.0		12,961
	1:00		150	48					0				60.0	0	755.0		12,901
	2:00		225	32					0				60.0	0	815.0		12,841
	3:00		225	32					0				70.0	0	885.0		12,771
	4:00		250	32					0				50.0	0	935.0		12,721
	5:00		300	32					0				60.0	0	995.0		12,661
	6:00		300	32					0				60.0	0	1055.0		12,601
	7:00								0				0.0	0	1055.0		12,601
	8:00								0				0.0	0	1055.0		12,601
	9:00								0				0.0	0	1055.0		12,601
	10:00								0				0.0	0	1055.0		12,601
	11:00								0				0.0	0	1055.0		12,601
	12:00								0				0.0	0	1055.0		12,601
	13:00								0				0.0	0	1055.0		12,601
	14:00								0				0.0	0	1055.0		12,601
	15:00	0	400	48					0				0.0	0	1055.0		12,601
	16:00	0	200	48					0				0.0	0	1055.0		12,601
	17:00	0	25	48					0				0.0	0	1055.0		12,601
	18:00	0	100	48					0				15.0	0	1070.0		12,586
	19:00	0	100	48					0				20.0	0	1090.0		12,566
	20:00	25	100	48					0				20.0	0	1110.0		12,546
	21:00	25	50	48					0				10.0	0	1120.0		12,536
	22:00	150	50	48					0				10.0	0	1130.0		12,526
	23:00	250	50	48					0				10.0	0	1140.0		12,516
10/26/07	0:00	250	150	32					0				30.0	0	1170.0		12,486
	1:00	300	375	32					0				40.0	0	1210.0		12,446
	2:00	325	450	32					0				40.0	0	1250.0		12,406
	3:00	300	600	32					0				50.0	0	1300.0		12,356
	4:00	250	600	32					0				50.0	0	1350.0		12,306
	5:00	300	600	32					0				50.0	0	1400.0		12,256
	6:00	300	600	32					0				50.0	0	1450.0		12,206
	7:00	400	700	32					0				40.0	0	1490.0		12,166
	8:00	600	850	32					0				30.0	0	1520.0		12,136
	9:00	650	1,000	32					0				30.0	0	1550.0		12,106
	10:00	800	1,100	24					0				30.0	0	1580.0		12,076
	11:00	700	1,200	24					0				40.0	0	1620.0		12,036

Flowback by
Supervisor
Operators
Location Phn#

Cardinal Flow Testing
Alan Tayrien
Joshua Hall
979-218-6488

Well Name
Operator
Representative

WGV 21-23-697
Williams
Keith Hoffland

Totals From Below: 445,438																	
		0			6,187.0			9,393									
Date	Time	Wellhead Data			Separator				Gas Production		Fluid Production			Cumulative Prod		Frac Water	
		Tubing Press Psig	Casing Press Psig	Choke Size Ins.	Static Press. Psig	Diff. INS. H2O	Temp °F	Gas %	Approx. Flowrate MMCF/D	Cum. Volume MMCF	Cond. Prod. BO	Tank Gauge In H2O	Water Prod. BW	Cond. Prod. BO	Water Prod. BW	Pumped (1) BW	Yet To Recover BW
	12:00	600	1,250	24						0			40.0	0	1660.0		11,996
	13:00	425	1,300	24						0			50.0	0	1710.0		11,946
	14:00	500	1,400	32						0			50.0	0	1760.0		11,896
	15:00	450	1,450	32						0			40.0	0	1800.0		11,856
	16:00	575	1,500	32						0			40.0	0	1840.0		11,816
	17:00	650	1,600	32						0			60.0	0	1900.0		11,756
	18:00	650	1,650	32						0			50.0	0	1950.0		11,706
	19:00	650	1,700	32						0			60.0	0	2010.0		11,646
	20:00	850	1,775	24						0			40.0	0	2050.0		11,606
	21:00	1,025	1,775	24						0			40.0	0	2090.0		11,566
	22:00	900	1,800	24						0			30.0	0	2120.0		11,536
	23:00	750	1,800	24						0			30.0	0	2150.0		11,506
10/27/07	0:00	800	1,850	24						0			35.0	0	2185.0		11,471
	1:00	725	1,875	24						0			30.0	0	2215.0		11,441
	2:00	900	1,875	24						0			35.0	0	2250.0		11,406
	3:00	900	1,875	24						0			35.0	0	2285.0		11,371
	4:00	900	1,900	24						0			30.0	0	2315.0		11,341
	5:00	1,000	1,900	24						0			30.0	0	2345.0		11,311
	6:00	1,000	1,900	24						0			30.0	0	2375.0		11,281
	7:00	1,000	1,925	24						0			40.0	0	2415.0		11,241
	8:00	1,000	1,925	24						0			40.0	0	2455.0		11,201
	9:00	1,000	1,925	24						0			35.0	0	2490.0		11,166
	10:00	1,000	1,925	24						0			45.0	0	2535.0		11,121
	11:00	1,000	1,925	20						0			40.0	0	2575.0		11,081
	12:00	1,025	1,925	20						0			35.0	0	2610.0		11,046
	13:00	1,100	1,925	20						0			30.0	0	2640.0		11,016
	14:00	1,100	1,925	20						0			30.0	0	2670.0		10,986
	15:00	1,125	1,925	20						0			35.0	0	2705.0		10,951
	16:00	1,125	1,925	20						0			30.0	0	2735.0		10,921
	17:00	1,125	1,925	20					789	789			30.0	0	2765.0		10,891
	18:00	1,125	1,950	20					790	1,579			35.0	0	2800.0		10,856
	19:00	1,125	1,950	20					1,024	2,603			30.0	0	2830.0		10,826
	20:00	1,150	1,950	20					1,021	3,624			30.0	0	2860.0		10,796
	21:00	1,150	1,950	20					1,079	4,703			30.0	0	2890.0		10,766
	22:00	1,175	1,950	20					1,091	5,794			30.0	0	2920.0		10,736
	23:00	1,175	1,950	20					1,087	6,881			27.0	0	2947.0		10,709
10/28/07	0:00	1,175	1,950	20					1,090	7,971			30.0	0	2977.0		10,679
	1:00	1,150	1,925	20					1,103	9,074			27.0	0	3004.0		10,652
	2:00	1,150	1,925	20					1,129	10,203			27.0	0	3031.0		10,625
	3:00	1,150	1,925	20					1,121	11,324			30.0	0	3061.0		10,595
	4:00	1,125	1,925	20					1,239	12,563			25.0	0	3086.0		10,570
	5:00	1,125	1,925	20					1,176	13,739			27.0	0	3113.0		10,543
	6:00	1,125	1,925	20					1,181	14,920			30.0	0	3143.0		10,513
	7:00	1,175	1,925	20					1,211	16,131			27.0	0	3170.0		10,486
	8:00	1,150	1,925	20					1,203	17,334			25.0	0	3195.0		10,461
	9:00	1,175	1,925	20					1,216	18,550			25.0	0	3220.0		10,436
	10:00	1,175	1,925	20					1,277	19,827			25.0	0	3245.0		10,411
	11:00	1,150	1,925	20					1,233	21,060			27.0	0	3272.0		10,384
	12:00	1,150	1,925	20					1,251	22,311			22.0	0	3294.0		10,362

Flowback by
Supervisor
Operators
Location Phn#

Cardinal Flow Testing
Alan Tayrien
Joshua Hall
979-218-6488

Well Name
Operator
Representative

WGV 21-23-697
Williams
Keith Hoffland

		Totals From Below: 445,438											0 6,187.0		9,393		
Date MM/DD/YYYY	Time hh/mm	Wellhead Data			Separator				Gas Production		Fluid Production			Cumulative Prod		Frac Water	
		Tubing Press Psig	Casing Press Psig	Choke Size Ins.	Static Press. Psig	Diff. INS. H2O	Temp °F	Gas %	Approx. Flowrate MMCF/D	Cum. Volume MMCF	Cond. Prod. BO	Tank Gauge In H2O	Water Prod. BW	Cond. Prod. BO	Water Prod. BW	Pumped (1) BW	Yet To Recover BW
	13:00	1,200	1,900	20					1,290	23,601			20.0	0	3314.0		10,342
	14:00	1,200	1,900	20					1,289	24,890			25.0	0	3339.0		10,317
	15:00	1,175	1,900	20					1,299	26,189			20.0	0	3359.0		10,297
	16:00	1,150	1,900	20					1,281	27,470			20.0	0	3379.0		10,277
	17:00	1,150	1,900	20					1,299	28,769			17.0	0	3396.0		10,260
	18:00	1,175	1,900	20					1,331	30,100			20.0	0	3416.0		10,240
	19:00	1,200	1,900	20					1,337	31,437			15.0	0	3431.0		10,225
	20:00	1,200	1,900	20					1,351	32,788			17.0	0	3448.0		10,208
	21:00	1,175	1,900	20					1,370	34,158			20.0	0	3468.0		10,188
	22:00	1,200	1,900	20					1,377	35,535			17.0	0	3485.0		10,171
	23:00	1,200	1,900	20					1,351	36,886			17.0	0	3502.0		10,154
10/29/07	0:00	1,200	1,900	20					1,398	38,284			20.0	0	3522.0		10,134
	1:00	1,200	1,900	20					1,386	39,670			15.0	0	3537.0		10,119
	2:00	1,200	1,900	20					1,441	41,111			17.0	0	3554.0		10,102
	3:00	1,200	1,875	20					1,418	42,529			15.0	0	3569.0		10,087
	4:00	1,200	1,875	20					1,369	43,898			15.0	0	3584.0		10,072
	5:00	1,200	1,875	20					1,412	45,310			17.0	0	3601.0		10,055
	6:00	1,200	1,875	20					1,396	46,706			17.0	0	3618.0		10,038
	7:00	1,200	1,875	20					1,496	48,202			15.0	0	3633.0		10,023
	8:00	1,200	1,875	20					1,449	49,651			15.0	0	3648.0		10,008
	9:00	1,200	1,850	20					1,586	51,237			20.0	0	3668.0		9,988
	10:00	1,200	1,850	20					1,535	52,772			15.0	0	3683.0		9,973
	11:00	1,200	1,850	20					1,561	54,333			17.0	0	3700.0		9,956
	12:00	1,250	1,850	20					1,550	55,883			20.0	0	3720.0		9,936
	13:00	1,225	1,850	20					1,612	57,495			15.0	0	3735.0		9,921
	14:00	1,225	1,850	20					1,537	59,032			15.0	0	3750.0		9,906
	15:00	1,250	1,850	20					1,531	60,563			17.0	0	3767.0		9,889
	16:00	1,250	1,850	20					1,591	62,154			15.0	0	3782.0		9,874
	17:00	1,250	1,825	20					1,577	63,731			20.0	0	3802.0		9,854
	18:00	1,250	1,825	20					1,581	65,312			17.0	0	3819.0		9,837
	19:00	1,250	1,825	20					1,621	66,933			17.0	0	3836.0		9,820
	20:00	1,250	1,825	20					1,610	68,543			20.0	0	3856.0		9,800
	21:00	1,250	1,800	20					1,613	70,156			20.0	0	3876.0		9,780
	22:00	1,250	1,800	20					1,510	71,666			15.0	0	3891.0		9,765
	23:00	1,250	1,800	20					1,670	73,336			15.0	0	3906.0		9,750
10/30/07	0:00	1,250	1,800	20					1,609	74,945			15.0	0	3921.0		9,735
	1:00	1,250	1,800	20					1,694	76,639			17.0	0	3938.0		9,718
	2:00	1,250	1,800	20					1,618	78,257			15.0	0	3953.0		9,703
	3:00	1,250	1,800	20					1,640	79,897			20.0	0	3973.0		9,683
	4:00	1,250	1,800	20					1,608	81,505			15.0	0	3988.0		9,668
	5:00	1,250	1,800	20					1,683	83,188			17.0	0	4005.0		9,651
	6:00	1,250	1,800	20					1,644	84,832			17.0	0	4022.0		9,634
	7:00	1,250	1,800	20					1,692	86,524			15.0	0	4037.0		9,619
	8:00	1,250	1,800	20					1,796	88,320			15.0	0	4052.0		9,604
	9:00	1,250	1,800	20					1,731	90,051			12.0	0	4064.0		9,592
	10:00	1,250	1,800	20					1,680	91,731			17.0	0	4081.0		9,575
	11:00	1,250	1,800	20					1,650	93,381			15.0	0	4096.0		9,560
	12:00	1,250	1,800	20					1,755	95,136			15.0	0	4111.0		9,545
	13:00	1,250	1,775	20					1,689	96,825			15.0	0	4126.0		9,530

Flowback by
Supervisor
Operators
Location Phn#

Cardinal Flow Testing
Alan Tayrien
Joshua Hall
979-218-6488

Well Name
Operator
Representative

WGV 21-23-697
Williams
Keith Hoffland

		Totals From Below: 445,438											0 6,187.0		9,393		
Date MM/DD/YYYY	Time hh/mm	Wellhead Data			Separator				Gas Production		Fluid Production			Cumulative Prod		Frac Water	
		Tubing Press Psig	Casing Press Psig	Choke Size Ins.	Static Press. Psig	Diff. INS. H2O	Temp °F	Gas %	Approx. Flowrate MMCF/D	Cum. Volume MMCF	Cond. Prod. BO	Tank Gauge In H2O	Water Prod. BW	Cond. Prod. BO	Water Prod. BW	Pumped (1) BW	Yet To Recover BW
	14:00	1,250	1,775	20					1,675	98,500			17.0	0	4143.0		9,513
	15:00	1,250	1,775	20					1,662	100,162			13.0	0	4156.0		9,500
	16:00	1,250	1,775	20					1,631	101,793			17.0	0	4173.0		9,483
	17:00	1,250	1,775	20					1,734	103,527			15.0	0	4188.0		9,468
	18:00	1,250	1,775	20					1,732	105,259			12.0	0	4200.0		9,456
	19:00	1,250	1,750	20					1,779	107,038			12.0	0	4212.0		9,444
	20:00	1,250	1,750	20					1,620	108,658			17.0	0	4229.0		9,427
	21:00	1,250	1,750	20					1,763	110,421			15.0	0	4244.0		9,412
	22:00	1,250	1,750	20					1,652	112,073			17.0	0	4261.0		9,395
	23:00	1,250	1,750	20					1,809	113,882			17.0	0	4278.0		9,378
10/31/07	0:00	1,250	1,750	20					1,859	115,741			15.0	0	4293.0		9,363
	1:00	1,250	1,750	20					1,803	117,544			17.0	0	4310.0		9,346
	2:00	1,250	1,750	20					1,740	119,284			12.0	0	4322.0		9,334
	3:00	1,250	1,750	20					1,759	121,043			17.0	0	4339.0		9,317
	4:00	1,250	1,750	20					1,690	122,733			17.0	0	4356.0		9,300
	5:00	1,250	1,750	20					1,781	124,514			15.0	0	4371.0		9,285
	6:00	1,250	1,750	20					1,777	126,291			17.0	0	4388.0		9,268
	7:00	1,250	1,725	20					1,807	128,098			15.0	0	4403.0		9,253
	8:00	1,275	1,725	20					1,831	129,929			15.0	0	4418.0		9,238
	9:00	1,275	1,725	20					1,881	131,810			13.0	0	4431.0		9,225
	10:00	1,275	1,725	20					1,825	133,635			17.0	0	4448.0		9,208
	11:00	1,275	1,725	20					1,840	135,475			15.0	0	4463.0		9,193
	12:00	1,275	1,725	20					1,835	137,310			15.0	0	4478.0		9,178
	13:00	1,275	1,725	20					1,939	139,249			15.0	0	4493.0		9,163
	14:00	1,275	1,700	20					1,951	141,200			13.0	0	4506.0		9,150
	15:00	1,275	1,700	20					1,970	143,170			17.0	0	4523.0		9,133
	16:00	1,275	1,700	20					1,997	145,167			17.0	0	4540.0		9,116
	17:00	1,275	1,700	20					1,935	147,102			15.0	0	4555.0		9,101
	18:00	1,275	1,700	20					1,943	149,045			15.0	0	4570.0		9,086
	19:00	1,275	1,700	20					1,880	150,925			17.0	0	4587.0		9,069
	20:00	1,275	1,700	20					1,911	152,836			15.0	0	4602.0		9,054
	21:00	1,275	1,700	20					1,883	154,719			13.0	0	4615.0		9,041
	22:00	1,250	1,700	20					1,971	156,690			13.0	0	4628.0		9,028
	23:00	1,250	1,700	20					1,962	158,652			15.0	0	4643.0		9,013
11/01/07	0:00	1,250	1,250	20					1,906	160,558			15.0	0	4658.0		8,998
	1:00	1,250	1,700	20					1,931	162,489			15.0	0	4673.0		8,983
	2:00	1,250	1,700	20					1,912	164,401			13.0	0	4686.0		8,970
	3:00	1,275	1,700	20					1,996	166,397			15.0	0	4701.0		8,955
	4:00	1,275	1,700	20					1,968	168,365			15.0	0	4716.0		8,940
	5:00	1,275	1,675	20					1,947	170,312			17.0	0	4733.0		8,923
	6:00	1,275	1,675	20					1,903	172,215			15.0	0	4748.0		8,908
	7:00	1,275	1,675	20					1,961	174,176			12.0	0	4760.0		8,896
	8:00	1,275	1,675	20					2,000	176,176			12.0	0	4772.0		8,884
	9:00	1,275	1,675	20					2,024	178,200			13.0	0	4785.0		8,871
	10:00	1,275	1,675	20					1,989	180,189			15.0	0	4800.0		8,856
	11:00	1,275	1,650	20					2,068	182,257			12.0	0	4812.0		8,844
	12:00	1,275	1,650	20					2,051	184,308			15.0	0	4827.0		8,829
	13:00	1,300	1,650	20					2,044	186,352			15.0	0	4842.0		8,814
	14:00	1,300	1,650	20					2,077	188,429			12.0	0	4854.0		8,802

Flowback by
Supervisor
Operators
Location Phn#

Cardinal Flow Testing
Alan Tayrien
Joshua Hall
979-218-6488

Well Name
Operator
Representative

WGV 21-23-697
Williams
Keith Hoffland

								Totals From Below: 445,438						0 6,187.0		9,393	
Date MM/DD/YYYY	Time hh/mm	Wellhead Data			Separator				Gas Production		Fluid Production			Cumulative Prod		Frac Water	
		Tubing Press Psig	Casing Press Psig	Choke Size Ins.	Static Press. Psig	Diff. INS. H2O	Temp °F	Gas %	Approx. Flowrate MMCF/D	Cum. Volume MMCF	Cond. Prod. BO	Tank Gauge In H2O	Water Prod. BW	Cond. Prod. BO	Water Prod. BW	Pumped (1) BW	Yet To Recover BW
	15:00	1,300	1,650	20					2,062	190,491			13.0	0	4867.0		8,789
	16:00	1,300	1,650	20					2,124	192,615			13.0	0	4880.0		8,776
	17:00	1,300	1,650	20					2,054	194,669			15.0	0	4895.0		8,761
	18:00	1,300	1,650	20					2,010	196,679			15.0	0	4910.0		8,746
	19:00	1,300	1,600	20					2,055	198,734			13.0	0	4923.0		8,733
	20:00	1,300	1,550	20					2,160	200,894			13.0	0	4936.0		8,720
	21:00	1,300	1,500	20					2,091	202,985			13.0	0	4949.0		8,707
	22:00	1,300	1,500	20					2,059	205,044			15.0	0	4964.0		8,692
	23:00	1,275	1,500	20					2,045	207,089			12.0	0	4976.0		8,680
11/02/07	0:00	1,275	1,500	20					2,120	209,209			15.0	0	4991.0		8,665
	1:00	1,275	1,500	20					2,085	211,294			13.0	0	5004.0		8,652
	2:00	1,275	1,500	20					2,106	213,400			12.0	0	5016.0		8,640
	3:00	1,275	1,500	20					2,109	215,509			12.0	0	5028.0		8,628
	4:00	1,275	1,475	20					2,178	217,687			13.0	0	5041.0		8,615
	5:00	1,275	1,475	20					2,170	219,857			15.0	0	5056.0		8,600
	6:00	1,275	1,475	20					2,147	222,004			12.0	0	5068.0		8,588
	7:00	1,275	1,475	20					2,122	224,126			15.0	0	5083.0		8,573
	8:00	1,275	1,475	20					2,131	226,257			15.0	0	5098.0		8,558
	9:00	1,275	1,475	20					2,145	228,402			12.0	0	5110.0		8,546
	10:00	1,275	1,475	20					2,133	230,535			15.0	0	5125.0		8,531
	11:00	1,275	1,475	20					2,151	232,686			17.0	0	5142.0		8,514
	12:00	1,275	1,475	20					2,170	234,856			13.0	0	5155.0		8,501
	13:00	1,275	1,475	20					2,144	237,000			13.0	0	5168.0		8,488
	14:00	1,275	1,500	20					2,132	239,132			15.0	0	5183.0		8,473
	15:00	1,275	1,600	20					2,121	241,253			15.0	0	5198.0		8,458
	16:00	1,275	1,600	20					2,116	243,369			15.0	0	5213.0		8,443
	17:00	1,275	1,600	20					2,108	245,477			12.0	0	5225.0		8,431
	18:00	1,275	1,600	20					2,121	247,598			12.0	0	5237.0		8,419
	19:00	1,275	1,600	20					2,223	249,821			15.0	0	5252.0		8,404
	20:00	1,300	1,600	20					2,251	252,072			13.0	0	5265.0		8,391
	21:00	1,300	1,600	20					2,227	254,299			17.0	0	5282.0		8,374
	22:00	1,275	1,575	20					2,291	256,590			15.0	0	5297.0		8,359
	23:00	1,300	1,575	20					2,149	258,739			15.0	0	5312.0		8,344
11/03/07	0:00	1,300	1,575	20					2,172	260,911			13.0	0	5325.0		8,331
	1:00	1,300	1,575	20					2,120	263,031			13.0	0	5338.0		8,318
	2:00	1,275	1,575	20					2,103	265,134			17.0	0	5355.0		8,301
	3:00	1,275	1,550	20					2,082	267,216			15.0	0	5370.0		8,286
	4:00	1,275	1,550	20					2,152	269,368			12.0	0	5382.0		8,274
	5:00	1,275	1,525	20					2,090	271,458			17.0	0	5399.0		8,257
	6:00	1,275	1,525	20					2,077	273,535			13.0	0	5412.0		8,244
	7:00	1,275	1,525	20					2,134	275,669			15.0	0	5427.0		8,229
	8:00	1,275	1,525	20					2,205	277,874			15.0	0	5442.0		8,214
	9:00	1,275	1,525	20					2,149	280,023			12.0	0	5454.0		8,202
	10:00	1,275	1,525	20					2,232	282,255			15.0	0	5469.0		8,187
	11:00	1,275	1,550	20					2,240	284,495			15.0	0	5484.0		8,172
	12:00	1,275	1,550	20					2,177	286,672			13.0	0	5497.0		8,159
	13:00	1,300	1,550	20					2,195	288,867			15.0	0	5512.0		8,144
	14:00	1,300	1,550	20					2,270	291,137			12.0	0	5524.0		8,132
	15:00	1,300	1,550	20					2,118	293,255			12.0	0	5536.0		8,120

Flowback by
Supervisor
Operators
Location Phn#

Cardinal Flow Testing
Alan Tayrien
Joshua Hall
979-218-6488

Well Name
Operator
Representative

WGV 21-23-697
Williams
Keith Hoffland

		Totals From Below: 445,438											0 6,187.0		9,393		
Date MM/DD/YYYY	Time hh/mm	Wellhead Data			Separator				Gas Production		Fluid Production			Cumulative Prod		Frac Water	
		Tubing Press Psig	Casing Press Psig	Choke Size Ins.	Static Press. Psig	Diff. INS. H2O	Temp °F	Gas %	Approx. Flowrate MMCF/D	Cum. Volume MMCF	Cond. Prod. BO	Tank Gauge In H2O	Water Prod. BW	Cond. Prod. BO	Water Prod. BW	Pumped (1) BW	Yet To Recover BW
	16:00	1,300	1,550	20					2,120	295,375			10.0	0	5546.0		8,110
	17:00	1,275	1,550	20					2,272	297,647			13.0	0	5559.0		8,097
	18:00	1,275	1,550	20					2,298	299,945			10.0	0	5569.0		8,087
	19:00	1,275	1,550	20					2,363	302,308			12.0	0	5581.0		8,075
	20:00	1,275	1,550	20					2,327	304,635			12.0	0	5593.0		8,063
	21:00	1,300	1,550	20					2,358	306,993			10.0	0	5603.0		8,053
	22:00	1,300	1,525	20					2,297	309,290			10.0	0	5613.0		8,043
	23:00	1,300	1,525	20					2,344	311,634			12.0	0	5625.0		8,031
11/04/07	0:00	1,300	1,525	20					2,350	313,984			13.0	0	5638.0		8,018
	1:00	1,300	1,525	20					2,350	316,334			10.0	0	5648.0		8,008
	2:00	1,300	1,525	20					2,240	318,574			13.0	0	5661.0		7,995
	3:00	1,300	1,525	20					2,197	320,771			12.0	0	5673.0		7,983
	4:00	1,300	1,525	20					2,173	322,944			12.0	0	5685.0		7,971
	5:00	1,300	1,525	20					2,120	325,064			13.0	0	5698.0		7,958
	6:00	1,300	1,525	20					2,115	327,179			10.0	0	5708.0		7,948
	7:00	1,300	1,525	20					2,286	329,465			10.0	0	5718.0		7,938
	8:00	1,300	1,525	20					2,304	331,769			10.0	0	5728.0		7,928
	9:00	1,300	1,500	20					2,202	333,971			12.0	0	5740.0		7,916
	10:00	1,300	1,500	20					2,187	336,158			12.0	0	5752.0		7,904
	11:00	1,275	1,500	20					2,092	338,250			10.0	0	5762.0		7,894
	12:00	1,275	1,500	20					2,213	340,463			8.0	0	5770.0		7,886
	13:00	1,275	1,500	20					2,164	342,627			12.0	0	5782.0		7,874
	14:00	1,275	1,500	20					2,231	344,858			8.0	0	5790.0		7,866
	15:00	1,250	1,500	20					2,269	347,127			10.0	0	5800.0		7,856
	16:00	1,250	1,500	20					2,336	349,463			10.0	0	5810.0		7,846
	17:00	1,250	1,500	20					2,228	351,691			12.0	0	5822.0		7,834
	18:00	1,250	1,500	20					2,440	354,131			8.0	0	5830.0		7,826
	19:00	1,250	1,500	20					2,316	356,447			12.0	0	5842.0		7,814
	20:00	1,250	1,500	20					2,257	358,704			13.0	0	5855.0		7,801
	21:00	1,250	1,500	20					2,288	360,992			10.0	0	5865.0		7,791
	22:00	1,250	1,500	20					2,168	363,160			10.0	0	5875.0		7,781
	23:00	1,250	1,500	20					2,141	365,301			8.0	0	5883.0		7,773
11/05/07	0:00	1,250	1,475	20					2,080	367,381			10.0	0	5893.0		7,763
	1:00	1,250	1,475	20					2,185	369,566			12.0	0	5905.0		7,751
	2:00	1,250	1,475	20					2,210	371,776			8.0	0	5913.0		7,743
	3:00	1,250	1,475	20					2,186	373,962			10.0	0	5923.0		7,733
	4:00	1,250	1,475	20					2,028	375,990			12.0	0	5935.0		7,721
	5:00	1,250	1,475	20					2,175	378,165			10.0	0	5945.0		7,711
	6:00	1,250	1,475	20					2,106	380,271			10.0	0	5955.0		7,701
	7:00	1,250	1,475	20					2,078	382,349			10.0	0	5965.0		7,691
	8:00	1,250	1,475	20					2,182	384,531			10.0	0	5975.0		7,681
	9:00	1,250	1,475	20					2,118	386,649			7.0	0	5982.0		7,674
	10:00	1,250	1,475	20					2,170	388,819			7.0	0	5989.0		7,667
	11:00	1,250	1,475	20					2,093	390,912			10.0	0	5999.0		7,657
	12:00	1,250	1,475	20					2,346	393,258			7.0	0	6006.0		7,650
	13:00	1,250	1,475	20					2,354	395,612			8.0	0	6014.0		7,642
	14:00	1,250	1,475	20					1,964	397,576			8.0	0	6022.0		7,634
	15:00	1,250	1,475	20					2,251	399,827			10.0	0	6032.0		7,624
	16:00	1,250	1,475	20					2,280	402,107			7.0	0	6039.0		7,617

Flowback by
Supervisor
Operators
Location Phn#

Cardinal Flow Testing
Alan Tayrien
Joshua Hall
979-218-6488

Well Name
Operator
Representative

WGV 21-23-697
Williams
Keith Hoffland

								Totals From Below: 445,438						0 6,187.0		9,393	
Date MM/DD/YYYY	Time hh/mm	Wellhead Data			Separator				Gas Production		Fluid Production			Cumulative Prod		Frac Water	
		Tubing Press Psig	Casing Press Psig	Choke Size Ins.	Static Press. Psig	Diff. INS. H2O	Temp °F	Gas %	Approx. Flowrate MMCF/D	Cum. Volume MMCF	Cond. Prod. BO	Tank Gauge In H2O	Water Prod. BW	Cond. Prod. BO	Water Prod. BW	Pumped (1) BW	Yet To Recover BW
	17:00	1,225	1,450	20					2,410	404,517			8.0	0	6047.0		7,609
	18:00	1,225	1,450	20					2,463	406,980			8.0	0	6055.0		7,601
	19:00	1,225	1,450	20					2,204	409,184			7.0	0	6062.0		7,594
	20:00	1,225	1,450	20					2,231	411,415			8.0	0	6070.0		7,586
	21:00	1,225	1,450	20					2,207	413,622			8.0	0	6078.0		7,578
	22:00	1,225	1,450	20					2,012	415,634			7.0	0	6085.0		7,571
	23:00	1,225	1,450	20					2,055	417,689			8.0	0	6093.0		7,563
11/06/07	0:00	1,225	1,450	20					2,172	419,861			10.0	0	6103.0		7,553
	1:00	1,225	1,450	20					2,315	422,176			7.0	0	6110.0		7,546
	2:00	1,225	1,450	20					2,298	424,474			8.0	0	6118.0		7,538
	3:00	1,225	1,450	20					2,408	426,882			7.0	0	6125.0		7,531
	4:00	1,225	1,450	20					2,386	429,268			8.0	0	6133.0		7,523
	5:00	1,225	1,450	20					2,546	431,814			8.0	0	6141.0		7,515
	6:00	1,225	1,450	20					2,341	434,155			7.0	0	6148.0		7,508
	7:00	1,225	1,450	20					2,274	436,429			8.0	0	6156.0		7,500
	8:00	1,225	1,450	20					2,195	438,624			8.0	0	6164.0		7,492
	9:00	1,225	1,450	20					2,274	440,898			8.0	0	6172.0		7,484
	10:00	1,225	1,450	20					2,239	443,137			7.0	0	6179.0		7,477
	11:00	1,225	1,450	20					2,301	445,438			8.0	0	6187.0		7,469
	12:00												0.0	0	6187.0		7,469
	13:00												0.0	0	6187.0		7,469
	14:00												0.0	0	6187.0		7,469
	15:00												0.0	0	6187.0		7,469
	16:00												0.0	0	6187.0		7,469
	17:00												0.0	0	6187.0		7,469
	18:00												0.0	0	6187.0		7,469
	19:00												0.0	0	6187.0		7,469
	20:00												0.0	0	6187.0		7,469
	21:00												0.0	0	6187.0		7,469
	22:00												0.0	0	6187.0		7,469
	23:00												0.0	0	6187.0		7,469
11/07/07	0:00												0.0	0	6187.0		7,469
	1:00												0.0	0	6187.0		7,469
	2:00												0.0	0	6187.0		7,469
	3:00												0.0	0	6187.0		7,469
	4:00												0.0	0	6187.0		7,469
	5:00												0.0	0	6187.0		7,469
	6:00												0.0	0	6187.0		7,469
	7:00												0.0	0	6187.0		7,469
	8:00												0.0	0	6187.0		7,469
	9:00												0.0	0	6187.0		7,469
	10:00												0.0	0	6187.0		7,469
	11:00												0.0	0	6187.0		7,469
	12:00												0.0	0	6187.0		7,469
	13:00												0.0	0	6187.0		7,469
	14:00												0.0	0	6187.0		7,469
	15:00												0.0	0	6187.0		7,469
	16:00												0.0	0	6187.0		7,469
	17:00												0.0	0	6187.0		7,469

Flowback by **Cardinal Flow Testing**
Supervisor **Alan Tayrien**
Operators **Joshua Hall**
Location Phn# **979-218-6488**

Well Name **WGV 21-23-697**
Operator **Williams**
Representative **Keith Hoffland**

Totals From Below: 445,438													0	6,187.0	9,393		
Date MM/DD/YYYY	Time hh/mm	Wellhead Data			Separator				Gas Production		Fluid Production			Cumulative Prod		Frac Water	
		Tubing Press Psig	Casing Press Psig	Choke Size Ins.	Static Press. Psig	Diff. INS. H2O	Temp °F	Gas %	Approx. Flowrate MMCF/D	Cum. Volume MMCF	Cond. Prod. BO	Tank Gauge In H2O	Water Prod. BW	Cond. Prod. BO	Water Prod. BW	Pumped (1) BW	Yet To Recover BW
	18:00												0.0	0	6187.0		7,469
	19:00												0.0	0	6187.0		7,469
	20:00												0.0	0	6187.0		7,469
	21:00												0.0	0	6187.0		7,469
	22:00												0.0	0	6187.0		7,469
	23:00												0.0	0	6187.0		7,469

WILLIAMS PRODUCTION RMT INC
1515 Arapahoe St. Tower 3
Suite 1000
Denver, CO 80202

Puckett WGV 22-23-697

Lower Cameo
Garfield County, CO

Sales Order: 5427327

Post Job Report

For: Keith Hofland

Date: Monday, October 15, 2007

Notice: Although the information contained in this report is based on sound engineering practices, the copyright owner(s) does (do) not accept any responsibility whatsoever, in negligence or otherwise, for any loss or damage arising from the possession or use of the report whether in terms of correctness or otherwise. The application, therefore, by the user of this report or any part thereof, is solely at the user's own risk.

HALLIBURTON

Table of Contents

1.0	Well Information	4
1.1	Customer Information	4
1.2	Pipe Information	4
1.3	Perforation Intervals	4
2.0	Pumping Schedule	5
2.1	Designed Pumping Schedule	5
3.0	Actual Stage Summary	7
3.1	Stage Summary	7
4.0	Performance Highlights	8
4.1	Job Summary	8
4.2	Job Event Log	9
5.0	Attachments	10
5.1	Treatment Chart	10
5.2	Chemical Chart	11
5.3	Average Chart	12

1.0 WELL INFORMATION

1.1 Customer Information

Customer	WILLIAMS PRODUCTION INC
Sales Order	5427327
Well Name	Puckett WGV
Interval	1
Well Number	22-23-697
Start Time	15-Oct-07 10:44:15
State	Colorado
UWI/API	05-045-14155
Country	United States of America
H2S Present	Unknown
CO2 Present	Unknown
Customer Representative	Keith Hofland
Halliburton Representative	Kel Lintner

1.2 Pipe Information

Equipment	Top MD ft	Bottom MD ft	OD in	ID in	Grade	Weight lb/ft
Casing	0.0	8950.0	4.500	4.000	N-80	11.60

1.3 Perforation Intervals

Top MD ft	Bottom MD ft	Number of Shots	Perf Density spf
8753.0	8754.0	3	2.0
8785.0	8786.0	3	2.0
8830.0	8831.0	3	2.0
8840.0	8841.0	3	2.0
8876.0	8877.0	3	2.0
8928.0	8930.0	5	2.0

2.0 PUMPING SCHEDULE

2.1 Designed Pumping Schedule

Stage Number	Description	Fluid System	Clean Volume gal	Slurry Volume gal	Prop Conc Start lb/gal	Prop Conc End lb/gal	Prop Type	Prop Mass 100*lb	Rate Stage Start bpm	Rate Stage End bpm	Stage Time min
1	Acid	WATER FRAC G 30# - SBM (15347)	750	750	0.00	0.00			10.0	10.0	1.79
2	Pad	WATER FRAC G 30# - SBM (15347)	10000	10000					50.0	50.0	4.76
3	Proppant Laden Fluid	WATER FRAC G 30# - SBM (15347)	8000	8181	0.50	0.50	SAND- PREMIUM WHITE- 20/40, 3000 LB BAG (1000641 62)	40.00	50.0	50.0	3.90
4	Proppant Laden Fluid	WATER FRAC G 30# - SBM (15347)	14000	14476	0.75	0.75	SAND- PREMIUM WHITE- 20/40, 3000 LB BAG (1000641 62)	105.00	50.0	50.0	6.89
5	Proppant Laden Fluid	WATER FRAC G 30# - SBM (15347)	20000	20907	1.00	1.00	SAND- PREMIUM WHITE- 20/40, 3000 LB BAG (1000641 62)	200.00	50.0	50.0	9.96

Stage Number	Description	Fluid System	Clean Volume gal	Slurry Volume gal	Prop Conc Start lb/gal	Prop Conc End lb/gal	Prop Type	Prop Mass 100*lb	Rate Stage Start bpm	Rate Stage End bpm	Stage Time min
6	Proppant Laden Fluid	WATER FRAC G 30# - SBM (15347)	20000	21134	1.25	1.25	SAND-PREMIUM WHITE-20/40, 3000 LB BAG (1000641 62)	250.00	50.0	50.0	10.06
7	Proppant Laden Fluid	WATER FRAC G 30# - SBM (15347)	14000	14952	1.50	1.50	SAND-PREMIUM WHITE-20/40, 3000 LB BAG (1000641 62)	210.00	50.0	50.0	7.12
8	Flush	WATER FRAC G 30# - SBM (15347)	5838	5838	0.00	0.00			50.0	50.0	2.78
9	Shut-In	WATER FRAC G 30# - SBM (15347)	0	0	0.00	0.00					0.00
Total			92588	96239				805.00			47.26

3.0 ACTUAL STAGE SUMMARY

3.1 Stage Summary

Stage Number	Start Time	Max Treating Pressure psi	Avg Treating Pressure psi	Max Slurry Rate bpm	Avg Slurry Rate bpm	Avg Clean Rate bpm	Slurry Volume gal	Clean Volume gal	Proppant Mass Pumped 100*lb	Avg HHP hp
1	11:07:53	3345	1404	10.7	9.3	9.3	756	756	0.00	319
2	11:09:49	4718	3860	51.4	36.9	36.9	10030	10030	0.00	3491
3	11:16:18	3275	2955	51.3	50.9	50.3	8117	8022	21.04	3688
4	11:20:05	2850	2776	51.2	50.7	48.8	14526	13999	116.21	3448
5	11:26:55	2811	2772	50.6	50.5	48.2	20951	20020	205.46	3429
6	11:36:48	2943	2817	50.9	50.3	47.7	21067	19981	239.30	3474
7	11:46:46	3509	3309	53.4	50.2	47.2	15571	14637	205.88	4074
8	11:54:09	5890	4018	53.1	43.4	43.4	5863	5863	0.00	4270
9	11:57:37	0	0	0.0	0.0	0.0	0	0	0.00	0
							96881	93308	787.89	

4.0 PERFORMANCE HIGHLIGHTS

4.1 Job Summary

Start Time	15-Oct-07 11:07:53	
End Time	15-Oct-07 11:58:41	

Engineering Notes		
Engineer on Location	Jodi Tveitmoe	
Initial Rate(Breakdown)	10.5	bpm
Initial Pressure(Breakdown)	3330	psi
Max Rate	51.4	bpm
Max Pressure	4718	psi
Average Rate	50.5	bpm
Average Pressure	2905	psi
ISIP	n/a	psi
Initial Frac Grad.	n/a	psi/ft
ISDP	1303	psi
Final Frac Grad.	0.59	psi/ft
Initial Braden Head	0	psi
Max Braden Head	11	psi
Casing Type	4 1/2" 11.6 lb	in
Sand Used(Proppant delivered)	7500	sk
Proppant Pumped	800	sk
Proppant in Formation	800	sk
Maximum Proppant Concentration	1.5	lbs/gal
Initial Perfs Open	n/a	
Perf Diameter	0.42	in
Acid + Pad Volume	257	bbl
SLF Volume	1825	bbl
Flush Volume	140	bbl
Job Notes:		
At 11:17 base fluided inline denso as it was reading low. Flushed 3 bbls over top perf. Pumped job to completion.		

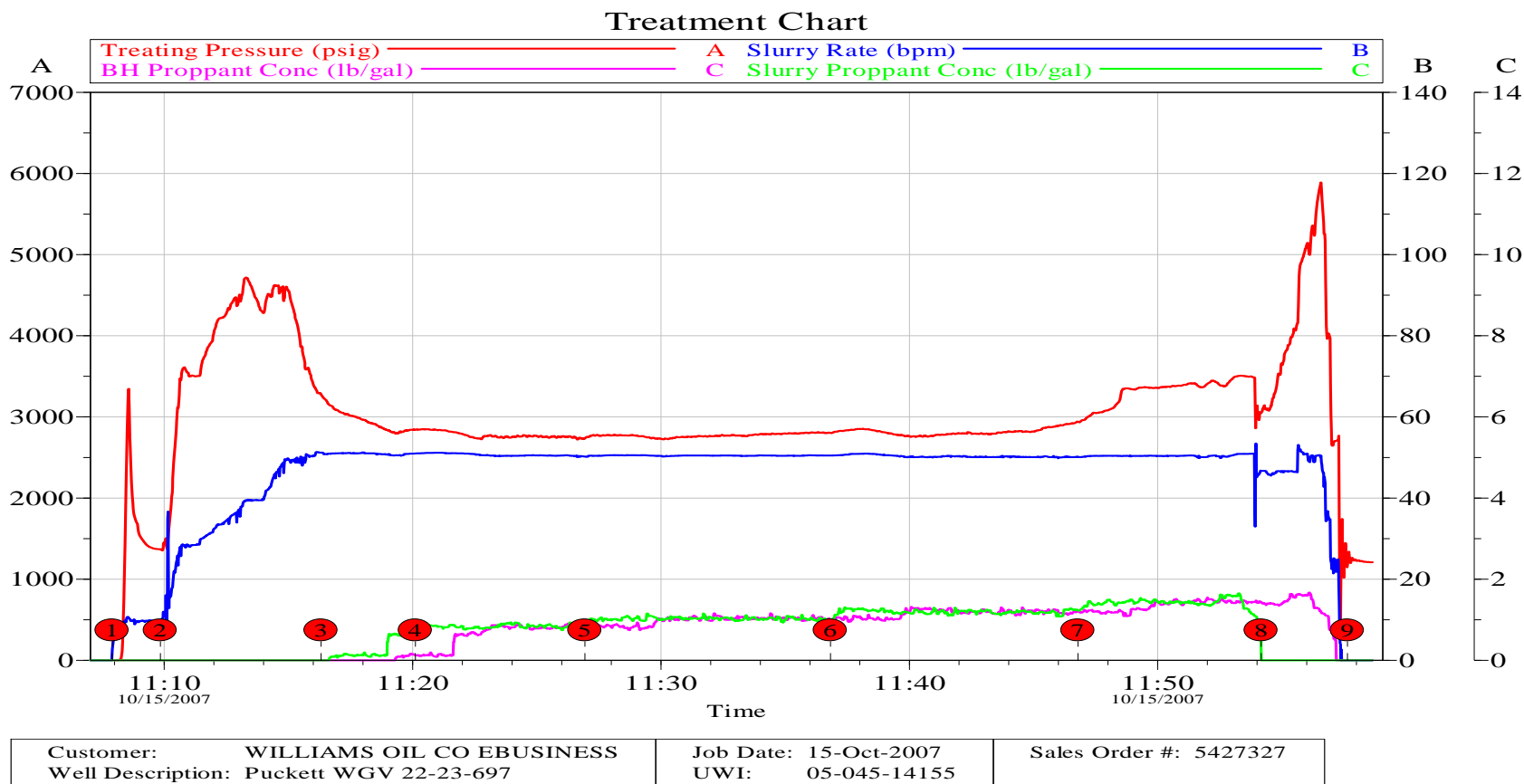
4.2 Job Event Log

Time	Description	Comment	Treating Pressure psi	Job Clean Vol gal	Job Proppant 100*lb
15-Oct-07 10:57:56	Start Job	Starting Job			
10:57:56	Next Treatment	Treatment Interval 1			
11:07:54	Stage 1	Acid	-3	0	0.00
11:09:50	Stage 2	Pad	1370	756	0.00
11:16:19	Stage 3	Proppant Laden Fluid	3290	10785	0.00
11:20:06	Stage 4	Proppant Laden Fluid	2843	18807	21.04
11:26:56	Stage 5	Proppant Laden Fluid	2735	32806	137.25
11:36:49	Stage 6	Proppant Laden Fluid	2805	52826	342.71
11:46:47	Stage 7	Proppant Laden Fluid	2943	72807	582.01
11:54:10	Stage 8	Flush	3048	87444	787.89
11:57:38	Stage 9	Shut-In	1147	93308	787.89
11:58:41	End Job	Ending Job	1209	93308	787.89

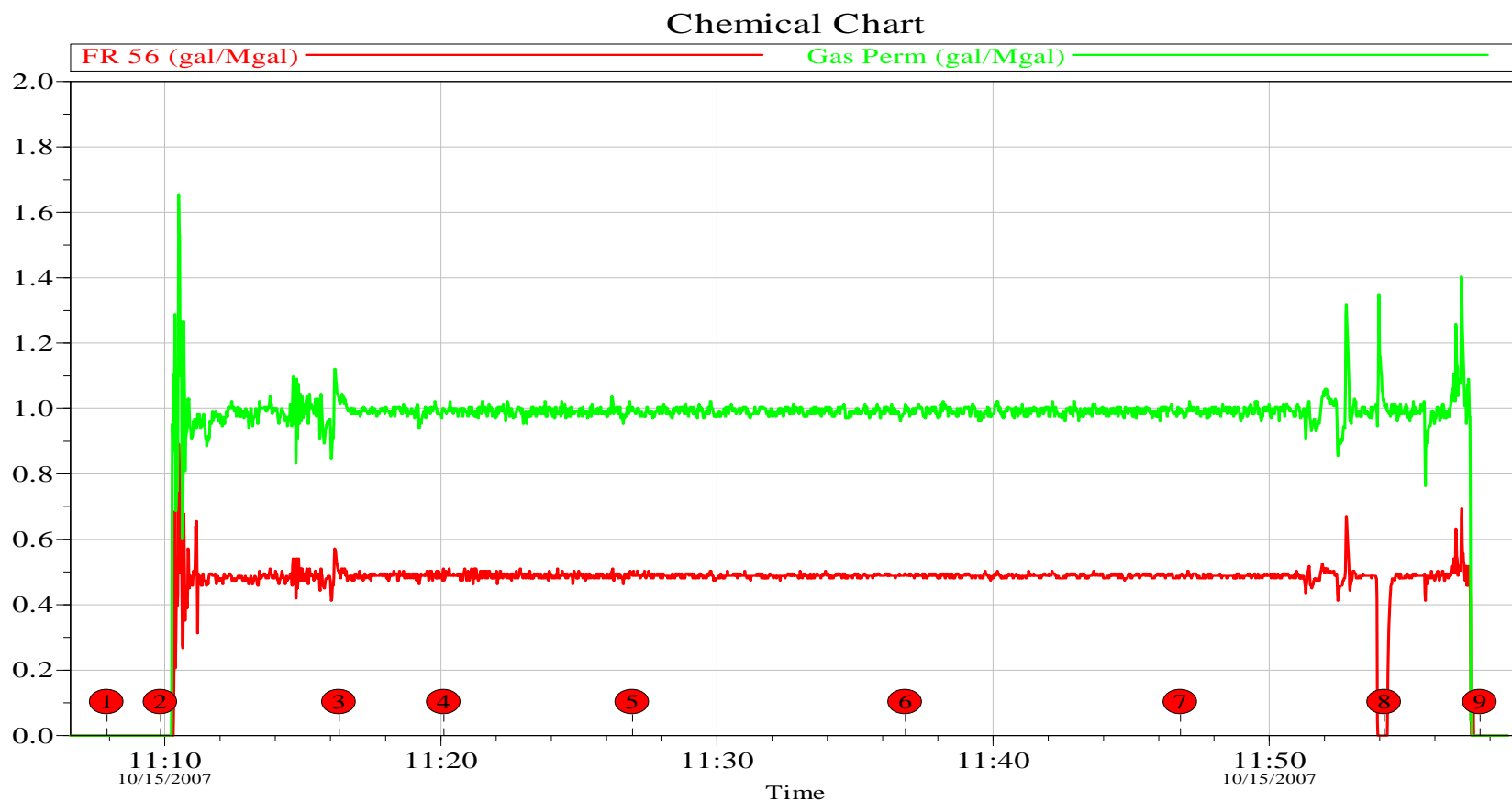
Time	Description	Comment	Stage At Blender	Slurry Rate bpm	N2 Pressure psi
10:57:56	Start Job	Starting Job			
10:57:56	Next Treatment	Treatment Interval 1			
11:07:54	Stage 1	Acid	0	0.0	7
11:09:50	Stage 2	Pad	1	9.7	7
11:16:19	Stage 3	Proppant Laden Fluid	2	51.2	7
11:20:06	Stage 4	Proppant Laden Fluid	3	51.0	7
11:26:56	Stage 5	Proppant Laden Fluid	4	50.3	9
11:36:49	Stage 6	Proppant Laden Fluid	5	50.5	9
11:46:47	Stage 7	Proppant Laden Fluid	6	50.2	10
11:54:10	Stage 8	Flush	7	46.7	11
11:57:38	Stage 9	Shut-In	8	0.0	11
11:58:41	End Job	Ending Job	9	0.0	11

5.0 ATTACHMENTS

5.1 Treatment Chart

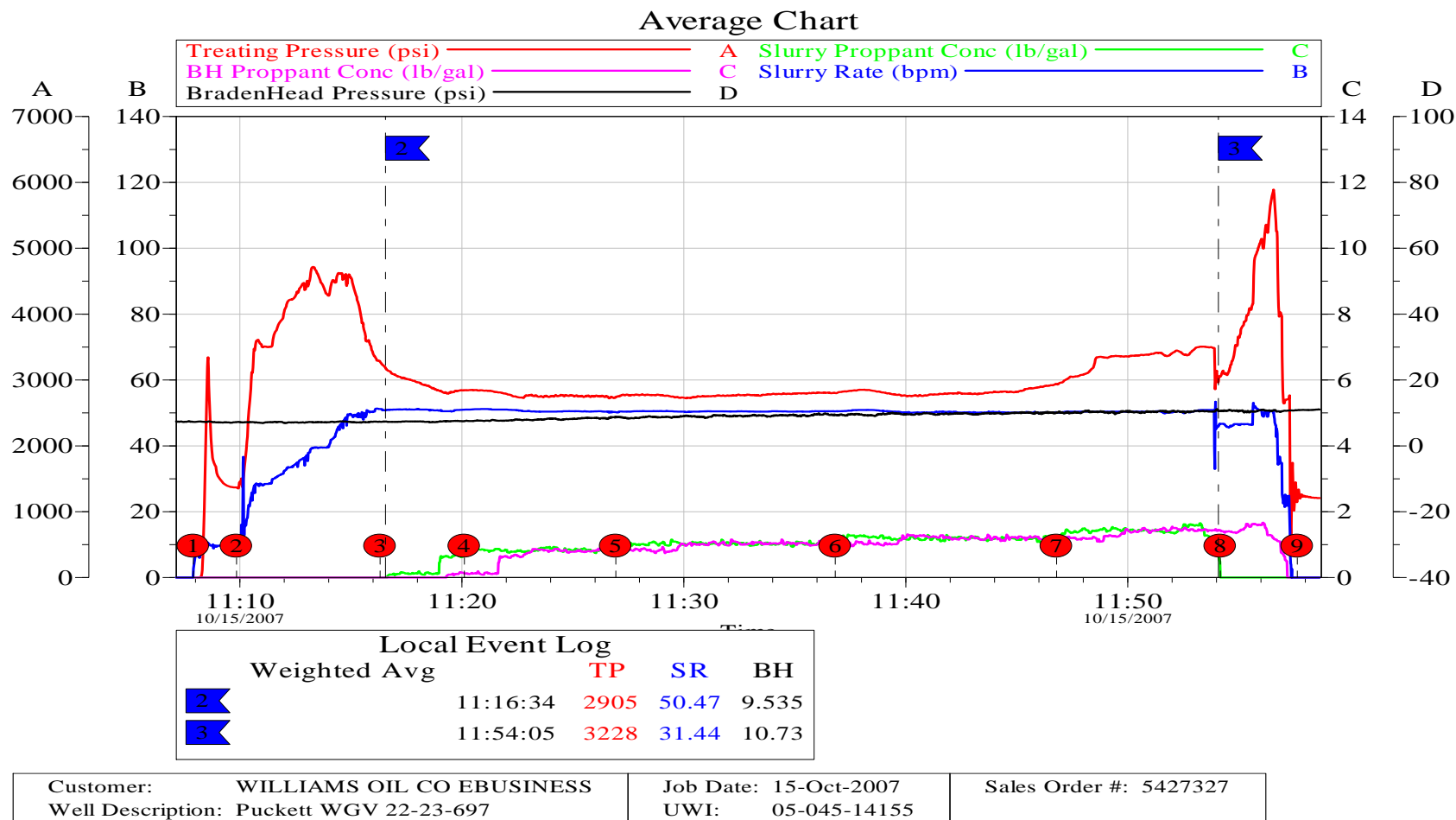


5.2 Chemical Chart



Customer: WILLIAMS OIL CO EBUSINESS	Job Date: 15-Oct-2007	Sales Order #: 5427327
Well Description: Puckett WGV 22-23-697	UWI: 05-045-14155	

5.3 Average Chart



Company: Williams Prod RMT
Lease: Puckett WGV 22-23-697
Formation: Lower Cameo

HALLIBURTON

5427327

232° F

Date Pumped: October 15, 2007

NENW 23-6S-97W

Stage	Fluid Schedule	Volume (gals)	Cumulative Volume (gals)	Proppant Type	Prop Conc (ppg)	Proppant Total (lbs)	Slurry Volume (bbls)	Rate (bpm)	Stage Time (h:min:sec)	Total Time (h:min:sec)	(gpt)	FR-56 (gpt)	Gas Perm 1000 (gpt)	(gal/Mlbs)	Stage
1	10% HCl	750	750				18	10	0:01:47	0:47:37					1
2	Pad	10,030	10,780				239	50	0:04:47	0:45:50		0.50	1.00		2
3	Water Frac	8,022	18,802	20/40 White Sand	0.50	4,011	195	50	0:03:54	0:41:03		0.50	1.00		3
4	Water Frac	13,999	32,801	20/40 White Sand	0.75	10,499	345	50	0:06:54	0:37:09		0.50	1.00		4
5	Water Frac	20,020	52,821	20/40 White Sand	1.00	20,020	498	50	0:09:58	0:30:15		0.50	1.00		5
6	Water Frac	19,981	72,802	20/40 White Sand	1.25	24,976	503	50	0:10:03	0:20:17		0.50	1.00		6
7	Water Frac	14,637	87,439	20/40 White Sand	1.50	21,956	372	50	0:07:27	0:10:14		0.50	1.00		7
8	Flush	5,863	93,302				140	50	0:02:48	0:02:48		0.50	1.00		8
Totals		93,302				81,462	2,309		0:47:37			46.3	92.6		

Callsheet Totals for Materials on Location - 25% Excess

Percent Pad: 12.33%	Csg Size	Csg Weight	Pipe Friction	FR-56	Gas Perm 1000
Pad + SLF: 87,439	4 1/2	11.6	1117	58	116
Pad + SLF + Flush: 93,302					

Reservoir Pressure:	3,979	psi	Press Gradient:	0.45	psi/ft	120	Mountain
---------------------	-------	-----	-----------------	------	--------	-----	--

Weight Slips

7500 sks

Recommendation Amount \$

Field Ticket Amount \$

WILLIAMS PRODUCTION RMT INC
1515 Arapahoe St. Tower 3
Suite 1000
DENVER, CO 80202

Puckett WGV 22-23-697

MV I
Garfield County, CO

Sales Order: 5427358

Post Job Report

For: Mr. Keith Hofland
Date: Monday, October 15, 2007

Notice: Although the information contained in this report is based on sound engineering practices, the copyright owner(s) does (do) not accept any responsibility whatsoever, in negligence or otherwise, for any loss or damage arising from the possession or use of the report whether in terms of correctness or otherwise. The application, therefore, by the user of this report or any part thereof, is solely at the user's own risk.

HALLIBURTON

Table of Contents

1.0	Well Information	4
1.1	Customer Information	4
1.2	Pipe Information	4
1.3	Perforation Intervals	4
2.0	Pumping Schedule	5
2.1	Designed Pumping Schedule	5
3.0	Actual Stage Summary	7
3.1	Stage Summary	7
4.0	Performance Highlights	8
4.1	Job Summary	8
4.2	Job Event Log	9
5.0	Attachments	10
5.1	Treatment Chart	10
5.2	Chemical Chart	11
5.3	Average Chart	12

1.0 WELL INFORMATION

1.1 Customer Information

Customer	WILLIAMS PRODUCTION RMT INC
Sales Order	5427358
Well Name	Puckett WGV
Interval	3
Well Number	22-23-697
Start Time	15-Oct-07 14:31:29
County	Garfield
State	Colorado
UWI/API	05-045-14155
Country	United States of America
H2S Present	Unknown
Customer Representative	Mr. Keith Hofland
Halliburton Representative	Mr. Austin Duckworth

1.2 Pipe Information

Equipment	Top MD ft	Bottom MD ft	OD in	ID in	Grade	Weight lb/ft
Casing	0.0	9000.0	4.500	4.000	L-80	11.60
Surface Pipe	0.0	50.0	5.000	4.000		

1.3 Perforation Intervals

Top MD ft	Bottom MD ft	Number of Shots	Perf Density spf	Perf Diameter in	Perf Formation
8234.0	8236.0	4	1.5	0.420	MV 1 Perforation Interval
8252.0	8253.0	3	2.0	0.420	MV 1 Perforation Interval
8334.0	8335.0	3	2.0	0.420	MV 1 Perforation Interval
8354.0	8355.0	3	2.0	0.420	MV 1 Perforation Interval
8376.0	8377.0	3	2.0	0.420	MV 1 Perforation Interval
8403.0	8405.0	5	2.0	0.420	MV 1 Perforation Interval

2.0 PUMPING SCHEDULE

2.1 Designed Pumping Schedule

Stage Number	Description	Fluid System	Clean Volume gal	Slurry Volume gal	Prop Conc Start lb/gal	Prop Conc End lb/gal	Prop Type	Prop Mass 100*lb	Rate Stage Start bpm	Rate Stage End bpm	Stage Time min
1	Acid	10%_Hydrochloric Acid	1000	1000	0.00	0.00			10.0	10.0	2.45
2	Pad	Waterfrac	8000	8000	0.00	0.00			53.0	53.0	3.59
3	Proppant Laden Fluid	Waterfrac	12000	12272	0.50	0.50	SAND-PREMIUM WHITE-20/40, BULK (100003678)	60.00	53.0	53.0	5.51
4	Proppant Laden Fluid	Waterfrac	21000	21714	0.75	0.75	SAND-PREMIUM WHITE-20/40, BULK (100003678)	157.50	53.0	53.0	9.75
5	Proppant Laden Fluid	Waterfrac	31000	32406	1.00	1.00	SAND-PREMIUM WHITE-20/40, BULK (100003678)	310.00	53.0	53.0	14.56
6	Proppant Laden Fluid	Waterfrac	31000	32757	1.25	1.25	SAND-PREMIUM WHITE-20/40, BULK (100003678)	387.50	53.0	53.0	14.72

Stage Number	Description	Fluid System	Clean Volume gal	Slurry Volume gal	Prop Conc Start lb/gal	Prop Conc End lb/gal	Prop Type	Prop Mass 100*lb	Rate Stage Start bpm	Rate Stage End bpm	Stage Time min
7	Proppant Laden Fluid	Waterfrac	21000	22429	1.50	1.50	SAND-PREMIUM WHITE-20/40, BULK (100003678)	315.00	53.0	53.0	10.08
8	Flush	Flush	5610	5610	0.00	0.00			53.0	53.0	2.52
9	Shut-In	WATER FRAC G 30# - SBM (15347)	0	0	0.00	0.00					0.00
Total			130610	136189				1230.00			63.18

3.0 ACTUAL STAGE SUMMARY

3.1 Stage Summary

Stage Number	Start Time	Max Treating Pressure psi	Avg Treating Pressure psi	Max Slurry Rate bpm	Avg Slurry Rate bpm	Avg Clean Rate bpm	Slurry Volume gal	Clean Volume gal	Proppant Mass Pumped 100*lb	Avg HHP hp
1	15:35:51	3835	2072	12.7	9.0	9.0	1005	1005	0.00	457
2	15:38:32	5546	3900	52.2	37.5	37.5	8649	8649	0.00	3582
3	15:44:01	2857	2803	53.4	52.8	51.6	12233	11948	62.88	3628
4	15:49:32	2767	2569	53.5	53.4	51.6	21794	21036	166.94	3363
5	15:59:15	2924	2796	53.4	53.3	50.9	32494	31013	326.33	3650
6	16:13:46	3373	2910	53.3	53.2	50.5	32649	31020	359.09	3793
7	16:28:23	3937	3672	53.2	52.9	49.7	23142	21744	308.17	4762
8	16:38:48	3489	3065	53.4	48.4	48.4	5437	5437	0.00	3638
9	16:41:43	0	0	0.0	0.0	0.0	0	0	0.00	0
							137402	131853	1223.42	

4.0 PERFORMANCE HIGHLIGHTS

4.1 Job Summary

Start Time	15-Oct-07 15:35:51	
End Time	15-Oct-07 16:42:27	

Engineering Notes		
Engineer on Location	Jodi Tveitmoe	
Initial Rate(Breakdown)	9.3	bpm
Initial Pressure(Breakdown)	3826	psi
Max Rate	53.5	bpm
Max Pressure	5546	psi
Average Rate	53.2	bpm
Average Pressure	2953	psi
ISIP	n/a	psi
Initial Frac Grad.	n/a	psi/ft
ISDP	409	psi
Final Frac Grad.	0.49	psi/ft
Initial Braden Head	16	psi
Max Braden Head	21	psi
Casing Type	4 1/2" 11.6 lb	in
Sand Used(Proppant delivered)	6360	sk
Proppant Pumped	1222	sk
Proppant in Formation	1222	sk
Maximum Proppant Concentration	1.5	lbs/gal
Initial Perfs Open	n/a	
Perf Diameter	0.42	in
Acid + Pad Volume	231	bbl
SLF Volume	2780	bbl
Flush Volume	129	bbl
Job Notes:		
Did not shut down for ISIP. Pumped job to completion.		

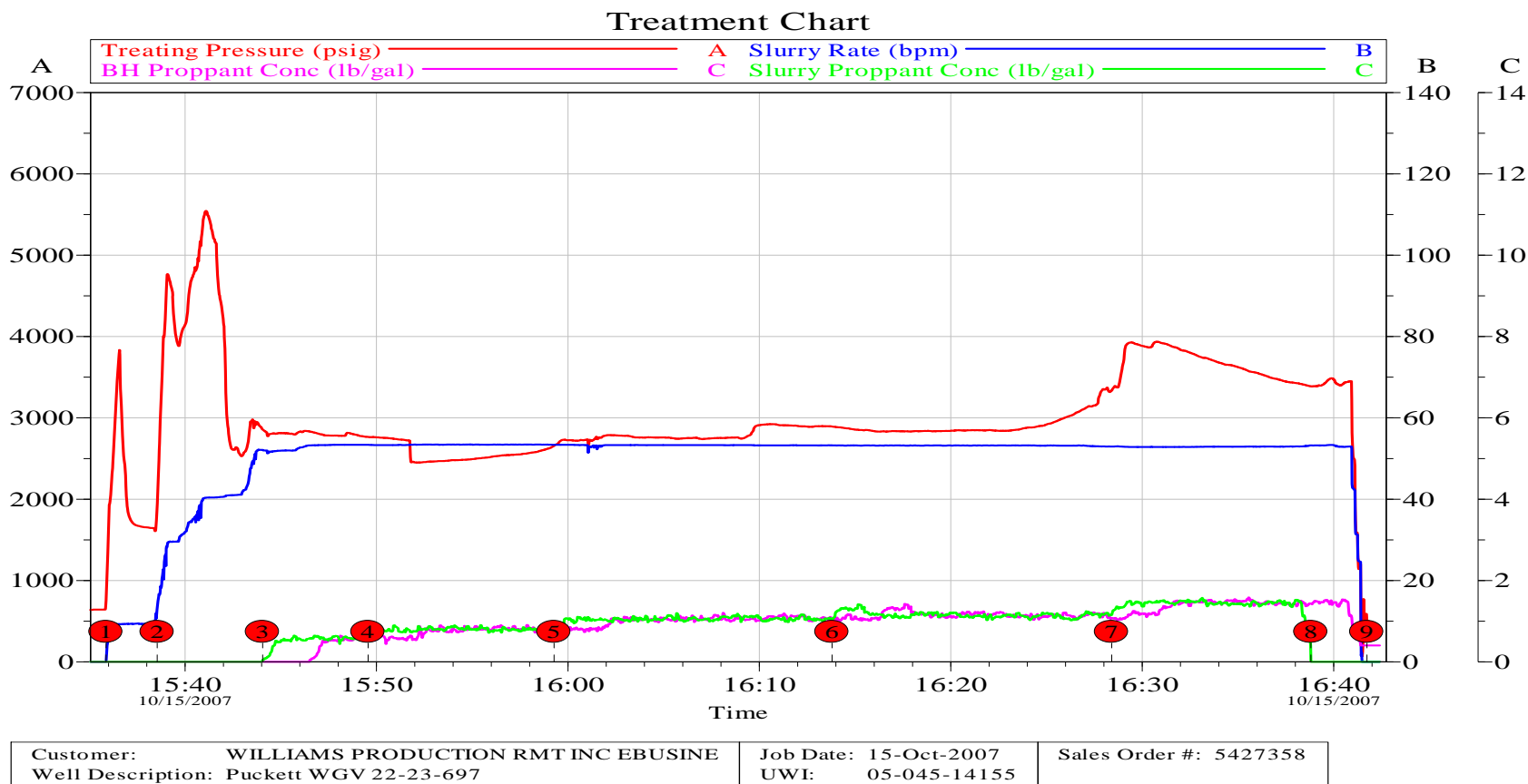
4.2 Job Event Log

Time	Description	Comment	Treating Pressure psi	Job Clean Vol gal	Job Proppant 100*lb
15-Oct-07 15:30:12	Start Job	Starting Job			
15:30:12	Next Treatment	Treatment Interval 1			
15:35:52	Stage 1	Acid	704	29	0.00
15:36:35	Break Formation	3826 psi at 9.3 bpm	3835	225	0.00
15:38:33	Stage 2	Pad	1863	1005	0.00
15:44:02	Stage 3	Proppant Laden Fluid	2861	9654	0.00
15:49:33	Stage 4	Proppant Laden Fluid	2767	21602	62.88
15:59:16	Stage 5	Proppant Laden Fluid	2654	42638	229.82
16:13:47	Stage 6	Proppant Laden Fluid	2895	73652	556.15
16:28:24	Stage 7	Proppant Laden Fluid	3335	104672	915.24
16:38:49	Stage 8	Flush	3388	126417	1223.42
16:41:44	Stage 9	Shut-In	550	131853	1223.42
16:42:27	End Job	Ending Job	406	131853	1223.42

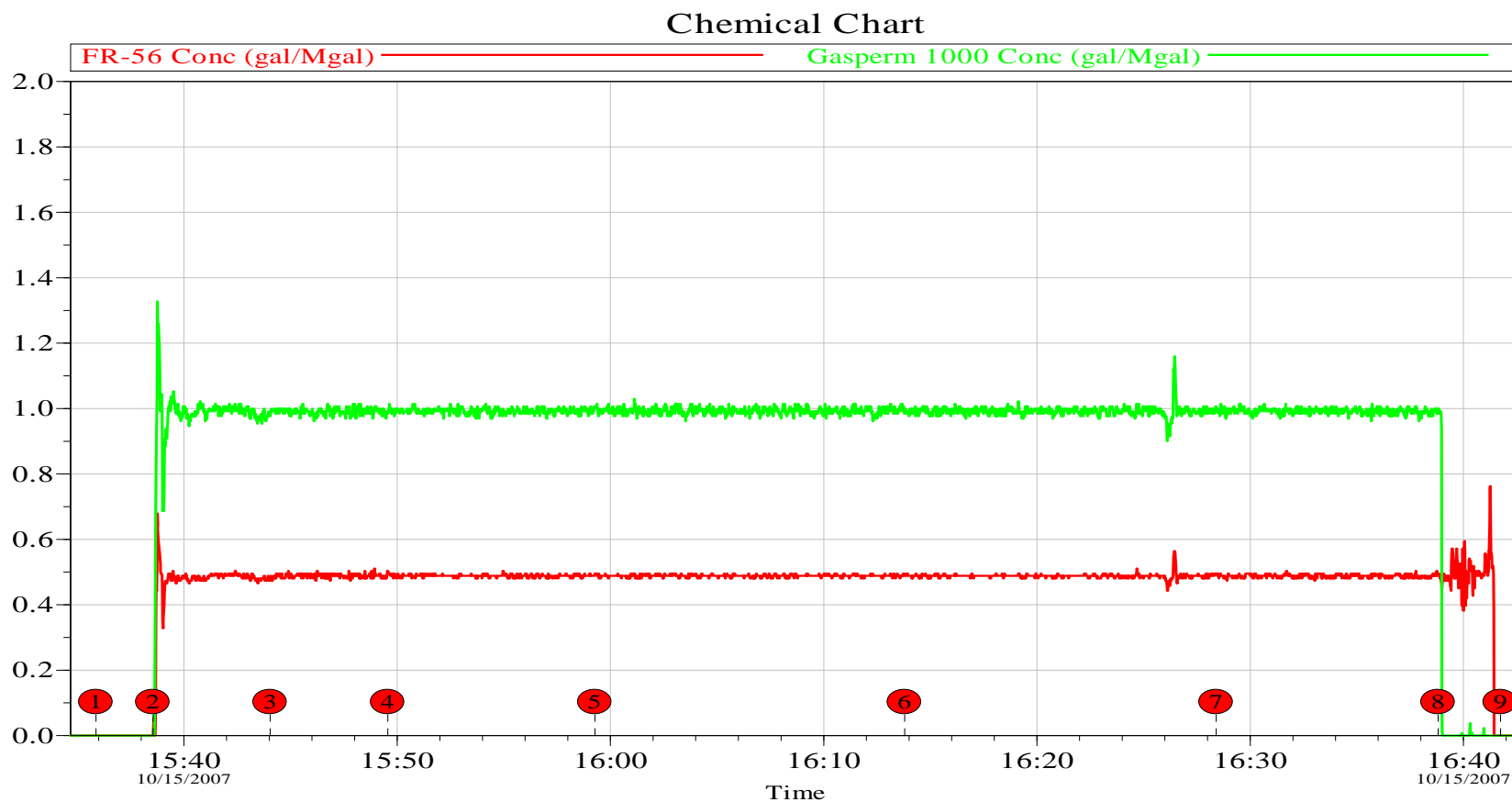
Time	Description	Comment	Stage At Blender	Slurry Rate bpm	N2 Pressure psi
15:30:12	Start Job	Starting Job			
15:30:12	Next Treatment	Treatment Interval 1			
15:35:52	Stage 1	Acid	0	0.0	15
15:36:35	Break Formation	3826 psi at 9.3 bpm	1	9.3	15
15:38:33	Stage 2	Pad	1	12.7	15
15:44:02	Stage 3	Proppant Laden Fluid	2	52.1	16
15:49:33	Stage 4	Proppant Laden Fluid	3	53.4	16
15:59:16	Stage 5	Proppant Laden Fluid	4	53.4	17
16:13:47	Stage 6	Proppant Laden Fluid	5	53.3	19
16:28:24	Stage 7	Proppant Laden Fluid	6	53.0	21
16:38:49	Stage 8	Flush	7	53.2	19
16:41:44	Stage 9	Shut-In	8	0.0	19
16:42:27	End Job	Ending Job	9	0.0	19

5.0 ATTACHMENTS

5.1 Treatment Chart

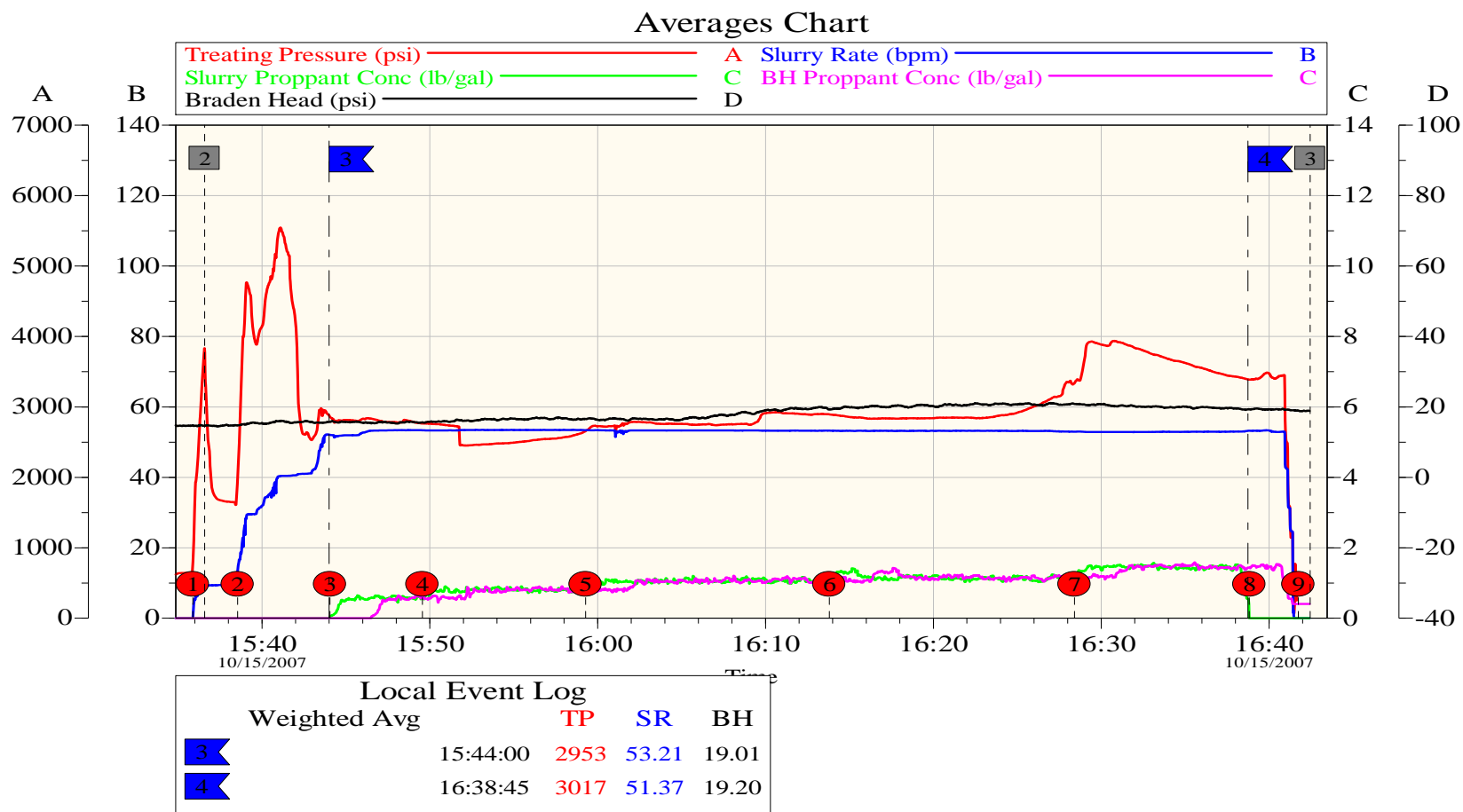


5.2 Chemical Chart



Customer:	WILLIAMS PRODUCTION RMT INC EBUSINE	Job Date:	15-Oct-2007	Sales Order #:	5427358
Well Description:	Puckett WGV 22-23-697	UWI:	05-045-14155		

5.3 Averages Chart



Customer: WILLIAMS PRODUCTION RMT INC EBUSINE
Well Description: Puckett WGV 22-23-697

Job Date: 15-Oct-2007
UWI: 05-045-14155

Sales Order #: 5427358

HALLIBURTON
INSITE for Stimulation v3.0.4
16-Oct-07 11:38

Company: Williams Prod RMT
 Lease: Puckett WGV 22-23-697
 Formation: Mesaverde I

HALLIBURTON

222° F

5427358

Date Pumped: October 15, 2007

NENW 23-6S-97W

Stage	Fluid Schedule	Volume (gals)	Cumulative Volume (gals)	Proppant Type	Prop Conc (ppg)	Proppant Total (lbs)	Slurry Volume (bbls)	Rate (bpm)	Stage Time (h:min:sec)	Total Time (h:min:sec)	(gpt)	FR-56 (gpt)	Gas Perm 1000 (gpt)	(gal/Mlbs)	Stage
1	10% HCl	1,000	1,000				24	10	0:02:23	1:03:42					1
2	Pad	8,694	9,694				207	53	0:03:54	1:01:20		0.50	1.00		2
3	Water Frac	11,948	21,642	20/40 White Sand	0.50	5,974	291	53	0:05:29	0:57:25		0.50	1.00		3
4	Water Frac	21,036	42,678	20/40 White Sand	0.75	15,777	518	53	0:09:46	0:51:56		0.50	1.00		4
5	Water Frac	31,013	73,691	20/40 White Sand	1.00	31,013	772	53	0:14:34	0:42:10		0.50	1.00		5
6	Water Frac	31,020	104,711	20/40 White Sand	1.25	38,775	780	53	0:14:43	0:27:36		0.50	1.00		6
7	Water Frac	21,744	126,455	20/40 White Sand	1.50	32,616	553	53	0:10:26	0:12:52		0.50	1.00		7
8	Flush	5,437	131,892				129	53	0:02:27	0:02:27		0.50	1.00		8
Totals		131,892				124,155	3,274		1:03:42			65.4	130.9		

Callsheet Totals for Materials on Location - 25% Excess

Percent Pad: 7.67%	Csg Size	Csg Weight	Pipe Friction	FR-56	Gas Perm 1000
Pad + SLF: 126,455	4 1/2	11.6	1224.3	82	164
Pad + SLF + Flush: 131,892					

Reservoir Pressure: 3,744 psi						Press Gradient: 0.45 psi/ft						120		Mountain <
-------------------------------	--	--	--	--	--	-----------------------------	--	--	--	--	--	-----	--	---

Weight Slips

6360 sks

Recommendation Amount \$

Field Ticket Amount \$

WILLIAMS PRODUCTION RMT INC
1515 Arapahoe St. Tower 3
Suite 1000
DENVER, CO 80202

Puckett WGV 22-23-697

MV II
Garfield County, CO

Sales Order: 5427376

Post Job Report

For: Mr. Keith Hofland
Date: Tuesday, October 16, 2007

Notice: Although the information contained in this report is based on sound engineering practices, the copyright owner(s) does (do) not accept any responsibility whatsoever, in negligence or otherwise, for any loss or damage arising from the possession or use of the report whether in terms of correctness or otherwise. The application, therefore, by the user of this report or any part thereof, is solely at the user's own risk.

HALLIBURTON

Table of Contents

1.0	Well Information	4
1.1	Customer Information	4
1.2	Pipe Information	4
1.3	Perforation Intervals	4
2.0	Pumping Schedule	5
2.1	Designed Pumping Schedule	5
3.0	Actual Stage Summary	7
3.1	Stage Summary	7
4.0	Performance Highlights	8
4.1	Job Summary	8
4.2	Job Event Log	9
5.0	Attachments	10
5.1	Treatment Chart	10
5.2	Chemical Chart	11
5.3	Average Chart	12

1.0 WELL INFORMATION

1.1 Customer Information

Customer	WILLIAMS PRODUCTION RMT INC
Sales Order	5427376
Well Name	Puckett WGV
Interval	4
Well Number	22-23-697
Start Time	16-Oct-07 07:36:35
County	Garfield
State	Colorado
UWI/API	05-045-14155
Country	United States of America
H2S Present	Unknown
Customer Representative	Mr. Keith Hofland
Halliburton Representative	Mr. Austin Duckworth

1.2 Pipe Information

Equipment	Top MD ft	Bottom MD ft	OD in	ID in	Grade	Weight lb/ft
Surface Pipe	0.0	50.0	5.000	4.000		
Casing	0.0	8250.0	4.500	4.000	L-80	11.60

1.3 Perforation Intervals

Top MD ft	Bottom MD ft	Number of Shots	Perf Density spf	Perf Diameter in	Perf Formation
8085.0	8086.0	3	2.0	0.420	MV 2 Perforation Interval
8104.0	8105.0	3	2.0	0.420	MV 2 Perforation Interval
8145.0	8146.0	3	2.0	0.420	MV 2 Perforation Interval
8164.0	8165.0	3	2.0	0.420	MV 2 Perforation Interval
8188.0	8190.0	5	2.0	0.420	MV 2 Perforation Interval

2.0 PUMPING SCHEDULE

2.1 Designed Pumping Schedule

Stage Number	Description	Fluid System	Clean Volume gal	Slurry Volume gal	Prop Conc Start lb/gal	Prop Conc End lb/gal	Prop Type	Prop Mass 100*lb	Rate Stage Start bpm	Rate Stage End bpm	Stage Time min
1	Acid	10%_Hydrochloric Acid	750	750	0.00	0.00			10.0	10.0	1.84
2	Pad	Waterfrac	10000	10000	0.00	0.00			43.0	43.0	5.54
3	Proppant Laden Fluid	Waterfrac	7000	7159	0.50	0.50	SAND-PREMIUM WHITE-20/40, BULK (100003678)	35.00	43.0	43.0	3.97
4	Proppant Laden Fluid	Waterfrac	13000	13442	0.75	0.75	SAND-PREMIUM WHITE-20/40, BULK (100003678)	97.50	43.0	43.0	7.45
5	Proppant Laden Fluid	Waterfrac	20000	20907	1.00	1.00	SAND-PREMIUM WHITE-20/40, BULK (100003678)	200.00	43.0	43.0	11.59
6	Proppant Laden Fluid	Waterfrac	20000	21134	1.25	1.25	SAND-PREMIUM WHITE-20/40, BULK (100003678)	250.00	43.0	43.0	11.71

Stage Number	Description	Fluid System	Clean Volume gal	Slurry Volume gal	Prop Conc Start lb/gal	Prop Conc End lb/gal	Prop Type	Prop Mass 100*lb	Rate Stage Start bpm	Rate Stage End bpm	Stage Time min
7	Proppant Laden Fluid	Waterfrac	13000	13884	1.50	1.50	SAND-PREMIUM WHITE-20/40, BULK (100003678)	195.00	43.0	43.0	7.70
8	Flush	Flush	5376	5376	0.00	0.00			43.0	43.0	2.98
9	Shut-In	WATER FRAC G 30# - SBM (15347)	0	0	0.00	0.00					0.00
Total			89126	92652				777.50			52.77

3.0 ACTUAL STAGE SUMMARY

3.1 Stage Summary

Stage Number	Start Time	Max Treating Pressure psi	Avg Treating Pressure psi	Max Slurry Rate bpm	Avg Slurry Rate bpm	Avg Clean Rate bpm	Slurry Volume gal	Clean Volume gal	Proppant Mass Pumped 100*lb	Avg HHP hp
1	09:57:28	429	179	23.5	8.8	8.8	755	755	0.00	39
2	09:59:42	2819	1879	43.8	30.9	30.9	9995	9995	0.00	1424
3	10:07:24	2072	1995	44.6	43.1	42.4	7140	7023	25.75	2107
4	10:11:20	2315	1983	44.0	43.8	42.4	13452	13016	96.17	2130
5	10:18:39	2316	2270	43.8	43.8	41.9	20890	20024	190.83	2434
6	10:30:01	2987	2382	43.8	43.7	41.4	21092	20004	239.89	2551
7	10:41:30	3056	2927	47.0	43.4	40.9	14383	13535	186.84	3115
8	10:49:23	4590	3378	44.1	40.2	40.2	5372	5372	0.00	3331
9	10:52:44	0	0	0.0	0.0	0.0	0	0	0.00	0
							93078	89724	739.47	

4.0 PERFORMANCE HIGHLIGHTS

4.1 Job Summary

Start Time	16-Oct-07 09:57:28	
End Time	16-Oct-07 10:53:26	

Engineering Notes		
Engineer on Location	Jodi Tveitmoe	
Initial Rate(Breakdown)	34.4	bpm
Initial Pressure(Breakdown)	2711	psi
Max Rate	44.5	bpm
Max Pressure	4590	psi
Average Rate	43.7	bpm
Average Pressure	2348	psi
ISIP	n\	psi
Initial Frac Grad.	n\	psi/ft
ISDP	588	psi
Final Frac Grad.	0.51	psi/ft
Initial Braden Head	1	psi
Max Braden Head	7	psi
Casing Type	4 1/2" 11.6 lb	in
Sand Used(Proppant delivered)	5138	sk
Proppant Pumped	790	sk
Proppant in Formation	790	sk
Maximum Proppant Concentration	1.5	lbs/gal
Initial Perfs Open	n\	
Perf Diameter	0.42	in
Acid + Pad Volume	256	bbl
SLF Volume	1752	bbl
Flush Volume	128	bbl
Job Notes:		
Did not shut down for ISIP. Flushed 3 bbls past top perf. Pumped job to completion.		

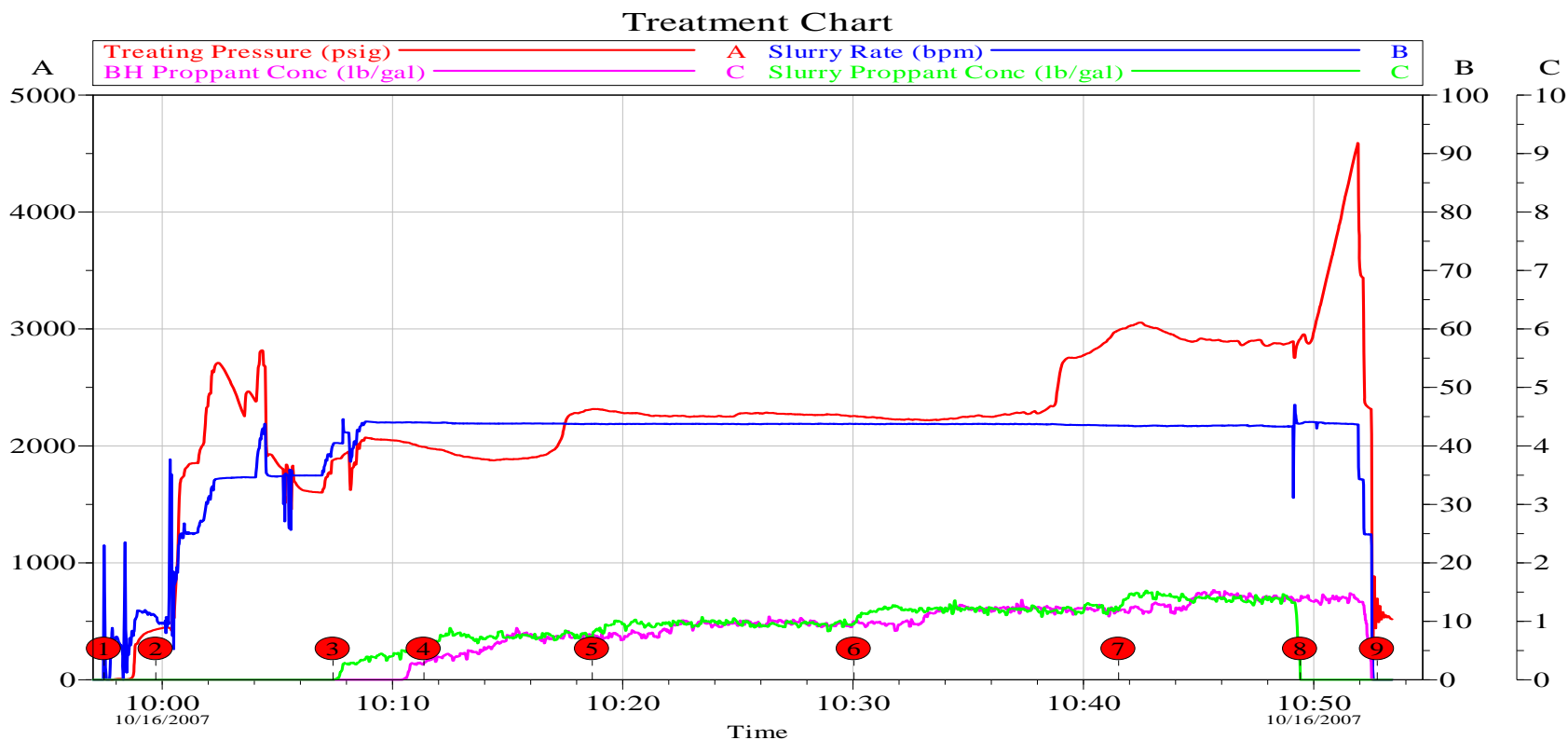
4.2 Job Event Log

Time	Description	Comment	Treating Pressure psi	Job Clean Vol gal	Job Proppant 100*lb
16-Oct-07 09:55:12	Start Job	Starting Job			
09:55:12	Next Treatment	Treatment Interval 1			
09:57:29	Stage 1	Acid	-4	24	0.00
09:59:43	Stage 2	Pad	429	755	0.00
10:02:25	Break Formation	2711 psi at 34.4 bpm	2711	3349	0.00
10:07:25	Stage 3	Proppant Laden Fluid	1877	10750	0.00
10:11:21	Stage 4	Proppant Laden Fluid	1992	17773	25.75
10:18:40	Stage 5	Proppant Laden Fluid	2315	30789	121.91
10:30:02	Stage 6	Proppant Laden Fluid	2256	50813	312.74
10:41:31	Stage 7	Proppant Laden Fluid	2987	70817	552.63
10:49:24	Stage 8	Flush	2913	84353	739.47
10:52:45	Stage 9	Shut-In	682	89724	739.47
10:53:26	End Job	Ending Job	518	89724	739.47

Time	Description	Comment	Stage At Blender	Slurry Rate bpm	N2 Pressure psi
09:55:12	Start Job	Starting Job			
09:55:12	Next Treatment	Treatment Interval 1			
09:57:29	Stage 1	Acid	0	14.7	1
09:59:43	Stage 2	Pad	1	10.8	1
10:02:25	Break Formation	2711 psi at 34.4 bpm	2	34.4	1
10:07:25	Stage 3	Proppant Laden Fluid	2	40.0	1
10:11:21	Stage 4	Proppant Laden Fluid	3	44.0	2
10:18:40	Stage 5	Proppant Laden Fluid	4	43.8	3
10:30:02	Stage 6	Proppant Laden Fluid	5	43.7	5
10:41:31	Stage 7	Proppant Laden Fluid	6	43.5	6
10:49:24	Stage 8	Flush	7	43.8	6
10:52:45	Stage 9	Shut-In	8	0.0	7
10:53:26	End Job	Ending Job	9	0.0	7

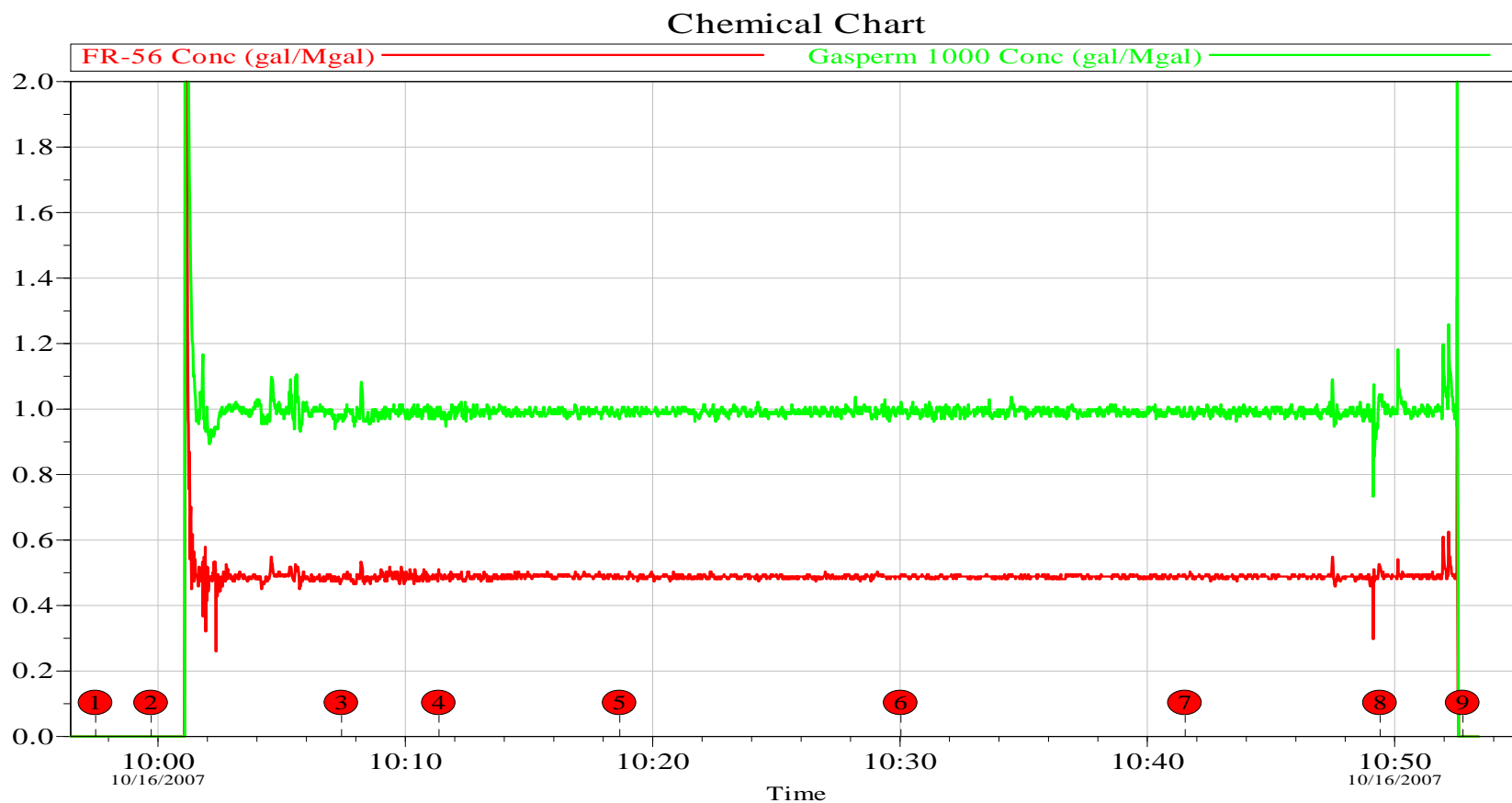
5.0 ATTACHMENTS

5.1 Treatment Chart



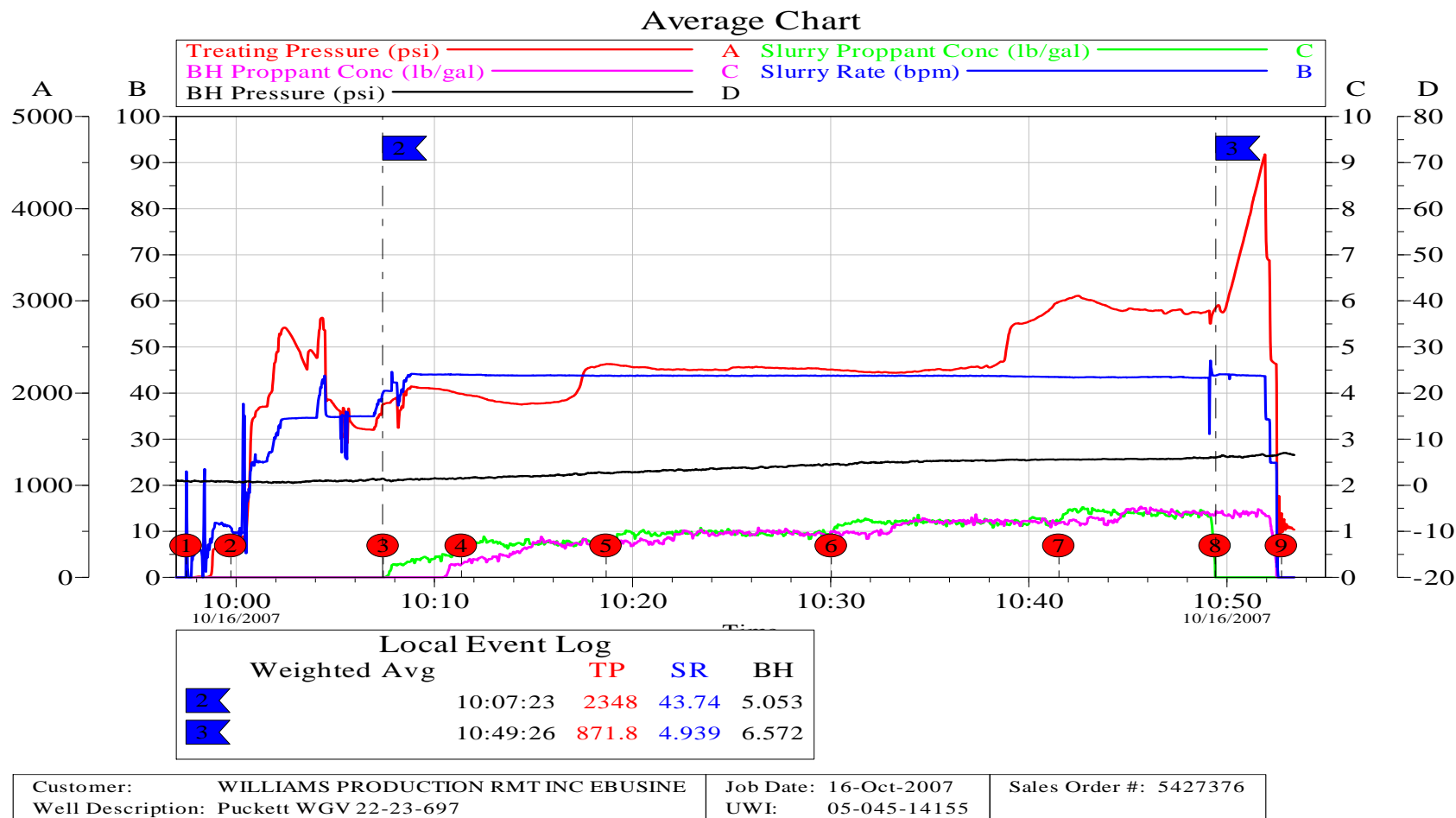
Customer: WILLIAMS PRODUCTION RMT INC EBUSINE	Job Date: 16-Oct-2007	Sales Order #: 5427376
Well Description: Puckett WGV 22-23-697	UWI: 05-045-14155	

5.2 Chemical Chart



Customer:	WILLIAMS PRODUCTION RMT INC EBUSINE	Job Date:	16-Oct-2007	Sales Order #:	5427376
Well Description:	Puckett WGV 22-23-697	UWI:	05-045-14155		

5.3 Average Chart



Customer: Williams
Date: 1/8/2009

Sales Order: 5427376
Well Number: WGV 22-23-697 MV II
Stage: MV II

Tank Type		Beginning Strap			After Prime Strap			Ending Strap			Empty
Tank		Feet	Inches	Volume (bbls)	Feet	Inches	Volume (bbls)	Feet	Inches	Volume (bbls)	
1	Smart Step 501		111	476		111	476		111	476	<input type="checkbox"/>
2	Smart Step 501		94	405		94	405		94	405	<input type="checkbox"/>
3	Smart Step 501		100	432		100	432		100	432	<input type="checkbox"/>
4	Frac Miser 500bbl		99	475		99	475		99	475	<input type="checkbox"/>
5	Frac Miser 500bbl		99	475		99	475		99	475	<input type="checkbox"/>
6	Smart Step 501		18	67		18	67		18	67	<input type="checkbox"/>
7	Frac Miser 500bbl		101	485		101	485		101	485	<input type="checkbox"/>
8	Frac Miser 500bbl		101	485		101	485		101	485	<input type="checkbox"/>
9	Single Step 510 bbl		107	466		107	466		107	466	<input type="checkbox"/>
10	Frac Miser 500bbl		98	470		98	470		98	470	<input type="checkbox"/>
11	Frac Miser 500bbl		96	460		96	460		96	460	<input type="checkbox"/>
12	Frac Miser 500bbl		100	480		100	480		100	480	<input type="checkbox"/>
13	Single Step 510 bbl		104	453		104	453		104	453	<input type="checkbox"/>
14	Frac Miser 500bbl		99	475		99	475		99	475	<input type="checkbox"/>
15	Single Step 510 bbl		94	407		94	407		94	407	<input type="checkbox"/>
16	Frac Miser 500bbl		94	450		94	450		94	450	<input type="checkbox"/>
17	Frac Miser 500bbl		94	450		94	450		94	450	<input type="checkbox"/>
18	Frac Miser 500bbl		101	485		101	485		101	485	<input type="checkbox"/>
19	Frac Miser 500bbl		98	470		98	470		98	470	<input type="checkbox"/>
20	Frac Miser 500bbl		97	465		97	465		97	465	<input type="checkbox"/>
21	Smart Step 501		112	479		112	479		112	479	<input type="checkbox"/>
22	Smart Step 501		115	490		115	490		115	490	<input type="checkbox"/>
23	Frac Miser 500bbl		92	440		92	440		92	440	<input type="checkbox"/>
24	Frac Miser 500bbl		95	455		95	455		95	455	<input type="checkbox"/>
25	Frac Miser 500bbl		24	108		24	108		24	108	<input type="checkbox"/>
26	Frac Miser 500bbl		96	460		96	460		96	460	<input type="checkbox"/>
27	Frac Miser 500bbl		91	435		91	435		91	435	<input type="checkbox"/>
28	Single Step 510 bbl		111	483		111	483		111	483	<input type="checkbox"/>
29	Frac Miser 500bbl		97	465		97	465		97	465	<input type="checkbox"/>
30	Frac Miser 500bbl		100	480		100	480		100	480	<input type="checkbox"/>
31	Smart Step 501		111	476		111	476		111	476	<input type="checkbox"/>
32	Frac Miser 500bbl		101	485		101	485		101	485	<input type="checkbox"/>
33	Frac Miser 500bbl		100	480		100	480		100	480	<input type="checkbox"/>
34	Frac Miser 500bbl		101	485		101	485		101	485	<input type="checkbox"/>
35	Frac Miser 500bbl		101	485		101	485		101	485	<input type="checkbox"/>
36	Frac Miser 500bbl		99	475		99	475		99	475	<input type="checkbox"/>
37	Frac Miser 500bbl		97	465		97	465		97	465	<input type="checkbox"/>
38	Frac Miser 500bbl		102	490		102	490		102	490	<input type="checkbox"/>
39	Single Step 510 bbl		113	492		113	492		113	492	<input type="checkbox"/>
40	Frac Miser 500bbl		97	465		95	455		95	455	<input type="checkbox"/>
Hydration											<input type="checkbox"/>
Total				17925			17915			17915	

BBLs to Prime	10.0
Available Water	752409 Gallons

Job Volumes		Bottoms	Total Volume	
1st job volume	89220	395 BBLs	1st STG	2136 bbls
2nd job volume		BBLs	2nd STG	bbls
3rd job volume		BBLs	3rd STG	bbls
4th job volume		BBLs	4th STG	bbls
5th job volume		BBLs		
6th job volume		BBLs	Total Pumped	2136 bbls
Flush		128 BBLs		
Ending		17915 BBLs		
Total Fluid Used		BBLs		
Ending Job Volume		2136 BBLs	89724	Gallons
Difference		-2136		
Percent		#DIV/0!		

WATER STRAPS OFF DUE TO CONSTANT FLOW

Description	Unit	Type	Beginning	Ending	Used	Design	Percent
Proppant	Pounds	30/50	513800	434800	79000	77800	-1.5
Acid	Gallons	HCL	750			750	
Surfactant	Gallons	Gperm	312	220	92	89	-3.4
Friction Red	Gallons	FR-56	167	122	45	44	-2.3
Sandwedge	Gallons	S.wedge	NA				

WILLIAMS PRODUCTION RMT INC
1515 Arapahoe St. Tower 3
Suite 1000
DENVER, CO 80202

Puckett WGV 22-23-697

MV III
Garfield County, CO

Sales Order: 5427384

Post Job Report

For: Mr. Keith Hofland
Date: Tuesday, October 16, 2007

Notice: Although the information contained in this report is based on sound engineering practices, the copyright owner(s) does (do) not accept any responsibility whatsoever, in negligence or otherwise, for any loss or damage arising from the possession or use of the report whether in terms of correctness or otherwise. The application, therefore, by the user of this report or any part thereof, is solely at the user's own risk.

HALLIBURTON

Table of Contents

1.0	Well Information	4
1.1	Customer Information	4
1.2	Pipe Information	4
1.3	Perforation Intervals	4
2.0	Pumping Schedule	5
2.1	Designed Pumping Schedule	5
3.0	Actual Stage Summary	7
3.1	Stage Summary	7
4.0	Performance Highlights	8
4.1	Job Summary	8
4.2	Job Event Log	9
5.0	Attachments	10
5.1	Treatment Chart	10
5.2	Chemical Chart	11
5.3	Average Chart	12

1.0 WELL INFORMATION

1.1 Customer Information

Customer	WILLIAMS PRODUCTION RMT INC
Sales Order	5427384
Well Name	Puckett WGV
Interval	5
Well Number	22-23-697
Start Time	16-Oct-07 11:23:32
County	Garfield
State	Colorado
UWI/API	05-045-14155
Country	United States of America
H2S Present	Unknown
Customer Representative	Mr. Keith Hofland
Halliburton Representative	Mr. Austin Duckworth

1.2 Pipe Information

Equipment	Top MD ft	Bottom MD ft	OD in	ID in	Grade	Weight lb/ft
Casing	0.0	8250.0	4.500	4.000	L-80	11.60
Surface Pipe	0.0	50.0	5.000	4.000		

1.3 Perforation Intervals

Top MD ft	Bottom MD ft	Number of Shots	Perf Density spf	Perf Diameter in	Perf Formation
7911.0	7912.0	3	2.0	0.420	MV 3 Perforation Interval
7923.0	7924.0	3	2.0	0.420	MV 3 Perforation Interval
7955.0	7956.0	3	2.0	0.420	MV 3 Perforation Interval
8000.0	8001.0	3	2.0	0.420	MV 3 Perforation Interval
8025.0	8027.0	5	2.0	0.420	MV 3 Perforation Interval

2.0 PUMPING SCHEDULE

2.1 Designed Pumping Schedule

Stage Number	Description	Fluid System	Clean Volume gal	Slurry Volume gal	Prop Conc Start lb/gal	Prop Conc End lb/gal	Prop Type	Prop Mass 100*lb	Rate Stage Start bpm	Rate Stage End bpm	Stage Time min
1	Acid	10%_Hydrochloric Acid	750	750	0.00	0.00			10.0	10.0	1.84
2	Pad	Waterfrac	8000	8000	0.00	0.00			43.0	43.0	4.43
3	Proppant Laden Fluid	Waterfrac	4000	4091	0.50	0.50	SAND-PREMIUM WHITE-20/40, BULK (100003678)	20.00	43.0	43.0	2.27
4	Proppant Laden Fluid	Waterfrac	7000	7238	0.75	0.75	SAND-PREMIUM WHITE-20/40, BULK (100003678)	52.50	43.0	43.0	4.01
5	Proppant Laden Fluid	Waterfrac	11000	11499	1.00	1.00	SAND-PREMIUM WHITE-20/40, BULK (100003678)	110.00	43.0	43.0	6.37
6	Proppant Laden Fluid	Waterfrac	11000	11624	1.25	1.25	SAND-PREMIUM WHITE-20/40, BULK (100003678)	137.50	43.0	43.0	6.44

Stage Number	Description	Fluid System	Clean Volume gal	Slurry Volume gal	Prop Conc Start lb/gal	Prop Conc End lb/gal	Prop Type	Prop Mass 100*lb	Rate Stage Start bpm	Rate Stage End bpm	Stage Time min
7	Proppant Laden Fluid	Waterfrac	7000	7476	1.50	1.50	SAND-PREMIUM WHITE-20/40, BULK (100003678)	105.00	43.0	43.0	4.14
8	Flush	Flush	5292	5292	0.00	0.00			43.0	43.0	2.93
9	Shut-In	WATER FRAC G 30# - SBM (15347)	0	0	0.00	0.00					0.00
Total			54042	55970				425.00			32.41

3.0 ACTUAL STAGE SUMMARY

3.1 Stage Summary

Stage Number	Start Time	Max Treating Pressure psi	Avg Treating Pressure psi	Max Slurry Rate bpm	Avg Slurry Rate bpm	Avg Clean Rate bpm	Slurry Volume gal	Clean Volume gal	Proppant Mass Pumped 100*lb	Avg HHP hp
1	12:16:58	790	731	10.3	8.9	8.9	748	748	0.00	160
2	12:19:15	4246	2738	43.9	36.2	36.2	8023	8023	0.00	2429
3	12:24:32	2177	2088	43.9	43.8	43.3	4050	4003	10.34	2243
4	12:26:44	2054	1971	43.9	43.9	42.3	7244	6991	55.66	2118
5	12:30:40	1935	1898	43.9	43.9	41.9	11519	11009	112.40	2040
6	12:36:55	4416	2917	43.9	43.6	41.1	11675	11013	145.92	3114
7	12:43:18	4248	3822	47.4	43.2	40.6	7832	7351	105.95	4047
8	12:47:37	5171	3967	43.8	40.4	40.4	5306	5306	0.00	3923
9	12:51:12	0	0	0.0	0.0	0.0	0	0	0.00	0
							56397	54446	430.27	

4.0 PERFORMANCE HIGHLIGHTS

4.1 Job Summary

Start Time	16-Oct-07 12:16:58	
End Time	16-Oct-07 12:51:43	

Engineering Notes		
Engineer on Location	Jodi Tveitmoe	
Initial Rate(Breakdown)	34.4	bpm
Initial Pressure(Breakdown)	3154	psi
Max Rate	43.9	bpm
Max Pressure	5171	psi
Average Rate	43.6	bpm
Average Pressure	2565	psi
ISIP	n\	psi
Initial Frac Grad.	n\	psi/ft
ISDP	243	psi
Final Frac Grad.	0.47	psi/ft
Initial Braden Head	0	psi
Max Braden Head	6	psi
Casing Type	4 1/2" 11.6 lb	in
Sand Used(Proppant delivered)	4347	sk
Proppant Pumped	420	sk
Proppant in Formation	420	sk
Maximum Proppant Concentration	1.5	lbs/gal
Initial Perfs Open	n\	
Perf Diameter	0.42	in
Acid + Pad Volume	209	bbl
SLF Volume	961	bbl
Flush Volume	126	bbl
Job Notes:		
Did not shut down for ISIP. Flushed 3 bbls past top perf. Pumped job to completion.		

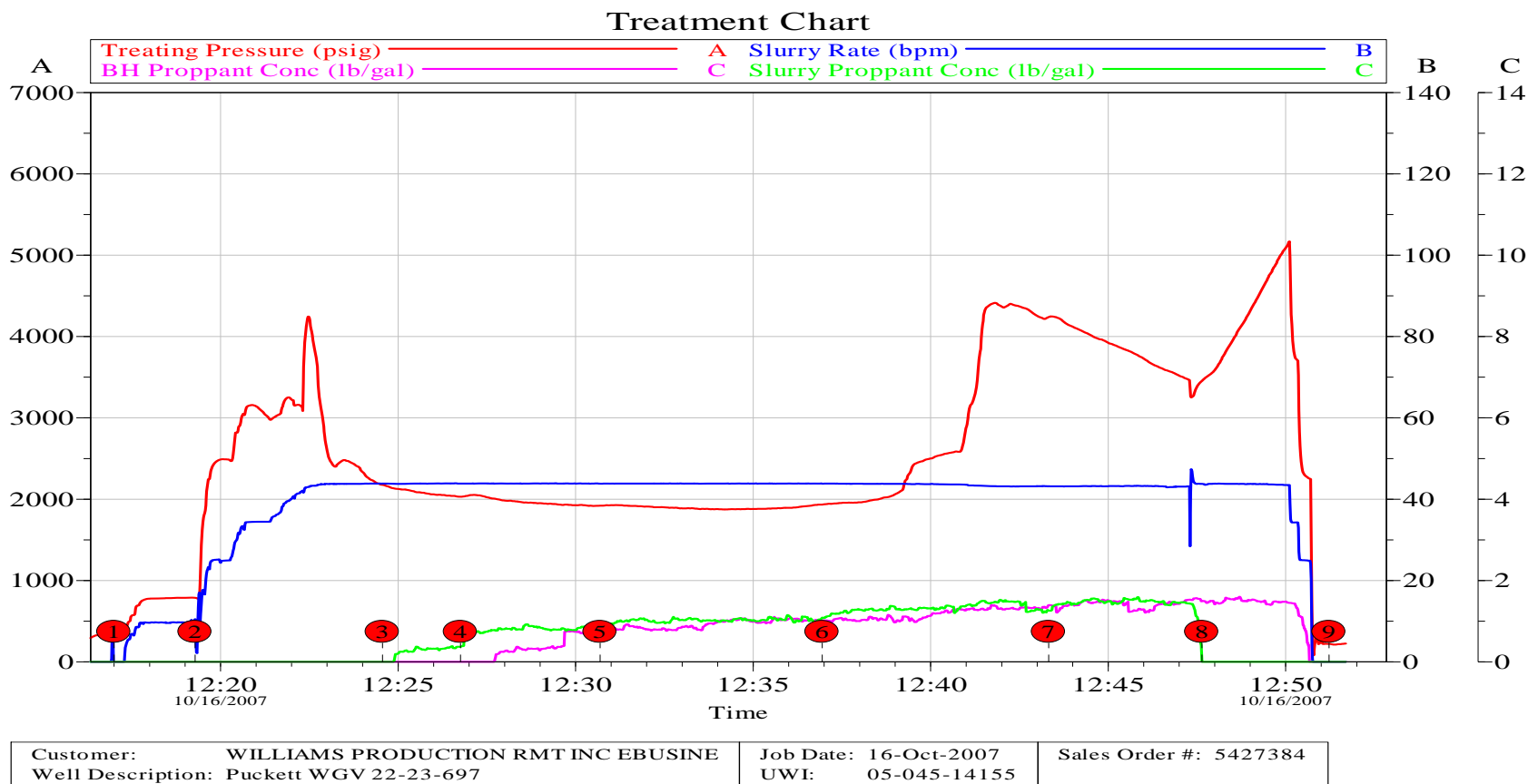
4.2 Job Event Log

Time	Description	Comment	Treating Pressure psi	Job Clean Vol gal	Job Proppant 100*lb
16-Oct-07 12:13:49	Start Job	Starting Job			
12:13:49	Next Treatment	Treatment Interval 1			
12:16:59	Stage 1	Acid	339	21	0.00
12:19:16	Stage 2	Pad	790	748	0.00
12:20:52	Break Formation	3154 psi at 34.4	3158	2424	0.00
12:24:33	Stage 3	Proppant Laden Fluid	2178	8772	0.00
12:26:45	Stage 4	Proppant Laden Fluid	2031	12774	10.34
12:30:41	Stage 5	Proppant Laden Fluid	1920	19765	66.00
12:36:56	Stage 6	Proppant Laden Fluid	1935	30775	178.40
12:43:19	Stage 7	Proppant Laden Fluid	4237	41788	324.32
12:47:38	Stage 8	Flush	3451	49140	430.27
12:51:13	Stage 9	Shut-In	222	54446	430.27
12:51:43	End Job	Ending Job	226	54446	430.27

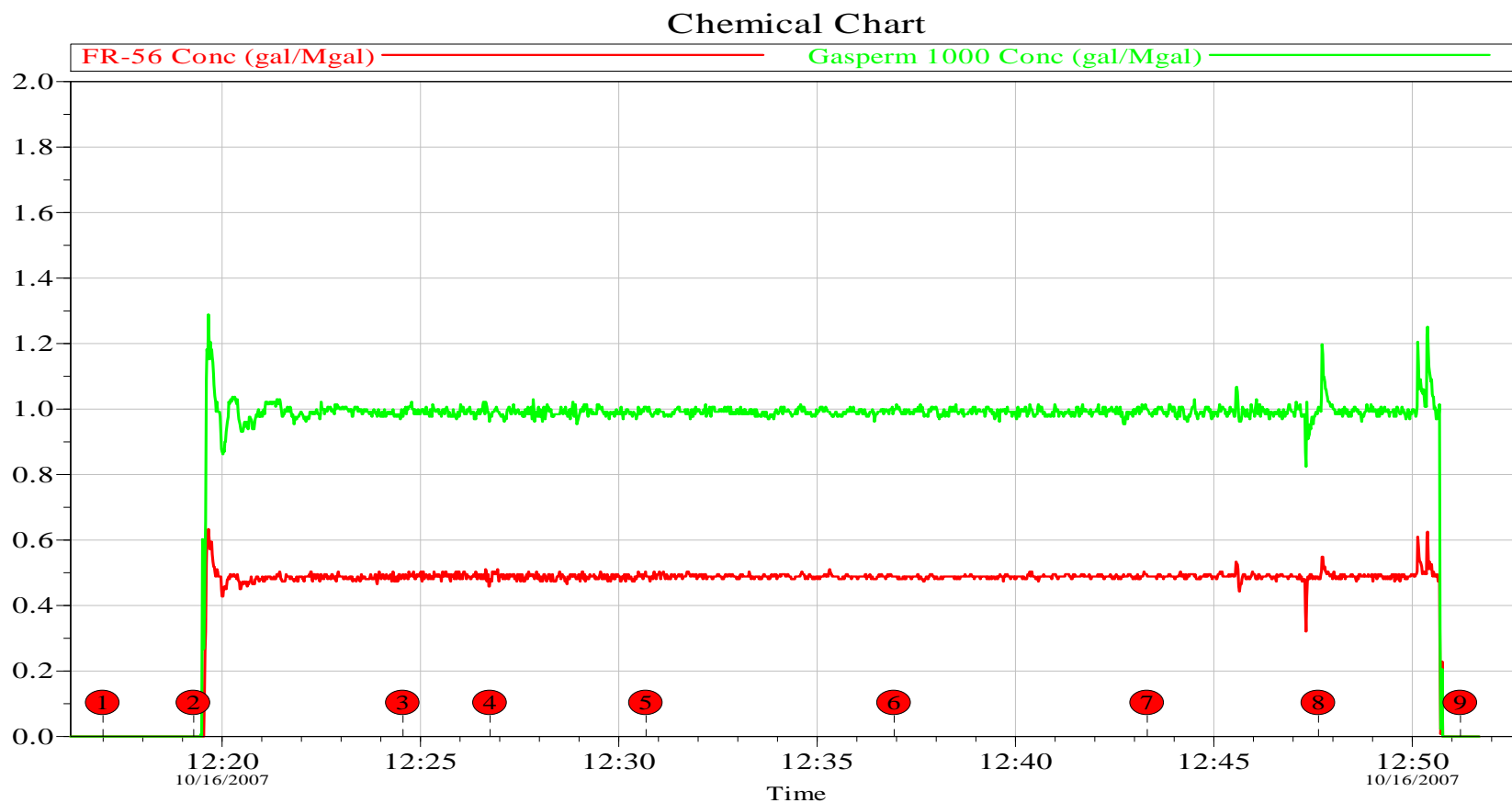
Time	Description	Comment	Stage At Blender	Slurry Rate bpm	N2 Pressure psi
12:13:49	Start Job	Starting Job			
12:13:49	Next Treatment	Treatment Interval 1			
12:16:59	Stage 1	Acid	0	0.0	2
12:19:16	Stage 2	Pad	1	10.0	2
12:20:52	Break Formation	3154 psi at 34.4	2	34.4	2
12:24:33	Stage 3	Proppant Laden Fluid	2	43.8	2
12:26:45	Stage 4	Proppant Laden Fluid	3	43.9	2
12:30:41	Stage 5	Proppant Laden Fluid	4	43.8	2
12:36:56	Stage 6	Proppant Laden Fluid	5	43.9	2
12:43:19	Stage 7	Proppant Laden Fluid	6	43.2	2
12:47:38	Stage 8	Flush	7	43.8	5
12:51:13	Stage 9	Shut-In	8	0.0	6
12:51:43	End Job	Ending Job	9	0.0	6

5.0 ATTACHMENTS

5.1 Treatment Chart

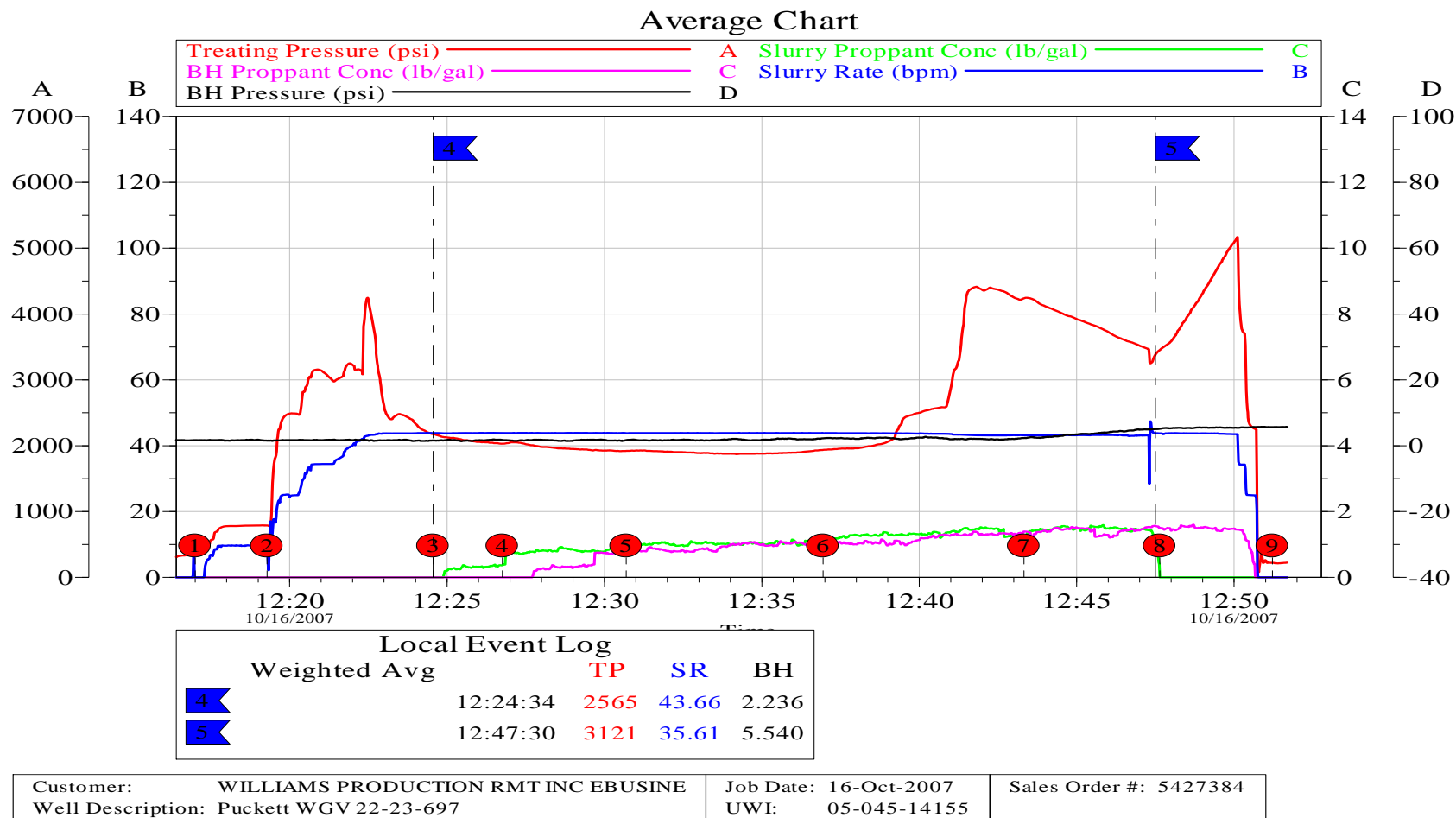


5.2 Chemical Chart



Customer:	WILLIAMS PRODUCTION RMT INC EBUSINE	Job Date:	16-Oct-2007	Sales Order #:	5427384
Well Description:	Puckett WGV 22-23-697	UWI:	05-045-14155		

5.3 Average Chart



Company: Williams Prod RMT
 Lease: Puckett WGV 22-23-697
 Formation: Mesaverde III

HALLIBURTON

5427384

215° F

Date Pumped: October 16, 2007

NENW 23-6S-97W

Stage	Fluid Schedule	Volume (gals)	Cumulative Volume (gals)	Proppant Type	Prop Conc (ppg)	Proppant Total (lbs)	Slurry Volume (bbls)	Rate (bpm)	Stage Time (h:min:sec)	Total Time (h:min:sec)	(gpt)	FR-56 (gpt)	Gas Perm 1000 (gpt)	(gal/Mlbs)	Stage
1	10% HCl	750	750				18	10	0:01:47	0:32:36					1
2	Pad	8,023	8,773				191	43	0:04:27	0:30:49		0.50	1.00		2
3	Water Frac	4,003	12,776	20/40 White Sand	0.50	2,002	97	43	0:02:16	0:26:22		0.50	1.00		3
4	Water Frac	6,991	19,767	20/40 White Sand	0.75	5,243	172	43	0:04:00	0:24:06		0.50	1.00		4
5	Water Frac	11,009	30,776	20/40 White Sand	1.00	11,009	274	43	0:06:22	0:20:06		0.50	1.00		5
6	Water Frac	11,013	41,789	20/40 White Sand	1.25	13,766	277	43	0:06:27	0:13:44		0.50	1.00		6
7	Water Frac	7,351	49,140	20/40 White Sand	1.50	11,027	187	43	0:04:21	0:07:17		0.50	1.00		7
8	Flush	5,306	54,446				126	43	0:02:56	0:02:56		0.50	1.00		8
Totals		54,446				43,047	1,343		0:32:36			26.8	53.7		

Callsheet Totals for Materials on Location - 25% Excess

Percent Pad: 17.85%	Csg Size	Csg Weight	Pipe Friction	FR-56	Gas Perm 1000
Pad + SLF: 49,140	4 1/2	11.6	881.1	34	67
Pad + SLF + Flush: 54,446					

Reservoir Pressure:	3,586	psi	Press Gradient:	0.45	psi/ft	4963	Mountain <
---------------------	-------	-----	-----------------	------	--------	------	---

Weight Slips

4,347

Recommendation Amount \$

Field Ticket Amount \$

WILLIAMS PRODUCTION RMT INC
1515 Arapahoe St. Tower 3
Suite 1000
DENVER, CO 80202

Puckett WGV 22-23-697

MV IV
Garfield County, CO

Sales Order: 5427393

Post Job Report

For: Mr. Keith Hofland
Date: Tuesday, October 16, 2007

Notice: Although the information contained in this report is based on sound engineering practices, the copyright owner(s) does (do) not accept any responsibility whatsoever, in negligence or otherwise, for any loss or damage arising from the possession or use of the report whether in terms of correctness or otherwise. The application, therefore, by the user of this report or any part thereof, is solely at the user's own risk.

HALLIBURTON

Table of Contents

1.0	Well Information	4
1.1	Customer Information	4
1.2	Pipe Information	4
1.3	Perforation Intervals	4
2.0	Pumping Schedule	5
2.1	Designed Pumping Schedule	5
3.0	Actual Stage Summary	7
3.1	Stage Summary	7
4.0	Performance Highlights	8
4.1	Job Summary	8
4.2	Job Event Log	9
5.0	Attachments	10
5.1	Treatment Chart	10
5.2	Chemical Chart	11
5.3	Average Chart	12

1.0 WELL INFORMATION

1.1 Customer Information

Customer	WILLIAMS PRODUCTION RMT INC
Sales Order	5427393
Well Name	Puckett WGV
Interval	6
Well Number	22-23-697
Start Time	16-Oct-07 13:06:59
County	Garfield
State	Colorado
UWI/API	05-045-14155
Country	United States of America
H2S Present	Unknown
Customer Representative	Mr. Keith Hofland
Halliburton Representative	Mr. Austin Duckworth

1.2 Pipe Information

Equipment	Top MD ft	Bottom MD ft	OD in	ID in	Grade	Weight lb/ft
Casing	0.0	8000.0	4.500	4.000	L-80	11.60
Surface Pipe	0.0	50.0	5.000	4.000		

1.3 Perforation Intervals

Top MD ft	Bottom MD ft	Number of Shots	Perf Density spf	Perf Diameter in	Perf Formation
7714.0	7715.0	3	2.0	0.420	MV 4 Perforation Interval
7730.0	7731.0	3	2.0	0.420	MV 4 Perforation Interval
7758.0	7760.0	4	1.5	0.420	MV 4 Perforation Interval
7811.0	7812.0	3	2.0	0.420	MV 4 Perforation Interval
7826.0	7827.0	3	2.0	0.420	MV 4 Perforation Interval
7852.0	7854.0	5	2.0	0.420	MV 4 Perforation Interval

2.0 PUMPING SCHEDULE

2.1 Designed Pumping Schedule

Stage Number	Description	Fluid System	Clean Volume gal	Slurry Volume gal	Prop Conc Start lb/gal	Prop Conc End lb/gal	Prop Type	Prop Mass 100*lb	Rate Stage Start bpm	Rate Stage End bpm	Stage Time min
1	Acid	10%_Hydrochloric Acid	1000	1000	0.00	0.00			10.0	10.0	2.45
2	Pad	Waterfrac	8000	8000	0.00	0.00			53.0	53.0	3.60
3	Proppant Laden Fluid	Waterfrac	12000	12272	0.50	0.50	SAND-PREMIUM WHITE-20/40, BULK (100003678)	60.00	53.0	53.0	5.52
4	Proppant Laden Fluid	Waterfrac	21000	21714	0.75	0.75	SAND-PREMIUM WHITE-20/40, BULK (100003678)	157.50	53.0	53.0	9.76
5	Proppant Laden Fluid	Waterfrac	32000	33451	1.00	1.00	SAND-PREMIUM WHITE-20/40, BULK (100003678)	320.00	53.0	53.0	15.04
6	Proppant Laden Fluid	Waterfrac	32000	33814	1.25	1.25	SAND-PREMIUM WHITE-20/40, BULK (100003678)	400.00	53.0	53.0	15.20

Stage Number	Description	Fluid System	Clean Volume gal	Slurry Volume gal	Prop Conc Start lb/gal	Prop Conc End lb/gal	Prop Type	Prop Mass 100*lb	Rate Stage Start bpm	Rate Stage End bpm	Stage Time min
7	Proppant Laden Fluid	Waterfrac	21000	22429	1.50	1.50	SAND-PREMIUM WHITE-20/40, BULK (100003678)	315.00	53.0	53.0	10.09
8	Flush	Flush	5040	5040	0.00	0.00			53.0	53.0	2.26
Total			132040	137721				1252.50			63.92

3.0 ACTUAL STAGE SUMMARY

3.1 Stage Summary

Stage Number	Start Time	Max Treating Pressure psi	Avg Treating Pressure psi	Max Slurry Rate bpm	Avg Slurry Rate bpm	Avg Clean Rate bpm	Slurry Volume gal	Clean Volume gal	Proppant Mass Pumped 100*lb	Avg HHP hp
1	14:06:23	814	718	9.8	9.1	9.1	1002	1002	0.00	161
2	14:09:15	3396	2468	53.1	33.4	33.4	8038	8038	0.00	2021
3	14:14:59	2274	2220	53.9	53.6	52.4	12312	12031	61.97	2915
4	14:20:27	2170	2147	54.2	53.9	52.1	21797	21040	166.86	2838
5	14:30:04	2271	2170	54.2	53.9	51.5	33492	32026	323.13	2866
6	14:44:52	2341	2239	54.2	53.5	50.6	33914	32030	415.43	2938
7	14:59:57	2200	2153	53.3	52.9	49.5	23319	21845	325.08	2789
8	15:10:27	2289	1922	57.4	47.0	47.0	4999	4999	0.00	2213
							138873	133011	1292.46	

4.0 PERFORMANCE HIGHLIGHTS

4.1 Job Summary

Start Time	16-Oct-07 14:06:23	
End Time	16-Oct-07 15:14:13	

Engineering Notes		
Engineer on Location	Jodi Tveitmoe	
Initial Rate(Breakdown)	31.5	bpm
Initial Pressure(Breakdown)	3393	psi
Max Rate	54.2	bpm
Max Pressure	3396	psi
Average Rate	53.7	bpm
Average Pressure	2193	psi
ISIP	n\	psi
Initial Frac Grad.	n\	psi/ft
ISDP	446	psi
Final Frac Grad.	0.5	psi/ft
Initial Braden Head	20	psi
Max Braden Head	21	psi
Casing Type	4 1/2" 11.6 lb	in
Sand Used(Proppant delivered)	3927	sk
Proppant Pumped	1240	sk
Proppant in Formation	1240	sk
Maximum Proppant Concentration	1.5	lbs/gal
Initial Perfs Open	n\	
Perf Diameter	0.42	in
Acid + Pad Volume	215	bbl
SLF Volume	2833	bbl
Flush Volume	119	bbl
Job Notes:		
Did not shut down for ISIP. Flushed past top perf. Pumped job to completion.		

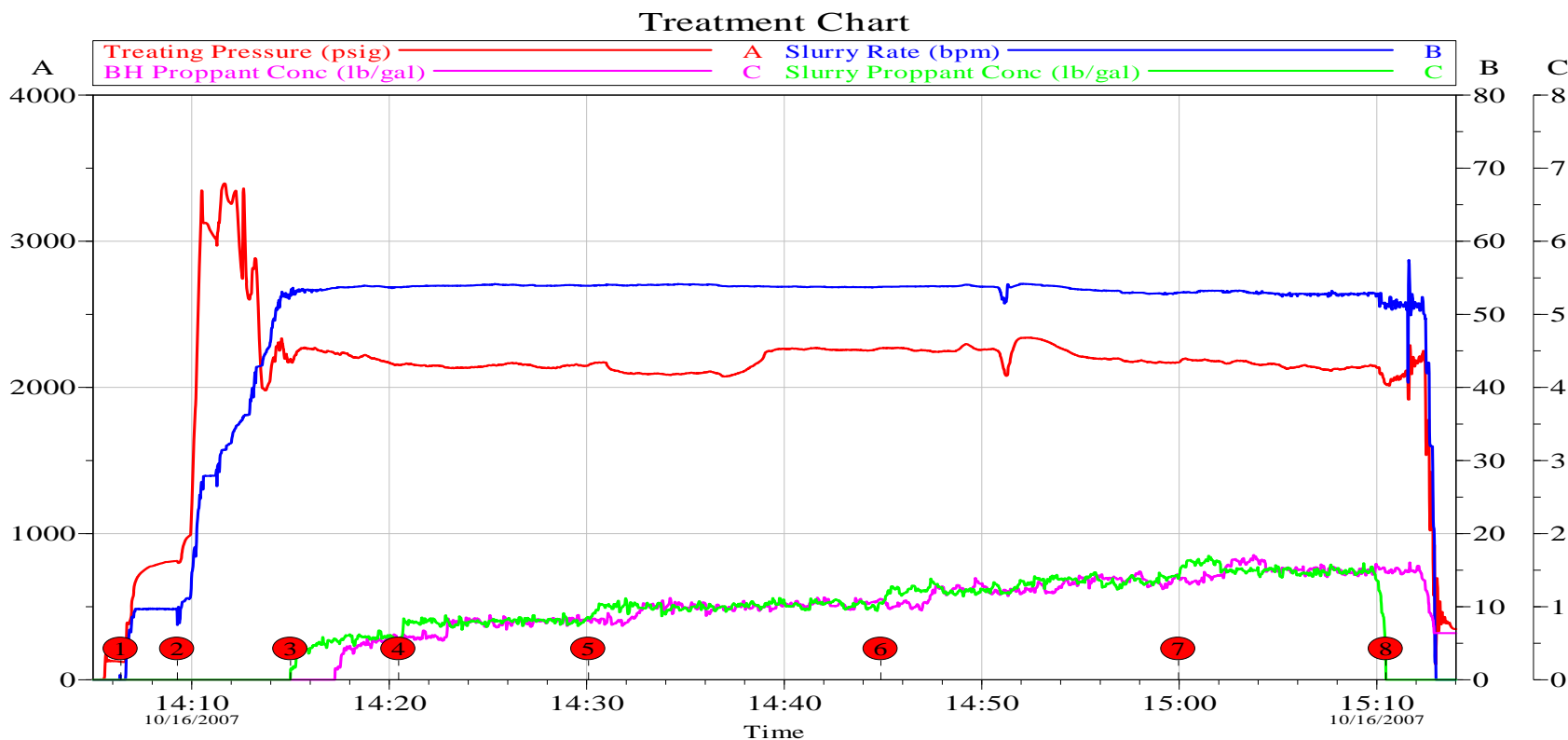
4.2 Job Event Log

Time	Description	Comment	Treating Pressure psi	Job Clean Vol gal	Job Proppant 100*lb
16-Oct-07 14:04:18	Start Job	Starting Job			
14:04:18	Next Treatment	Treatment Interval 1			
14:06:24	Stage 1	Acid	124	1	0.00
14:09:16	Stage 2	Pad	814	1002	0.00
14:11:39	Break Formation		3395	3141	0.00
14:15:00	Stage 3	Proppant Laden Fluid	2177	9040	0.00
14:20:28	Stage 4	Proppant Laden Fluid	2154	21071	61.97
14:30:05	Stage 5	Proppant Laden Fluid	2150	42111	228.82
14:44:53	Stage 6	Proppant Laden Fluid	2269	74137	551.95
14:59:58	Stage 7	Proppant Laden Fluid	2171	106167	967.38
15:10:28	Stage 8	Flush	2024	128012	1292.46
15:14:13	End Job	Ending Job	348	133011	1292.46

Time	Description	Comment	Stage At Blender	Slurry Rate bpm	BH Pressure psi
14:04:18	Start Job	Starting Job			
14:04:18	Next Treatment	Treatment Interval 1			
14:06:24	Stage 1	Acid	0	0.0	19
14:09:16	Stage 2	Pad	1	9.3	19
14:11:39	Break Formation		2	31.5	19
14:15:00	Stage 3	Proppant Laden Fluid	2	52.5	21
14:20:28	Stage 4	Proppant Laden Fluid	3	53.7	21
14:30:05	Stage 5	Proppant Laden Fluid	4	53.9	20
14:44:53	Stage 6	Proppant Laden Fluid	5	53.8	19
14:59:58	Stage 7	Proppant Laden Fluid	6	53.0	18
15:10:28	Stage 8	Flush	7	50.8	17
15:14:13	End Job	Ending Job	8	0.0	17

5.0 ATTACHMENTS

5.1 Treatment Chart

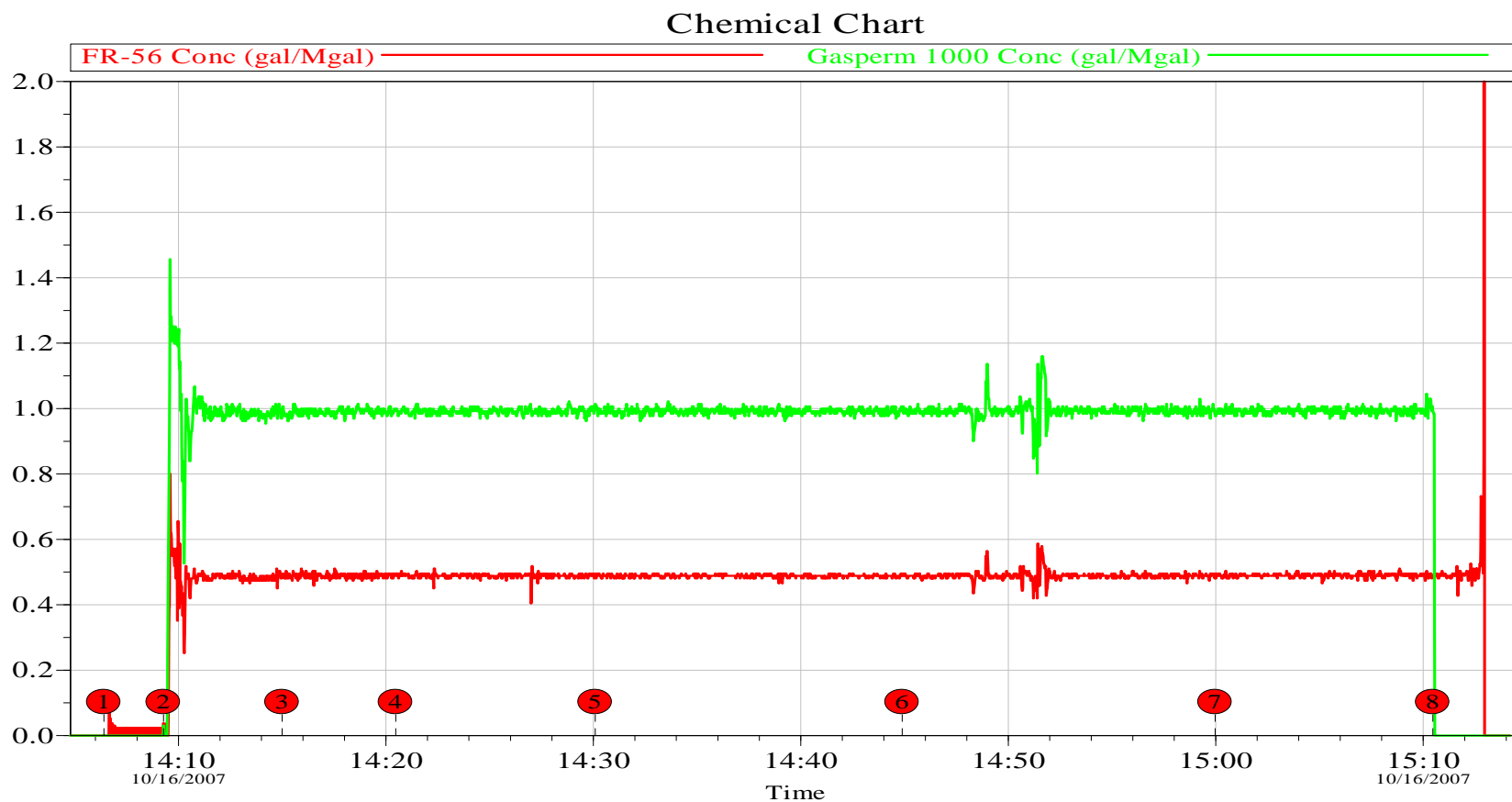


Customer: WILLIAMS PRODUCTION RMT INC EBUSINE
Well Description: Puckett WGV 22-23-697

Job Date: 16-Oct-2007
UWI: 05-045-14155

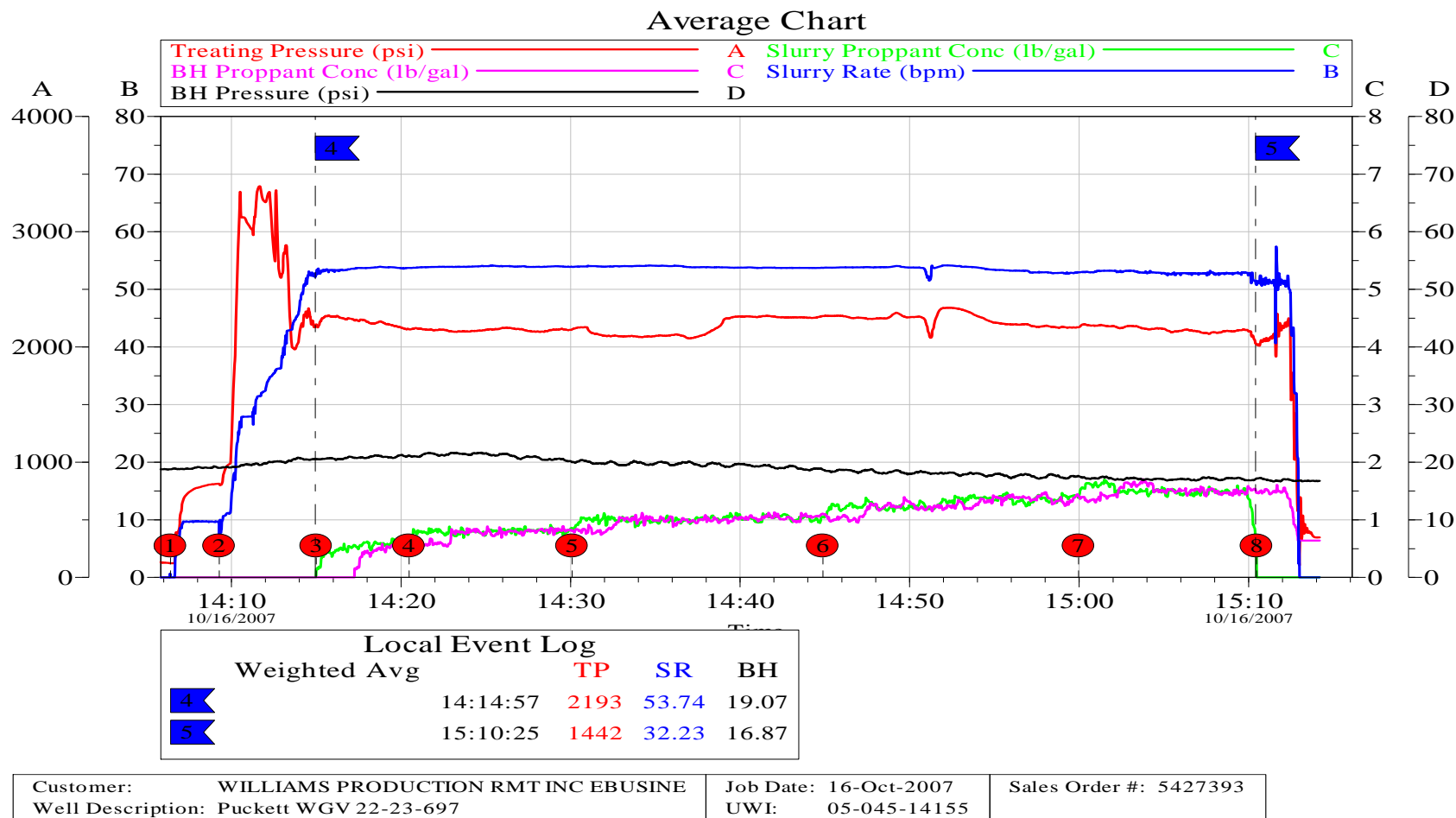
Sales Order #: 5427393

5.2 Chemical Chart



Customer: WILLIAMS PRODUCTION RMT INC EBUSINE	Job Date: 16-Oct-2007	Sales Order #: 5427393
Well Description: Puckett WGV 22-23-697	UWI: 05-045-14155	

5.3 Average Chart



Company: Williams Prod RMT
 Lease: Puckett WGV 22-23-697
 Formation: Mesaverde IV

HALLIBURTON

5427393

212° F

Date Pumped: October 16, 2007

NENW 23-6S-97W

Stage	Fluid Schedule	Volume (gals)	Cumulative Volume (gals)	Proppant Type	Prop Conc (ppg)	Proppant Total (lbs)	Slurry Volume (bbls)	Rate (bpm)	Stage Time (h:min:sec)	Total Time (h:min:sec)	(gpt)	FR-56 (gpt)	Gas Perm 1000 (gpt)	(gal/Mlbs)	Stage
1	10% HCl	1,000	1,000				24	10	0:02:23	1:04:15					1
2	Pad	8,038	9,038				191	53	0:03:37	1:01:53		0.50	1.00		2
3	Water Frac	12,031	21,069	20/40 White Sand	0.50	6,016	293	53	0:05:32	0:58:16		0.50	1.00		3
4	Water Frac	21,040	42,109	20/40 White Sand	0.75	15,780	518	53	0:09:46	0:52:44		0.50	1.00		4
5	Water Frac	32,026	74,135	20/40 White Sand	1.00	32,026	797	53	0:15:02	0:42:58		0.50	1.00		5
6	Water Frac	32,030	106,165	20/40 White Sand	1.25	40,038	806	53	0:15:12	0:27:56		0.50	1.00		6
7	Water Frac	21,845	128,010	20/40 White Sand	1.50	32,768	555	53	0:10:29	0:12:44		0.50	1.00		7
8	Flush	4,999	133,009				119	53	0:02:15	0:02:15		0.50	1.00		8
Totals		133,009				126,627	3,303		1:04:15			66.0	132.0		

Callsheet Totals for Materials on Location - 25% Excess

Percent Pad:	7.06%	Csg Size	Csg Weight	Pipe Friction		FR-56	Gas Perm 1000	
Pad + SLF:	128,010	4 1/2	11.6	1224.3		83	165	
Pad + SLF + Flush:	133,009							

Reservoir Pressure:	3,503	psi	Press Gradient:	0.45	psi/ft	4963	Mountain	3146	Maximum Chemical Additive Rates - 53 bpm			
BHTP:	5,838	psi	Temp Gradient:	1.95	° F/100 ft	70		550		FR-56 1.11	Gas Perm 1000 2.23	
Frac Gradient:	0.75	psi/ft	Treating Press:	4217	psi				gpm	gpm	gpm	gpm
HHP:	5479		Density:	8.43	lb/gal					54	27	
Mid Perf:	7784	feet	Gross Feet					457	Sec	Sec	Sec	Sec
Number of Perfs:	21		140			450						
Perf Diameter:	0.42	inches	Net Feet									
Perf Friction:	566	psi	106						Actual	Actual	Actual	Actual
									Bucket Size (gals)		1	
Perf Zone #1	7714	to	7715	3	holes	460	Mover	460	<u>2</u> % KCL			
Perf Zone #2	7730	to	7731	3	holes				Shut down for ISIP and perform perf calculations.			
Perf Zone #3	7758	to	7760	4	holes				Monitor surface casing pressure.			
Perf Zone #4	7811	to	7812	3	holes							
Perf Zone #5	7826	to	7827	3	holes	460		460				
Perf Zone #6	7852	to	7854	5	holes							
								560				
							Weight Slips					

Mountain
Mover
Estimates

Weight Slips

Recommendation Amount \$

Field Ticket Amount \$

3,927

Company: Williams Prod RMT
Lease: Puckett WGV 22-23-697
Formation: Mesaverde V

HALLIBURTON

208° F

5428199

Date Pumped: October 17, 2007

NENW 23-6S-97W

N. or CO₂ Rate N. or CO₂ Vol

Stage	Fluid Schedule	Volume (gals)	Cumulative Volume (gals)	Proppant Type	Prop Conc (ppg)	Proppant Total (lbs)	Slurry Volume (bbls)	Rate (bpm)	Stage Time (h:min:sec)	Total Time (h:min:sec)	(gpt)	FR-56 (gpt)	HC-2 (gpt)	Gas Perm 1000 (gpt)	CO2 Rate (bpm)	CO2 Vol (bbl)	CO2 Wt (ton)	Stage
1	10% HCl	750	750				18	10	0:01:47	0:47:47								1
2	Pad	9,999	10,749				238	46.4	0:05:08	0:45:59		0.50	2.00	1.00	10.97	45.00	8.04	2
3	Water Frac	7,204	17,953	20/40 White Sand	0.63	4,539	176	46.66	0:03:47	0:40:52		0.50	2.00	1.00	10.86	41.00	7.33	3
4	Water Frac	13,767	31,720	20/40 White Sand	0.94	12,941	342	46.78	0:07:18	0:37:05		0.50	2.00	1.00	10.84	73.60	13.15	4
5	Water Frac	19,174	50,894	20/40 White Sand	1.25	23,968	482	46.9	0:10:17	0:29:46		0.50	2.00	1.00	10.78	111.10	19.85	5
6	Water Frac	19,202	70,096	20/40 White Sand	1.56	29,955	489	47.02	0:10:25	0:19:29		0.50	2.00	1.00	10.70	111.30	19.89	6
7	Water Frac	12,842	82,938	20/40 White Sand	1.88	24,143	332	47.14	0:07:02	0:09:05		0.50	2.00	1.00	10.59	74.30	13.28	7
8	Flush	4,976	87,914				118	58	0:02:03	0:02:03		0.50		1.00				8
Totals		87,914				95,545	2,196		0:47:47			43.6	164.4	87.2	885.3	456.3	81.5	

Callsheet Totals for Materials on Location - 25% F

995

	FR-56	HC-2	Gas Perm 1000	CO2 Rate	CO2 Vol	CO2 Wt
	54	205	109	1106.640813	570.375	101.926013

Reservoir Pressure:	3,404	psi	Press Gradient:	0.45	psi/ft	4963	Mountain <
---------------------	-------	-----	-----------------	------	--------	------	---

Weight Slips

5,689

Recommendation Amount \$

Field Ticket Amount \$

WILLIAMS PRODUCTION RMT INC
1515 Arapahoe St. Tower 3
Suite 1000
DENVER, CO 80202

Puckett WGV 22-23-697

MV V
Garfield County, CO

Sales Order: 5428199

Post Job Report

For: Mr. Keith Hofland
Date: Wednesday, October 17, 2007

Notice: Although the information contained in this report is based on sound engineering practices, the copyright owner(s) does (do) not accept any responsibility whatsoever, in negligence or otherwise, for any loss or damage arising from the possession or use of the report whether in terms of correctness or otherwise. The application, therefore, by the user of this report or any part thereof, is solely at the user's own risk.

HALLIBURTON

Table of Contents

1.0	Well Information	4
1.1	Customer Information	4
1.2	Pipe Information	4
1.3	Perforation Intervals	5
2.0	Pumping Schedule	6
2.1	Designed Pumping Schedule	6
3.0	Actual Stage Summary	8
3.1	Stage Summary	8
4.0	Performance Highlights	9
4.1	Job Summary	9
4.2	Job Event Log	11
5.0	Attachments	12
5.1	Treatment Chart	12
5.2	Chemical Chart	13
5.3	Averages Chart	14

1.0 WELL INFORMATION

1.1 Customer Information

Customer	WILLIAMS PRODUCTION RMT INC
Sales Order	5428199
Well Name	Puckett WGV
Interval	7
Well Number	22-23-697
Start Time	17-Oct-07 09:56:36
County	Garfield
State	Colorado
UWI/API	05-045-14155
Country	United States of America
H2S Present	Unknown
Customer Representative	Mr. Keith Hofland
Halliburton Representative	Mr. Austin Duckworth

1.2 Pipe Information

Equipment	Top MD ft	Bottom MD ft	OD in	ID in	Grade	Weight lb/ft
Casing	0.0	7800.0	4.500	4.000	L-80	11.60
Surface Pipe	0.0	50.0	5.000	4.000		

1.3 Perforation Intervals

Top MD ft	Bottom MD ft	Number of Shots	Perf Density spf	Perf Diameter in	Perf Formation
7485.0	7486.0	3	2.0	0.420	MV 5 Perforation Interval
7514.0	7515.0	3	2.0	0.420	MV 5 Perforation Interval
7533.0	7534.0	3	2.0	0.420	MV 5 Perforation Interval
7572.0	7573.0	3	2.0	0.420	MV 5 Perforation Interval
7584.0	7585.0	3	2.0	0.420	MV 5 Perforation Interval
7606.0	7607.0	3	2.0	0.420	MV 5 Perforation Interval
7644.0	7646.0	5	2.0	0.420	MV 5 Perforation Interval

2.0 PUMPING SCHEDULE

2.1 Designed Pumping Schedule

Stage Number	Description	Fluid System	Clean Volume gal	Slurry Volume gal	Prop Conc Start lb/gal	Prop Conc End lb/gal	Prop Type	Prop Mass 100*lb	Rate Stage Start bpm	Rate Stage End bpm	Stage Time min
1	Acid	10%_Hydrochloric Acid	750	750	0.00	0.00			10.0	10.0	1.84
2	Pad	Waterfrac	10000	10000	0.00	0.00			46.4	46.4	5.13
3	Proppant Laden Fluid	Waterfrac	7200	7406	0.63	0.63	SAND-PREMIUM WHITE-20/40, BULK (100003678)	45.36	46.7	46.7	3.78
4	Proppant Laden Fluid	Waterfrac	12800	13346	0.94	0.94	SAND-PREMIUM WHITE-20/40, BULK (100003678)	120.32	46.8	46.8	6.79
5	Proppant Laden Fluid	Waterfrac	19200	20289	1.25	1.25	SAND-PREMIUM WHITE-20/40, BULK (100003678)	240.00	46.9	46.9	10.30
6	Proppant Laden Fluid	Waterfrac	19200	20558	1.56	1.56	SAND-PREMIUM WHITE-20/40, BULK (100003678)	299.52	47.0	47.0	10.41

Stage Number	Description	Fluid System	Clean Volume gal	Slurry Volume gal	Prop Conc Start lb/gal	Prop Conc End lb/gal	Prop Type	Prop Mass 100*lb	Rate Stage Start bpm	Rate Stage End bpm	Stage Time min
7	Proppant Laden Fluid	Waterfrac	12800	13891	1.88	1.88	SAND-PREMIUM WHITE-20/40, BULK (100003678)	240.64	47.1	47.1	7.02
8	Flush	Flush	4998	4998	0.00	0.00			58.0	58.0	2.05
9	Shut-In	WATER FRAC G 30# - SBM (15347)	0	0	0.00	0.00			0.0	0.0	0.00
Total			86948	91238				945.84			47.32

3.0 ACTUAL STAGE SUMMARY

3.1 Stage Summary

Stage Number	Start Time	Max Treating Pressure psi	Avg Treating Pressure psi	Max Slurry Rate bpm	Avg Slurry Rate bpm	Avg Clean Rate bpm	Slurry Volume gal	Clean Volume gal	Avg HHP hp
1	14:47:57	1958	1669	11.7	8.6	8.6	748	748	351
2	14:50:46	4593	3001	46.6	39.6	39.6	9999	9999	2910
3	14:56:47	4865	4676	45.9	44.5	44.5	7204	7204	5100
4	15:00:38	4980	4895	44.0	43.1	43.1	13767	13767	5173
5	15:08:15	5049	4970	43.0	42.5	42.5	19174	19174	5178
6	15:18:59	5877	5252	44.1	41.4	41.4	32044	32044	5328
7	15:37:25	0	0	0.0	0.0	0.0	0	0	0
8	15:37:25	5192	4092	53.6	42.3	42.3	4976	4976	4239
9	15:41:33	0	0	0.0	0.0	0.0	0	0	0
							87913	87913	

4.0 PERFORMANCE HIGHLIGHTS

4.1 Job Summary

Start Time	17-Oct-07 14:47:57	
End Time	17-Oct-07 15:41:43	

Engineering Notes		
Engineering on Location	Jodi Tveitmoe	
Initial Rate(Breakdown)	10	bpm
Initial Pressure(Breakdown)	1958	psi
Max Rate	53.6	bpm
Max Pressure	5877	psi
Average Rate	42.3	bpm
Average Pressure	5059	psi
Max Wellhead Rate	53.6	bpm
Average Wellhead Rate	5877	bpm
Average CO2 Rate	42.3	bpm
Max CO2 Pressure	6054	psi
CO2 downhole	77	tons
Average CO2 Quality	19.5	%
Beginning Annulus Pressure	0	psi
Ending Annulus Pressure	0	psi
ISIP	n\	psi
Initial Frac Grad.	n\	psi/ft
ISDP	60	psi
Final Frac Grad.	0.49	psi/ft
Tubular Type	4.5", 11.6#, csg	in
Sand Used(Proppant delivered)	5689	sk
Proppant Pumped	941	sk
Proppant in Formation	941	sk
Maximum Proppant Concentration	1.5	lbs/gal
Initial Perfs Open	n\	
Perf Diameter	0.42	in
Pad Volume	256	bbl
SLF Volume	1719	bbl
Flush Volume	118	bbl
Job Notes:		

At beginning of job were not seeing slurry prop conc and throughout job were not seeing BH prop conc due to error in IFS. IFS did not stage into stage 7. Stage 6 volume was 19,202 and Stage 7 volume was 12,842. In flush blender tender accidentally put suction pressure to 4 and not 45 causing pumps to lose prime.

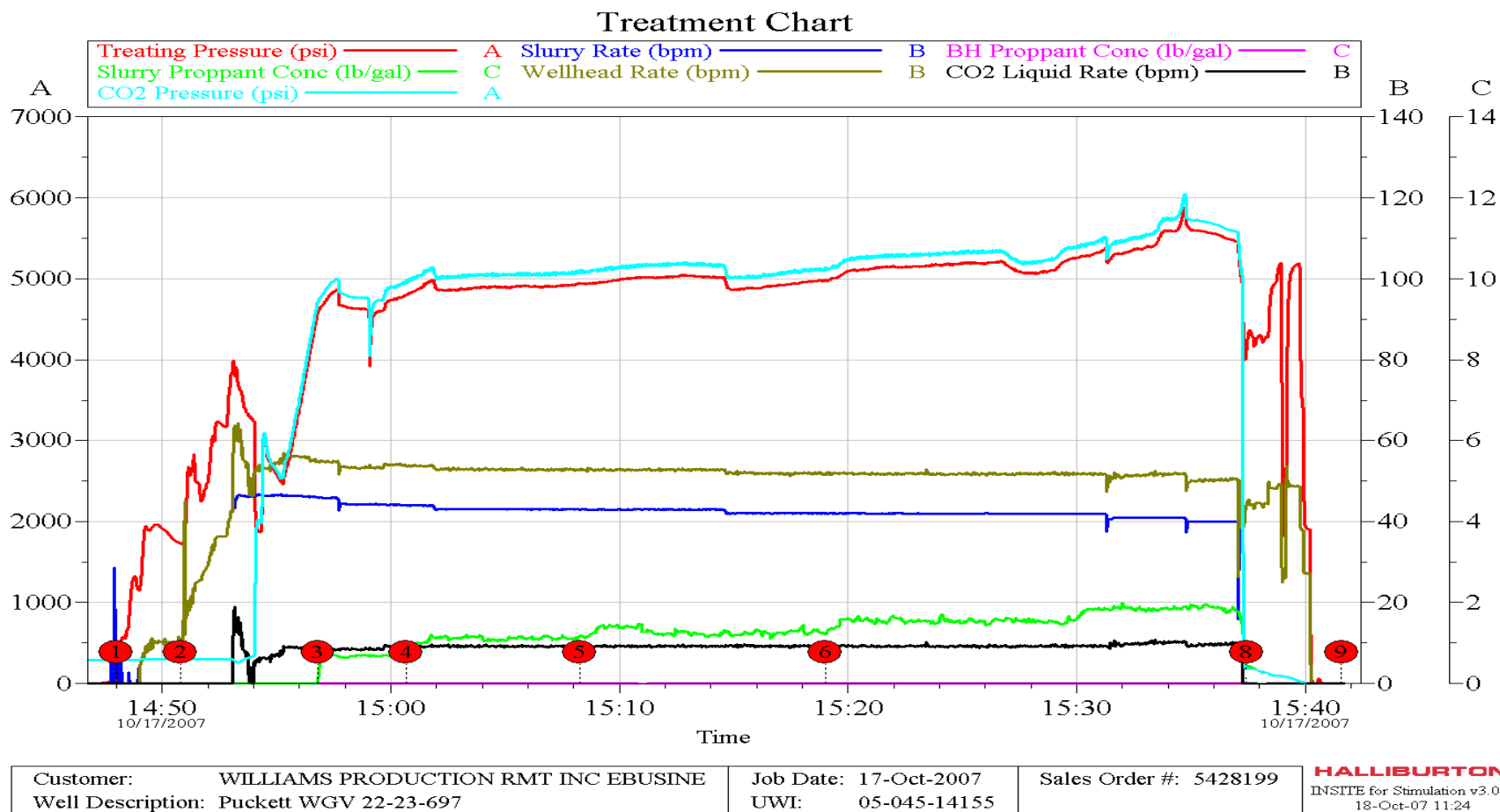
4.2 Job Event Log

Time	Description	Comment	Treating Pressure psi	Slurry Rate bpm	CO2 Liquid Rate bpm	Job Clean Vol gal
17-Oct-07 14:10:31	Start Job	Starting Job				
14:10:31	Next Treatment	Treatment Interval 1				
14:47:58	Stage 1	Acid	29	5.3	0.0	1206
14:49:45	Break Formation		1958	10.0	0.0	304
14:50:47	Stage 2	Pad	1732	11.2	0.0	748
14:56:48	Stage 3	Proppant Laden Fluid	4593	45.9	8.3	10747
15:00:39	Stage 4	Proppant Laden Fluid	4793	44.0	9.0	17951
15:08:16	Stage 5	Proppant Laden Fluid	4947	42.9	9.3	31718
15:19:00	Stage 6	Proppant Laden Fluid	4977	42.0	9.2	50893
15:34:27	Other	Dropped rate due to pressure	5621	40.9	10.2	77949
15:37:26	Stage 8	Flush	4132	44.1	0.0	82937
15:41:34	Stage 9	Shut-In	-29	0.0	0.0	87913
15:41:43	End Job	Ending Job	-32	0.0	0.0	87913

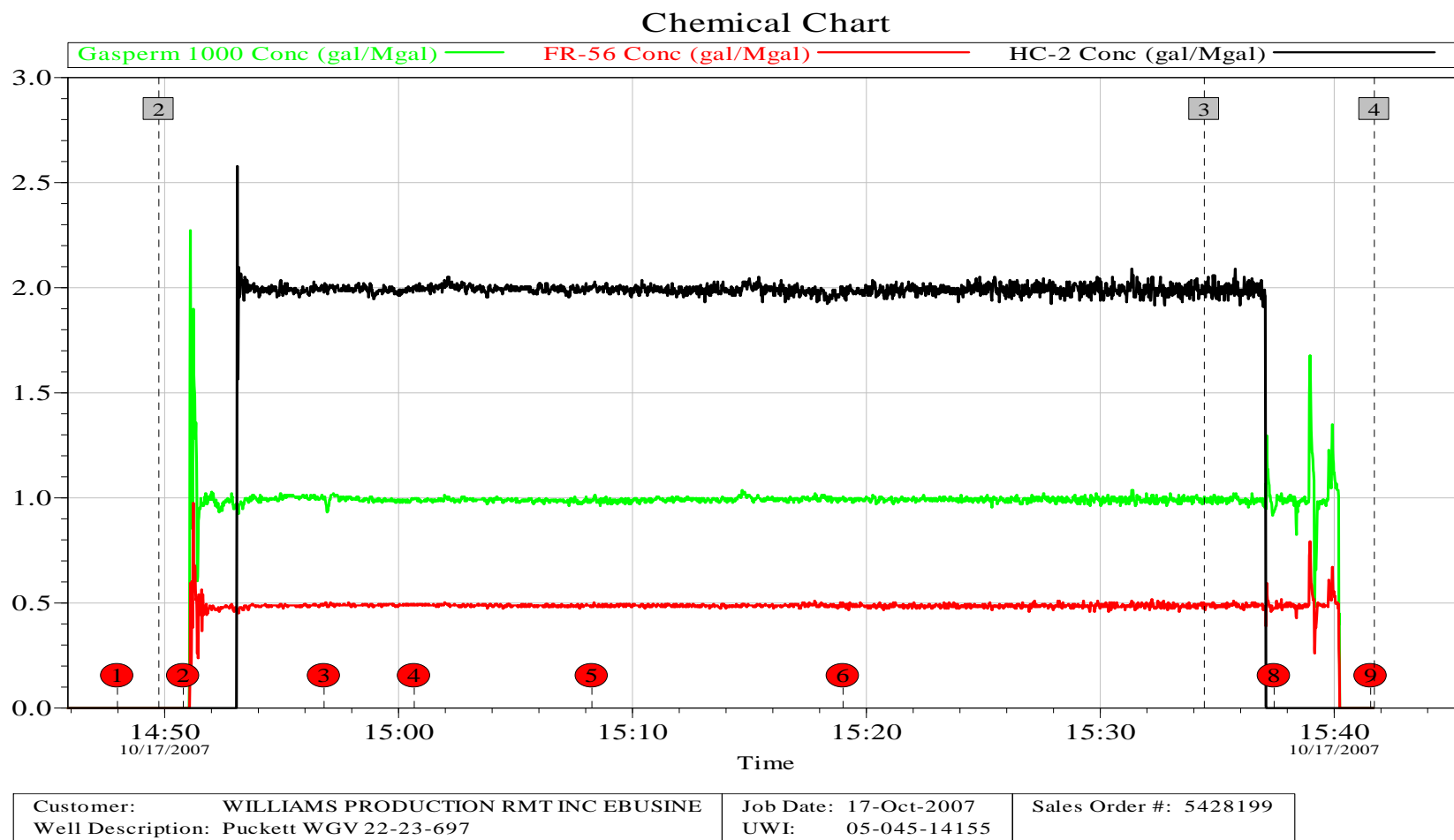
Time	Description	Comment	Job Slurry Vol gal	Job CO2 Liquid Vol gal	Job CO2 Mass ton	Job Proppant 100*lb
14:10:31	Start Job	Starting Job				
14:10:31	Next Treatment	Treatment Interval 1				
14:47:58	Stage 1	Acid	1206	21	0.0	0.00
14:49:45	Break Formation		304	0	0.0	0.00
14:50:47	Stage 2	Pad	748	0	0.0	0.00
14:56:48	Stage 3	Proppant Laden Fluid	10747	1277	5.6	0.00
15:00:39	Stage 4	Proppant Laden Fluid	17951	2678	11.9	0.00
15:08:16	Stage 5	Proppant Laden Fluid	31718	5615	25.0	0.00
15:19:00	Stage 6	Proppant Laden Fluid	50893	9781	43.6	0.00
15:34:27	Other	Dropped rate due to pressure	77949	15856	70.9	0.00
15:37:26	Stage 8	Flush	82937	16996	76.0	0.00
15:41:34	Stage 9	Shut-In	87913	16996	76.0	0.00
15:41:43	End Job	Ending Job	87913	16996	76.0	0.00

5.0 ATTACHMENTS

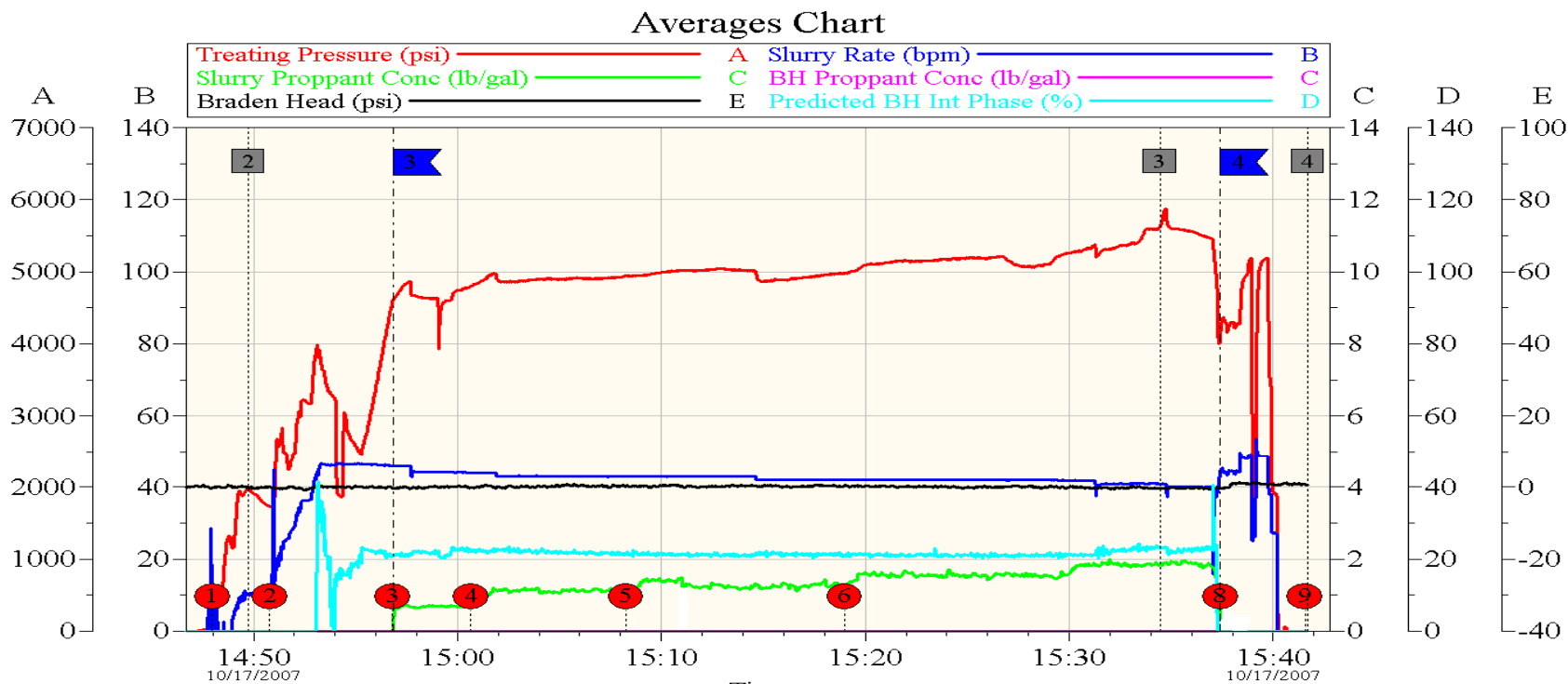
5.1 Treatment Chart



5.2 Chemical Chart



5.3 Averages Chart



Local Event Log				
	Weighted Avg	TP	SR	BH
3	14:56:51	5056	42.31	0.082
4	15:37:24	2685	31.63	0.835

Customer: WILLIAMS PRODUCTION RMT INC EBUSINE
Well Description: Puckett WGV 22-23-697

Job Date: 17-Oct-2007
UWI: 05-045-14155

Sales Order #: 5428199

HALLIBURTON
INSITE for Stimulation v3.0.4
18-Oct-07 11:21

Company: Williams Prod RMT
Lease: Puckett WGV 22-23-697
Formation: Mesaverde VI

HALLIBURTON

203° F

5428210

Date Pumped: October 17, 2007

NENW 23-6S-97W

N. or CO₂ Rate N. or CO₂ Vol

Stage	Fluid Schedule	Volume (gals)	Cumulative Volume (gals)	Proppant Type	Prop Cone (ppg)	Proppant Total (lbs)	Slurry Volume (bbls)	Rate (bpm)	Stage Time (h:min:sec)	Total Time (h:min:sec)	(gpt)	FR-56 (gpt)	HC-2 (gpt)	Gas Perm 1000 (gpt)	CO2 Rate (bpm)	CO2 Vol (bbl)	CO2 Wt (ton)	Stage
1	10% HCl	1,000	1,000				24	10	0:02:23	1:01:38								1
2	Pad	8,006	9,006				191	40	0:04:46	0:59:16		0.50	2.00	1.00	9.41	35.80	6.40	2
3	Water Frac	7,999	17,005	20/40 White Sand	0.63	5,039	196	40.22	0:04:52	0:54:30		0.50	2.00	1.00	9.37	45.60	8.15	3
4	Water Frac	15,213	32,218	20/40 White Sand	0.94	14,300	378	40.33	0:09:22	0:49:37		0.50	2.00	1.00	9.37	87.60	15.65	4
5	Water Frac	22,437	54,655	20/40 White Sand	1.25	28,046	564	40.43	0:13:58	0:40:16		0.50	2.00	1.00	9.32	129.90	23.21	5
6	Water Frac	22,399	77,054	20/40 White Sand	1.56	34,942	571	40.54	0:14:05	0:26:18		0.50	2.00	1.00	9.24	130.20	23.27	6
7	Water Frac	15,663	92,717	20/40 White Sand	1.88	29,446	405	40.64	0:09:57	0:12:13		0.50	2.00	1.00	9.15	88.40	15.80	7
8	Flush	4,745	97,462				113	50	0:02:16	0:02:16		0.50		1.00				8
Totals		97,462				111,775	2,441		1:01:38			48.2	183.4	96.5	852.2	517.5	92.5	

Percent Pad: 9.71%		Csg Size		Csg Weight		Pipe Friction		Callsheet Totals for Materials on Location - 25% F 792									
Pad + SLF: 92,717		4 1/2		11.6		786.4			FR-56	HC-2	Gas Perm 1000	CO2 Rate	CO2 Vol	CO2 Wt			
Pad + SLF + Flush: 97,462									60	229	121	1065.286188	646.875	115.596563			

Reservoir Pressure:	3,310	psi	Press Gradient:	0.45	psi/ft	4963	Mountain <
---------------------	-------	-----	-----------------	------	--------	------	---

Weight Slips

4,748

Recommendation Amount \$

Field Ticket Amount \$

WILLIAMS PRODUCTION RMT INC
1515 Arapahoe St. Tower 3
Suite 1000
DENVER, CO 80202

Puckett WGV 22-23-697

MV VI
Garfield County, CO

Sales Order: 5428210

Post Job Report

For: Mr. Keith Hofland
Date: Wednesday, October 17, 2007

Notice: Although the information contained in this report is based on sound engineering practices, the copyright owner(s) does (do) not accept any responsibility whatsoever, in negligence or otherwise, for any loss or damage arising from the possession or use of the report whether in terms of correctness or otherwise. The application, therefore, by the user of this report or any part thereof, is solely at the user's own risk.

HALLIBURTON

Table of Contents

1.0	Well Information	4
1.1	Customer Information	4
1.2	Pipe Information	4
1.3	Perforation Intervals	4
2.0	Pumping Schedule	5
2.1	Designed Pumping Schedule	5
3.0	Actual Stage Summary	7
3.1	Stage Summary	7
4.0	Performance Highlights	8
4.1	Job Summary	8
4.2	Job Event Log	9
5.0	Attachments	10
5.1	Treatment Chart	10
5.2	Chemical Chart	11
5.3	Averages Chart	12

1.0 WELL INFORMATION

1.1 Customer Information

Customer	WILLIAMS PRODUCTION RMT INC
Sales Order	5428210
Well Name	Puckett WGV
Interval	8
Well Number	22-23-697
Start Time	17-Oct-07 16:13:51
County	Garfield
State	Colorado
UWI/API	05-045-14155
Country	United States of America
H2S Present	Unknown
Customer Representative	Mr. Keith Hofland
Halliburton Representative	Mr. Austin Duckworth

1.2 Pipe Information

Equipment	Top MD ft	Bottom MD ft	OD in	ID in	Grade	Weight lb/ft
Casing	0.0	7600.0	4.500	4.000	L-80	11.60
Surface Pipe	0.0	50.0	5.000	4.000		

1.3 Perforation Intervals

Top MD ft	Bottom MD ft	Number of Shots	Perf Density spf	Perf Diameter in	Perf Formation
7299.0	7300.0	3	2.0	0.420	MV 6 Perforation Interval
7311.0	7312.0	3	2.0	0.420	MV 6 Perforation Interval
7338.0	7339.0	3	2.0	0.420	MV 6 Perforation Interval
7360.0	7361.0	3	2.0	0.420	MV 6 Perforation Interval
7386.0	7387.0	3	2.0	0.420	MV 6 Perforation Interval
7412.0	7414.0	5	2.0	0.420	MV 6 Perforation Interval

2.0 PUMPING SCHEDULE

2.1 Designed Pumping Schedule

Stage Number	Description	Fluid System	Clean Volume gal	Slurry Volume gal	Prop Conc Start lb/gal	Prop Conc End lb/gal	Prop Type	Prop Mass 100*lb	Rate Stage Start bpm	Rate Stage End bpm	Stage Time min
1	Acid	10%_Hydrochloric Acid	1000	1000	0.00	0.00			10.0	10.0	2.39
2	Pad	Waterfrac	8000	8000	0.00	0.00			40.0	40.0	4.78
3	Proppant Laden Fluid	Waterfrac	8000	8229	0.63	0.63	SAND-PREMIUM WHITE-20/40, BULK (100003678)	50.40	40.2	40.2	4.89
4	Proppant Laden Fluid	Waterfrac	15200	15848	0.94	0.94	SAND-PREMIUM WHITE-20/40, BULK (100003678)	142.88	40.3	40.3	9.38
5	Proppant Laden Fluid	Waterfrac	22400	23670	1.25	1.25	SAND-PREMIUM WHITE-20/40, BULK (100003678)	280.00	40.4	40.4	13.98
6	Proppant Laden Fluid	Waterfrac	22400	23985	1.56	1.56	SAND-PREMIUM WHITE-20/40, BULK (100003678)	349.44	40.5	40.5	14.13

Stage Number	Description	Fluid System	Clean Volume gal	Slurry Volume gal	Prop Conc Start lb/gal	Prop Conc End lb/gal	Prop Type	Prop Mass 100*lb	Rate Stage Start bpm	Rate Stage End bpm	Stage Time min
7	Proppant Laden Fluid	Waterfrac	15200	16496	1.88	1.88	SAND-PREMIUM WHITE-20/40, BULK (100003678)	285.76	40.6	40.6	9.69
8	Flush	Flush	4746	4746	0.00	0.00			50.0	50.0	2.26
9	Shut-In	WATER FRAC G 30# - SBM (15347)	0	0	0.00	0.00			0.0	0.0	0.00
Total			96946	101973				1108.48			61.49

3.0 ACTUAL STAGE SUMMARY

3.1 Stage Summary

Stage Number	Start Time	Max Treating Pressure psi	Avg Treating Pressure psi	Max Slurry Rate bpm	Avg Slurry Rate bpm	Avg Clean Rate bpm	Slurry Volume gal	Clean Volume gal	Proppant Mass Pumped 100*lb	Avg HHP hp
1	17:06:44	279	137	19.7	9.3	9.3	1003	1003	0.00	31
2	17:10:10	3388	2204	41.3	33.5	33.5	8006	8006	0.00	1807
3	17:15:51	4076	3989	40.9	40.5	39.6	8184	7999	40.88	3959
4	17:20:40	4141	4070	40.5	40.4	38.9	15813	15213	132.25	4030
5	17:29:59	4249	4191	40.4	40.3	38.2	23689	22437	276.01	4139
6	17:43:59	4471	4386	40.3	40.1	37.5	23987	22399	350.00	4315
7	17:58:12	4479	4404	40.4	40.1	37.1	16950	15663	283.90	4329
8	18:08:16	4322	3737	40.8	36.8	36.8	4745	4745	0.00	3372
							102376	97464	1083.04	

4.0 PERFORMANCE HIGHLIGHTS

4.1 Job Summary

Start Time	17-Oct-07 17:06:44	
End Time	17-Oct-07 18:11:26	

Engineering Notes		
Engineering on Location	Jodi Tveitmoe	
Initial Rate(Breakdown)	32.2	bpm
Initial Pressure(Breakdown)	3098	psi
Max Rate	40.9	bpm
Max Pressure	4479	psi
Average Rate	40.3	bpm
Average Pressure	4308	psi
Max Wellhead Rate	51.4	bpm
Average Wellhaed Rate	50.3	bpm
Average CO2 Rate	8.7	bpm
Max CO2 Pressure	4565	psi
CO2 downhole	98	tons
Average CO2 Quality	19.8	%
Beginning Annulus Pressure	0	psi
Ending Annulus Pressure	0	psi
ISIP	n\	psi
Initial Frac Grad.	n\	psi/ft
ISDP	447	psi
Final Frac Grad.	0.5	psi/ft
Tubular Type	4.5", 11.6#, csg	in
Sand Used(Proppant delivered)	4748	sk
Proppant Pumped	1101	sk
Proppant in Formation	1101	sk
Maximum Proppant Concentration	1.5	lbs/gal
Initial Perfs Open	n\	
Perf Diameter	0.42	in
Pad Volume	214	bbl
SLF Volume	1993	bbl
Flush Volume	113	bbl
Job Notes:		
Ran CO2 through flush per customers request. Flushed to top perf. Pumped job to completion.		

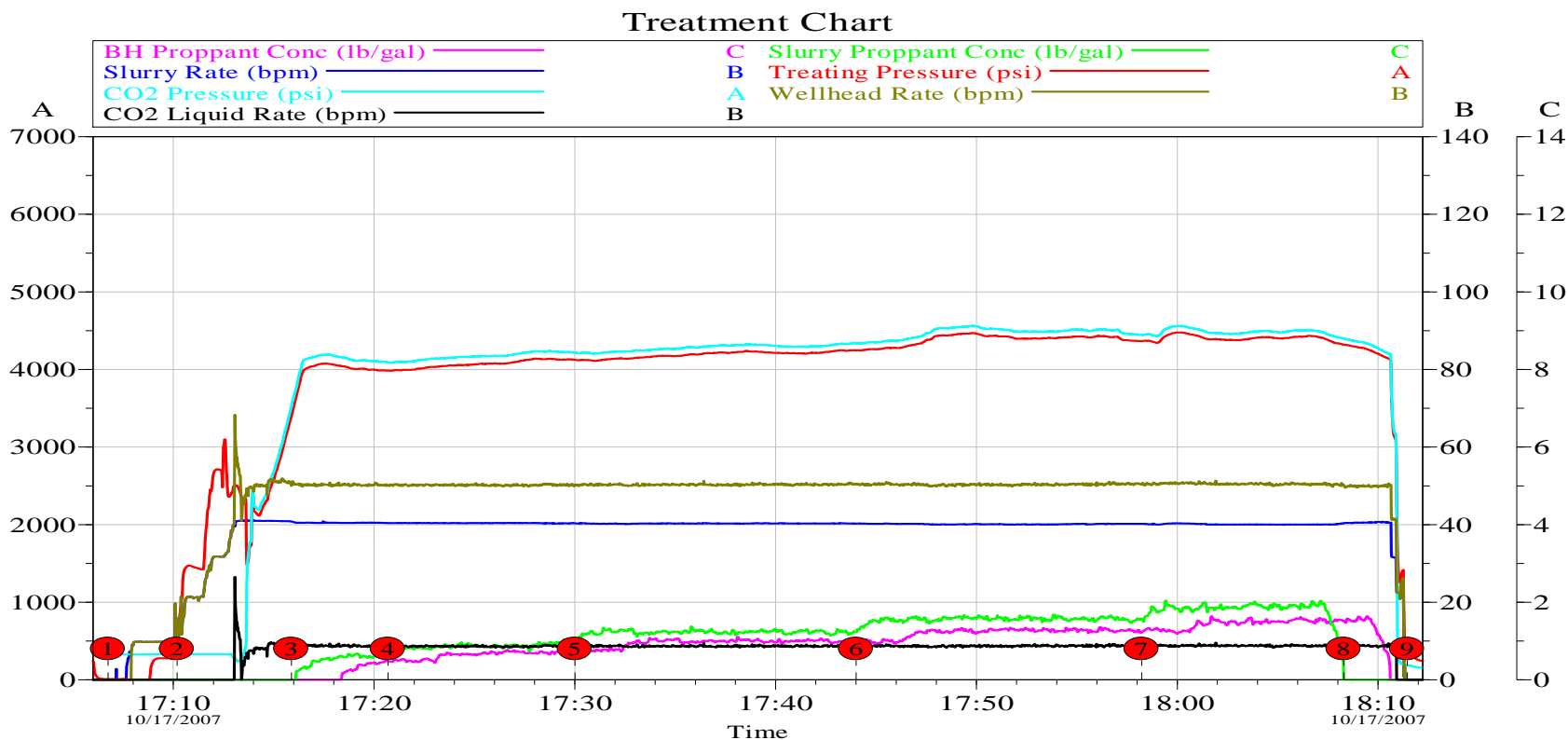
4.2 Job Event Log

Time	Description	Comment	Treating Pressure psi	Job Clean Vol gal	Job Proppant 100*lb
17-Oct-07 16:57:20	Start Job	Starting Job			
16:57:20	Next Treatment	Treatment Interval 1			
17:06:45	Stage 1	Acid	12	0	0.00
17:10:11	Stage 2	Pad	275	1003	0.00
17:12:34	Break Formation		3099	3440	0.00
17:15:52	Stage 3	Proppant Laden Fluid	3388	9008	0.00
17:20:41	Stage 4	Proppant Laden Fluid	3986	17007	40.88
17:30:00	Stage 5	Proppant Laden Fluid	4125	32220	173.13
17:44:00	Stage 6	Proppant Laden Fluid	4245	54657	449.14
17:58:13	Stage 7	Proppant Laden Fluid	4364	77056	799.14
18:08:17	Stage 8	Flush	4320	92719	1083.04
18:11:27	Stage 9	Shut-In	406	97464	1083.04

Time	Description	Comment	Stage At Blender	Slurry Rate bpm	N2 Pressure psi
16:57:20	Start Job	Starting Job			
16:57:20	Next Treatment	Treatment Interval 1			
17:06:45	Stage 1	Acid	0	0.0	0
17:10:11	Stage 2	Pad	1	9.9	0
17:12:34	Break Formation		2	32.1	0
17:15:52	Stage 3	Proppant Laden Fluid	2	40.8	0
17:20:41	Stage 4	Proppant Laden Fluid	3	40.4	0
17:30:00	Stage 5	Proppant Laden Fluid	4	40.4	0
17:44:00	Stage 6	Proppant Laden Fluid	5	40.3	-0
17:58:13	Stage 7	Proppant Laden Fluid	6	40.2	0
18:08:17	Stage 8	Flush	7	40.3	0
18:11:27	Stage 9	Shut-In	8	0.0	0

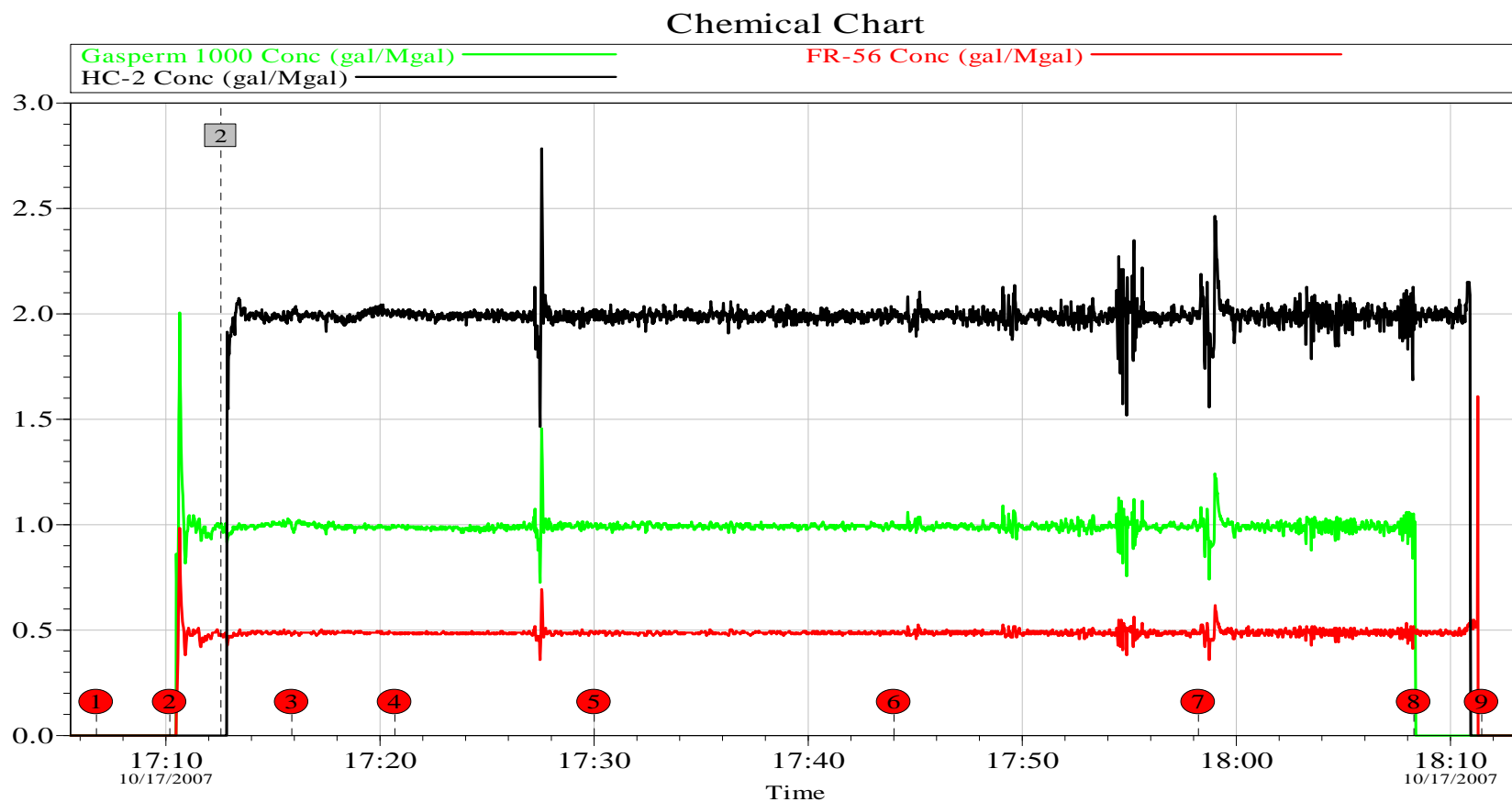
5.0 ATTACHMENTS

5.1 Treatment Chart



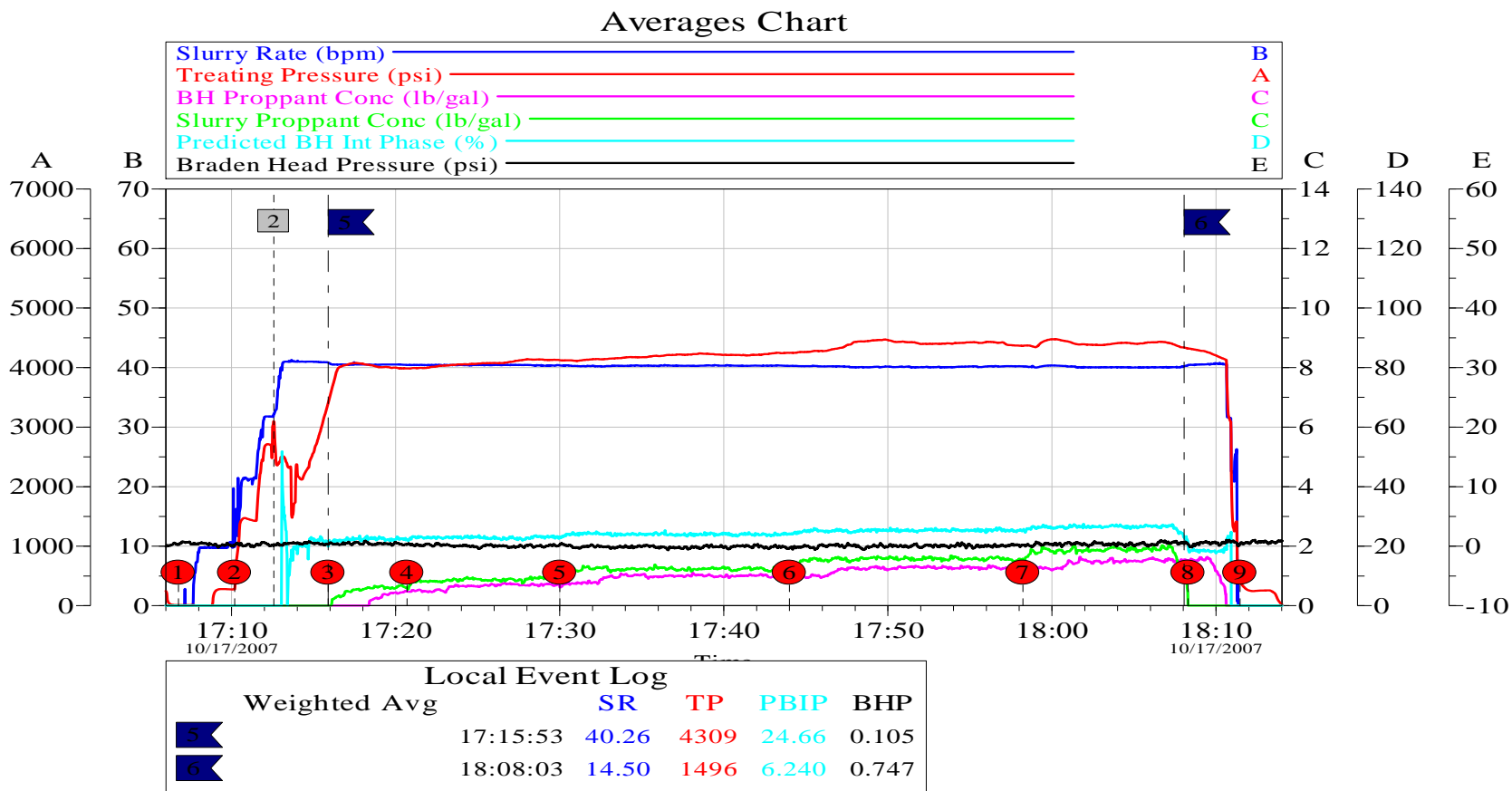
Customer: WILLIAMS PRODUCTION RMT INC EBUSINE	Job Date: 17-Oct-2007	Sales Order #: 5428210
Well Description: Puckett WGV 22-23-697	UWI: 05-045-14155	

5.2 Chemical Chart



Customer:	WILLIAMS PRODUCTION RMT INC EBUSINE	Job Date:	17-Oct-2007	Sales Order #:	5428210
Well Description:	Puckett WGV 22-23-697	UWI:	05-045-14155		

5.3 Averages Chart



Customer:	WILLIAMS PRODUCTION RMT INC EBUSINE	Job Date:	17-Oct-2007	Sales Order #:	5428210
Well Description:	Puckett WGV 22-23-697	UWI:	05-045-14155		

WILLIAMS PRODUCTION RMT INC
1515 Arapahoe St. Tower 3
Suite 1000
DENVER, CO 80202

Puckett WGV 22-23

Cameo
Garfield County, CO

Sales Order: 5427341

Post Job Report

For: Mr. Keith Hofland
Date: Monday, October 15, 2007

Notice: Although the information contained in this report is based on sound engineering practices, the copyright owner(s) does (do) not accept any responsibility whatsoever, in negligence or otherwise, for any loss or damage arising from the possession or use of the report whether in terms of correctness or otherwise. The application, therefore, by the user of this report or any part thereof, is solely at the user's own risk.

HALLIBURTON

Table of Contents

1.0	Well Information	4
1.1	Customer Information	4
1.2	Pipe Information	4
1.3	Perforation Intervals	4
2.0	Pumping Schedule	5
2.1	Designed Pumping Schedule	5
3.0	Actual Stage Summary	7
3.1	Stage Summary	7
4.0	Performance Highlights	8
4.1	Job Summary	8
4.2	Job Event Log	9
5.0	Attachments	10
5.1	Treatment Chart	10
5.2	Chemical Chart	11
5.3	Average Chart	12

1.0 WELL INFORMATION

1.1 Customer Information

Customer	WILLIAMS PRODUCTION RMT INC
Sales Order	5427341
Well Name	WGV
Interval	2
Well Number	22-23
Start Time	15-Oct-07 13:12:17
State	Colorado
UWI/API	05-045-14155
Country	United States of America
H2S Present	Unknown
CO2 Present	Unknown
Customer Representative	Mr. Keith Hofland
Halliburton Representative	Mr. Austin Duckworth

1.2 Pipe Information

Equipment	Top MD ft	Bottom MD ft	OD in	ID in	Grade	Weight lb/ft
Casing	0.0	9000.0	4.500	4.000	L-80	11.60
Surface Pipe	0.0	50.0	5.000	4.000		

1.3 Perforation Intervals

Top MD ft	Bottom MD ft	Number of Shots	Perf Density spf	Perf Diameter in	Perf Formation
8692.0	8694.0	5	2.0	0.420	Cameo Perforations
8635.0	8636.0	3	2.0	0.420	Cameo Perforations
8590.0	8591.0	3	2.0	0.420	Cameo Perforations
8448.0	8449.0	3	2.0	0.420	Cameo Perforations

2.0 PUMPING SCHEDULE

2.1 Designed Pumping Schedule

Stage Number	Description	Fluid System	Clean Volume gal	Slurry Volume gal	Prop Conc Start lb/gal	Prop Conc End lb/gal	Prop Type	Prop Mass 100*lb	Rate Stage Start bpm	Rate Stage End bpm	Stage Time min
1	Acid	WATER FRAC G 30# - SBM (15347)	750	750	0.00	0.00			10.0	10.0	1.79
2	Pad	WATER FRAC G 30# - SBM (15347)	8000	8000					35.0	35.0	5.44
3	Proppant Laden Fluid	WATER FRAC G 30# - SBM (15347)	3000	3068	0.50	0.50	SAND- PREMIUM WHITE- 20/40, 100 LB SACK (1000021 59)	15.00	35.0	35.0	2.09
4	Proppant Laden Fluid	WATER FRAC G 30# - SBM (15347)	6000	6204	0.75	0.75	SAND- PREMIUM WHITE- 20/40, 100 LB SACK (1000021 59)	45.00	35.0	35.0	4.22
5	Proppant Laden Fluid	WATER FRAC G 30# - SBM (15347)	9000	9408	1.00	1.00	SAND- PREMIUM WHITE- 20/40, 100 LB SACK (1000021 59)	90.00	35.0	35.0	6.40

Stage Number	Description	Fluid System	Clean Volume gal	Slurry Volume gal	Prop Conc Start lb/gal	Prop Conc End lb/gal	Prop Type	Prop Mass 100*lb	Rate Stage Start bpm	Rate Stage End bpm	Stage Time min
6	Proppant Laden Fluid	WATER FRAC G 30# - SBM (15347)	9000	9510	1.25	1.25	SAND-PREMIUM WHITE-20/40, 100 LB SACK (1000021 59)	112.50	35.0	35.0	6.47
7	Proppant Laden Fluid	WATER FRAC G 30# - SBM (15347)	6000	6408	1.50	1.50	SAND-PREMIUM WHITE-20/40, 100 LB SACK (1000021 59)	90.00	35.0	35.0	4.36
8	Flush	WATER FRAC G 30# - SBM (15347)	5626	5626	0.00	0.00			35.0	35.0	3.83
9	Shut-In	WATER FRAC G 30# - SBM (15347)	0	0	0.00	0.00					0.00
Total			47376	48975				352.50			34.59

3.0 ACTUAL STAGE SUMMARY

3.1 Stage Summary

Stage Number	Start Time	Max Treating Pressure psi	Avg Treating Pressure psi	Max Slurry Rate bpm	Avg Slurry Rate bpm	Avg Clean Rate bpm	Slurry Volume gal	Clean Volume gal	Proppant Mass Pumped 100*lb	Avg HHP hp
1	13:34:31	1394	1298	10.4	9.0	9.0	754	754	0.00	287
2	13:36:38	5779	3657	39.0	29.9	29.9	8010	8010	0.00	2680
3	13:43:00	3032	2836	35.4	35.2	34.9	3027	2998	6.40	2450
4	13:45:03	2746	2648	35.3	35.1	33.9	6202	5987	47.30	2280
5	13:49:15	2543	2477	35.1	35.1	33.4	9471	9024	98.62	2129
6	13:55:41	2445	2431	35.1	35.1	33.3	9488	8999	107.92	2089
7	14:02:07	2448	2434	36.6	35.1	33.1	6218	5867	77.29	2091
8	14:06:21	4476	3335	35.8	34.3	34.3	5600	5600	0.00	2801
9	14:10:32	0	0	0.0	0.0	0.0	0	0	0.00	0
							48771	47240	337.53	

4.0 PERFORMANCE HIGHLIGHTS

4.1 Job Summary

Start Time	15-Oct-07 13:34:31	
End Time	15-Oct-07 14:11:29	

Engineering Notes		
Engineer on Location	Jodi Tveitmoe	
Initial Rate(Breakdown)	24.9	bpm
Initial Pressure(Breakdown)	3806	psi
Max Rate	36.6	bpm
Max Pressure	5779	psi
Average Rate	35.1	bpm
Average Pressure	3032	psi
ISIP	n\	psi
Initial Frac Grad.	n\	psi/ft
ISDP	1200	psi
Final Frac Grad.	0.58	psi/ft
Initial Braden Head	20	psi
Max Braden Head	22	psi
Casing Type	4 1/2" 11.6 lb	in
Sand Used(Proppant delivered)	6700	sk
Proppant Pumped	340	sk
Proppant in Formation	340	sk
Maximum Proppant Concentration	1.5	lbs/gal
Initial Perfs Open	n\	
Perf Diameter	0.42	in
Acid + Pad Volume	209	bbl
SLF Volume	783	bbl
Flush Volume	133	bbl
Job Notes:		
Did not shut down for ISIP. Flushed 3 bbls past top perf. Pumped job to completion.		

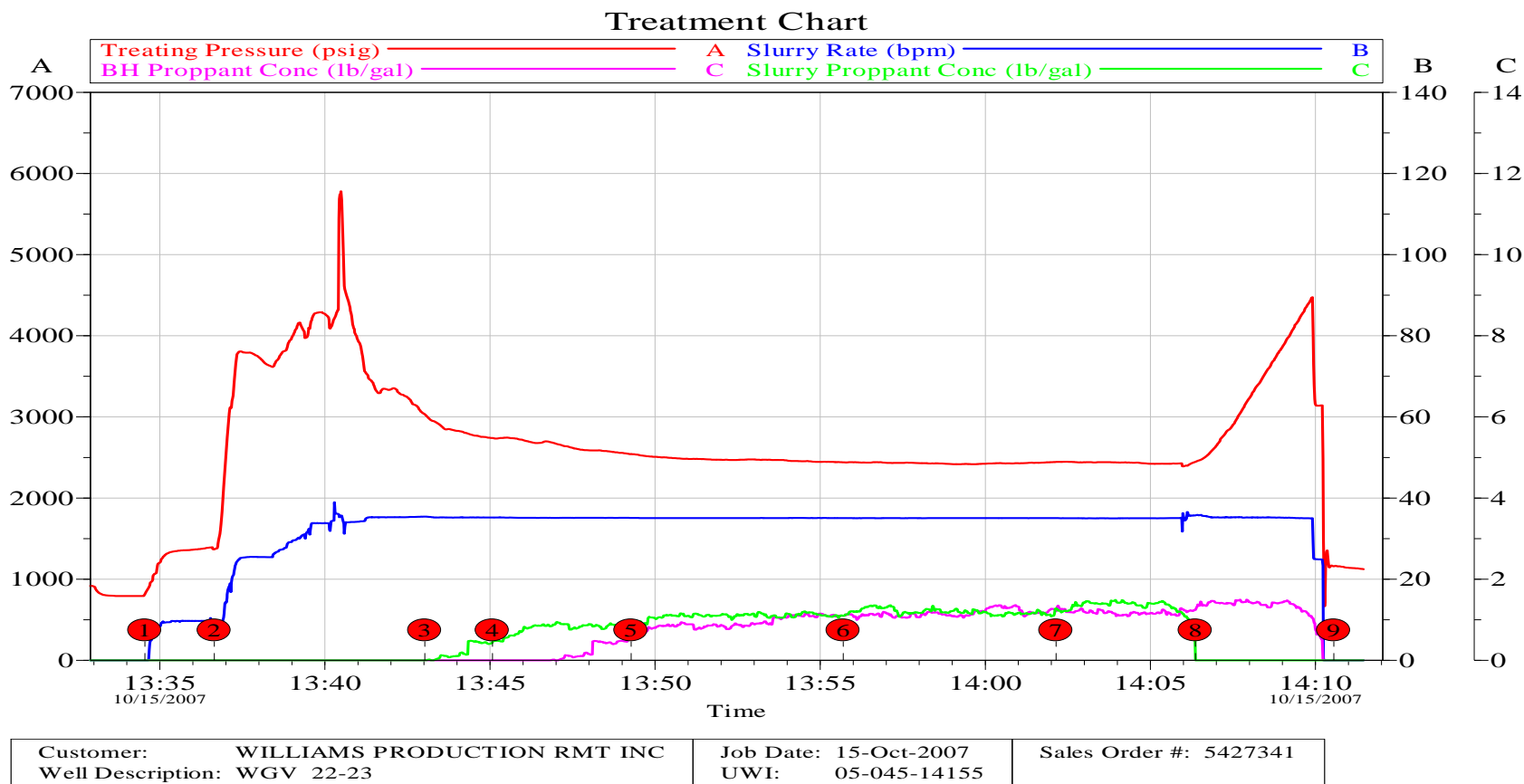
4.2 Job Event Log

Time	Description	Comment	Treating Pressure psi	Job Clean Vol gal	Job Proppant 100*lb
15-Oct-07 13:29:43	Start Job	Starting Job			
13:29:43	Next Treatment	Treatment Interval 1			
13:34:32	Stage 1	Acid	807	14	0.00
13:36:39	Stage 2	Pad	1367	754	0.00
13:37:21	Break Formation	3806 psi at 24.9 bpm	3783	1185	0.00
13:43:01	Stage 3	Proppant Laden Fluid	3038	8764	0.00
13:45:04	Stage 4	Proppant Laden Fluid	2741	11762	6.40
13:49:16	Stage 5	Proppant Laden Fluid	2543	17749	53.70
13:55:42	Stage 6	Proppant Laden Fluid	2441	26773	152.31
14:02:08	Stage 7	Proppant Laden Fluid	2445	35772	260.24
14:06:21	Stage 8	Flush	2445	41639	337.53
14:10:33	Stage 9	Shut-In	1160	47240	337.53
14:11:29	End Job	Ending Job	1122	47240	337.53

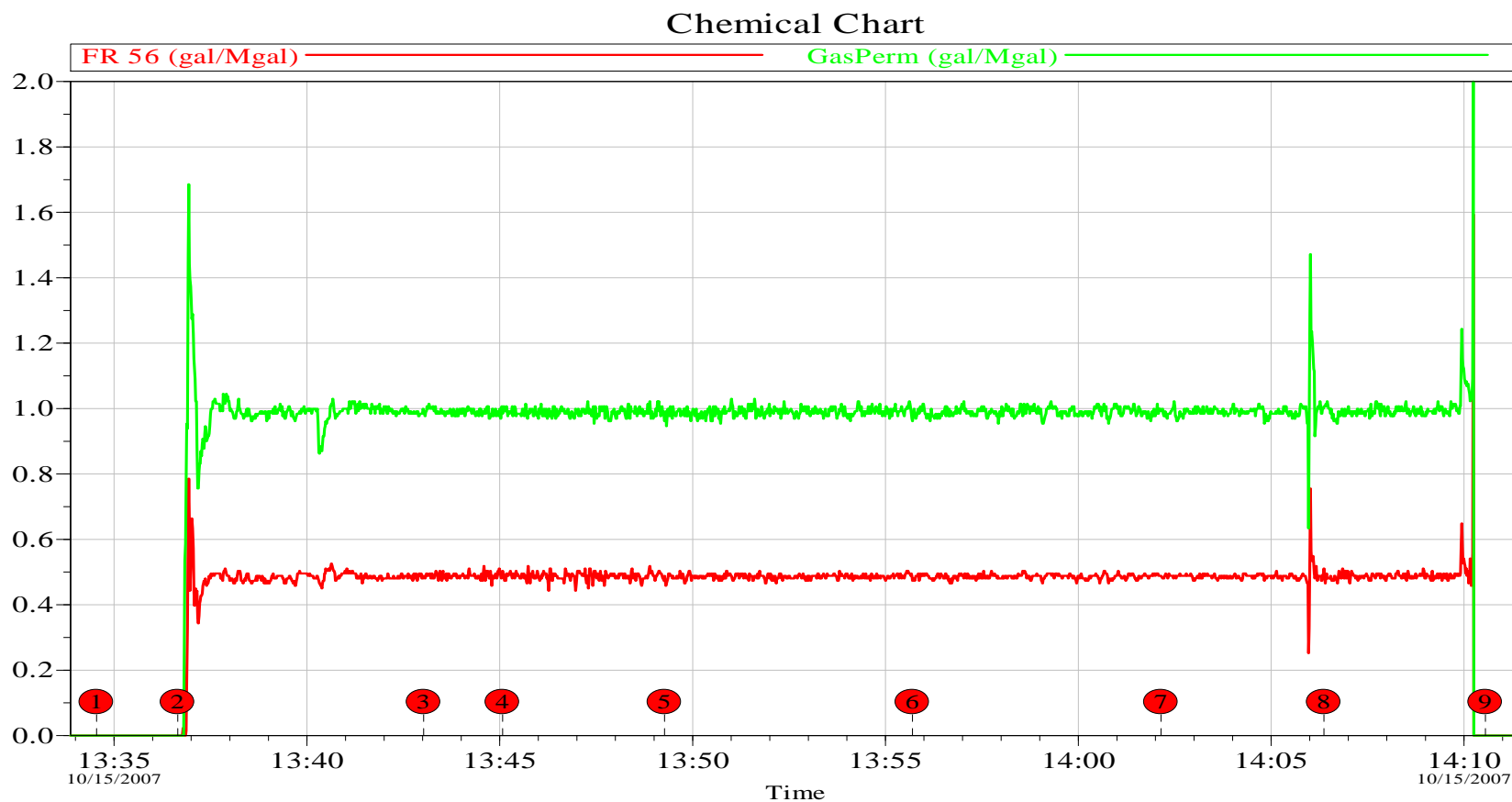
Time	Description	Comment	Stage At Blender	Slurry Rate bpm	N2 Pressure psi
13:29:43	Start Job	Starting Job			
13:29:43	Next Treatment	Treatment Interval 1			
13:34:32	Stage 1	Acid	0	0.0	23
13:36:39	Stage 2	Pad	1	9.6	23
13:37:21	Break Formation	3806 psi at 24.9 bpm	2	24.5	22
13:43:01	Stage 3	Proppant Laden Fluid	2	35.4	22
13:45:04	Stage 4	Proppant Laden Fluid	3	35.2	22
13:49:16	Stage 5	Proppant Laden Fluid	4	35.1	21
13:55:42	Stage 6	Proppant Laden Fluid	5	35.1	21
14:02:08	Stage 7	Proppant Laden Fluid	6	35.1	21
14:06:21	Stage 8	Flush	7	35.7	20
14:10:33	Stage 9	Shut-In	8	0.0	20
14:11:29	End Job	Ending Job	9	0.0	20

5.0 ATTACHMENTS

5.1 Treatment Chart

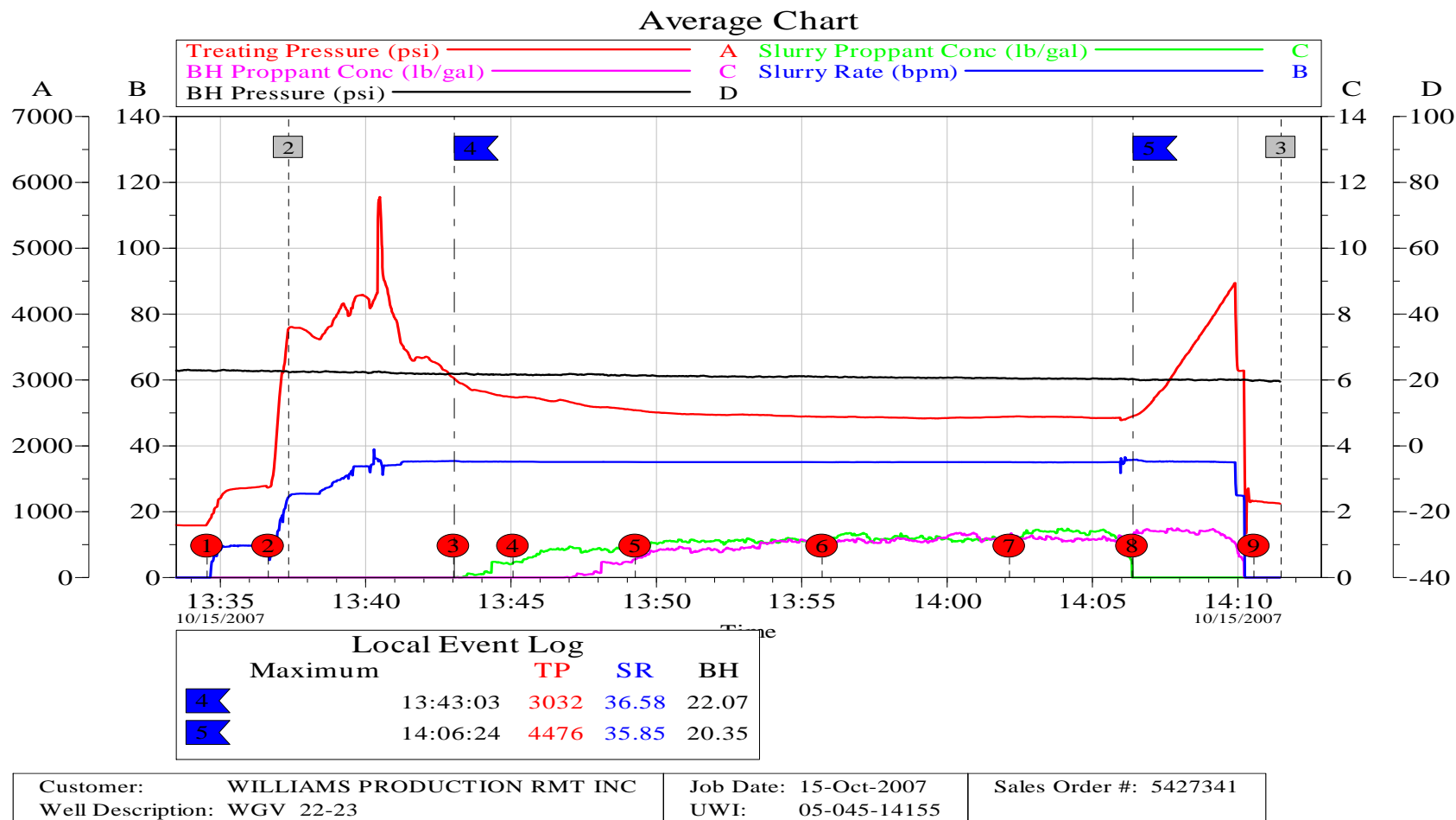


5.2 Chemical Chart



Customer:	WILLIAMS PRODUCTION RMT INC	Job Date:	15-Oct-2007	Sales Order #:	5427341
Well Description:	WGV 22-23	UWI:	05-045-14155		

5.3 Average Chart



Customer: Williams
Date: 1/8/2009

Sales Order: 5427341
Well Number: WGV 22-23-697 Cameo
Stage: Cameo

Tank Type		Beginning Strap			After Prime Strap			Ending Strap			Empty
Tank		Feet	Inches	Volume (bbls)	Feet	Inches	Volume (bbls)	Feet	Inches	Volume (bbls)	
1	Smart Step 501		111	476		111	476		111	476	<input type="checkbox"/>
2	Smart Step 501		94	405		94	405		94	405	<input type="checkbox"/>
3	Smart Step 501		100	432		100	432		100	432	<input type="checkbox"/>
4	Frac Miser 500bbl		99	475		99	475		99	475	<input type="checkbox"/>
5	Frac Miser 500bbl		99	475		99	475		99	475	<input type="checkbox"/>
6	Smart Step 501		18	67		18	67		18	67	<input type="checkbox"/>
7	Frac Miser 500bbl		101	485		101	485		101	485	<input type="checkbox"/>
8	Frac Miser 500bbl		101	485		101	485		101	485	<input type="checkbox"/>
9	Single Step 510 bbl		107	466		107	466		107	466	<input type="checkbox"/>
10	Frac Miser 500bbl		98	470		98	470		98	470	<input type="checkbox"/>
11	Frac Miser 500bbl		96	460		96	460		96	460	<input type="checkbox"/>
12	Frac Miser 500bbl		100	480		100	480		100	480	<input type="checkbox"/>
13	Single Step 510 bbl		104	453		104	453		104	453	<input type="checkbox"/>
14	Frac Miser 500bbl		99	475		99	475		99	475	<input type="checkbox"/>
15	Single Step 510 bbl		94	407		94	407		94	407	<input type="checkbox"/>
16	Frac Miser 500bbl		94	450		94	450		94	450	<input type="checkbox"/>
17	Frac Miser 500bbl		94	450		94	450		94	450	<input type="checkbox"/>
18	Frac Miser 500bbl		101	485		101	485		101	485	<input type="checkbox"/>
19	Frac Miser 500bbl		98	470		98	470		98	470	<input type="checkbox"/>
20	Frac Miser 500bbl		97	465		97	465		97	465	<input type="checkbox"/>
21	Smart Step 501		112	479		112	479		112	479	<input type="checkbox"/>
22	Smart Step 501		115	490		115	490		115	490	<input type="checkbox"/>
23	Frac Miser 500bbl		92	440		92	440		92	440	<input type="checkbox"/>
24	Frac Miser 500bbl		95	455		95	455		95	455	<input type="checkbox"/>
25	Frac Miser 500bbl		24	108		24	108		24	108	<input type="checkbox"/>
26	Frac Miser 500bbl		96	460		96	460		96	460	<input type="checkbox"/>
27	Frac Miser 500bbl		91	435		91	435		91	435	<input type="checkbox"/>
28	Single Step 510 bbl		111	483		111	483		111	483	<input type="checkbox"/>
29	Frac Miser 500bbl		97	465		97	465		97	465	<input type="checkbox"/>
30	Frac Miser 500bbl		100	480		100	480		100	480	<input type="checkbox"/>
31	Smart Step 501		111	476		111	476		111	476	<input type="checkbox"/>
32	Frac Miser 500bbl		101	485		101	485		101	485	<input type="checkbox"/>
33	Frac Miser 500bbl		100	480		100	480		100	480	<input type="checkbox"/>
34	Frac Miser 500bbl		101	485		101	485		101	485	<input type="checkbox"/>
35	Frac Miser 500bbl		101	485		101	485		101	485	<input type="checkbox"/>
36	Frac Miser 500bbl		99	475		99	475		99	475	<input type="checkbox"/>
37	Frac Miser 500bbl		97	465		97	465		97	465	<input type="checkbox"/>
38	Frac Miser 500bbl		102	490		102	490		102	490	<input type="checkbox"/>
39	Single Step 510 bbl		113	492		113	492		113	492	<input type="checkbox"/>
40	Frac Miser 500bbl		97	465		95	455		95	455	<input type="checkbox"/>
Hydration							7			7	<input type="checkbox"/>
Total				17925			17922			17922	

BBLs to Prime	3.0
Available Water	752703 Gallons

Job Volumes		Bottoms		Total Volume		
1st job volume			BBLs	1st STG	2222	bbls
2nd job volume	47550	420	BBLs	2nd STG	1125	bbls
3rd job volume			BBLs	3rd STG		bbls
4th job volume			BBLs	4th STG		bbls
5th job volume			BBLs			
6th job volume			BBLs	Total Pumped	3347	bbls
Flush		5600	BBLs			
Ending		17922	BBLs			
Total Fluid Used			BBLs			
Ending Job Volume		1125	BBLs		47240	Gallons
Difference		-1125				
Percent		#DIV/0!				

WATER STRAPS OFF DUE TO CONSTANT FLOW

Description	Unit	Type	Beginning	Ending	Used	Design	Percent
Proppant	Pounds	30/50	670000	636000	34000	35000	2.9
Acid	Gallons	HCL	750			750	
Surfactant	Gallons	Gperm	215	166	49	47	-4.3
Friction Red	Gallons	FR-56	255	232	23	23	

From: Bouldon, Stephanie (E&P)
Sent: Thursday, October 25, 2007 10:06 AM
To: Bevan, Samuel (E&P); Bouldon, Stephanie (E&P); Brown, Sandy (E&P); Bunch, Bruce (E&P); Courtney, Heather (E&P); D'Arthenay, Gabe (E&P); Davis, Greg (E&P); Dembowski, Scott (E&P); Evans-McKeal, Laura (E&P); Garrison, Rachel (E&P); Gonzales, Shirley (E&P); Harris, Howard (E&P); Hutchins, Barb (E&P); Knight, Craig (E&P); Lake, Jim (E&P); Merkins, Jennifer (E&P); Neifert, Angela (E&P); Pena, Nilda (E&P); Roush, Blake (E&P); Salwerowicz, Pat (E&P); Schaff, Jim (E&P); Shaffron, Michael (E&P); Smith, Annie (E&P); Stahl, Derek (E&P); Tinsley, Dean (E&P); Vallad, Amanda (E&P); Vicars, Darlene (E&P); Wentzel, Shane (E&P); Wertz, Julie (E&P); Wharton, Andra (E&P); White, Debra S (E&P)
Subject: Puckett WGV 22-23-697 First Sales

Puckett WGV 22-23-697		
Date	10/24/2007	
Subject	First Sales	
Time	12:00 p.m.	
Tubing Pressure	0	
Casing Pressure	575	
Surface Casing	0	
Choke Size	24/64	
Orifice Plate Size	1.375	
RTU Number	2229	
MCFD	937	
Pad Name	Puckett WGV 21-23-697	N 39.542450 W 108.189714
Other Wells on Pad	WGV 21-23-697	
Water Tank	Pit	
Oil Tank	1 - 300 bbl	
Separators	Cimarron Single Combo	
Dehydrator	Yes	
Water Meter	Yes	

STEPHANIE BOULDON
HIGHLANDS ASSET TEAM
FIELD OFFICE ADMINISTRATOR
970-263-2748
STEPHANIE.BOULDON@WILLIAMS.COM

From: Bouldon, Stephanie (E&P)
Sent: Wednesday, November 07, 2007 8:12 AM
To: Bevan, Samuel (E&P); Bouldon, Stephanie (E&P); Brown, Sandy (E&P); Bunch, Bruce (E&P); Courtney, Heather (E&P); D'Arthenay, Gabe (E&P); Davis, Greg (E&P); Dembowski, Scott (E&P); Evans-McKeal, Laura (E&P); Garrison, Rachel (E&P); Gonzales, Shirley (E&P); Harris, Howard (E&P); Hutchins, Barb (E&P); Knight, Craig (E&P); Lake, Jim (E&P); Merkins, Jennifer (E&P); Neifert, Angela (E&P); Pena, Nilda (E&P); Roush, Blake (E&P); Salwerowicz, Pat (E&P); Schaff, Jim (E&P); Shaffron, Michael (E&P); Smith, Annie (E&P); Stahl, Derek (E&P); Tinsley, Dean (E&P); Vallad, Amanda (E&P); Vicars, Darlene (E&P); Wentzel, Shane (E&P); Wertz, Julie (E&P); Wharton, Andra (E&P); White, Debra S (E&P)
Subject: Puckett WGV 22-23-697 Final Sales

Puckett WGV 22-23-697		
Date	11/6/2007	
Subject	Final Sales	
Time	4:30 p.m.	
Tubing Pressure	1490	
Casing Pressure	1490	
Surface Casing	0	
Choke Size	14/64	
Orifice Plate Size	1.375	
RTU Number	2229	
MCFD	1500	
Pad Name	Puckett WGV 21-23-697	N 39.542450 W 108.189714
Other Wells on Pad	WGV 21-23-697	
Water Tank	Pit	
Oil Tank	1 - 300 bbl	
Separators	Cimarron Single Combo	
Dehydrator	Yes	
Water Meter	Yes	

STEPHANIE BOULDON
HIGHLANDS ASSET TEAM
FIELD OFFICE ADMINISTRATOR
970-263-2748
STEPHANIE.BOULDON@WILLIAMS.COM

Flowback by
Supervisor
Operators
Location Phn#

Cardinal Flow Testing
Alan Tayrien
Justin Carmack
979-218-6488

Well Name
Operator
Representative

WGV 22-23-697
Williams Production
Keith Hoffland

								Totals From Below: 0						0 965.0		6,486	
Date	Time	Wellhead Data			Separator				Gas Production		Fluid Production			Cumulative Prod		Frac Water	
MM/DD/YYYY	hh/mm	Tubing Press Psig	Casing Press Psig	Choke Size Ins.	Static Press. Psig	Diff. INS. H2O	Temp °F	Gas %	Approx. Flowrate MMCF/D	Cum. Volume MMCF	Cond. Prod. BO	Tank Gauge In H2O	Water Prod. BW	Cond. Prod. BO	Water Prod. BW	Pumped (1) BW	Yet To Recover BW
10/15/07	7:00									0			0.0	0	0.0		0
	8:00									0			0.0	0	0.0		0
	9:00									0			0.0	0	0.0		0
	10:00									0			0.0	0	0.0		0
	11:00									0			0.0	0	0.0		0
	12:00									0			0.0	0	0.0		0
	13:00									0			0.0	0	0.0		0
	14:00									0			0.0	0	0.0		0
	15:00									0			0.0	0	0.0		0
	16:00									0			0.0	0	0.0	6,486	6,486
	17:00		250	48						0			75.0	0	75.0		6,411
	18:00		225	48						0			150.0	0	225.0		6,261
	19:00		175	48						0			100.0	0	325.0		6,161
	20:00		150	48						0			80.0	0	405.0		6,081
	21:00		150	48						0			80.0	0	485.0		6,001
	22:00		125	48						0			70.0	0	555.0		5,931
	23:00		100	48						0			60.0	0	615.0		5,871
10/16/07	0:00		100	48						0			60.0	0	675.0		5,811
	1:00		100	48						0			60.0	0	735.0		5,751
	2:00		75	48						0			50.0	0	785.0		5,701
	3:00		75	48						0			50.0	0	835.0		5,651
	4:00		50	48						0			50.0	0	885.0		5,601
	5:00		50	48						0			40.0	0	925.0		5,561
	6:00		50	48						0			40.0	0	965.0		5,521
	7:00									0			0.0	0	965.0		5,521
	8:00									0			0.0	0	965.0		5,521
	9:35									0			0.0	0	965.0		5,521
	10:00									0			0.0	0	965.0		5,521
	11:00									0			0.0	0	965.0		5,521
	12:00									0			0.0	0	965.0		5,521
	13:00									0			0.0	0	965.0		5,521
	14:00									0			0.0	0	965.0		5,521
	15:00									0			0.0	0	965.0		5,521
	16:00									0			0.0	0	965.0		5,521
	17:00									0			0.0	0	965.0		5,521
	18:00									0			0.0	0	965.0		5,521
	19:00									0			0.0	0	965.0		5,521
	20:00									0			0.0	0	965.0		5,521
	21:35									0			0.0	0	965.0		5,521
	22:00									0			0.0	0	965.0		5,521
	23:00									0			0.0	0	965.0		5,521
10/17/07	0:00									0			0.0	0	965.0		5,521
	1:00									0			0.0	0	965.0		5,521
	2:00									0			0.0	0	965.0		5,521
	3:00									0			0.0	0	965.0		5,521
	4:00									0			0.0	0	965.0		5,521
	5:00									0			0.0	0	965.0		5,521
	6:00									0			0.0	0	965.0		5,521
	7:00									0			0.0	0	965.0		5,521
	8:00									0			0.0	0	965.0		5,521

Flowback by
Supervisor
Operators
Location Phn#

Cardinal Flow Testing
Alan Tayrien
Justin Carmack
979-218-6488

Well Name
Operator
Representative

WGV 22-23-697
Williams Production
Keith Hoffland

									Totals From Below: 0			965.0			0 965.0		6,486	
Date	Time	Wellhead Data			Separator				Gas Production		Fluid Production			Cumulative Prod		Frac Water		
MM/DD/YYYY	hh/mm	Tubing Press Psig	Casing Press Psig	Choke Size Ins.	Static Press. Psig	Diff. INS. H2O	Temp °F	Gas %	Approx. Flowrate MMCF/D	Cum. Volume MMCF	Cond. Prod. BO	Tank Gauge In H2O	Water Prod. BW	Cond. Prod. BO	Water Prod. BW	Pumped (1) BW	Yet To Recover BW	
	9:00									0			0.0	0	965.0		5,521	
	10:00									0			0.0	0	965.0		5,521	
	11:00									0			0.0	0	965.0		5,521	
	12:00									0			0.0	0	965.0		5,521	
	13:00									0			0.0	0	965.0		5,521	
	14:00									0			0.0	0	965.0		5,521	
	15:00									0			0.0	0	965.0		5,521	
	16:00									0			0.0	0	965.0		5,521	
	17:00									0			0.0	0	965.0		5,521	
	18:00									0			0.0	0	965.0		5,521	
	19:00									0			0.0	0	965.0		5,521	
	20:00									0			0.0	0	965.0		5,521	
	21:00									0			0.0	0	965.0		5,521	
	22:00									0			0.0	0	965.0		5,521	
	23:00									0			0.0	0	965.0		5,521	
10/18/07	0:00									0			0.0	0	965.0		5,521	
	1:00									0			0.0	0	965.0		5,521	
	2:00									0			0.0	0	965.0		5,521	
	3:00									0			0.0	0	965.0		5,521	
	4:00									0			0.0	0	965.0		5,521	
	5:00									0			0.0	0	965.0		5,521	
	6:00									0			0.0	0	965.0		5,521	
	7:00									0			0.0	0	965.0		5,521	
	8:00									0			0.0	0	965.0		5,521	
	9:00									0			0.0	0	965.0		5,521	
	10:00									0			0.0	0	965.0		5,521	
	11:00									0			0.0	0	965.0		5,521	
	12:00									0			0.0	0	965.0		5,521	
	13:00									0			0.0	0	965.0		5,521	
	14:00									0			0.0	0	965.0		5,521	
	15:00									0			0.0	0	965.0		5,521	
	16:00									0			0.0	0	965.0		5,521	
	17:00									0			0.0	0	965.0		5,521	
	18:00									0			0.0	0	965.0		5,521	
	19:00									0			0.0	0	965.0		5,521	
	20:00									0			0.0	0	965.0		5,521	
	21:00									0			0.0	0	965.0		5,521	
	22:00									0			0.0	0	965.0		5,521	
	23:00									0			0.0	0	965.0		5,521	
10/19/07	0:00									0			0.0	0	965.0		5,521	
	1:00									0			0.0	0	965.0		5,521	
	2:00									0			0.0	0	965.0		5,521	
	3:00									0			0.0	0	965.0		5,521	
	4:00									0			0.0	0	965.0		5,521	
	5:00									0			0.0	0	965.0		5,521	
	6:00									0			0.0	0	965.0		5,521	
	7:00									0			0.0	0	965.0		5,521	
	8:00									0			0.0	0	965.0		5,521	
	9:00									0			0.0	0	965.0		5,521	
	10:00									0			0.0	0	965.0		5,521	

Flowback by
Supervisor
Operators
Location Phn#

Cardinal Flow Testing
Alan Tayrien
Justin Carmack
979-218-6488

Well Name
Operator
Representative

WGV 22-23-697
Williams Production
Keith Hoffland

							Totals From Below: 0							0 965.0		6,486	
Date	Time	Wellhead Data			Separator				Gas Production		Fluid Production			Cumulative Prod		Frac Water	
MM/DD/YYYY	hh/mm	Tubing Press Psig	Casing Press Psig	Choke Size Ins.	Static Press. Psig	Diff. INS. H2O	Temp °F	Gas %	Approx. Flowrate MMCF/D	Cum. Volume MMCF	Cond. Prod. BO	Tank Gauge In H2O	Water Prod. BW	Cond. Prod. BO	Water Prod. BW	Pumped (1) BW	Yet To Recover BW
	11:00									0			0.0	0	965.0		5,521
	12:00									0			0.0	0	965.0		5,521
	13:00									0			0.0	0	965.0		5,521
	14:00									0			0.0	0	965.0		5,521
	15:00									0			0.0	0	965.0		5,521
	16:00									0			0.0	0	965.0		5,521
	17:00									0			0.0	0	965.0		5,521
	18:00									0			0.0	0	965.0		5,521
	19:00									0			0.0	0	965.0		5,521
	20:00									0			0.0	0	965.0		5,521
	21:00									0			0.0	0	965.0		5,521
	22:00									0			0.0	0	965.0		5,521
	23:00									0			0.0	0	965.0		5,521
10/20/07	0:00									0			0.0	0	965.0		5,521
	1:00									0			0.0	0	965.0		5,521
	2:00									0			0.0	0	965.0		5,521
	3:00									0			0.0	0	965.0		5,521
	4:00									0			0.0	0	965.0		5,521
	5:00									0			0.0	0	965.0		5,521
	6:00									0			0.0	0	965.0		5,521
	7:00									0			0.0	0	965.0		5,521
	8:00									0			0.0	0	965.0		5,521
	9:00									0			0.0	0	965.0		5,521
	10:00									0			0.0	0	965.0		5,521
	11:00									0			0.0	0	965.0		5,521
	12:00									0			0.0	0	965.0		5,521
	13:00									0			0.0	0	965.0		5,521
	14:00									0			0.0	0	965.0		5,521
	15:00									0			0.0	0	965.0		5,521
	16:00									0			0.0	0	965.0		5,521
	17:00									0			0.0	0	965.0		5,521
	18:00									0			0.0	0	965.0		5,521
	19:00									0			0.0	0	965.0		5,521
	20:00									0			0.0	0	965.0		5,521
	21:00									0			0.0	0	965.0		5,521
	22:00									0			0.0	0	965.0		5,521
	23:00									0			0.0	0	965.0		5,521
07/01/07	0:00									0			0.0	0	965.0		5,521
	1:00									0			0.0	0	965.0		5,521
	2:00									0			0.0	0	965.0		5,521
	3:00									0			0.0	0	965.0		5,521
	4:00									0			0.0	0	965.0		5,521
	5:00									0			0.0	0	965.0		5,521
	6:00									0			0.0	0	965.0		5,521
	7:00									0			0.0	0	965.0		5,521
	8:00									0			0.0	0	965.0		5,521
	9:00									0			0.0	0	965.0		5,521
	10:00									0			0.0	0	965.0		5,521
	11:00									0			0.0	0	965.0		5,521
	12:00									0			0.0	0	965.0		5,521

Flowback by
Supervisor
Operators
Location Phn#

Cardinal Flow Testing
Alan Tayrien
Justin Carmack
979-218-6488

Well Name
Operator
Representative

WGV 22-23-697
Williams Production
Keith Hoffland

									Totals From Below: 0			0 965.0			6,486		
Date	Time	Wellhead Data			Separator				Gas Production		Fluid Production			Cumulative Prod		Frac Water	
MM/DD/YYYY	hh/mm	Tubing Press Psig	Casing Press Psig	Choke Size Ins.	Static Press. Psig	Diff. INS. H2O	Temp °F	Gas %	Approx. Flowrate MMCF/D	Cum. Volume MMCF	Cond. Prod. BO	Tank Gauge In H2O	Water Prod. BW	Cond. Prod. BO	Water Prod. BW	Pumped (1) BW	Yet To Recover BW
	13:00									0			0.0	0	965.0		5,521
	14:00									0			0.0	0	965.0		5,521
	15:00									0			0.0	0	965.0		5,521
	16:00									0			0.0	0	965.0		5,521
	17:00									0			0.0	0	965.0		5,521
	18:00									0			0.0	0	965.0		5,521
	19:00									0			0.0	0	965.0		5,521
	20:00									0			0.0	0	965.0		5,521
	21:00									0			0.0	0	965.0		5,521
	22:00									0			0.0	0	965.0		5,521
	23:00									0			0.0	0	965.0		5,521
07/02/07	0:00									0			0.0	0	965.0		5,521
	1:00									0			0.0	0	965.0		5,521
	2:00									0			0.0	0	965.0		5,521
	3:00									0			0.0	0	965.0		5,521
	4:00									0			0.0	0	965.0		5,521
	5:00									0			0.0	0	965.0		5,521
	6:00									0			0.0	0	965.0		5,521
	7:00									0			0.0	0	965.0		5,521
	8:00									0			0.0	0	965.0		5,521
	9:00									0			0.0	0	965.0		5,521
	10:00									0			0.0	0	965.0		5,521
	11:00									0			0.0	0	965.0		5,521
	12:00									0			0.0	0	965.0		5,521
	13:00									0			0.0	0	965.0		5,521
	14:00									0			0.0	0	965.0		5,521
	15:00									0			0.0	0	965.0		5,521
	16:00									0			0.0	0	965.0		5,521
	17:00									0			0.0	0	965.0		5,521
	18:00									0			0.0	0	965.0		5,521
	19:00									0			0.0	0	965.0		5,521
	20:00									0			0.0	0	965.0		5,521
	21:00									0			0.0	0	965.0		5,521
	22:00									0			0.0	0	965.0		5,521
	23:00									0			0.0	0	965.0		5,521
07/03/07	0:00									0			0.0	0	965.0		5,521
	1:00									0			0.0	0	965.0		5,521
	2:00									0			0.0	0	965.0		5,521
	3:00									0			0.0	0	965.0		5,521
	4:00									0			0.0	0	965.0		5,521
	5:00									0			0.0	0	965.0		5,521
	6:00									0			0.0	0	965.0		5,521
	7:00									0			0.0	0	965.0		5,521
	8:00									0			0.0	0	965.0		5,521
	9:00									0			0.0	0	965.0		5,521
	10:00									0			0.0	0	965.0		5,521
	11:00									0			0.0	0	965.0		5,521
	12:00									0			0.0	0	965.0		5,521
	13:00									0			0.0	0	965.0		5,521
	14:00									0			0.0	0	965.0		5,521

Flowback by
Supervisor
Operators
Location Phn#

Cardinal Flow Testing
Alan Tayrien
Justin Carmack
979-218-6488

Well Name
Operator
Representative

WGV 22-23-697
Williams Production
Keith Hoffland

							Totals From Below: 0							0 965.0		6,486	
Date	Time	Wellhead Data			Separator				Gas Production		Fluid Production			Cumulative Prod		Frac Water	
MM/DD/YYYY	hh/mm	Tubing Press Psig	Casing Press Psig	Choke Size Ins.	Static Press. Psig	Diff. INS. H2O	Temp °F	Gas %	Approx. Flowrate MMCF/D	Cum. Volume MMCF	Cond. Prod. BO	Tank Gauge In H2O	Water Prod. BW	Cond. Prod. BO	Water Prod. BW	Pumped (1) BW	Yet To Recover BW
	15:00									0			0.0	0	965.0		5,521
	16:00									0			0.0	0	965.0		5,521
	17:00									0			0.0	0	965.0		5,521
	18:00									0			0.0	0	965.0		5,521
	19:00									0			0.0	0	965.0		5,521
	20:00									0			0.0	0	965.0		5,521
	21:00									0			0.0	0	965.0		5,521
	22:00									0			0.0	0	965.0		5,521
	23:00									0			0.0	0	965.0		5,521
07/04/07	0:00									0			0.0	0	965.0		5,521
	1:00									0			0.0	0	965.0		5,521
	2:00									0			0.0	0	965.0		5,521
	3:00									0			0.0	0	965.0		5,521
	4:00									0			0.0	0	965.0		5,521
	5:00									0			0.0	0	965.0		5,521
	6:00									0			0.0	0	965.0		5,521
	7:00									0			0.0	0	965.0		5,521
	8:00									0			0.0	0	965.0		5,521
	9:00									0			0.0	0	965.0		5,521
	10:00									0			0.0	0	965.0		5,521
	11:00									0			0.0	0	965.0		5,521
	12:00									0			0.0	0	965.0		5,521
	13:00									0			0.0	0	965.0		5,521
	14:00									0			0.0	0	965.0		5,521
	15:00									0			0.0	0	965.0		5,521
	16:00									0			0.0	0	965.0		5,521
	17:00									0			0.0	0	965.0		5,521
	18:00									0			0.0	0	965.0		5,521
	19:00									0			0.0	0	965.0		5,521
	20:00									0			0.0	0	965.0		5,521
	21:00									0			0.0	0	965.0		5,521
	22:00									0			0.0	0	965.0		5,521
	23:00									0			0.0	0	965.0		5,521
	0:00									0			0.0	0	965.0		5,521
	1:00									0			0.0	0	965.0		5,521
	2:00									0			0.0	0	965.0		5,521
	3:00									0			0.0	0	965.0		5,521
	4:00									0			0.0	0	965.0		5,521
	5:00									0			0.0	0	965.0		5,521
	6:00									0			0.0	0	965.0		5,521
	7:00									0			0.0	0	965.0		5,521
	8:00									0			0.0	0	965.0		5,521
	9:00									0			0.0	0	965.0		5,521
	10:00									0			0.0	0	965.0		5,521
	11:00									0			0.0	0	965.0		5,521
	12:00									0			0.0	0	965.0		5,521
	13:00									0			0.0	0	965.0		5,521
	14:00									0			0.0	0	965.0		5,521
	15:00									0			0.0	0	965.0		5,521
	16:00									0			0.0	0	965.0		5,521

Flowback by
Supervisor
Operators
Location Phn#

Cardinal Flow Testing
Alan Tayrien
Justin Carmack
979-218-6488

Well Name
Operator
Representative

WGV 22-23-697
Williams Production
Keith Hoffland

									Totals From Below: 0						0 965.0		6,486	
Date	Time	Wellhead Data			Separator				Gas Production		Fluid Production			Cumulative Prod		Frac Water		
MM/DD/YYYY	hh/mm	Tubing Press Psig	Casing Press Psig	Choke Size Ins.	Static Press. Psig	Diff. INS. H2O	Temp °F	Gas %	Approx. Flowrate MMCF/D	Cum. Volume MMCF	Cond. Prod. BO	Tank Gauge In H2O	Water Prod. BW	Cond. Prod. BO	Water Prod. BW	Pumped (1) BW	Yet To Recover BW	
	17:00									0			0.0	0	965.0		5,521	
	18:00									0			0.0	0	965.0		5,521	
	19:00									0			0.0	0	965.0		5,521	
	20:00									0			0.0	0	965.0		5,521	
	21:00									0			0.0	0	965.0		5,521	
	22:00									0			0.0	0	965.0		5,521	
	23:00									0			0.0	0	965.0		5,521	
	0:00									0			0.0	0	965.0		5,521	
	1:00									0			0.0	0	965.0		5,521	
	2:00									0			0.0	0	965.0		5,521	
	3:00									0			0.0	0	965.0		5,521	
	4:00									0			0.0	0	965.0		5,521	
	5:00									0			0.0	0	965.0		5,521	
	6:00									0			0.0	0	965.0		5,521	
	7:00									0			0.0	0	965.0		5,521	
	8:00									0			0.0	0	965.0		5,521	
	9:00									0			0.0	0	965.0		5,521	
	10:00									0			0.0	0	965.0		5,521	
	11:00									0			0.0	0	965.0		5,521	
	12:00									0			0.0	0	965.0		5,521	
	13:00									0			0.0	0	965.0		5,521	
	14:00									0			0.0	0	965.0		5,521	
	15:00									0			0.0	0	965.0		5,521	
	16:00									0			0.0	0	965.0		5,521	
	17:00									0			0.0	0	965.0		5,521	
	18:00									0			0.0	0	965.0		5,521	
	19:00									0			0.0	0	965.0		5,521	
	20:00									0			0.0	0	965.0		5,521	
	21:00									0			0.0	0	965.0		5,521	
	22:00									0			0.0	0	965.0		5,521	
	23:00									0			0.0	0	965.0		5,521	
	0:00									0			0.0	0	965.0		5,521	
	1:00									0			0.0	0	965.0		5,521	
	2:00									0			0.0	0	965.0		5,521	
	3:00									0			0.0	0	965.0		5,521	
	4:00									0			0.0	0	965.0		5,521	
	5:00									0			0.0	0	965.0		5,521	
	6:00									0			0.0	0	965.0		5,521	
	7:00									0			0.0	0	965.0		5,521	
	8:00									0			0.0	0	965.0		5,521	
	9:00									0			0.0	0	965.0		5,521	
	10:00									0			0.0	0	965.0		5,521	
	11:00									0			0.0	0	965.0		5,521	
	12:00									0			0.0	0	965.0		5,521	
	13:00									0			0.0	0	965.0		5,521	
	14:00									0			0.0	0	965.0		5,521	
	15:00									0			0.0	0	965.0		5,521	
	16:00									0			0.0	0	965.0		5,521	
	17:00									0			0.0	0	965.0		5,521	
	18:00									0			0.0	0	965.0		5,521	

Flowback by
Supervisor
Operators
Location Phn#

Cardinal Flow Testing
Alan Tayrien
Justin Carmack
979-218-6488

Well Name
Operator
Representative

WGV 22-23-697
Williams Production
Keith Hoffland

							Totals From Below: 0				965.0			0		965.0		6,486	
Date	Time	Wellhead Data			Separator				Gas Production		Fluid Production			Cumulative Prod		Frac Water			
MM/DD/YYYY	hh/mm	Tubing Press Psig	Casing Press Psig	Choke Size Ins.	Static Press. Psig	Diff. INS. H2O	Temp °F	Gas %	Approx. Flowrate MMCF/D	Cum. Volume MMCF	Cond. Prod. BO	Tank Gauge In H2O	Water Prod. BW	Cond. Prod. BO	Water Prod. BW	Pumped (1) BW	Yet To Recover BW		
	19:00									0			0.0	0	965.0		5,521		
	20:00									0			0.0	0	965.0		5,521		
	21:00									0			0.0	0	965.0		5,521		
	22:00									0			0.0	0	965.0		5,521		
	23:00									0			0.0	0	965.0		5,521		
	0:00									0			0.0	0	965.0		5,521		
	1:00									0			0.0	0	965.0		5,521		
	2:00									0			0.0	0	965.0		5,521		
	3:00									0			0.0	0	965.0		5,521		
	4:00									0			0.0	0	965.0		5,521		
	5:00									0			0.0	0	965.0		5,521		
	6:00									0			0.0	0	965.0		5,521		
	7:00									0			0.0	0	965.0		5,521		
	8:00									0			0.0	0	965.0		5,521		
	9:00									0			0.0	0	965.0		5,521		
	10:00									0			0.0	0	965.0		5,521		
	11:00									0			0.0	0	965.0		5,521		
	12:00									0			0.0	0	965.0		5,521		
	13:00									0			0.0	0	965.0		5,521		
	14:00									0			0.0	0	965.0		5,521		
	15:00									0			0.0	0	965.0		5,521		
	16:00									0			0.0	0	965.0		5,521		
	17:00									0			0.0	0	965.0		5,521		
	18:00									0			0.0	0	965.0		5,521		
	19:00									0			0.0	0	965.0		5,521		
	20:00									0			0.0	0	965.0		5,521		
	21:00									0			0.0	0	965.0		5,521		
	22:00									0			0.0	0	965.0		5,521		
	23:00									0			0.0	0	965.0		5,521		
	0:00									0			0.0	0	965.0		5,521		
	1:00									0			0.0	0	965.0		5,521		
	2:00									0			0.0	0	965.0		5,521		
	3:00									0			0.0	0	965.0		5,521		
	4:00									0			0.0	0	965.0		5,521		
	5:00									0			0.0	0	965.0		5,521		
	6:00									0			0.0	0	965.0		5,521		
	7:00									0			0.0	0	965.0		5,521		
	8:00									0			0.0	0	965.0		5,521		
	9:00									0			0.0	0	965.0		5,521		
	10:00									0			0.0	0	965.0		5,521		
	11:00									0			0.0	0	965.0		5,521		
	12:00									0			0.0	0	965.0		5,521		
	13:00									0			0.0	0	965.0		5,521		
	14:00									0			0.0	0	965.0		5,521		
	15:00									0			0.0	0	965.0		5,521		
	16:00									0			0.0	0	965.0		5,521		
	17:00									0			0.0	0	965.0		5,521		
	18:00									0			0.0	0	965.0		5,521		
	19:00									0			0.0	0	965.0		5,521		
	20:00									0			0.0	0	965.0		5,521		

Flowback by
Supervisor
Operators
Location Phn#

Cardinal Flow Testing
Alan Tayrien
Justin Carmack
979-218-6488

Well Name
Operator
Representative

WGV 22-23-697
Williams Production
Keith Hoffland

									Totals From Below: 0						0 965.0		6,486	
Date	Time	Wellhead Data			Separator				Gas Production		Fluid Production			Cumulative Prod		Frac Water		
MM/DD/YYYY	hh/mm	Tubing Press Psig	Casing Press Psig	Choke Size Ins.	Static Press. Psig	Diff. INS. H2O	Temp °F	Gas %	Approx. Flowrate MMCF/D	Cum. Volume MMCF	Cond. Prod. BO	Tank Gauge In H2O	Water Prod. BW	Cond. Prod. BO	Water Prod. BW	Pumped (1) BW	Yet To Recover BW	
	21:00									0			0.0	0	965.0		5,521	
	22:00									0			0.0	0	965.0		5,521	
	23:00									0			0.0	0	965.0		5,521	
	0:00									0			0.0	0	965.0		5,521	
	1:00									0			0.0	0	965.0		5,521	
	2:00									0			0.0	0	965.0		5,521	
	3:00									0			0.0	0	965.0		5,521	
	4:00									0			0.0	0	965.0		5,521	
	5:00									0			0.0	0	965.0		5,521	
	6:00									0			0.0	0	965.0		5,521	
	7:00									0			0.0	0	965.0		5,521	
	8:00									0			0.0	0	965.0		5,521	
	9:00									0			0.0	0	965.0		5,521	
	10:00									0			0.0	0	965.0		5,521	
	11:00									0			0.0	0	965.0		5,521	
	12:00									0			0.0	0	965.0		5,521	
	13:00									0			0.0	0	965.0		5,521	
	14:00									0			0.0	0	965.0		5,521	
	15:00									0			0.0	0	965.0		5,521	
	16:00									0			0.0	0	965.0		5,521	
	17:00									0			0.0	0	965.0		5,521	
	18:00									0			0.0	0	965.0		5,521	
	19:00									0			0.0	0	965.0		5,521	
	20:00									0			0.0	0	965.0		5,521	
	21:00									0			0.0	0	965.0		5,521	
	22:00									0			0.0	0	965.0		5,521	
	23:00									0			0.0	0	965.0		5,521	
	0:00									0			0.0	0	965.0		5,521	
	1:00									0			0.0	0	965.0		5,521	
	2:00									0			0.0	0	965.0		5,521	
	3:00									0			0.0	0	965.0		5,521	
	4:00									0			0.0	0	965.0		5,521	
	5:00									0			0.0	0	965.0		5,521	
	6:00									0			0.0	0	965.0		5,521	
	7:00									0			0.0	0	965.0		5,521	
	8:00									0			0.0	0	965.0		5,521	
	9:00									0			0.0	0	965.0		5,521	
	10:00									0			0.0	0	965.0		5,521	
	11:00									0			0.0	0	965.0		5,521	
	12:00									0			0.0	0	965.0		5,521	
	13:00									0			0.0	0	965.0		5,521	
	14:00									0			0.0	0	965.0		5,521	
	15:00									0			0.0	0	965.0		5,521	
	16:00									0			0.0	0	965.0		5,521	
	17:00									0			0.0	0	965.0		5,521	
	18:00									0			0.0	0	965.0		5,521	
	19:00									0			0.0	0	965.0		5,521	
	20:00									0			0.0	0	965.0		5,521	
	21:00									0			0.0	0	965.0		5,521	
	22:00									0			0.0	0	965.0		5,521	

Flowback by
Supervisor
Operators
Location Phn#

Cardinal Flow Testing
Alan Tayrien
Justin Carmack
979-218-6488

Well Name
Operator
Representative

WGV 22-23-697
Williams Production
Keith Hoffland

									Totals From Below: 0					0 965.0		6,486	
Date	Time	Wellhead Data			Separator				Gas Production		Fluid Production			Cumulative Prod		Frac Water	
MM/DD/YYYY	hh/mm	Tubing Press Psig	Casing Press Psig	Choke Size Ins.	Static Press. Psig	Diff. INS. H2O	Temp °F	Gas %	Approx. Flowrate MMCF/D	Cum. Volume MMCF	Cond. Prod. BO	Tank Gauge In H2O	Water Prod. BW	Cond. Prod. BO	Water Prod. BW	Pumped (1) BW	Yet To Recover BW
	23:00									0			0.0	0	965.0		5,521
	0:00									0			0.0	0	965.0		5,521
	1:00									0			0.0	0	965.0		5,521
	2:00									0			0.0	0	965.0		5,521
	3:00									0			0.0	0	965.0		5,521
	4:00									0			0.0	0	965.0		5,521
	5:00									0			0.0	0	965.0		5,521
	6:00									0			0.0	0	965.0		5,521
	7:00									0			0.0	0	965.0		5,521
	8:00									0			0.0	0	965.0		5,521
	9:00									0			0.0	0	965.0		5,521
	10:00									0			0.0	0	965.0		5,521
	11:00									0			0.0	0	965.0		5,521
	12:00									0			0.0	0	965.0		5,521
	13:00									0			0.0	0	965.0		5,521
	14:00									0			0.0	0	965.0		5,521
	15:00									0			0.0	0	965.0		5,521
	16:00									0			0.0	0	965.0		5,521
	17:00									0			0.0	0	965.0		5,521
	18:00									0			0.0	0	965.0		5,521
	19:00									0			0.0	0	965.0		5,521
	20:00									0			0.0	0	965.0		5,521
	21:00									0			0.0	0	965.0		5,521
	22:00									0			0.0	0	965.0		5,521
	23:00									0			0.0	0	965.0		5,521
	0:00									0			0.0	0	965.0		5,521
	1:00									0			0.0	0	965.0		5,521
	2:00									0			0.0	0	965.0		5,521
	3:00									0			0.0	0	965.0		5,521
	4:00									0			0.0	0	965.0		5,521
	5:00									0			0.0	0	965.0		5,521
	6:00									0			0.0	0	965.0		5,521
	7:00									0			0.0	0	965.0		5,521
	8:00									0			0.0	0	965.0		5,521
	9:00									0			0.0	0	965.0		5,521
	10:00									0			0.0	0	965.0		5,521
	11:00									0			0.0	0	965.0		5,521
	12:00									0			0.0	0	965.0		5,521
	13:00									0			0.0	0	965.0		5,521
	14:00									0			0.0	0	965.0		5,521
	15:00									0			0.0	0	965.0		5,521
	16:00									0			0.0	0	965.0		5,521
	17:00									0			0.0	0	965.0		5,521
	18:00									0			0.0	0	965.0		5,521
	19:00									0			0.0	0	965.0		5,521
	20:00									0			0.0	0	965.0		5,521
	21:00									0			0.0	0	965.0		5,521
	22:00									0			0.0	0	965.0		5,521
	23:00									0			0.0	0	965.0		5,521
	0:00									0			0.0	0	965.0		5,521

Flowback by
Supervisor
Operators
Location Phn#

Cardinal Flow Testing
Alan Tayrien
Justin Carmack
979-218-6488

Well Name
Operator
Representative

WGV 22-23-697
Williams Production
Keith Hoffland

									Totals From Below: 0						0 965.0		6,486	
Date	Time	Wellhead Data			Separator				Gas Production		Fluid Production			Cumulative Prod		Frac Water		
MM/DD/YYYY	hh/mm	Tubing Press Psig	Casing Press Psig	Choke Size Ins.	Static Press. Psig	Diff. INS. H2O	Temp °F	Gas %	Approx. Flowrate MMCF/D	Cum. Volume MMCF	Cond. Prod. BO	Tank Gauge In H2O	Water Prod. BW	Cond. Prod. BO	Water Prod. BW	Pumped (1) BW	Yet To Recover BW	
	1:00									0			0.0	0	965.0		5,521	
	2:00									0			0.0	0	965.0		5,521	
	3:00									0			0.0	0	965.0		5,521	
	4:00									0			0.0	0	965.0		5,521	
	5:00									0			0.0	0	965.0		5,521	
	6:00									0			0.0	0	965.0		5,521	
	7:00									0			0.0	0	965.0		5,521	
	8:00									0			0.0	0	965.0		5,521	
	9:00									0			0.0	0	965.0		5,521	
	10:00									0			0.0	0	965.0		5,521	
	11:00									0			0.0	0	965.0		5,521	
	12:00									0			0.0	0	965.0		5,521	
	13:00									0			0.0	0	965.0		5,521	
	14:00									0			0.0	0	965.0		5,521	
	15:00									0			0.0	0	965.0		5,521	
	16:00									0			0.0	0	965.0		5,521	
	17:00									0			0.0	0	965.0		5,521	
	18:00									0			0.0	0	965.0		5,521	
	19:00									0			0.0	0	965.0		5,521	
	20:00									0			0.0	0	965.0		5,521	
	21:00									0			0.0	0	965.0		5,521	
	22:00									0			0.0	0	965.0		5,521	
	23:00									0			0.0	0	965.0		5,521	
	0:00									0			0.0	0	965.0		5,521	
	1:00									0			0.0	0	965.0		5,521	
	2:00									0			0.0	0	965.0		5,521	
	3:00									0			0.0	0	965.0		5,521	
	4:00									0			0.0	0	965.0		5,521	
	5:00									0			0.0	0	965.0		5,521	
	6:00									0			0.0	0	965.0		5,521	
	7:00									0			0.0	0	965.0		5,521	
	8:00									0			0.0	0	965.0		5,521	
	9:00									0			0.0	0	965.0		5,521	
	10:00									0			0.0	0	965.0		5,521	
	11:00									0			0.0	0	965.0		5,521	
	12:00									0			0.0	0	965.0		5,521	
	13:00									0			0.0	0	965.0		5,521	
	14:00									0			0.0	0	965.0		5,521	
	15:00									0			0.0	0	965.0		5,521	
	16:00									0			0.0	0	965.0		5,521	
	17:00									0			0.0	0	965.0		5,521	
	18:00									0			0.0	0	965.0		5,521	
	19:00									0			0.0	0	965.0		5,521	
	20:00									0			0.0	0	965.0		5,521	
	21:00									0			0.0	0	965.0		5,521	
	22:00									0			0.0	0	965.0		5,521	
	23:00									0			0.0	0	965.0		5,521	

Flowback by
Supervisor
Operators
Location Phn#

Cardinal Flow Testing
Alan Tayrien
Justin Carmack
979-218-6488

Well Name
Operator
Representative

WGV 22-23-697
Williams Production
Keith Hoffland

								Totals From Below: 0						0 1,045.0		6,907	
Date	Time	Wellhead Data			Separator				Gas Production		Fluid Production			Cumulative Prod		Frac Water	
MM/DD/YYYY	hh/mm	Tubing Press Psig	Casing Press Psig	Choke Size Ins.	Static Press. Psig	Diff. INS. H2O	Temp °F	Gas %	Approx. Flowrate MMCF/D	Cum. Volume MMCF	Cond. Prod. BO	Tank Gauge In H2O	Water Prod. BW	Cond. Prod. BO	Water Prod. BW	Pumped (1) BW	Yet To Recover BW
10/15/07	7:00									0			0.0	0	0.0		0
	8:00									0			0.0	0	0.0		0
	9:00									0			0.0	0	0.0		0
	10:00									0			0.0	0	0.0		0
	11:00									0			0.0	0	0.0		0
	12:00									0			0.0	0	0.0		0
	13:00									0			0.0	0	0.0		0
	14:00									0			0.0	0	0.0		0
	15:00									0			0.0	0	0.0		0
	16:00									0			0.0	0	0.0	6,486	6,486
	17:00		250	48						0			75.0	0	75.0		6,411
	18:00		225	48						0			150.0	0	225.0		6,261
	19:00		175	48						0			100.0	0	325.0		6,161
	20:00		150	48						0			80.0	0	405.0		6,081
	21:00		150	48						0			80.0	0	485.0		6,001
	22:00		125	48						0			70.0	0	555.0		5,931
	23:00		100	48						0			60.0	0	615.0		5,871
10/16/07	0:00		100	48						0			60.0	0	675.0		5,811
	1:00		100	48						0			60.0	0	735.0		5,751
	2:00		75	48						0			50.0	0	785.0		5,701
	3:00		75	48						0			50.0	0	835.0		5,651
	4:00		50	48						0			50.0	0	885.0		5,601
	5:00		50	48						0			40.0	0	925.0		5,561
	6:00		50	48						0			40.0	0	965.0		5,521
	7:00									0			0.0	0	965.0		5,521
	8:00									0			0.0	0	965.0		5,521
	9:35									0			0.0	0	965.0		5,521
	10:00									0			0.0	0	965.0		5,521
	11:00									0			0.0	0	965.0		5,521
	12:00									0			0.0	0	965.0		5,521
	13:00									0			0.0	0	965.0		5,521
	14:00									0			0.0	0	965.0	6,907	12,428
	15:00		150	48						0			0.0	0	965.0		12,428
	16:00		50	48						0			50.0	0	1015.0		12,378
	17:00		25	48						0			30.0	0	1045.0		12,348
	18:00		0	48						0			0.0	0	1045.0		12,348
	19:00		0	48						0			0.0	0	1045.0		12,348
	20:00		0	48						0			0.0	0	1045.0		12,348
	21:35		0	48						0			0.0	0	1045.0		12,348
	22:00		0	48						0			0.0	0	1045.0		12,348
	23:00		0	48						0			0.0	0	1045.0		12,348
10/17/07	0:00		0	48						0			0.0	0	1045.0		12,348
	1:00		0	48						0			0.0	0	1045.0		12,348
	2:00		0	48						0			0.0	0	1045.0		12,348
	3:00		0	48						0			0.0	0	1045.0		12,348
	4:00		0	48						0			0.0	0	1045.0		12,348
	5:00		0	48						0			0.0	0	1045.0		12,348
	6:00		0	48						0			0.0	0	1045.0		12,348
	7:00									0			0.0	0	1045.0		12,348
	8:00									0			0.0	0	1045.0		12,348

Flowback by
Supervisor
Operators
Location Phn#

Cardinal Flow Testing
Alan Tayrien
Justin Carmack
979-218-6488

Well Name
Operator
Representative

WGV 22-23-697
Williams Production
Keith Hoffland

							Totals From Below: 0							0 1,045.0		6,907	
Date	Time	Wellhead Data			Separator				Gas Production		Fluid Production			Cumulative Prod		Frac Water	
MM/DD/YYYY	hh/mm	Tubing Press Psig	Casing Press Psig	Choke Size Ins.	Static Press. Psig	Diff. INS. H2O	Temp °F	Gas %	Approx. Flowrate MMCF/D	Cum. Volume MMCF	Cond. Prod. BO	Tank Gauge In H2O	Water Prod. BW	Cond. Prod. BO	Water Prod. BW	Pumped (1) BW	Yet To Recover BW
	9:00									0			0.0	0	1045.0		12,348
	10:00									0			0.0	0	1045.0		12,348
	11:00									0			0.0	0	1045.0		12,348
	12:00									0			0.0	0	1045.0		12,348
	13:00									0			0.0	0	1045.0		12,348
	14:00									0			0.0	0	1045.0		12,348
	15:00									0			0.0	0	1045.0		12,348
	16:00									0			0.0	0	1045.0		12,348
	17:00									0			0.0	0	1045.0		12,348
	18:00									0			0.0	0	1045.0		12,348
	19:00									0			0.0	0	1045.0		12,348
	20:00									0			0.0	0	1045.0		12,348
	21:00									0			0.0	0	1045.0		12,348
	22:00									0			0.0	0	1045.0		12,348
	23:00									0			0.0	0	1045.0		12,348
10/18/07	0:00									0			0.0	0	1045.0		12,348
	1:00									0			0.0	0	1045.0		12,348
	2:00									0			0.0	0	1045.0		12,348
	3:00									0			0.0	0	1045.0		12,348
	4:00									0			0.0	0	1045.0		12,348
	5:00									0			0.0	0	1045.0		12,348
	6:00									0			0.0	0	1045.0		12,348
	7:00									0			0.0	0	1045.0		12,348
	8:00									0			0.0	0	1045.0		12,348
	9:00									0			0.0	0	1045.0		12,348
	10:00									0			0.0	0	1045.0		12,348
	11:00									0			0.0	0	1045.0		12,348
	12:00									0			0.0	0	1045.0		12,348
	13:00									0			0.0	0	1045.0		12,348
	14:00									0			0.0	0	1045.0		12,348
	15:00									0			0.0	0	1045.0		12,348
	16:00									0			0.0	0	1045.0		12,348
	17:00									0			0.0	0	1045.0		12,348
	18:00									0			0.0	0	1045.0		12,348
	19:00									0			0.0	0	1045.0		12,348
	20:00									0			0.0	0	1045.0		12,348
	21:00									0			0.0	0	1045.0		12,348
	22:00									0			0.0	0	1045.0		12,348
	23:00									0			0.0	0	1045.0		12,348
10/19/07	0:00									0			0.0	0	1045.0		12,348
	1:00									0			0.0	0	1045.0		12,348
	2:00									0			0.0	0	1045.0		12,348
	3:00									0			0.0	0	1045.0		12,348
	4:00									0			0.0	0	1045.0		12,348
	5:00									0			0.0	0	1045.0		12,348
	6:00									0			0.0	0	1045.0		12,348
	7:00									0			0.0	0	1045.0		12,348
	8:00									0			0.0	0	1045.0		12,348
	9:00									0			0.0	0	1045.0		12,348
	10:00									0			0.0	0	1045.0		12,348

Flowback by
Supervisor
Operators
Location Phn#

Cardinal Flow Testing
Alan Tayrien
Justin Carmack
979-218-6488

Well Name
Operator
Representative

WGV 22-23-697
Williams Production
Keith Hoffland

							Totals From Below: 0							0 1,045.0		6,907	
Date	Time	Wellhead Data			Separator				Gas Production		Fluid Production			Cumulative Prod		Frac Water	
MM/DD/YYYY	hh/mm	Tubing Press Psig	Casing Press Psig	Choke Size Ins.	Static Press. Psig	Diff. INS. H2O	Temp °F	Gas %	Approx. Flowrate MMCF/D	Cum. Volume MMCF	Cond. Prod. BO	Tank Gauge In H2O	Water Prod. BW	Cond. Prod. BO	Water Prod. BW	Pumped (1) BW	Yet To Recover BW
	11:00									0			0.0	0	1045.0		12,348
	12:00									0			0.0	0	1045.0		12,348
	13:00									0			0.0	0	1045.0		12,348
	14:00									0			0.0	0	1045.0		12,348
	15:00									0			0.0	0	1045.0		12,348
	16:00									0			0.0	0	1045.0		12,348
	17:00									0			0.0	0	1045.0		12,348
	18:00									0			0.0	0	1045.0		12,348
	19:00									0			0.0	0	1045.0		12,348
	20:00									0			0.0	0	1045.0		12,348
	21:00									0			0.0	0	1045.0		12,348
	22:00									0			0.0	0	1045.0		12,348
	23:00									0			0.0	0	1045.0		12,348
10/20/07	0:00									0			0.0	0	1045.0		12,348
	1:00									0			0.0	0	1045.0		12,348
	2:00									0			0.0	0	1045.0		12,348
	3:00									0			0.0	0	1045.0		12,348
	4:00									0			0.0	0	1045.0		12,348
	5:00									0			0.0	0	1045.0		12,348
	6:00									0			0.0	0	1045.0		12,348
	7:00									0			0.0	0	1045.0		12,348
	8:00									0			0.0	0	1045.0		12,348
	9:00									0			0.0	0	1045.0		12,348
	10:00									0			0.0	0	1045.0		12,348
	11:00									0			0.0	0	1045.0		12,348
	12:00									0			0.0	0	1045.0		12,348
	13:00									0			0.0	0	1045.0		12,348
	14:00									0			0.0	0	1045.0		12,348
	15:00									0			0.0	0	1045.0		12,348
	16:00									0			0.0	0	1045.0		12,348
	17:00									0			0.0	0	1045.0		12,348
	18:00									0			0.0	0	1045.0		12,348
	19:00									0			0.0	0	1045.0		12,348
	20:00									0			0.0	0	1045.0		12,348
	21:00									0			0.0	0	1045.0		12,348
	22:00									0			0.0	0	1045.0		12,348
	23:00									0			0.0	0	1045.0		12,348
07/01/07	0:00									0			0.0	0	1045.0		12,348
	1:00									0			0.0	0	1045.0		12,348
	2:00									0			0.0	0	1045.0		12,348
	3:00									0			0.0	0	1045.0		12,348
	4:00									0			0.0	0	1045.0		12,348
	5:00									0			0.0	0	1045.0		12,348
	6:00									0			0.0	0	1045.0		12,348
	7:00									0			0.0	0	1045.0		12,348
	8:00									0			0.0	0	1045.0		12,348
	9:00									0			0.0	0	1045.0		12,348
	10:00									0			0.0	0	1045.0		12,348
	11:00									0			0.0	0	1045.0		12,348
	12:00									0			0.0	0	1045.0		12,348

Flowback by
Supervisor
Operators
Location Phn#

Cardinal Flow Testing
Alan Tayrien
Justin Carmack
979-218-6488

Well Name
Operator
Representative

WGV 22-23-697
Williams Production
Keith Hoffland

Totals From Below:									0		0			1,045.0		6,907	
Date	Time	Wellhead Data			Separator				Gas Production		Fluid Production			Cumulative Prod		Frac Water	
MM/DD/YYYY	hh/mm	Tubing Press Psig	Casing Press Psig	Choke Size Ins.	Static Press. Psig	Diff. INS. H2O	Temp °F	Gas %	Approx. Flowrate MMCF/D	Cum. Volume MMCF	Cond. Prod. BO	Tank Gauge In H2O	Water Prod. BW	Cond. Prod. BO	Water Prod. BW	Pumped (1) BW	Yet To Recover BW
	13:00									0			0.0	0	1045.0		12,348
	14:00									0			0.0	0	1045.0		12,348
	15:00									0			0.0	0	1045.0		12,348
	16:00									0			0.0	0	1045.0		12,348
	17:00									0			0.0	0	1045.0		12,348
	18:00									0			0.0	0	1045.0		12,348
	19:00									0			0.0	0	1045.0		12,348
	20:00									0			0.0	0	1045.0		12,348
	21:00									0			0.0	0	1045.0		12,348
	22:00									0			0.0	0	1045.0		12,348
	23:00									0			0.0	0	1045.0		12,348
07/02/07	0:00									0			0.0	0	1045.0		12,348
	1:00									0			0.0	0	1045.0		12,348
	2:00									0			0.0	0	1045.0		12,348
	3:00									0			0.0	0	1045.0		12,348
	4:00									0			0.0	0	1045.0		12,348
	5:00									0			0.0	0	1045.0		12,348
	6:00									0			0.0	0	1045.0		12,348
	7:00									0			0.0	0	1045.0		12,348
	8:00									0			0.0	0	1045.0		12,348
	9:00									0			0.0	0	1045.0		12,348
	10:00									0			0.0	0	1045.0		12,348
	11:00									0			0.0	0	1045.0		12,348
	12:00									0			0.0	0	1045.0		12,348
	13:00									0			0.0	0	1045.0		12,348
	14:00									0			0.0	0	1045.0		12,348
	15:00									0			0.0	0	1045.0		12,348
	16:00									0			0.0	0	1045.0		12,348
	17:00									0			0.0	0	1045.0		12,348
	18:00									0			0.0	0	1045.0		12,348
	19:00									0			0.0	0	1045.0		12,348
	20:00									0			0.0	0	1045.0		12,348
	21:00									0			0.0	0	1045.0		12,348
	22:00									0			0.0	0	1045.0		12,348
	23:00									0			0.0	0	1045.0		12,348
07/03/07	0:00									0			0.0	0	1045.0		12,348
	1:00									0			0.0	0	1045.0		12,348
	2:00									0			0.0	0	1045.0		12,348
	3:00									0			0.0	0	1045.0		12,348
	4:00									0			0.0	0	1045.0		12,348
	5:00									0			0.0	0	1045.0		12,348
	6:00									0			0.0	0	1045.0		12,348
	7:00									0			0.0	0	1045.0		12,348
	8:00									0			0.0	0	1045.0		12,348
	9:00									0			0.0	0	1045.0		12,348
	10:00									0			0.0	0	1045.0		12,348
	11:00									0			0.0	0	1045.0		12,348
	12:00									0			0.0	0	1045.0		12,348
	13:00									0			0.0	0	1045.0		12,348
	14:00									0			0.0	0	1045.0		12,348

Flowback by
Supervisor
Operators
Location Phn#

Cardinal Flow Testing
Alan Tayrien
Justin Carmack
979-218-6488

Well Name
Operator
Representative

WGV 22-23-697
Williams Production
Keith Hoffland

								Totals From Below: 0						0 1,045.0		6,907	
Date	Time	Wellhead Data			Separator				Gas Production		Fluid Production			Cumulative Prod		Frac Water	
MM/DD/YYYY	hh/mm	Tubing Press Psig	Casing Press Psig	Choke Size Ins.	Static Press. Psig	Diff. INS. H2O	Temp °F	Gas %	Approx. Flowrate MMCF/D	Cum. Volume MMCF	Cond. Prod. BO	Tank Gauge In H2O	Water Prod. BW	Cond. Prod. BO	Water Prod. BW	Pumped (1) BW	Yet To Recover BW
	15:00									0			0.0	0	1045.0		12,348
	16:00									0			0.0	0	1045.0		12,348
	17:00									0			0.0	0	1045.0		12,348
	18:00									0			0.0	0	1045.0		12,348
	19:00									0			0.0	0	1045.0		12,348
	20:00									0			0.0	0	1045.0		12,348
	21:00									0			0.0	0	1045.0		12,348
	22:00									0			0.0	0	1045.0		12,348
	23:00									0			0.0	0	1045.0		12,348
07/04/07	0:00									0			0.0	0	1045.0		12,348
	1:00									0			0.0	0	1045.0		12,348
	2:00									0			0.0	0	1045.0		12,348
	3:00									0			0.0	0	1045.0		12,348
	4:00									0			0.0	0	1045.0		12,348
	5:00									0			0.0	0	1045.0		12,348
	6:00									0			0.0	0	1045.0		12,348
	7:00									0			0.0	0	1045.0		12,348
	8:00									0			0.0	0	1045.0		12,348
	9:00									0			0.0	0	1045.0		12,348
	10:00									0			0.0	0	1045.0		12,348
	11:00									0			0.0	0	1045.0		12,348
	12:00									0			0.0	0	1045.0		12,348
	13:00									0			0.0	0	1045.0		12,348
	14:00									0			0.0	0	1045.0		12,348
	15:00									0			0.0	0	1045.0		12,348
	16:00									0			0.0	0	1045.0		12,348
	17:00									0			0.0	0	1045.0		12,348
	18:00									0			0.0	0	1045.0		12,348
	19:00									0			0.0	0	1045.0		12,348
	20:00									0			0.0	0	1045.0		12,348
	21:00									0			0.0	0	1045.0		12,348
	22:00									0			0.0	0	1045.0		12,348
	23:00									0			0.0	0	1045.0		12,348
	0:00									0			0.0	0	1045.0		12,348
	1:00									0			0.0	0	1045.0		12,348
	2:00									0			0.0	0	1045.0		12,348
	3:00									0			0.0	0	1045.0		12,348
	4:00									0			0.0	0	1045.0		12,348
	5:00									0			0.0	0	1045.0		12,348
	6:00									0			0.0	0	1045.0		12,348
	7:00									0			0.0	0	1045.0		12,348
	8:00									0			0.0	0	1045.0		12,348
	9:00									0			0.0	0	1045.0		12,348
	10:00									0			0.0	0	1045.0		12,348
	11:00									0			0.0	0	1045.0		12,348
	12:00									0			0.0	0	1045.0		12,348
	13:00									0			0.0	0	1045.0		12,348
	14:00									0			0.0	0	1045.0		12,348
	15:00									0			0.0	0	1045.0		12,348
	16:00									0			0.0	0	1045.0		12,348

Flowback by
Supervisor
Operators
Location Phn#

Cardinal Flow Testing
Alan Tayrien
Justin Carmack
979-218-6488

Well Name
Operator
Representative

WGV 22-23-697
Williams Production
Keith Hoffland

Totals From Below:										0				0	1,045.0	6,907	
Date	Time	Wellhead Data			Separator				Gas Production		Fluid Production			Cumulative Prod		Frac Water	
MM/DD/YYYY	hh/mm	Tubing Press Psig	Casing Press Psig	Choke Size Ins.	Static Press. Psig	Diff. INS. H2O	Temp °F	Gas %	Approx. Flowrate MMCF/D	Cum. Volume MMCF	Cond. Prod. BO	Tank Gauge In H2O	Water Prod. BW	Cond. Prod. BO	Water Prod. BW	Pumped (1) BW	Yet To Recover BW
	17:00									0			0.0	0	1045.0		12,348
	18:00									0			0.0	0	1045.0		12,348
	19:00									0			0.0	0	1045.0		12,348
	20:00									0			0.0	0	1045.0		12,348
	21:00									0			0.0	0	1045.0		12,348
	22:00									0			0.0	0	1045.0		12,348
	23:00									0			0.0	0	1045.0		12,348
	0:00									0			0.0	0	1045.0		12,348
	1:00									0			0.0	0	1045.0		12,348
	2:00									0			0.0	0	1045.0		12,348
	3:00									0			0.0	0	1045.0		12,348
	4:00									0			0.0	0	1045.0		12,348
	5:00									0			0.0	0	1045.0		12,348
	6:00									0			0.0	0	1045.0		12,348
	7:00									0			0.0	0	1045.0		12,348
	8:00									0			0.0	0	1045.0		12,348
	9:00									0			0.0	0	1045.0		12,348
	10:00									0			0.0	0	1045.0		12,348
	11:00									0			0.0	0	1045.0		12,348
	12:00									0			0.0	0	1045.0		12,348
	13:00									0			0.0	0	1045.0		12,348
	14:00									0			0.0	0	1045.0		12,348
	15:00									0			0.0	0	1045.0		12,348
	16:00									0			0.0	0	1045.0		12,348
	17:00									0			0.0	0	1045.0		12,348
	18:00									0			0.0	0	1045.0		12,348
	19:00									0			0.0	0	1045.0		12,348
	20:00									0			0.0	0	1045.0		12,348
	21:00									0			0.0	0	1045.0		12,348
	22:00									0			0.0	0	1045.0		12,348
	23:00									0			0.0	0	1045.0		12,348
	0:00									0			0.0	0	1045.0		12,348
	1:00									0			0.0	0	1045.0		12,348
	2:00									0			0.0	0	1045.0		12,348
	3:00									0			0.0	0	1045.0		12,348
	4:00									0			0.0	0	1045.0		12,348
	5:00									0			0.0	0	1045.0		12,348
	6:00									0			0.0	0	1045.0		12,348
	7:00									0			0.0	0	1045.0		12,348
	8:00									0			0.0	0	1045.0		12,348
	9:00									0			0.0	0	1045.0		12,348
	10:00									0			0.0	0	1045.0		12,348
	11:00									0			0.0	0	1045.0		12,348
	12:00									0			0.0	0	1045.0		12,348
	13:00									0			0.0	0	1045.0		12,348
	14:00									0			0.0	0	1045.0		12,348
	15:00									0			0.0	0	1045.0		12,348
	16:00									0			0.0	0	1045.0		12,348
	17:00									0			0.0	0	1045.0		12,348
	18:00									0			0.0	0	1045.0		12,348

Flowback by
Supervisor
Operators
Location Phn#

Cardinal Flow Testing
Alan Tayrien
Justin Carmack
979-218-6488

Well Name
Operator
Representative

WGV 22-23-697
Williams Production
Keith Hoffland

									Totals From Below: 0					0 1,045.0		6,907	
Date	Time	Wellhead Data			Separator				Gas Production		Fluid Production			Cumulative Prod		Frac Water	
MM/DD/YYYY	hh/mm	Tubing Press Psig	Casing Press Psig	Choke Size Ins.	Static Press. Psig	Diff. INS. H2O	Temp °F	Gas %	Approx. Flowrate MMCF/D	Cum. Volume MMCF	Cond. Prod. BO	Tank Gauge In H2O	Water Prod. BW	Cond. Prod. BO	Water Prod. BW	Pumped (1) BW	Yet To Recover BW
	19:00									0			0.0	0	1045.0		12,348
	20:00									0			0.0	0	1045.0		12,348
	21:00									0			0.0	0	1045.0		12,348
	22:00									0			0.0	0	1045.0		12,348
	23:00									0			0.0	0	1045.0		12,348
	0:00									0			0.0	0	1045.0		12,348
	1:00									0			0.0	0	1045.0		12,348
	2:00									0			0.0	0	1045.0		12,348
	3:00									0			0.0	0	1045.0		12,348
	4:00									0			0.0	0	1045.0		12,348
	5:00									0			0.0	0	1045.0		12,348
	6:00									0			0.0	0	1045.0		12,348
	7:00									0			0.0	0	1045.0		12,348
	8:00									0			0.0	0	1045.0		12,348
	9:00									0			0.0	0	1045.0		12,348
	10:00									0			0.0	0	1045.0		12,348
	11:00									0			0.0	0	1045.0		12,348
	12:00									0			0.0	0	1045.0		12,348
	13:00									0			0.0	0	1045.0		12,348
	14:00									0			0.0	0	1045.0		12,348
	15:00									0			0.0	0	1045.0		12,348
	16:00									0			0.0	0	1045.0		12,348
	17:00									0			0.0	0	1045.0		12,348
	18:00									0			0.0	0	1045.0		12,348
	19:00									0			0.0	0	1045.0		12,348
	20:00									0			0.0	0	1045.0		12,348
	21:00									0			0.0	0	1045.0		12,348
	22:00									0			0.0	0	1045.0		12,348
	23:00									0			0.0	0	1045.0		12,348
	0:00									0			0.0	0	1045.0		12,348
	1:00									0			0.0	0	1045.0		12,348
	2:00									0			0.0	0	1045.0		12,348
	3:00									0			0.0	0	1045.0		12,348
	4:00									0			0.0	0	1045.0		12,348
	5:00									0			0.0	0	1045.0		12,348
	6:00									0			0.0	0	1045.0		12,348
	7:00									0			0.0	0	1045.0		12,348
	8:00									0			0.0	0	1045.0		12,348
	9:00									0			0.0	0	1045.0		12,348
	10:00									0			0.0	0	1045.0		12,348
	11:00									0			0.0	0	1045.0		12,348
	12:00									0			0.0	0	1045.0		12,348
	13:00									0			0.0	0	1045.0		12,348
	14:00									0			0.0	0	1045.0		12,348
	15:00									0			0.0	0	1045.0		12,348
	16:00									0			0.0	0	1045.0		12,348
	17:00									0			0.0	0	1045.0		12,348
	18:00									0			0.0	0	1045.0		12,348
	19:00									0			0.0	0	1045.0		12,348
	20:00									0			0.0	0	1045.0		12,348

Flowback by
Supervisor
Operators
Location Phn#

Cardinal Flow Testing
Alan Tayrien
Justin Carmack
979-218-6488

Well Name
Operator
Representative

WGV 22-23-697
Williams Production
Keith Hoffland

							Totals From Below: 0							0	1,045.0	6,907	
Date	Time	Wellhead Data			Separator				Gas Production		Fluid Production			Cumulative Prod		Frac Water	
MM/DD/YYYY	hh/mm	Tubing Press Psig	Casing Press Psig	Choke Size Ins.	Static Press. Psig	Diff. INS. H2O	Temp °F	Gas %	Approx. Flowrate MMCF/D	Cum. Volume MMCF	Cond. Prod. BO	Tank Gauge In H2O	Water Prod. BW	Cond. Prod. BO	Water Prod. BW	Pumped (1) BW	Yet To Recover BW
	21:00									0			0.0	0	1045.0		12,348
	22:00									0			0.0	0	1045.0		12,348
	23:00									0			0.0	0	1045.0		12,348
	0:00									0			0.0	0	1045.0		12,348
	1:00									0			0.0	0	1045.0		12,348
	2:00									0			0.0	0	1045.0		12,348
	3:00									0			0.0	0	1045.0		12,348
	4:00									0			0.0	0	1045.0		12,348
	5:00									0			0.0	0	1045.0		12,348
	6:00									0			0.0	0	1045.0		12,348
	7:00									0			0.0	0	1045.0		12,348
	8:00									0			0.0	0	1045.0		12,348
	9:00									0			0.0	0	1045.0		12,348
	10:00									0			0.0	0	1045.0		12,348
	11:00									0			0.0	0	1045.0		12,348
	12:00									0			0.0	0	1045.0		12,348
	13:00									0			0.0	0	1045.0		12,348
	14:00									0			0.0	0	1045.0		12,348
	15:00									0			0.0	0	1045.0		12,348
	16:00									0			0.0	0	1045.0		12,348
	17:00									0			0.0	0	1045.0		12,348
	18:00									0			0.0	0	1045.0		12,348
	19:00									0			0.0	0	1045.0		12,348
	20:00									0			0.0	0	1045.0		12,348
	21:00									0			0.0	0	1045.0		12,348
	22:00									0			0.0	0	1045.0		12,348
	23:00									0			0.0	0	1045.0		12,348
	0:00									0			0.0	0	1045.0		12,348
	1:00									0			0.0	0	1045.0		12,348
	2:00									0			0.0	0	1045.0		12,348
	3:00									0			0.0	0	1045.0		12,348
	4:00									0			0.0	0	1045.0		12,348
	5:00									0			0.0	0	1045.0		12,348
	6:00									0			0.0	0	1045.0		12,348
	7:00									0			0.0	0	1045.0		12,348
	8:00									0			0.0	0	1045.0		12,348
	9:00									0			0.0	0	1045.0		12,348
	10:00									0			0.0	0	1045.0		12,348
	11:00									0			0.0	0	1045.0		12,348
	12:00									0			0.0	0	1045.0		12,348
	13:00									0			0.0	0	1045.0		12,348
	14:00									0			0.0	0	1045.0		12,348
	15:00									0			0.0	0	1045.0		12,348
	16:00									0			0.0	0	1045.0		12,348
	17:00									0			0.0	0	1045.0		12,348
	18:00									0			0.0	0	1045.0		12,348
	19:00									0			0.0	0	1045.0		12,348
	20:00									0			0.0	0	1045.0		12,348
	21:00									0			0.0	0	1045.0		12,348
	22:00									0			0.0	0	1045.0		12,348

Flowback by
Supervisor
Operators
Location Phn#

Cardinal Flow Testing
Alan Tayrien
Justin Carmack
979-218-6488

Well Name
Operator
Representative

WGV 22-23-697
Williams Production
Keith Hoffland

								Totals From Below: 0						0 1,045.0		6,907	
Date	Time	Wellhead Data			Separator				Gas Production		Fluid Production			Cumulative Prod		Frac Water	
MM/DD/YYYY	hh/mm	Tubing Press Psig	Casing Press Psig	Choke Size Ins.	Static Press. Psig	Diff. INS. H2O	Temp °F	Gas %	Approx. Flowrate MMCF/D	Cum. Volume MMCF	Cond. Prod. BO	Tank Gauge In H2O	Water Prod. BW	Cond. Prod. BO	Water Prod. BW	Pumped (1) BW	Yet To Recover BW
	23:00									0			0.0	0	1045.0		12,348
	0:00									0			0.0	0	1045.0		12,348
	1:00									0			0.0	0	1045.0		12,348
	2:00									0			0.0	0	1045.0		12,348
	3:00									0			0.0	0	1045.0		12,348
	4:00									0			0.0	0	1045.0		12,348
	5:00									0			0.0	0	1045.0		12,348
	6:00									0			0.0	0	1045.0		12,348
	7:00									0			0.0	0	1045.0		12,348
	8:00									0			0.0	0	1045.0		12,348
	9:00									0			0.0	0	1045.0		12,348
	10:00									0			0.0	0	1045.0		12,348
	11:00									0			0.0	0	1045.0		12,348
	12:00									0			0.0	0	1045.0		12,348
	13:00									0			0.0	0	1045.0		12,348
	14:00									0			0.0	0	1045.0		12,348
	15:00									0			0.0	0	1045.0		12,348
	16:00									0			0.0	0	1045.0		12,348
	17:00									0			0.0	0	1045.0		12,348
	18:00									0			0.0	0	1045.0		12,348
	19:00									0			0.0	0	1045.0		12,348
	20:00									0			0.0	0	1045.0		12,348
	21:00									0			0.0	0	1045.0		12,348
	22:00									0			0.0	0	1045.0		12,348
	23:00									0			0.0	0	1045.0		12,348
	0:00									0			0.0	0	1045.0		12,348
	1:00									0			0.0	0	1045.0		12,348
	2:00									0			0.0	0	1045.0		12,348
	3:00									0			0.0	0	1045.0		12,348
	4:00									0			0.0	0	1045.0		12,348
	5:00									0			0.0	0	1045.0		12,348
	6:00									0			0.0	0	1045.0		12,348
	7:00									0			0.0	0	1045.0		12,348
	8:00									0			0.0	0	1045.0		12,348
	9:00									0			0.0	0	1045.0		12,348
	10:00									0			0.0	0	1045.0		12,348
	11:00									0			0.0	0	1045.0		12,348
	12:00									0			0.0	0	1045.0		12,348
	13:00									0			0.0	0	1045.0		12,348
	14:00									0			0.0	0	1045.0		12,348
	15:00									0			0.0	0	1045.0		12,348
	16:00									0			0.0	0	1045.0		12,348
	17:00									0			0.0	0	1045.0		12,348
	18:00									0			0.0	0	1045.0		12,348
	19:00									0			0.0	0	1045.0		12,348
	20:00									0			0.0	0	1045.0		12,348
	21:00									0			0.0	0	1045.0		12,348
	22:00									0			0.0	0	1045.0		12,348
	23:00									0			0.0	0	1045.0		12,348
	0:00									0			0.0	0	1045.0		12,348

Flowback by
Supervisor
Operators
Location Phn#

Cardinal Flow Testing
Alan Tayrien
Justin Carmack
979-218-6488

Well Name
Operator
Representative

WGV 22-23-697
Williams Production
Keith Hoffland

								Totals From Below: 0						0 1,045.0		6,907	
Date	Time	Wellhead Data			Separator				Gas Production		Fluid Production			Cumulative Prod		Frac Water	
MM/DD/YYYY	hh/mm	Tubing Press Psig	Casing Press Psig	Choke Size Ins.	Static Press. Psig	Diff. INS. H2O	Temp °F	Gas %	Approx. Flowrate MMCF/D	Cum. Volume MMCF	Cond. Prod. BO	Tank Gauge In H2O	Water Prod. BW	Cond. Prod. BO	Water Prod. BW	Pumped (1) BW	Yet To Recover BW
	1:00									0			0.0	0	1045.0		12,348
	2:00									0			0.0	0	1045.0		12,348
	3:00									0			0.0	0	1045.0		12,348
	4:00									0			0.0	0	1045.0		12,348
	5:00									0			0.0	0	1045.0		12,348
	6:00									0			0.0	0	1045.0		12,348
	7:00									0			0.0	0	1045.0		12,348
	8:00									0			0.0	0	1045.0		12,348
	9:00									0			0.0	0	1045.0		12,348
	10:00									0			0.0	0	1045.0		12,348
	11:00									0			0.0	0	1045.0		12,348
	12:00									0			0.0	0	1045.0		12,348
	13:00									0			0.0	0	1045.0		12,348
	14:00									0			0.0	0	1045.0		12,348
	15:00									0			0.0	0	1045.0		12,348
	16:00									0			0.0	0	1045.0		12,348
	17:00									0			0.0	0	1045.0		12,348
	18:00									0			0.0	0	1045.0		12,348
	19:00									0			0.0	0	1045.0		12,348
	20:00									0			0.0	0	1045.0		12,348
	21:00									0			0.0	0	1045.0		12,348
	22:00									0			0.0	0	1045.0		12,348
	23:00									0			0.0	0	1045.0		12,348
	0:00									0			0.0	0	1045.0		12,348
	1:00									0			0.0	0	1045.0		12,348
	2:00									0			0.0	0	1045.0		12,348
	3:00									0			0.0	0	1045.0		12,348
	4:00									0			0.0	0	1045.0		12,348
	5:00									0			0.0	0	1045.0		12,348
	6:00									0			0.0	0	1045.0		12,348
	7:00									0			0.0	0	1045.0		12,348
	8:00									0			0.0	0	1045.0		12,348
	9:00									0			0.0	0	1045.0		12,348
	10:00									0			0.0	0	1045.0		12,348
	11:00									0			0.0	0	1045.0		12,348
	12:00									0			0.0	0	1045.0		12,348
	13:00									0			0.0	0	1045.0		12,348
	14:00									0			0.0	0	1045.0		12,348
	15:00									0			0.0	0	1045.0		12,348
	16:00									0			0.0	0	1045.0		12,348
	17:00									0			0.0	0	1045.0		12,348
	18:00									0			0.0	0	1045.0		12,348
	19:00									0			0.0	0	1045.0		12,348
	20:00									0			0.0	0	1045.0		12,348
	21:00									0			0.0	0	1045.0		12,348
	22:00									0			0.0	0	1045.0		12,348
	23:00									0			0.0	0	1045.0		12,348

Flowback by
Supervisor
Operators
Location Phn#

Cardinal Flow Testing
Alan Tayrien
Justin Carmack
979-218-6488

Well Name
Operator
Representative

WGV 22-23-697
Williams Production
Keith Hoffland

								Totals From Below: 0						0 1,635.0		6,599	
Date	Time	Wellhead Data			Separator				Gas Production		Fluid Production			Cumulative Prod		Frac Water	
MM/DD/YYYY	hh/mm	Tubing Press Psig	Casing Press Psig	Choke Size Ins.	Static Press. Psig	Diff. INS. H2O	Temp °F	Gas %	Approx. Flowrate MMCF/D	Cum. Volume MMCF	Cond. Prod. BO	Tank Gauge In H2O	Water Prod. BW	Cond. Prod. BO	Water Prod. BW	Pumped (1) BW	Yet To Recover BW
10/15/07	7:00									0			0.0	0	0.0		0
	8:00									0			0.0	0	0.0		0
	9:00									0			0.0	0	0.0		0
	10:00									0			0.0	0	0.0		0
	11:00									0			0.0	0	0.0		0
	12:00									0			0.0	0	0.0		0
	13:00									0			0.0	0	0.0		0
	14:00									0			0.0	0	0.0		0
	15:00									0			0.0	0	0.0		0
	16:00									0			0.0	0	0.0	6,486	6,486
	17:00		250	48						0			75.0	0	75.0		6,411
	18:00		225	48						0			150.0	0	225.0		6,261
	19:00		175	48						0			100.0	0	325.0		6,161
	20:00		150	48						0			80.0	0	405.0		6,081
	21:00		150	48						0			80.0	0	485.0		6,001
	22:00		125	48						0			70.0	0	555.0		5,931
	23:00		100	48						0			60.0	0	615.0		5,871
10/16/07	0:00		100	48						0			60.0	0	675.0		5,811
	1:00		100	48						0			60.0	0	735.0		5,751
	2:00		75	48						0			50.0	0	785.0		5,701
	3:00		75	48						0			50.0	0	835.0		5,651
	4:00		50	48						0			50.0	0	885.0		5,601
	5:00		50	48						0			40.0	0	925.0		5,561
	6:00		50	48						0			40.0	0	965.0		5,521
	7:00									0			0.0	0	965.0		5,521
	8:00									0			0.0	0	965.0		5,521
	9:35									0			0.0	0	965.0		5,521
	10:00									0			0.0	0	965.0		5,521
	11:00									0			0.0	0	965.0		5,521
	12:00									0			0.0	0	965.0		5,521
	13:00									0			0.0	0	965.0		5,521
	14:00									0			0.0	0	965.0	6,599	12,120
	15:00		150	48						0			0.0	0	965.0		12,120
	16:00		50	48						0			50.0	0	1015.0		12,070
	17:00		25	48						0			30.0	0	1045.0		12,040
	18:00		0	48						0			0.0	0	1045.0		12,040
	19:00		0	48						0			0.0	0	1045.0		12,040
	20:00		0	48						0			0.0	0	1045.0		12,040
	21:35		0	48						0			0.0	0	1045.0		12,040
	22:00		0	48						0			0.0	0	1045.0		12,040
	23:00		0	48						0			0.0	0	1045.0		12,040
10/17/07	0:00		0	48						0			0.0	0	1045.0		12,040
	1:00		0	48						0			0.0	0	1045.0		12,040
	2:00		0	48						0			0.0	0	1045.0		12,040
	3:00		0	48						0			0.0	0	1045.0		12,040
	4:00		0	48						0			0.0	0	1045.0		12,040
	5:00		0	48						0			0.0	0	1045.0		12,040
	6:00		0	48						0			0.0	0	1045.0		12,040
	7:00									0			0.0	0	1045.0		12,040
	8:00									0			0.0	0	1045.0		12,040

Flowback by
Supervisor
Operators
Location Phn#

Cardinal Flow Testing
Alan Tayrien
Justin Carmack
979-218-6488

Well Name
Operator
Representative

WGV 22-23-697
Williams Production
Keith Hoffland

							Totals From Below: 0							0 1,635.0		6,599	
Date	Time	Wellhead Data			Separator				Gas Production		Fluid Production			Cumulative Prod		Frac Water	
MM/DD/YYYY	hh/mm	Tubing Press Psig	Casing Press Psig	Choke Size Ins.	Static Press. Psig	Diff. INS. H2O	Temp °F	Gas %	Approx. Flowrate MMCF/D	Cum. Volume MMCF	Cond. Prod. BO	Tank Gauge In H2O	Water Prod. BW	Cond. Prod. BO	Water Prod. BW	Pumped (1) BW	Yet To Recover BW
	9:00									0			0.0	0	1045.0		12,040
	10:00									0			0.0	0	1045.0		12,040
	11:00									0			0.0	0	1045.0		12,040
	12:00									0			0.0	0	1045.0		12,040
	13:00									0			0.0	0	1045.0		12,040
	14:00									0			0.0	0	1045.0		12,040
	15:00									0			0.0	0	1045.0		12,040
	16:00									0			0.0	0	1045.0		12,040
	17:00									0			0.0	0	1045.0	4,676	16,716
	18:00		300	32						0			0.0	0	1045.0		16,716
	19:00		300	32						0			20.0	0	1065.0		16,696
	20:00		400	32						0			50.0	0	1115.0		16,646
	21:00		300	32						0			30.0	0	1145.0		16,616
	22:00		400	32						0			40.0	0	1185.0		16,576
	23:00		550	24						0			40.0	0	1225.0		16,536
10/18/07	0:00		650	24						0			60.0	0	1285.0		16,476
	1:00		650	24						0			60.0	0	1345.0		16,416
	2:00		625	24						0			60.0	0	1405.0		16,356
	3:00		600	24						0			60.0	0	1465.0		16,296
	4:00		600	24						0			60.0	0	1525.0		16,236
	5:00		600	24						0			50.0	0	1575.0		16,186
	6:00		600	24						0			60.0	0	1635.0		16,126
	7:00									0			0.0	0	1635.0		16,126
	8:00									0			0.0	0	1635.0		16,126
	9:00									0			0.0	0	1635.0		16,126
	10:00									0			0.0	0	1635.0		16,126
	11:00									0			0.0	0	1635.0		16,126
	12:00									0			0.0	0	1635.0		16,126
	13:00									0			0.0	0	1635.0		16,126
	14:00									0			0.0	0	1635.0		16,126
	15:00									0			0.0	0	1635.0		16,126
	16:00									0			0.0	0	1635.0		16,126
	17:00									0			0.0	0	1635.0		16,126
	18:00									0			0.0	0	1635.0		16,126
	19:00									0			0.0	0	1635.0		16,126
	20:00									0			0.0	0	1635.0		16,126
	21:00									0			0.0	0	1635.0		16,126
	22:00									0			0.0	0	1635.0		16,126
	23:00									0			0.0	0	1635.0		16,126
10/19/07	0:00									0			0.0	0	1635.0		16,126
	1:00									0			0.0	0	1635.0		16,126
	2:00									0			0.0	0	1635.0		16,126
	3:00									0			0.0	0	1635.0		16,126
	4:00									0			0.0	0	1635.0		16,126
	5:00									0			0.0	0	1635.0		16,126
	6:00									0			0.0	0	1635.0		16,126
	7:00									0			0.0	0	1635.0		16,126
	8:00									0			0.0	0	1635.0		16,126
	9:00									0			0.0	0	1635.0		16,126
	10:00									0			0.0	0	1635.0		16,126

Flowback by
Supervisor
Operators
Location Phn#

Cardinal Flow Testing
Alan Tayrien
Justin Carmack
979-218-6488

Well Name
Operator
Representative

WGV 22-23-697
Williams Production
Keith Hoffland

							Totals From Below: 0							0 1,635.0		6,599	
Date	Time	Wellhead Data			Separator				Gas Production		Fluid Production			Cumulative Prod		Frac Water	
MM/DD/YYYY	hh/mm	Tubing Press Psig	Casing Press Psig	Choke Size Ins.	Static Press. Psig	Diff. INS. H2O	Temp °F	Gas %	Approx. Flowrate MMCF/D	Cum. Volume MMCF	Cond. Prod. BO	Tank Gauge In H2O	Water Prod. BW	Cond. Prod. BO	Water Prod. BW	Pumped (1) BW	Yet To Recover BW
	11:00									0			0.0	0	1635.0		16,126
	12:00									0			0.0	0	1635.0		16,126
	13:00									0			0.0	0	1635.0		16,126
	14:00									0			0.0	0	1635.0		16,126
	15:00									0			0.0	0	1635.0		16,126
	16:00									0			0.0	0	1635.0		16,126
	17:00									0			0.0	0	1635.0		16,126
	18:00									0			0.0	0	1635.0		16,126
	19:00									0			0.0	0	1635.0		16,126
	20:00									0			0.0	0	1635.0		16,126
	21:00									0			0.0	0	1635.0		16,126
	22:00									0			0.0	0	1635.0		16,126
	23:00									0			0.0	0	1635.0		16,126
10/20/07	0:00									0			0.0	0	1635.0		16,126
	1:00									0			0.0	0	1635.0		16,126
	2:00									0			0.0	0	1635.0		16,126
	3:00									0			0.0	0	1635.0		16,126
	4:00									0			0.0	0	1635.0		16,126
	5:00									0			0.0	0	1635.0		16,126
	6:00									0			0.0	0	1635.0		16,126
	7:00									0			0.0	0	1635.0		16,126
	8:00									0			0.0	0	1635.0		16,126
	9:00									0			0.0	0	1635.0		16,126
	10:00									0			0.0	0	1635.0		16,126
	11:00									0			0.0	0	1635.0		16,126
	12:00									0			0.0	0	1635.0		16,126
	13:00									0			0.0	0	1635.0		16,126
	14:00									0			0.0	0	1635.0		16,126
	15:00									0			0.0	0	1635.0		16,126
	16:00									0			0.0	0	1635.0		16,126
	17:00									0			0.0	0	1635.0		16,126
	18:00									0			0.0	0	1635.0		16,126
	19:00									0			0.0	0	1635.0		16,126
	20:00									0			0.0	0	1635.0		16,126
	21:00									0			0.0	0	1635.0		16,126
	22:00									0			0.0	0	1635.0		16,126
	23:00									0			0.0	0	1635.0		16,126
07/01/07	0:00									0			0.0	0	1635.0		16,126
	1:00									0			0.0	0	1635.0		16,126
	2:00									0			0.0	0	1635.0		16,126
	3:00									0			0.0	0	1635.0		16,126
	4:00									0			0.0	0	1635.0		16,126
	5:00									0			0.0	0	1635.0		16,126
	6:00									0			0.0	0	1635.0		16,126
	7:00									0			0.0	0	1635.0		16,126
	8:00									0			0.0	0	1635.0		16,126
	9:00									0			0.0	0	1635.0		16,126
	10:00									0			0.0	0	1635.0		16,126
	11:00									0			0.0	0	1635.0		16,126
	12:00									0			0.0	0	1635.0		16,126

Flowback by
Supervisor
Operators
Location Phn#

Cardinal Flow Testing
Alan Tayrien
Justin Carmack
979-218-6488

Well Name
Operator
Representative

WGV 22-23-697
Williams Production
Keith Hoffland

							Totals From Below: 0							0 1,635.0		6,599	
Date	Time	Wellhead Data			Separator				Gas Production		Fluid Production			Cumulative Prod		Frac Water	
MM/DD/YYYY	hh/mm	Tubing Press Psig	Casing Press Psig	Choke Size Ins.	Static Press. Psig	Diff. INS. H2O	Temp °F	Gas %	Approx. Flowrate MMCF/D	Cum. Volume MMCF	Cond. Prod. BO	Tank Gauge In H2O	Water Prod. BW	Cond. Prod. BO	Water Prod. BW	Pumped (1) BW	Yet To Recover BW
	13:00									0			0.0	0	1635.0		16,126
	14:00									0			0.0	0	1635.0		16,126
	15:00									0			0.0	0	1635.0		16,126
	16:00									0			0.0	0	1635.0		16,126
	17:00									0			0.0	0	1635.0		16,126
	18:00									0			0.0	0	1635.0		16,126
	19:00									0			0.0	0	1635.0		16,126
	20:00									0			0.0	0	1635.0		16,126
	21:00									0			0.0	0	1635.0		16,126
	22:00									0			0.0	0	1635.0		16,126
	23:00									0			0.0	0	1635.0		16,126
07/02/07	0:00									0			0.0	0	1635.0		16,126
	1:00									0			0.0	0	1635.0		16,126
	2:00									0			0.0	0	1635.0		16,126
	3:00									0			0.0	0	1635.0		16,126
	4:00									0			0.0	0	1635.0		16,126
	5:00									0			0.0	0	1635.0		16,126
	6:00									0			0.0	0	1635.0		16,126
	7:00									0			0.0	0	1635.0		16,126
	8:00									0			0.0	0	1635.0		16,126
	9:00									0			0.0	0	1635.0		16,126
	10:00									0			0.0	0	1635.0		16,126
	11:00									0			0.0	0	1635.0		16,126
	12:00									0			0.0	0	1635.0		16,126
	13:00									0			0.0	0	1635.0		16,126
	14:00									0			0.0	0	1635.0		16,126
	15:00									0			0.0	0	1635.0		16,126
	16:00									0			0.0	0	1635.0		16,126
	17:00									0			0.0	0	1635.0		16,126
	18:00									0			0.0	0	1635.0		16,126
	19:00									0			0.0	0	1635.0		16,126
	20:00									0			0.0	0	1635.0		16,126
	21:00									0			0.0	0	1635.0		16,126
	22:00									0			0.0	0	1635.0		16,126
	23:00									0			0.0	0	1635.0		16,126
07/03/07	0:00									0			0.0	0	1635.0		16,126
	1:00									0			0.0	0	1635.0		16,126
	2:00									0			0.0	0	1635.0		16,126
	3:00									0			0.0	0	1635.0		16,126
	4:00									0			0.0	0	1635.0		16,126
	5:00									0			0.0	0	1635.0		16,126
	6:00									0			0.0	0	1635.0		16,126
	7:00									0			0.0	0	1635.0		16,126
	8:00									0			0.0	0	1635.0		16,126
	9:00									0			0.0	0	1635.0		16,126
	10:00									0			0.0	0	1635.0		16,126
	11:00									0			0.0	0	1635.0		16,126
	12:00									0			0.0	0	1635.0		16,126
	13:00									0			0.0	0	1635.0		16,126
	14:00									0			0.0	0	1635.0		16,126

Flowback by
Supervisor
Operators
Location Phn#

Cardinal Flow Testing
Alan Tayrien
Justin Carmack
979-218-6488

Well Name
Operator
Representative

WGV 22-23-697
Williams Production
Keith Hoffland

							Totals From Below: 0							0 1,635.0		6,599	
Date	Time	Wellhead Data			Separator				Gas Production		Fluid Production			Cumulative Prod		Frac Water	
MM/DD/YYYY	hh/mm	Tubing Press Psig	Casing Press Psig	Choke Size Ins.	Static Press. Psig	Diff. INS. H2O	Temp °F	Gas %	Approx. Flowrate MMCF/D	Cum. Volume MMCF	Cond. Prod. BO	Tank Gauge In H2O	Water Prod. BW	Cond. Prod. BO	Water Prod. BW	Pumped (1) BW	Yet To Recover BW
	15:00									0			0.0	0	1635.0		16,126
	16:00									0			0.0	0	1635.0		16,126
	17:00									0			0.0	0	1635.0		16,126
	18:00									0			0.0	0	1635.0		16,126
	19:00									0			0.0	0	1635.0		16,126
	20:00									0			0.0	0	1635.0		16,126
	21:00									0			0.0	0	1635.0		16,126
	22:00									0			0.0	0	1635.0		16,126
	23:00									0			0.0	0	1635.0		16,126
07/04/07	0:00									0			0.0	0	1635.0		16,126
	1:00									0			0.0	0	1635.0		16,126
	2:00									0			0.0	0	1635.0		16,126
	3:00									0			0.0	0	1635.0		16,126
	4:00									0			0.0	0	1635.0		16,126
	5:00									0			0.0	0	1635.0		16,126
	6:00									0			0.0	0	1635.0		16,126
	7:00									0			0.0	0	1635.0		16,126
	8:00									0			0.0	0	1635.0		16,126
	9:00									0			0.0	0	1635.0		16,126
	10:00									0			0.0	0	1635.0		16,126
	11:00									0			0.0	0	1635.0		16,126
	12:00									0			0.0	0	1635.0		16,126
	13:00									0			0.0	0	1635.0		16,126
	14:00									0			0.0	0	1635.0		16,126
	15:00									0			0.0	0	1635.0		16,126
	16:00									0			0.0	0	1635.0		16,126
	17:00									0			0.0	0	1635.0		16,126
	18:00									0			0.0	0	1635.0		16,126
	19:00									0			0.0	0	1635.0		16,126
	20:00									0			0.0	0	1635.0		16,126
	21:00									0			0.0	0	1635.0		16,126
	22:00									0			0.0	0	1635.0		16,126
	23:00									0			0.0	0	1635.0		16,126
	0:00									0			0.0	0	1635.0		16,126
	1:00									0			0.0	0	1635.0		16,126
	2:00									0			0.0	0	1635.0		16,126
	3:00									0			0.0	0	1635.0		16,126
	4:00									0			0.0	0	1635.0		16,126
	5:00									0			0.0	0	1635.0		16,126
	6:00									0			0.0	0	1635.0		16,126
	7:00									0			0.0	0	1635.0		16,126
	8:00									0			0.0	0	1635.0		16,126
	9:00									0			0.0	0	1635.0		16,126
	10:00									0			0.0	0	1635.0		16,126
	11:00									0			0.0	0	1635.0		16,126
	12:00									0			0.0	0	1635.0		16,126
	13:00									0			0.0	0	1635.0		16,126
	14:00									0			0.0	0	1635.0		16,126
	15:00									0			0.0	0	1635.0		16,126
	16:00									0			0.0	0	1635.0		16,126

Flowback by
Supervisor
Operators
Location Phn#

Cardinal Flow Testing
Alan Tayrien
Justin Carmack
979-218-6488

Well Name
Operator
Representative

WGV 22-23-697
Williams Production
Keith Hoffland

Totals From Below: 0																	
		0			1,635.0			6,599									
Date	Time	Wellhead Data			Separator			Gas Production			Fluid Production			Cumulative Prod		Frac Water	
MM/DD/YYYY	hh/mm	Tubing Press Psig	Casing Press Psig	Choke Size Ins.	Static Press. Psig	Diff. INS. H2O	Temp °F	Gas %	Approx. Flowrate MMCF/D	Cum. Volume MMCF	Cond. Prod. BO	Tank Gauge In H2O	Water Prod. BW	Cond. Prod. BO	Water Prod. BW	Pumped (1) BW	Yet To Recover BW
	17:00									0			0.0	0	1635.0		16,126
	18:00									0			0.0	0	1635.0		16,126
	19:00									0			0.0	0	1635.0		16,126
	20:00									0			0.0	0	1635.0		16,126
	21:00									0			0.0	0	1635.0		16,126
	22:00									0			0.0	0	1635.0		16,126
	23:00									0			0.0	0	1635.0		16,126
	0:00									0			0.0	0	1635.0		16,126
	1:00									0			0.0	0	1635.0		16,126
	2:00									0			0.0	0	1635.0		16,126
	3:00									0			0.0	0	1635.0		16,126
	4:00									0			0.0	0	1635.0		16,126
	5:00									0			0.0	0	1635.0		16,126
	6:00									0			0.0	0	1635.0		16,126
	7:00									0			0.0	0	1635.0		16,126
	8:00									0			0.0	0	1635.0		16,126
	9:00									0			0.0	0	1635.0		16,126
	10:00									0			0.0	0	1635.0		16,126
	11:00									0			0.0	0	1635.0		16,126
	12:00									0			0.0	0	1635.0		16,126
	13:00									0			0.0	0	1635.0		16,126
	14:00									0			0.0	0	1635.0		16,126
	15:00									0			0.0	0	1635.0		16,126
	16:00									0			0.0	0	1635.0		16,126
	17:00									0			0.0	0	1635.0		16,126
	18:00									0			0.0	0	1635.0		16,126
	19:00									0			0.0	0	1635.0		16,126
	20:00									0			0.0	0	1635.0		16,126
	21:00									0			0.0	0	1635.0		16,126
	22:00									0			0.0	0	1635.0		16,126
	23:00									0			0.0	0	1635.0		16,126
	0:00									0			0.0	0	1635.0		16,126
	1:00									0			0.0	0	1635.0		16,126
	2:00									0			0.0	0	1635.0		16,126
	3:00									0			0.0	0	1635.0		16,126
	4:00									0			0.0	0	1635.0		16,126
	5:00									0			0.0	0	1635.0		16,126
	6:00									0			0.0	0	1635.0		16,126
	7:00									0			0.0	0	1635.0		16,126
	8:00									0			0.0	0	1635.0		16,126
	9:00									0			0.0	0	1635.0		16,126
	10:00									0			0.0	0	1635.0		16,126
	11:00									0			0.0	0	1635.0		16,126
	12:00									0			0.0	0	1635.0		16,126
	13:00									0			0.0	0	1635.0		16,126
	14:00									0			0.0	0	1635.0		16,126
	15:00									0			0.0	0	1635.0		16,126
	16:00									0			0.0	0	1635.0		16,126
	17:00									0			0.0	0	1635.0		16,126
	18:00									0			0.0	0	1635.0		16,126

Flowback by
Supervisor
Operators
Location Phn#

Cardinal Flow Testing
Alan Tayrien
Justin Carmack
979-218-6488

Well Name
Operator
Representative

WGV 22-23-697
Williams Production
Keith Hoffland

									Totals From Below: 0					0 1,635.0		6,599	
Date	Time	Wellhead Data			Separator				Gas Production		Fluid Production			Cumulative Prod		Frac Water	
MM/DD/YYYY	hh/mm	Tubing Press Psig	Casing Press Psig	Choke Size Ins.	Static Press. Psig	Diff. INS. H2O	Temp °F	Gas %	Approx. Flowrate MMCF/D	Cum. Volume MMCF	Cond. Prod. BO	Tank Gauge In H2O	Water Prod. BW	Cond. Prod. BO	Water Prod. BW	Pumped (1) BW	Yet To Recover BW
	19:00									0			0.0	0	1635.0		16,126
	20:00									0			0.0	0	1635.0		16,126
	21:00									0			0.0	0	1635.0		16,126
	22:00									0			0.0	0	1635.0		16,126
	23:00									0			0.0	0	1635.0		16,126
	0:00									0			0.0	0	1635.0		16,126
	1:00									0			0.0	0	1635.0		16,126
	2:00									0			0.0	0	1635.0		16,126
	3:00									0			0.0	0	1635.0		16,126
	4:00									0			0.0	0	1635.0		16,126
	5:00									0			0.0	0	1635.0		16,126
	6:00									0			0.0	0	1635.0		16,126
	7:00									0			0.0	0	1635.0		16,126
	8:00									0			0.0	0	1635.0		16,126
	9:00									0			0.0	0	1635.0		16,126
	10:00									0			0.0	0	1635.0		16,126
	11:00									0			0.0	0	1635.0		16,126
	12:00									0			0.0	0	1635.0		16,126
	13:00									0			0.0	0	1635.0		16,126
	14:00									0			0.0	0	1635.0		16,126
	15:00									0			0.0	0	1635.0		16,126
	16:00									0			0.0	0	1635.0		16,126
	17:00									0			0.0	0	1635.0		16,126
	18:00									0			0.0	0	1635.0		16,126
	19:00									0			0.0	0	1635.0		16,126
	20:00									0			0.0	0	1635.0		16,126
	21:00									0			0.0	0	1635.0		16,126
	22:00									0			0.0	0	1635.0		16,126
	23:00									0			0.0	0	1635.0		16,126
	0:00									0			0.0	0	1635.0		16,126
	1:00									0			0.0	0	1635.0		16,126
	2:00									0			0.0	0	1635.0		16,126
	3:00									0			0.0	0	1635.0		16,126
	4:00									0			0.0	0	1635.0		16,126
	5:00									0			0.0	0	1635.0		16,126
	6:00									0			0.0	0	1635.0		16,126
	7:00									0			0.0	0	1635.0		16,126
	8:00									0			0.0	0	1635.0		16,126
	9:00									0			0.0	0	1635.0		16,126
	10:00									0			0.0	0	1635.0		16,126
	11:00									0			0.0	0	1635.0		16,126
	12:00									0			0.0	0	1635.0		16,126
	13:00									0			0.0	0	1635.0		16,126
	14:00									0			0.0	0	1635.0		16,126
	15:00									0			0.0	0	1635.0		16,126
	16:00									0			0.0	0	1635.0		16,126
	17:00									0			0.0	0	1635.0		16,126
	18:00									0			0.0	0	1635.0		16,126
	19:00									0			0.0	0	1635.0		16,126
	20:00									0			0.0	0	1635.0		16,126

Flowback by
Supervisor
Operators
Location Phn#

Cardinal Flow Testing
Alan Tayrien
Justin Carmack
979-218-6488

Well Name
Operator
Representative

WGV 22-23-697
Williams Production
Keith Hoffland

							Totals From Below: 0							0 1,635.0		6,599	
Date	Time	Wellhead Data			Separator				Gas Production		Fluid Production			Cumulative Prod		Frac Water	
MM/DD/YYYY	hh/mm	Tubing Press Psig	Casing Press Psig	Choke Size Ins.	Static Press. Psig	Diff. INS. H2O	Temp °F	Gas %	Approx. Flowrate MMCF/D	Cum. Volume MMCF	Cond. Prod. BO	Tank Gauge In H2O	Water Prod. BW	Cond. Prod. BO	Water Prod. BW	Pumped (1) BW	Yet To Recover BW
	21:00									0			0.0	0	1635.0		16,126
	22:00									0			0.0	0	1635.0		16,126
	23:00									0			0.0	0	1635.0		16,126
	0:00									0			0.0	0	1635.0		16,126
	1:00									0			0.0	0	1635.0		16,126
	2:00									0			0.0	0	1635.0		16,126
	3:00									0			0.0	0	1635.0		16,126
	4:00									0			0.0	0	1635.0		16,126
	5:00									0			0.0	0	1635.0		16,126
	6:00									0			0.0	0	1635.0		16,126
	7:00									0			0.0	0	1635.0		16,126
	8:00									0			0.0	0	1635.0		16,126
	9:00									0			0.0	0	1635.0		16,126
	10:00									0			0.0	0	1635.0		16,126
	11:00									0			0.0	0	1635.0		16,126
	12:00									0			0.0	0	1635.0		16,126
	13:00									0			0.0	0	1635.0		16,126
	14:00									0			0.0	0	1635.0		16,126
	15:00									0			0.0	0	1635.0		16,126
	16:00									0			0.0	0	1635.0		16,126
	17:00									0			0.0	0	1635.0		16,126
	18:00									0			0.0	0	1635.0		16,126
	19:00									0			0.0	0	1635.0		16,126
	20:00									0			0.0	0	1635.0		16,126
	21:00									0			0.0	0	1635.0		16,126
	22:00									0			0.0	0	1635.0		16,126
	23:00									0			0.0	0	1635.0		16,126
	0:00									0			0.0	0	1635.0		16,126
	1:00									0			0.0	0	1635.0		16,126
	2:00									0			0.0	0	1635.0		16,126
	3:00									0			0.0	0	1635.0		16,126
	4:00									0			0.0	0	1635.0		16,126
	5:00									0			0.0	0	1635.0		16,126
	6:00									0			0.0	0	1635.0		16,126
	7:00									0			0.0	0	1635.0		16,126
	8:00									0			0.0	0	1635.0		16,126
	9:00									0			0.0	0	1635.0		16,126
	10:00									0			0.0	0	1635.0		16,126
	11:00									0			0.0	0	1635.0		16,126
	12:00									0			0.0	0	1635.0		16,126
	13:00									0			0.0	0	1635.0		16,126
	14:00									0			0.0	0	1635.0		16,126
	15:00									0			0.0	0	1635.0		16,126
	16:00									0			0.0	0	1635.0		16,126
	17:00									0			0.0	0	1635.0		16,126
	18:00									0			0.0	0	1635.0		16,126
	19:00									0			0.0	0	1635.0		16,126
	20:00									0			0.0	0	1635.0		16,126
	21:00									0			0.0	0	1635.0		16,126
	22:00									0			0.0	0	1635.0		16,126

Flowback by
Supervisor
Operators
Location Phn#

Cardinal Flow Testing
Alan Tayrien
Justin Carmack
979-218-6488

Well Name
Operator
Representative

WGV 22-23-697
Williams Production
Keith Hoffland

								Totals From Below: 0						0 1,635.0		6,599	
Date	Time	Wellhead Data			Separator				Gas Production		Fluid Production			Cumulative Prod		Frac Water	
MM/DD/YYYY	hh/mm	Tubing Press Psig	Casing Press Psig	Choke Size Ins.	Static Press. Psig	Diff. INS. H2O	Temp °F	Gas %	Approx. Flowrate MMCF/D	Cum. Volume MMCF	Cond. Prod. BO	Tank Gauge In H2O	Water Prod. BW	Cond. Prod. BO	Water Prod. BW	Pumped (1) BW	Yet To Recover BW
	23:00									0			0.0	0	1635.0		16,126
	0:00									0			0.0	0	1635.0		16,126
	1:00									0			0.0	0	1635.0		16,126
	2:00									0			0.0	0	1635.0		16,126
	3:00									0			0.0	0	1635.0		16,126
	4:00									0			0.0	0	1635.0		16,126
	5:00									0			0.0	0	1635.0		16,126
	6:00									0			0.0	0	1635.0		16,126
	7:00									0			0.0	0	1635.0		16,126
	8:00									0			0.0	0	1635.0		16,126
	9:00									0			0.0	0	1635.0		16,126
	10:00									0			0.0	0	1635.0		16,126
	11:00									0			0.0	0	1635.0		16,126
	12:00									0			0.0	0	1635.0		16,126
	13:00									0			0.0	0	1635.0		16,126
	14:00									0			0.0	0	1635.0		16,126
	15:00									0			0.0	0	1635.0		16,126
	16:00									0			0.0	0	1635.0		16,126
	17:00									0			0.0	0	1635.0		16,126
	18:00									0			0.0	0	1635.0		16,126
	19:00									0			0.0	0	1635.0		16,126
	20:00									0			0.0	0	1635.0		16,126
	21:00									0			0.0	0	1635.0		16,126
	22:00									0			0.0	0	1635.0		16,126
	23:00									0			0.0	0	1635.0		16,126
	0:00									0			0.0	0	1635.0		16,126
	1:00									0			0.0	0	1635.0		16,126
	2:00									0			0.0	0	1635.0		16,126
	3:00									0			0.0	0	1635.0		16,126
	4:00									0			0.0	0	1635.0		16,126
	5:00									0			0.0	0	1635.0		16,126
	6:00									0			0.0	0	1635.0		16,126
	7:00									0			0.0	0	1635.0		16,126
	8:00									0			0.0	0	1635.0		16,126
	9:00									0			0.0	0	1635.0		16,126
	10:00									0			0.0	0	1635.0		16,126
	11:00									0			0.0	0	1635.0		16,126
	12:00									0			0.0	0	1635.0		16,126
	13:00									0			0.0	0	1635.0		16,126
	14:00									0			0.0	0	1635.0		16,126
	15:00									0			0.0	0	1635.0		16,126
	16:00									0			0.0	0	1635.0		16,126
	17:00									0			0.0	0	1635.0		16,126
	18:00									0			0.0	0	1635.0		16,126
	19:00									0			0.0	0	1635.0		16,126
	20:00									0			0.0	0	1635.0		16,126
	21:00									0			0.0	0	1635.0		16,126
	22:00									0			0.0	0	1635.0		16,126
	23:00									0			0.0	0	1635.0		16,126
	0:00									0			0.0	0	1635.0		16,126

Flowback by
Supervisor
Operators
Location Phn#

Cardinal Flow Testing
Alan Tayrien
Justin Carmack
979-218-6488

Well Name
Operator
Representative

WGV 22-23-697
Williams Production
Keith Hoffland

							Totals From Below: 0							0 1,635.0		6,599	
Date	Time	Wellhead Data			Separator				Gas Production		Fluid Production			Cumulative Prod		Frac Water	
MM/DD/YYYY	hh/mm	Tubing Press Psig	Casing Press Psig	Choke Size Ins.	Static Press. Psig	Diff. INS. H2O	Temp °F	Gas %	Approx. Flowrate MMCF/D	Cum. Volume MMCF	Cond. Prod. BO	Tank Gauge In H2O	Water Prod. BW	Cond. Prod. BO	Water Prod. BW	Pumped (1) BW	Yet To Recover BW
	1:00									0			0.0	0	1635.0		16,126
	2:00									0			0.0	0	1635.0		16,126
	3:00									0			0.0	0	1635.0		16,126
	4:00									0			0.0	0	1635.0		16,126
	5:00									0			0.0	0	1635.0		16,126
	6:00									0			0.0	0	1635.0		16,126
	7:00									0			0.0	0	1635.0		16,126
	8:00									0			0.0	0	1635.0		16,126
	9:00									0			0.0	0	1635.0		16,126
	10:00									0			0.0	0	1635.0		16,126
	11:00									0			0.0	0	1635.0		16,126
	12:00									0			0.0	0	1635.0		16,126
	13:00									0			0.0	0	1635.0		16,126
	14:00									0			0.0	0	1635.0		16,126
	15:00									0			0.0	0	1635.0		16,126
	16:00									0			0.0	0	1635.0		16,126
	17:00									0			0.0	0	1635.0		16,126
	18:00									0			0.0	0	1635.0		16,126
	19:00									0			0.0	0	1635.0		16,126
	20:00									0			0.0	0	1635.0		16,126
	21:00									0			0.0	0	1635.0		16,126
	22:00									0			0.0	0	1635.0		16,126
	23:00									0			0.0	0	1635.0		16,126
	0:00									0			0.0	0	1635.0		16,126
	1:00									0			0.0	0	1635.0		16,126
	2:00									0			0.0	0	1635.0		16,126
	3:00									0			0.0	0	1635.0		16,126
	4:00									0			0.0	0	1635.0		16,126
	5:00									0			0.0	0	1635.0		16,126
	6:00									0			0.0	0	1635.0		16,126
	7:00									0			0.0	0	1635.0		16,126
	8:00									0			0.0	0	1635.0		16,126
	9:00									0			0.0	0	1635.0		16,126
	10:00									0			0.0	0	1635.0		16,126
	11:00									0			0.0	0	1635.0		16,126
	12:00									0			0.0	0	1635.0		16,126
	13:00									0			0.0	0	1635.0		16,126
	14:00									0			0.0	0	1635.0		16,126
	15:00									0			0.0	0	1635.0		16,126
	16:00									0			0.0	0	1635.0		16,126
	17:00									0			0.0	0	1635.0		16,126
	18:00									0			0.0	0	1635.0		16,126
	19:00									0			0.0	0	1635.0		16,126
	20:00									0			0.0	0	1635.0		16,126
	21:00									0			0.0	0	1635.0		16,126
	22:00									0			0.0	0	1635.0		16,126
	23:00									0			0.0	0	1635.0		16,126

Flowback by
Supervisor
Operators
Location Phn#

Cardinal Flow Testing
Alan Tayrien
Justin Carmack
979-218-6488

Well Name
Operator
Representative

WGV 22-23-697
Williams Production
Keith Hoffland

							Totals From Below: 0							0 2,386.0		6,599	
Date	Time	Wellhead Data			Separator				Gas Production		Fluid Production			Cumulative Prod		Frac Water	
MM/DD/YYYY	hh/mm	Tubing Press Psig	Casing Press Psig	Choke Size Ins.	Static Press. Psig	Diff. INS. H2O	Temp °F	Gas %	Approx. Flowrate MMCF/D	Cum. Volume MMCF	Cond. Prod. BO	Tank Gauge In H2O	Water Prod. BW	Cond. Prod. BO	Water Prod. BW	Pumped (1) BW	Yet To Recover BW
10/15/07	7:00									0			0.0	0	0.0		0
	8:00									0			0.0	0	0.0		0
	9:00									0			0.0	0	0.0		0
	10:00									0			0.0	0	0.0		0
	11:00									0			0.0	0	0.0		0
	12:00									0			0.0	0	0.0		0
	13:00									0			0.0	0	0.0		0
	14:00									0			0.0	0	0.0		0
	15:00									0			0.0	0	0.0		0
	16:00									0			0.0	0	0.0	6,486	6,486
	17:00		250	48						0			75.0	0	75.0		6,411
	18:00		225	48						0			150.0	0	225.0		6,261
	19:00		175	48						0			100.0	0	325.0		6,161
	20:00		150	48						0			80.0	0	405.0		6,081
21:00		150	48						0			80.0	0	485.0		6,001	
22:00		125	48						0			70.0	0	555.0		5,931	
23:00		100	48						0			60.0	0	615.0		5,871	
10/16/07	0:00		100	48					0			60.0	0	675.0		5,811	
	1:00		100	48					0			60.0	0	735.0		5,751	
	2:00		75	48					0			50.0	0	785.0		5,701	
	3:00		75	48					0			50.0	0	835.0		5,651	
	4:00		50	48					0			50.0	0	885.0		5,601	
	5:00		50	48					0			40.0	0	925.0		5,561	
	6:00		50	48					0			40.0	0	965.0		5,521	
	7:00								0			0.0	0	965.0		5,521	
	8:00								0			0.0	0	965.0		5,521	
	9:35								0			0.0	0	965.0		5,521	
	10:00								0			0.0	0	965.0		5,521	
	11:00								0			0.0	0	965.0		5,521	
	12:00								0			0.0	0	965.0		5,521	
	13:00								0			0.0	0	965.0		5,521	
	14:00								0			0.0	0	965.0	6,599	12,120	
	15:00		150	48					0			0.0	0	965.0		12,120	
	16:00		50	48					0			50.0	0	1015.0		12,070	
	17:00		25	48					0			30.0	0	1045.0		12,040	
	18:00		0	48					0			0.0	0	1045.0		12,040	
	19:00		0	48					0			0.0	0	1045.0		12,040	
	20:00		0	48					0			0.0	0	1045.0		12,040	
	21:35		0	48					0			0.0	0	1045.0		12,040	
	22:00		0	48					0			0.0	0	1045.0		12,040	
	23:00		0	48					0			0.0	0	1045.0		12,040	
10/17/07	0:00		0	48					0			0.0	0	1045.0		12,040	
	1:00		0	48					0			0.0	0	1045.0		12,040	
	2:00		0	48					0			0.0	0	1045.0		12,040	
	3:00		0	48					0			0.0	0	1045.0		12,040	
	4:00		0	48					0			0.0	0	1045.0		12,040	
	5:00		0	48					0			0.0	0	1045.0		12,040	
	6:00		0	48					0			0.0	0	1045.0		12,040	
	7:00								0			0.0	0	1045.0		12,040	
	8:00								0			0.0	0	1045.0		12,040	

Flowback by
Supervisor
Operators
Location Phn#

Cardinal Flow Testing
Alan Tayrien
Justin Carmack
979-218-6488

Well Name
Operator
Representative

WGV 22-23-697
Williams Production
Keith Hoffland

							Totals From Below: 0							0 2,386.0		6,599	
Date	Time	Wellhead Data			Separator				Gas Production		Fluid Production			Cumulative Prod		Frac Water	
MM/DD/YYYY	hh/mm	Tubing Press Psig	Casing Press Psig	Choke Size Ins.	Static Press. Psig	Diff. INS. H2O	Temp °F	Gas %	Approx. Flowrate MMCF/D	Cum. Volume MMCF	Cond. Prod. BO	Tank Gauge In H2O	Water Prod. BW	Cond. Prod. BO	Water Prod. BW	Pumped (1) BW	Yet To Recover BW
	9:00									0			0.0	0	1045.0		12,040
	10:00									0			0.0	0	1045.0		12,040
	11:00									0			0.0	0	1045.0		12,040
	12:00									0			0.0	0	1045.0		12,040
	13:00									0			0.0	0	1045.0		12,040
	14:00									0			0.0	0	1045.0		12,040
	15:00									0			0.0	0	1045.0		12,040
	16:00									0			0.0	0	1045.0		12,040
	17:00									0			0.0	0	1045.0	4,676	16,716
	18:00		300	32						0			0.0	0	1045.0		16,716
	19:00		300	32						0			20.0	0	1065.0		16,696
	20:00		400	32						0			50.0	0	1115.0		16,646
	21:00		300	32						0			30.0	0	1145.0		16,616
	22:00		400	32						0			40.0	0	1185.0		16,576
	23:00		550	24						0			40.0	0	1225.0		16,536
10/18/07	0:00		650	24						0			60.0	0	1285.0		16,476
	1:00		650	24						0			60.0	0	1345.0		16,416
	2:00		625	24						0			60.0	0	1405.0		16,356
	3:00		600	24						0			60.0	0	1465.0		16,296
	4:00		600	24						0			60.0	0	1525.0		16,236
	5:00		600	24						0			50.0	0	1575.0		16,186
	6:00		600	24						0			60.0	0	1635.0		16,126
	7:00		500	24						0			40.0	0	1675.0		16,086
	8:00		450	24						0			40.0	0	1715.0		16,046
	9:00		400	32						0			40.0	0	1755.0		16,006
	10:00		375	32						0			34.0	0	1789.0		15,972
	11:00		400	32						0			34.0	0	1823.0		15,938
	12:00		400	32						0			30.0	0	1853.0		15,908
	13:00		400	32						0			30.0	0	1883.0		15,878
	14:00		375	32						0			34.0	0	1917.0		15,844
	15:00		350	32						0			40.0	0	1957.0		15,804
	16:00		350	32						0			30.0	0	1987.0		15,774
	17:00		350	32						0			30.0	0	2017.0		15,744
	18:00		350	32						0			30.0	0	2047.0		15,714
	19:00		300	32						0			34.0	0	2081.0		15,680
	20:00		300	32						0			25.0	0	2106.0		15,655
	21:00		300	32						0			30.0	0	2136.0		15,625
	22:00		300	32						0			30.0	0	2166.0		15,595
	23:00		325	32						0			30.0	0	2196.0		15,565
10/19/07	0:00		325	32						0			25.0	0	2221.0		15,540
	1:00		350	32						0			25.0	0	2246.0		15,515
	2:00		325	32						0			30.0	0	2276.0		15,485
	3:00		300	32						0			30.0	0	2306.0		15,455
	4:00		300	32						0			20.0	0	2326.0		15,435
	5:00		300	32						0			30.0	0	2356.0		15,405
	6:00		325	32						0			30.0	0	2386.0		15,375
	7:00									0			0.0	0	2386.0		15,375
	8:00									0			0.0	0	2386.0		15,375
	9:00									0			0.0	0	2386.0		15,375
	10:00									0			0.0	0	2386.0		15,375

Flowback by
Supervisor
Operators
Location Phn#

Cardinal Flow Testing
Alan Tayrien
Justin Carmack
979-218-6488

Well Name
Operator
Representative

WGV 22-23-697
Williams Production
Keith Hoffland

								Totals From Below: 0						0 2,386.0		6,599	
Date	Time	Wellhead Data			Separator				Gas Production		Fluid Production			Cumulative Prod		Frac Water	
MM/DD/YYYY	hh/mm	Tubing Press Psig	Casing Press Psig	Choke Size Ins.	Static Press. Psig	Diff. INS. H2O	Temp °F	Gas %	Approx. Flowrate MMCF/D	Cum. Volume MMCF	Cond. Prod. BO	Tank Gauge In H2O	Water Prod. BW	Cond. Prod. BO	Water Prod. BW	Pumped (1) BW	Yet To Recover BW
	11:00									0			0.0	0	2386.0		15,375
	12:00									0			0.0	0	2386.0		15,375
	13:00									0			0.0	0	2386.0		15,375
	14:00									0			0.0	0	2386.0		15,375
	15:00									0			0.0	0	2386.0		15,375
	16:00									0			0.0	0	2386.0		15,375
	17:00									0			0.0	0	2386.0		15,375
	18:00									0			0.0	0	2386.0		15,375
	19:00									0			0.0	0	2386.0		15,375
	20:00									0			0.0	0	2386.0		15,375
	21:00									0			0.0	0	2386.0		15,375
	22:00									0			0.0	0	2386.0		15,375
	23:00									0			0.0	0	2386.0		15,375
10/20/07	0:00									0			0.0	0	2386.0		15,375
	1:00									0			0.0	0	2386.0		15,375
	2:00									0			0.0	0	2386.0		15,375
	3:00									0			0.0	0	2386.0		15,375
	4:00									0			0.0	0	2386.0		15,375
	5:00									0			0.0	0	2386.0		15,375
	6:00									0			0.0	0	2386.0		15,375
	7:00									0			0.0	0	2386.0		15,375
	8:00									0			0.0	0	2386.0		15,375
	9:00									0			0.0	0	2386.0		15,375
	10:00									0			0.0	0	2386.0		15,375
	11:00									0			0.0	0	2386.0		15,375
	12:00									0			0.0	0	2386.0		15,375
	13:00									0			0.0	0	2386.0		15,375
	14:00									0			0.0	0	2386.0		15,375
	15:00									0			0.0	0	2386.0		15,375
	16:00									0			0.0	0	2386.0		15,375
	17:00									0			0.0	0	2386.0		15,375
	18:00									0			0.0	0	2386.0		15,375
	19:00									0			0.0	0	2386.0		15,375
	20:00									0			0.0	0	2386.0		15,375
	21:00									0			0.0	0	2386.0		15,375
	22:00									0			0.0	0	2386.0		15,375
	23:00									0			0.0	0	2386.0		15,375
07/01/07	0:00									0			0.0	0	2386.0		15,375
	1:00									0			0.0	0	2386.0		15,375
	2:00									0			0.0	0	2386.0		15,375
	3:00									0			0.0	0	2386.0		15,375
	4:00									0			0.0	0	2386.0		15,375
	5:00									0			0.0	0	2386.0		15,375
	6:00									0			0.0	0	2386.0		15,375
	7:00									0			0.0	0	2386.0		15,375
	8:00									0			0.0	0	2386.0		15,375
	9:00									0			0.0	0	2386.0		15,375
	10:00									0			0.0	0	2386.0		15,375
	11:00									0			0.0	0	2386.0		15,375
	12:00									0			0.0	0	2386.0		15,375

Flowback by
Supervisor
Operators
Location Phn#

Cardinal Flow Testing
Alan Tayrien
Justin Carmack
979-218-6488

Well Name
Operator
Representative

WGV 22-23-697
Williams Production
Keith Hoffland

								Totals From Below: 0						0 2,386.0		6,599	
Date	Time	Wellhead Data			Separator				Gas Production		Fluid Production			Cumulative Prod		Frac Water	
MM/DD/YYYY	hh/mm	Tubing Press Psig	Casing Press Psig	Choke Size Ins.	Static Press. Psig	Diff. INS. H2O	Temp °F	Gas %	Approx. Flowrate MMCF/D	Cum. Volume MMCF	Cond. Prod. BO	Tank Gauge In H2O	Water Prod. BW	Cond. Prod. BO	Water Prod. BW	Pumped (1) BW	Yet To Recover BW
	13:00									0			0.0	0	2386.0		15,375
	14:00									0			0.0	0	2386.0		15,375
	15:00									0			0.0	0	2386.0		15,375
	16:00									0			0.0	0	2386.0		15,375
	17:00									0			0.0	0	2386.0		15,375
	18:00									0			0.0	0	2386.0		15,375
	19:00									0			0.0	0	2386.0		15,375
	20:00									0			0.0	0	2386.0		15,375
	21:00									0			0.0	0	2386.0		15,375
	22:00									0			0.0	0	2386.0		15,375
	23:00									0			0.0	0	2386.0		15,375
07/02/07	0:00									0			0.0	0	2386.0		15,375
	1:00									0			0.0	0	2386.0		15,375
	2:00									0			0.0	0	2386.0		15,375
	3:00									0			0.0	0	2386.0		15,375
	4:00									0			0.0	0	2386.0		15,375
	5:00									0			0.0	0	2386.0		15,375
	6:00									0			0.0	0	2386.0		15,375
	7:00									0			0.0	0	2386.0		15,375
	8:00									0			0.0	0	2386.0		15,375
	9:00									0			0.0	0	2386.0		15,375
	10:00									0			0.0	0	2386.0		15,375
	11:00									0			0.0	0	2386.0		15,375
	12:00									0			0.0	0	2386.0		15,375
	13:00									0			0.0	0	2386.0		15,375
	14:00									0			0.0	0	2386.0		15,375
	15:00									0			0.0	0	2386.0		15,375
	16:00									0			0.0	0	2386.0		15,375
	17:00									0			0.0	0	2386.0		15,375
	18:00									0			0.0	0	2386.0		15,375
	19:00									0			0.0	0	2386.0		15,375
	20:00									0			0.0	0	2386.0		15,375
	21:00									0			0.0	0	2386.0		15,375
	22:00									0			0.0	0	2386.0		15,375
	23:00									0			0.0	0	2386.0		15,375
07/03/07	0:00									0			0.0	0	2386.0		15,375
	1:00									0			0.0	0	2386.0		15,375
	2:00									0			0.0	0	2386.0		15,375
	3:00									0			0.0	0	2386.0		15,375
	4:00									0			0.0	0	2386.0		15,375
	5:00									0			0.0	0	2386.0		15,375
	6:00									0			0.0	0	2386.0		15,375
	7:00									0			0.0	0	2386.0		15,375
	8:00									0			0.0	0	2386.0		15,375
	9:00									0			0.0	0	2386.0		15,375
	10:00									0			0.0	0	2386.0		15,375
	11:00									0			0.0	0	2386.0		15,375
	12:00									0			0.0	0	2386.0		15,375
	13:00									0			0.0	0	2386.0		15,375
	14:00									0			0.0	0	2386.0		15,375

Flowback by
Supervisor
Operators
Location Phn#

Cardinal Flow Testing
Alan Tayrien
Justin Carmack
979-218-6488

Well Name
Operator
Representative

WGV 22-23-697
Williams Production
Keith Hoffland

							Totals From Below: 0							0 2,386.0		6,599	
Date	Time	Wellhead Data			Separator				Gas Production		Fluid Production			Cumulative Prod		Frac Water	
MM/DD/YYYY	hh/mm	Tubing Press Psig	Casing Press Psig	Choke Size Ins.	Static Press. Psig	Diff. INS. H2O	Temp °F	Gas %	Approx. Flowrate MMCF/D	Cum. Volume MMCF	Cond. Prod. BO	Tank Gauge In H2O	Water Prod. BW	Cond. Prod. BO	Water Prod. BW	Pumped (1) BW	Yet To Recover BW
	15:00									0			0.0	0	2386.0		15,375
	16:00									0			0.0	0	2386.0		15,375
	17:00									0			0.0	0	2386.0		15,375
	18:00									0			0.0	0	2386.0		15,375
	19:00									0			0.0	0	2386.0		15,375
	20:00									0			0.0	0	2386.0		15,375
	21:00									0			0.0	0	2386.0		15,375
	22:00									0			0.0	0	2386.0		15,375
	23:00									0			0.0	0	2386.0		15,375
07/04/07	0:00									0			0.0	0	2386.0		15,375
	1:00									0			0.0	0	2386.0		15,375
	2:00									0			0.0	0	2386.0		15,375
	3:00									0			0.0	0	2386.0		15,375
	4:00									0			0.0	0	2386.0		15,375
	5:00									0			0.0	0	2386.0		15,375
	6:00									0			0.0	0	2386.0		15,375
	7:00									0			0.0	0	2386.0		15,375
	8:00									0			0.0	0	2386.0		15,375
	9:00									0			0.0	0	2386.0		15,375
	10:00									0			0.0	0	2386.0		15,375
	11:00									0			0.0	0	2386.0		15,375
	12:00									0			0.0	0	2386.0		15,375
	13:00									0			0.0	0	2386.0		15,375
	14:00									0			0.0	0	2386.0		15,375
	15:00									0			0.0	0	2386.0		15,375
	16:00									0			0.0	0	2386.0		15,375
	17:00									0			0.0	0	2386.0		15,375
	18:00									0			0.0	0	2386.0		15,375
	19:00									0			0.0	0	2386.0		15,375
	20:00									0			0.0	0	2386.0		15,375
	21:00									0			0.0	0	2386.0		15,375
	22:00									0			0.0	0	2386.0		15,375
	23:00									0			0.0	0	2386.0		15,375
	0:00									0			0.0	0	2386.0		15,375
	1:00									0			0.0	0	2386.0		15,375
	2:00									0			0.0	0	2386.0		15,375
	3:00									0			0.0	0	2386.0		15,375
	4:00									0			0.0	0	2386.0		15,375
	5:00									0			0.0	0	2386.0		15,375
	6:00									0			0.0	0	2386.0		15,375
	7:00									0			0.0	0	2386.0		15,375
	8:00									0			0.0	0	2386.0		15,375
	9:00									0			0.0	0	2386.0		15,375
	10:00									0			0.0	0	2386.0		15,375
	11:00									0			0.0	0	2386.0		15,375
	12:00									0			0.0	0	2386.0		15,375
	13:00									0			0.0	0	2386.0		15,375
	14:00									0			0.0	0	2386.0		15,375
	15:00									0			0.0	0	2386.0		15,375
	16:00									0			0.0	0	2386.0		15,375

Flowback by
Supervisor
Operators
Location Phn#

Cardinal Flow Testing
Alan Tayrien
Justin Carmack
979-218-6488

Well Name
Operator
Representative

WGV 22-23-697
Williams Production
Keith Hoffland

Totals From Below:									0		0			2,386.0		6,599	
Date	Time	Wellhead Data			Separator				Gas Production		Fluid Production			Cumulative Prod		Frac Water	
MM/DD/YYYY	hh/mm	Tubing Press Psig	Casing Press Psig	Choke Size Ins.	Static Press. Psig	Diff. INS. H2O	Temp °F	Gas %	Approx. Flowrate MMCF/D	Cum. Volume MMCF	Cond. Prod. BO	Tank Gauge In H2O	Water Prod. BW	Cond. Prod. BO	Water Prod. BW	Pumped (1) BW	Yet To Recover BW
	17:00									0			0.0	0	2386.0		15,375
	18:00									0			0.0	0	2386.0		15,375
	19:00									0			0.0	0	2386.0		15,375
	20:00									0			0.0	0	2386.0		15,375
	21:00									0			0.0	0	2386.0		15,375
	22:00									0			0.0	0	2386.0		15,375
	23:00									0			0.0	0	2386.0		15,375
	0:00									0			0.0	0	2386.0		15,375
	1:00									0			0.0	0	2386.0		15,375
	2:00									0			0.0	0	2386.0		15,375
	3:00									0			0.0	0	2386.0		15,375
	4:00									0			0.0	0	2386.0		15,375
	5:00									0			0.0	0	2386.0		15,375
	6:00									0			0.0	0	2386.0		15,375
	7:00									0			0.0	0	2386.0		15,375
	8:00									0			0.0	0	2386.0		15,375
	9:00									0			0.0	0	2386.0		15,375
	10:00									0			0.0	0	2386.0		15,375
	11:00									0			0.0	0	2386.0		15,375
	12:00									0			0.0	0	2386.0		15,375
	13:00									0			0.0	0	2386.0		15,375
	14:00									0			0.0	0	2386.0		15,375
	15:00									0			0.0	0	2386.0		15,375
	16:00									0			0.0	0	2386.0		15,375
	17:00									0			0.0	0	2386.0		15,375
	18:00									0			0.0	0	2386.0		15,375
	19:00									0			0.0	0	2386.0		15,375
	20:00									0			0.0	0	2386.0		15,375
	21:00									0			0.0	0	2386.0		15,375
	22:00									0			0.0	0	2386.0		15,375
	23:00									0			0.0	0	2386.0		15,375
	0:00									0			0.0	0	2386.0		15,375
	1:00									0			0.0	0	2386.0		15,375
	2:00									0			0.0	0	2386.0		15,375
	3:00									0			0.0	0	2386.0		15,375
	4:00									0			0.0	0	2386.0		15,375
	5:00									0			0.0	0	2386.0		15,375
	6:00									0			0.0	0	2386.0		15,375
	7:00									0			0.0	0	2386.0		15,375
	8:00									0			0.0	0	2386.0		15,375
	9:00									0			0.0	0	2386.0		15,375
	10:00									0			0.0	0	2386.0		15,375
	11:00									0			0.0	0	2386.0		15,375
	12:00									0			0.0	0	2386.0		15,375
	13:00									0			0.0	0	2386.0		15,375
	14:00									0			0.0	0	2386.0		15,375
	15:00									0			0.0	0	2386.0		15,375
	16:00									0			0.0	0	2386.0		15,375
	17:00									0			0.0	0	2386.0		15,375
	18:00									0			0.0	0	2386.0		15,375

Flowback by
Supervisor
Operators
Location Phn#

Cardinal Flow Testing
Alan Tayrien
Justin Carmack
979-218-6488

Well Name
Operator
Representative

WGV 22-23-697
Williams Production
Keith Hoffland

Totals From Below:									0		0			2,386.0		6,599	
Date	Time	Wellhead Data			Separator				Gas Production		Fluid Production			Cumulative Prod		Frac Water	
MM/DD/YYYY	hh/mm	Tubing Press Psig	Casing Press Psig	Choke Size Ins.	Static Press. Psig	Diff. INS. H2O	Temp °F	Gas %	Approx. Flowrate MMCF/D	Cum. Volume MMCF	Cond. Prod. BO	Tank Gauge In H2O	Water Prod. BW	Cond. Prod. BO	Water Prod. BW	Pumped (1) BW	Yet To Recover BW
	19:00									0			0.0	0	2386.0		15,375
	20:00									0			0.0	0	2386.0		15,375
	21:00									0			0.0	0	2386.0		15,375
	22:00									0			0.0	0	2386.0		15,375
	23:00									0			0.0	0	2386.0		15,375
	0:00									0			0.0	0	2386.0		15,375
	1:00									0			0.0	0	2386.0		15,375
	2:00									0			0.0	0	2386.0		15,375
	3:00									0			0.0	0	2386.0		15,375
	4:00									0			0.0	0	2386.0		15,375
	5:00									0			0.0	0	2386.0		15,375
	6:00									0			0.0	0	2386.0		15,375
	7:00									0			0.0	0	2386.0		15,375
	8:00									0			0.0	0	2386.0		15,375
	9:00									0			0.0	0	2386.0		15,375
	10:00									0			0.0	0	2386.0		15,375
	11:00									0			0.0	0	2386.0		15,375
	12:00									0			0.0	0	2386.0		15,375
	13:00									0			0.0	0	2386.0		15,375
	14:00									0			0.0	0	2386.0		15,375
	15:00									0			0.0	0	2386.0		15,375
	16:00									0			0.0	0	2386.0		15,375
	17:00									0			0.0	0	2386.0		15,375
	18:00									0			0.0	0	2386.0		15,375
	19:00									0			0.0	0	2386.0		15,375
	20:00									0			0.0	0	2386.0		15,375
	21:00									0			0.0	0	2386.0		15,375
	22:00									0			0.0	0	2386.0		15,375
	23:00									0			0.0	0	2386.0		15,375
	0:00									0			0.0	0	2386.0		15,375
	1:00									0			0.0	0	2386.0		15,375
	2:00									0			0.0	0	2386.0		15,375
	3:00									0			0.0	0	2386.0		15,375
	4:00									0			0.0	0	2386.0		15,375
	5:00									0			0.0	0	2386.0		15,375
	6:00									0			0.0	0	2386.0		15,375
	7:00									0			0.0	0	2386.0		15,375
	8:00									0			0.0	0	2386.0		15,375
	9:00									0			0.0	0	2386.0		15,375
	10:00									0			0.0	0	2386.0		15,375
	11:00									0			0.0	0	2386.0		15,375
	12:00									0			0.0	0	2386.0		15,375
	13:00									0			0.0	0	2386.0		15,375
	14:00									0			0.0	0	2386.0		15,375
	15:00									0			0.0	0	2386.0		15,375
	16:00									0			0.0	0	2386.0		15,375
	17:00									0			0.0	0	2386.0		15,375
	18:00									0			0.0	0	2386.0		15,375
	19:00									0			0.0	0	2386.0		15,375
	20:00									0			0.0	0	2386.0		15,375

Flowback by
Supervisor
Operators
Location Phn#

Cardinal Flow Testing
Alan Tayrien
Justin Carmack
979-218-6488

Well Name
Operator
Representative

WGV 22-23-697
Williams Production
Keith Hoffland

									Totals From Below: 0						0	2,386.0	6,599	
Date	Time	Wellhead Data			Separator				Gas Production		Fluid Production			Cumulative Prod		Frac Water		
MM/DD/YYYY	hh/mm	Tubing Press Psig	Casing Press Psig	Choke Size Ins.	Static Press. Psig	Diff. INS. H2O	Temp °F	Gas %	Approx. Flowrate MMCF/D	Cum. Volume MMCF	Cond. Prod. BO	Tank Gauge In H2O	Water Prod. BW	Cond. Prod. BO	Water Prod. BW	Pumped (1) BW	Yet To Recover BW	
	21:00									0			0.0	0	2386.0		15,375	
	22:00									0			0.0	0	2386.0		15,375	
	23:00									0			0.0	0	2386.0		15,375	
	0:00									0			0.0	0	2386.0		15,375	
	1:00									0			0.0	0	2386.0		15,375	
	2:00									0			0.0	0	2386.0		15,375	
	3:00									0			0.0	0	2386.0		15,375	
	4:00									0			0.0	0	2386.0		15,375	
	5:00									0			0.0	0	2386.0		15,375	
	6:00									0			0.0	0	2386.0		15,375	
	7:00									0			0.0	0	2386.0		15,375	
	8:00									0			0.0	0	2386.0		15,375	
	9:00									0			0.0	0	2386.0		15,375	
	10:00									0			0.0	0	2386.0		15,375	
	11:00									0			0.0	0	2386.0		15,375	
	12:00									0			0.0	0	2386.0		15,375	
	13:00									0			0.0	0	2386.0		15,375	
	14:00									0			0.0	0	2386.0		15,375	
	15:00									0			0.0	0	2386.0		15,375	
	16:00									0			0.0	0	2386.0		15,375	
	17:00									0			0.0	0	2386.0		15,375	
	18:00									0			0.0	0	2386.0		15,375	
	19:00									0			0.0	0	2386.0		15,375	
	20:00									0			0.0	0	2386.0		15,375	
	21:00									0			0.0	0	2386.0		15,375	
	22:00									0			0.0	0	2386.0		15,375	
	23:00									0			0.0	0	2386.0		15,375	
	0:00									0			0.0	0	2386.0		15,375	
	1:00									0			0.0	0	2386.0		15,375	
	2:00									0			0.0	0	2386.0		15,375	
	3:00									0			0.0	0	2386.0		15,375	
	4:00									0			0.0	0	2386.0		15,375	
	5:00									0			0.0	0	2386.0		15,375	
	6:00									0			0.0	0	2386.0		15,375	
	7:00									0			0.0	0	2386.0		15,375	
	8:00									0			0.0	0	2386.0		15,375	
	9:00									0			0.0	0	2386.0		15,375	
	10:00									0			0.0	0	2386.0		15,375	
	11:00									0			0.0	0	2386.0		15,375	
	12:00									0			0.0	0	2386.0		15,375	
	13:00									0			0.0	0	2386.0		15,375	
	14:00									0			0.0	0	2386.0		15,375	
	15:00									0			0.0	0	2386.0		15,375	
	16:00									0			0.0	0	2386.0		15,375	
	17:00									0			0.0	0	2386.0		15,375	
	18:00									0			0.0	0	2386.0		15,375	
	19:00									0			0.0	0	2386.0		15,375	
	20:00									0			0.0	0	2386.0		15,375	
	21:00									0			0.0	0	2386.0		15,375	
	22:00									0			0.0	0	2386.0		15,375	

Flowback by
Supervisor
Operators
Location Phn#

Cardinal Flow Testing
Alan Tayrien
Justin Carmack
979-218-6488

Well Name
Operator
Representative

WGV 22-23-697
Williams Production
Keith Hoffland

							Totals From Below: 0				0 2,386.0			6,599			
Date	Time	Wellhead Data			Separator				Gas Production		Fluid Production			Cumulative Prod		Frac Water	
MM/DD/YYYY	hh/mm	Tubing Press Psig	Casing Press Psig	Choke Size Ins.	Static Press. Psig	Diff. INS. H2O	Temp °F	Gas %	Approx. Flowrate MMCF/D	Cum. Volume MMCF	Cond. Prod. BO	Tank Gauge In H2O	Water Prod. BW	Cond. Prod. BO	Water Prod. BW	Pumped (1) BW	Yet To Recover BW
	23:00									0			0.0	0	2386.0		15,375
	0:00									0			0.0	0	2386.0		15,375
	1:00									0			0.0	0	2386.0		15,375
	2:00									0			0.0	0	2386.0		15,375
	3:00									0			0.0	0	2386.0		15,375
	4:00									0			0.0	0	2386.0		15,375
	5:00									0			0.0	0	2386.0		15,375
	6:00									0			0.0	0	2386.0		15,375
	7:00									0			0.0	0	2386.0		15,375
	8:00									0			0.0	0	2386.0		15,375
	9:00									0			0.0	0	2386.0		15,375
	10:00									0			0.0	0	2386.0		15,375
	11:00									0			0.0	0	2386.0		15,375
	12:00									0			0.0	0	2386.0		15,375
	13:00									0			0.0	0	2386.0		15,375
	14:00									0			0.0	0	2386.0		15,375
	15:00									0			0.0	0	2386.0		15,375
	16:00									0			0.0	0	2386.0		15,375
	17:00									0			0.0	0	2386.0		15,375
	18:00									0			0.0	0	2386.0		15,375
	19:00									0			0.0	0	2386.0		15,375
	20:00									0			0.0	0	2386.0		15,375
	21:00									0			0.0	0	2386.0		15,375
	22:00									0			0.0	0	2386.0		15,375
	23:00									0			0.0	0	2386.0		15,375
	0:00									0			0.0	0	2386.0		15,375
	1:00									0			0.0	0	2386.0		15,375
	2:00									0			0.0	0	2386.0		15,375
	3:00									0			0.0	0	2386.0		15,375
	4:00									0			0.0	0	2386.0		15,375
	5:00									0			0.0	0	2386.0		15,375
	6:00									0			0.0	0	2386.0		15,375
	7:00									0			0.0	0	2386.0		15,375
	8:00									0			0.0	0	2386.0		15,375
	9:00									0			0.0	0	2386.0		15,375
	10:00									0			0.0	0	2386.0		15,375
	11:00									0			0.0	0	2386.0		15,375
	12:00									0			0.0	0	2386.0		15,375
	13:00									0			0.0	0	2386.0		15,375
	14:00									0			0.0	0	2386.0		15,375
	15:00									0			0.0	0	2386.0		15,375
	16:00									0			0.0	0	2386.0		15,375
	17:00									0			0.0	0	2386.0		15,375
	18:00									0			0.0	0	2386.0		15,375
	19:00									0			0.0	0	2386.0		15,375
	20:00									0			0.0	0	2386.0		15,375
	21:00									0			0.0	0	2386.0		15,375
	22:00									0			0.0	0	2386.0		15,375
	23:00									0			0.0	0	2386.0		15,375
	0:00									0			0.0	0	2386.0		15,375

Flowback by
Supervisor
Operators
Location Phn#

Cardinal Flow Testing
Alan Tayrien
Justin Carmack
979-218-6488

Well Name
Operator
Representative

WGV 22-23-697
Williams Production
Keith Hoffland

								Totals From Below: 0						0 2,386.0		6,599	
Date	Time	Wellhead Data			Separator				Gas Production		Fluid Production			Cumulative Prod		Frac Water	
MM/DD/YYYY	hh/mm	Tubing Press Psig	Casing Press Psig	Choke Size Ins.	Static Press. Psig	Diff. INS. H2O	Temp °F	Gas %	Approx. Flowrate MMCF/D	Cum. Volume MMCF	Cond. Prod. BO	Tank Gauge In H2O	Water Prod. BW	Cond. Prod. BO	Water Prod. BW	Pumped (1) BW	Yet To Recover BW
	1:00									0			0.0	0	2386.0		15,375
	2:00									0			0.0	0	2386.0		15,375
	3:00									0			0.0	0	2386.0		15,375
	4:00									0			0.0	0	2386.0		15,375
	5:00									0			0.0	0	2386.0		15,375
	6:00									0			0.0	0	2386.0		15,375
	7:00									0			0.0	0	2386.0		15,375
	8:00									0			0.0	0	2386.0		15,375
	9:00									0			0.0	0	2386.0		15,375
	10:00									0			0.0	0	2386.0		15,375
	11:00									0			0.0	0	2386.0		15,375
	12:00									0			0.0	0	2386.0		15,375
	13:00									0			0.0	0	2386.0		15,375
	14:00									0			0.0	0	2386.0		15,375
	15:00									0			0.0	0	2386.0		15,375
	16:00									0			0.0	0	2386.0		15,375
	17:00									0			0.0	0	2386.0		15,375
	18:00									0			0.0	0	2386.0		15,375
	19:00									0			0.0	0	2386.0		15,375
	20:00									0			0.0	0	2386.0		15,375
	21:00									0			0.0	0	2386.0		15,375
	22:00									0			0.0	0	2386.0		15,375
	23:00									0			0.0	0	2386.0		15,375
	0:00									0			0.0	0	2386.0		15,375
	1:00									0			0.0	0	2386.0		15,375
	2:00									0			0.0	0	2386.0		15,375
	3:00									0			0.0	0	2386.0		15,375
	4:00									0			0.0	0	2386.0		15,375
	5:00									0			0.0	0	2386.0		15,375
	6:00									0			0.0	0	2386.0		15,375
	7:00									0			0.0	0	2386.0		15,375
	8:00									0			0.0	0	2386.0		15,375
	9:00									0			0.0	0	2386.0		15,375
	10:00									0			0.0	0	2386.0		15,375
	11:00									0			0.0	0	2386.0		15,375
	12:00									0			0.0	0	2386.0		15,375
	13:00									0			0.0	0	2386.0		15,375
	14:00									0			0.0	0	2386.0		15,375
	15:00									0			0.0	0	2386.0		15,375
	16:00									0			0.0	0	2386.0		15,375
	17:00									0			0.0	0	2386.0		15,375
	18:00									0			0.0	0	2386.0		15,375
	19:00									0			0.0	0	2386.0		15,375
	20:00									0			0.0	0	2386.0		15,375
	21:00									0			0.0	0	2386.0		15,375
	22:00									0			0.0	0	2386.0		15,375
	23:00									0			0.0	0	2386.0		15,375

Flowback by
Supervisor
Operators
Location Phn#

Cardinal Flow Testing
Alan Tayrien
Troy Smith
979-218-6488

Well Name
Operator
Representative

WGV 22-23-697
Williams Production
Keith Hoffland

								Totals From Below: 0						0 3,146.0		6,599	
Date	Time	Wellhead Data			Separator				Gas Production		Fluid Production			Cumulative Prod		Frac Water	
MM/DD/YYYY	hh/mm	Tubing Press Psig	Casing Press Psig	Choke Size Ins.	Static Press. Psig	Diff. INS. H2O	Temp °F	Gas %	Approx. Flowrate MMCF/D	Cum. Volume MMCF	Cond. Prod. BO	Tank Gauge In H2O	Water Prod. BW	Cond. Prod. BO	Water Prod. BW	Pumped (1) BW	Yet To Recover BW
10/15/07	7:00									0			0.0	0	0.0		0
	8:00									0			0.0	0	0.0		0
	9:00									0			0.0	0	0.0		0
	10:00									0			0.0	0	0.0		0
	11:00									0			0.0	0	0.0		0
	12:00									0			0.0	0	0.0		0
	13:00									0			0.0	0	0.0		0
	14:00									0			0.0	0	0.0		0
	15:00									0			0.0	0	0.0		0
	16:00									0			0.0	0	0.0	6,486	6,486
	17:00		250	48						0			75.0	0	75.0		6,411
	18:00		225	48						0			150.0	0	225.0		6,261
	19:00		175	48						0			100.0	0	325.0		6,161
	20:00		150	48						0			80.0	0	405.0		6,081
21:00		150	48						0			80.0	0	485.0		6,001	
22:00		125	48						0			70.0	0	555.0		5,931	
23:00		100	48						0			60.0	0	615.0		5,871	
10/16/07	0:00		100	48					0			60.0	0	675.0		5,811	
	1:00		100	48					0			60.0	0	735.0		5,751	
	2:00		75	48					0			50.0	0	785.0		5,701	
	3:00		75	48					0			50.0	0	835.0		5,651	
	4:00		50	48					0			50.0	0	885.0		5,601	
	5:00		50	48					0			40.0	0	925.0		5,561	
	6:00		50	48					0			40.0	0	965.0		5,521	
	7:00								0			0.0	0	965.0		5,521	
	8:00								0			0.0	0	965.0		5,521	
	9:35								0			0.0	0	965.0		5,521	
	10:00								0			0.0	0	965.0		5,521	
	11:00								0			0.0	0	965.0		5,521	
	12:00								0			0.0	0	965.0		5,521	
	13:00								0			0.0	0	965.0		5,521	
	14:00								0			0.0	0	965.0	6,599	12,120	
	15:00		150	48					0			0.0	0	965.0		12,120	
	16:00		50	48					0			50.0	0	1015.0		12,070	
	17:00		25	48					0			30.0	0	1045.0		12,040	
	18:00		0	48					0			0.0	0	1045.0		12,040	
	19:00		0	48					0			0.0	0	1045.0		12,040	
	20:00		0	48					0			0.0	0	1045.0		12,040	
	21:35		0	48					0			0.0	0	1045.0		12,040	
	22:00		0	48					0			0.0	0	1045.0		12,040	
	23:00		0	48					0			0.0	0	1045.0		12,040	
10/17/07	0:00		0	48					0			0.0	0	1045.0		12,040	
	1:00		0	48					0			0.0	0	1045.0		12,040	
	2:00		0	48					0			0.0	0	1045.0		12,040	
	3:00		0	48					0			0.0	0	1045.0		12,040	
	4:00		0	48					0			0.0	0	1045.0		12,040	
	5:00		0	48					0			0.0	0	1045.0		12,040	
	6:00		0	48					0			0.0	0	1045.0		12,040	
	7:00								0			0.0	0	1045.0		12,040	
	8:00								0			0.0	0	1045.0		12,040	

Flowback by
Supervisor
Operators
Location Phn#

Cardinal Flow Testing
Alan Tayrien
Troy Smith
979-218-6488

Well Name
Operator
Representative

WGV 22-23-697
Williams Production
Keith Hoffland

								Totals From Below: 0						0 3,146.0		6,599	
Date	Time	Wellhead Data			Separator				Gas Production		Fluid Production			Cumulative Prod		Frac Water	
MM/DD/YYYY	hh/mm	Tubing Press Psig	Casing Press Psig	Choke Size Ins.	Static Press. Psig	Diff. INS. H2O	Temp °F	Gas %	Approx. Flowrate MMCF/D	Cum. Volume MMCF	Cond. Prod. BO	Tank Gauge In H2O	Water Prod. BW	Cond. Prod. BO	Water Prod. BW	Pumped (1) BW	Yet To Recover BW
	9:00									0			0.0	0	1045.0		12,040
	10:00									0			0.0	0	1045.0		12,040
	11:00									0			0.0	0	1045.0		12,040
	12:00									0			0.0	0	1045.0		12,040
	13:00									0			0.0	0	1045.0		12,040
	14:00									0			0.0	0	1045.0		12,040
	15:00									0			0.0	0	1045.0		12,040
	16:00									0			0.0	0	1045.0		12,040
	17:00									0			0.0	0	1045.0	4,676	16,716
	18:00		300	32						0			0.0	0	1045.0		16,716
	19:00		300	32						0			20.0	0	1065.0		16,696
	20:00		400	32						0			50.0	0	1115.0		16,646
	21:00		300	32						0			30.0	0	1145.0		16,616
	22:00		400	32						0			40.0	0	1185.0		16,576
	23:00		550	24						0			40.0	0	1225.0		16,536
10/18/07	0:00		650	24						0			60.0	0	1285.0		16,476
	1:00		650	24						0			60.0	0	1345.0		16,416
	2:00		625	24						0			60.0	0	1405.0		16,356
	3:00		600	24						0			60.0	0	1465.0		16,296
	4:00		600	24						0			60.0	0	1525.0		16,236
	5:00		600	24						0			50.0	0	1575.0		16,186
	6:00		600	24						0			60.0	0	1635.0		16,126
	7:00		500	24						0			40.0	0	1675.0		16,086
	8:00		450	24						0			40.0	0	1715.0		16,046
	9:00		400	32						0			40.0	0	1755.0		16,006
	10:00		375	32						0			34.0	0	1789.0		15,972
	11:00		400	32						0			34.0	0	1823.0		15,938
	12:00		400	32						0			30.0	0	1853.0		15,908
	13:00		400	32						0			30.0	0	1883.0		15,878
	14:00		375	32						0			34.0	0	1917.0		15,844
	15:00		350	32						0			40.0	0	1957.0		15,804
	16:00		350	32						0			30.0	0	1987.0		15,774
	17:00		350	32						0			30.0	0	2017.0		15,744
	18:00		350	32						0			30.0	0	2047.0		15,714
	19:00		300	32						0			34.0	0	2081.0		15,680
	20:00		300	32						0			25.0	0	2106.0		15,655
	21:00		300	32						0			30.0	0	2136.0		15,625
	22:00		300	32						0			30.0	0	2166.0		15,595
	23:00		325	32						0			30.0	0	2196.0		15,565
10/19/07	0:00		325	32						0			25.0	0	2221.0		15,540
	1:00		350	32						0			25.0	0	2246.0		15,515
	2:00		325	32						0			30.0	0	2276.0		15,485
	3:00		300	32						0			30.0	0	2306.0		15,455
	4:00		300	32						0			20.0	0	2326.0		15,435
	5:00		300	32						0			30.0	0	2356.0		15,405
	6:00		325	32						0			30.0	0	2386.0		15,375
	7:00		300	32						0			30.0	0	2416.0		15,345
	8:00		300	32						0			30.0	0	2446.0		15,315
	9:00		300	32						0			30.0	0	2476.0		15,285
	10:00		275	32						0			30.0	0	2506.0		15,255

Flowback by
Supervisor
Operators
Location Phn#

Cardinal Flow Testing
Alan Tayrien
Troy Smith
979-218-6488

Well Name
Operator
Representative

WGV 22-23-697
Williams Production
Keith Hoffland

							Totals From Below: 0							0	3,146.0	6,599	
Date	Time	Wellhead Data			Separator				Gas Production		Fluid Production			Cumulative Prod		Frac Water	
MM/DD/YYYY	hh/mm	Tubing Press Psig	Casing Press Psig	Choke Size Ins.	Static Press. Psig	Diff. INS. H2O	Temp °F	Gas %	Approx. Flowrate MMCF/D	Cum. Volume MMCF	Cond. Prod. BO	Tank Gauge In H2O	Water Prod. BW	Cond. Prod. BO	Water Prod. BW	Pumped (1) BW	Yet To Recover BW
	11:00		325	48						0			40.0	0	2546.0		15,215
	12:00		375	48						0			50.0	0	2596.0		15,165
	13:00		450	48						0			40.0	0	2636.0		15,125
	14:00		550	48						0			40.0	0	2676.0		15,085
	15:00		575	48						0			30.0	0	2706.0		15,055
	16:00		550	24						0			30.0	0	2736.0		15,025
	17:00		550	24						0			30.0	0	2766.0		14,995
	18:00		500	24						0			25.0	0	2791.0		14,970
	19:00		450	24						0			25.0	0	2816.0		14,945
	20:00		425	24						0			30.0	0	2846.0		14,915
	21:00		400	24						0			30.0	0	2876.0		14,885
	22:00		400	32						0			30.0	0	2906.0		14,855
	23:00		375	32						0			30.0	0	2936.0		14,825
10/20/07	0:00		375	32						0			30.0	0	2966.0		14,795
	1:00		400	32						0			30.0	0	2996.0		14,765
	2:00		425	32						0			30.0	0	3026.0		14,735
	3:00		450	32						0			30.0	0	3056.0		14,705
	4:00		475	32						0			30.0	0	3086.0		14,675
	5:00		525	32						0			30.0	0	3116.0		14,645
	6:00		525	24						0			30.0	0	3146.0		14,615
	7:00									0			0.0	0	3146.0		14,615
	8:00									0			0.0	0	3146.0		14,615
	9:00									0			0.0	0	3146.0		14,615
	10:00									0			0.0	0	3146.0		14,615
	11:00									0			0.0	0	3146.0		14,615
	12:00									0			0.0	0	3146.0		14,615
	13:00									0			0.0	0	3146.0		14,615
	14:00									0			0.0	0	3146.0		14,615
	15:00									0			0.0	0	3146.0		14,615
	16:00									0			0.0	0	3146.0		14,615
	17:00									0			0.0	0	3146.0		14,615
	18:00									0			0.0	0	3146.0		14,615
	19:00									0			0.0	0	3146.0		14,615
	20:00									0			0.0	0	3146.0		14,615
	21:00									0			0.0	0	3146.0		14,615
	22:00									0			0.0	0	3146.0		14,615
	23:00									0			0.0	0	3146.0		14,615
07/01/07	0:00									0			0.0	0	3146.0		14,615
	1:00									0			0.0	0	3146.0		14,615
	2:00									0			0.0	0	3146.0		14,615
	3:00									0			0.0	0	3146.0		14,615
	4:00									0			0.0	0	3146.0		14,615
	5:00									0			0.0	0	3146.0		14,615
	6:00									0			0.0	0	3146.0		14,615
	7:00									0			0.0	0	3146.0		14,615
	8:00									0			0.0	0	3146.0		14,615
	9:00									0			0.0	0	3146.0		14,615
	10:00									0			0.0	0	3146.0		14,615
	11:00									0			0.0	0	3146.0		14,615
	12:00									0			0.0	0	3146.0		14,615

Flowback by
Supervisor
Operators
Location Phn#

Cardinal Flow Testing
Alan Tayrien
Troy Smith
979-218-6488

Well Name
Operator
Representative

WGV 22-23-697
Williams Production
Keith Hoffland

Totals From Below: 0																		0	3,146.0	6,599
Date	Time	Wellhead Data			Separator			Gas		Gas Production		Fluid Production			Cumulative Prod		Frac Water			
MM/DD/YYYY	hh/mm	Tubing Press Psig	Casing Press Psig	Choke Size Ins.	Static Press. Psig	Diff. INS. H2O	Temp °F	Gas %	Approx. Flowrate MMCF/D	Cum. Volume MMCF	Cond. Prod. BO	Tank Gauge In H2O	Water Prod. BW	Cond. Prod. BO	Water Prod. BW	Pumped (1) BW	Yet To Recover BW			
	13:00									0			0.0	0	3146.0		14,615			
	14:00									0			0.0	0	3146.0		14,615			
	15:00									0			0.0	0	3146.0		14,615			
	16:00									0			0.0	0	3146.0		14,615			
	17:00									0			0.0	0	3146.0		14,615			
	18:00									0			0.0	0	3146.0		14,615			
	19:00									0			0.0	0	3146.0		14,615			
	20:00									0			0.0	0	3146.0		14,615			
	21:00									0			0.0	0	3146.0		14,615			
	22:00									0			0.0	0	3146.0		14,615			
	23:00									0			0.0	0	3146.0		14,615			
07/02/07	0:00									0			0.0	0	3146.0		14,615			
	1:00									0			0.0	0	3146.0		14,615			
	2:00									0			0.0	0	3146.0		14,615			
	3:00									0			0.0	0	3146.0		14,615			
	4:00									0			0.0	0	3146.0		14,615			
	5:00									0			0.0	0	3146.0		14,615			
	6:00									0			0.0	0	3146.0		14,615			
	7:00									0			0.0	0	3146.0		14,615			
	8:00									0			0.0	0	3146.0		14,615			
	9:00									0			0.0	0	3146.0		14,615			
	10:00									0			0.0	0	3146.0		14,615			
	11:00									0			0.0	0	3146.0		14,615			
	12:00									0			0.0	0	3146.0		14,615			
	13:00									0			0.0	0	3146.0		14,615			
	14:00									0			0.0	0	3146.0		14,615			
	15:00									0			0.0	0	3146.0		14,615			
	16:00									0			0.0	0	3146.0		14,615			
	17:00									0			0.0	0	3146.0		14,615			
	18:00									0			0.0	0	3146.0		14,615			
	19:00									0			0.0	0	3146.0		14,615			
	20:00									0			0.0	0	3146.0		14,615			
	21:00									0			0.0	0	3146.0		14,615			
	22:00									0			0.0	0	3146.0		14,615			
	23:00									0			0.0	0	3146.0		14,615			
07/03/07	0:00									0			0.0	0	3146.0		14,615			
	1:00									0			0.0	0	3146.0		14,615			
	2:00									0			0.0	0	3146.0		14,615			
	3:00									0			0.0	0	3146.0		14,615			
	4:00									0			0.0	0	3146.0		14,615			
	5:00									0			0.0	0	3146.0		14,615			
	6:00									0			0.0	0	3146.0		14,615			
	7:00									0			0.0	0	3146.0		14,615			
	8:00									0			0.0	0	3146.0		14,615			
	9:00									0			0.0	0	3146.0		14,615			
	10:00									0			0.0	0	3146.0		14,615			
	11:00									0			0.0	0	3146.0		14,615			
	12:00									0			0.0	0	3146.0		14,615			
	13:00									0			0.0	0	3146.0		14,615			
	14:00									0			0.0	0	3146.0		14,615			

Flowback by
Supervisor
Operators
Location Phn#

Cardinal Flow Testing
Alan Tayrien
Troy Smith
979-218-6488

Well Name
Operator
Representative

WGV 22-23-697
Williams Production
Keith Hoffland

								Totals From Below: 0						0 3,146.0		6,599	
Date	Time	Wellhead Data			Separator				Gas Production		Fluid Production			Cumulative Prod		Frac Water	
MM/DD/YYYY	hh/mm	Tubing Press Psig	Casing Press Psig	Choke Size Ins.	Static Press. Psig	Diff. INS. H2O	Temp °F	Gas %	Approx. Flowrate MMCF/D	Cum. Volume MMCF	Cond. Prod. BO	Tank Gauge In H2O	Water Prod. BW	Cond. Prod. BO	Water Prod. BW	Pumped (1) BW	Yet To Recover BW
	15:00									0			0.0	0	3146.0		14,615
	16:00									0			0.0	0	3146.0		14,615
	17:00									0			0.0	0	3146.0		14,615
	18:00									0			0.0	0	3146.0		14,615
	19:00									0			0.0	0	3146.0		14,615
	20:00									0			0.0	0	3146.0		14,615
	21:00									0			0.0	0	3146.0		14,615
	22:00									0			0.0	0	3146.0		14,615
	23:00									0			0.0	0	3146.0		14,615
07/04/07	0:00									0			0.0	0	3146.0		14,615
	1:00									0			0.0	0	3146.0		14,615
	2:00									0			0.0	0	3146.0		14,615
	3:00									0			0.0	0	3146.0		14,615
	4:00									0			0.0	0	3146.0		14,615
	5:00									0			0.0	0	3146.0		14,615
	6:00									0			0.0	0	3146.0		14,615
	7:00									0			0.0	0	3146.0		14,615
	8:00									0			0.0	0	3146.0		14,615
	9:00									0			0.0	0	3146.0		14,615
	10:00									0			0.0	0	3146.0		14,615
	11:00									0			0.0	0	3146.0		14,615
	12:00									0			0.0	0	3146.0		14,615
	13:00									0			0.0	0	3146.0		14,615
	14:00									0			0.0	0	3146.0		14,615
	15:00									0			0.0	0	3146.0		14,615
	16:00									0			0.0	0	3146.0		14,615
	17:00									0			0.0	0	3146.0		14,615
	18:00									0			0.0	0	3146.0		14,615
	19:00									0			0.0	0	3146.0		14,615
	20:00									0			0.0	0	3146.0		14,615
	21:00									0			0.0	0	3146.0		14,615
	22:00									0			0.0	0	3146.0		14,615
	23:00									0			0.0	0	3146.0		14,615
	0:00									0			0.0	0	3146.0		14,615
	1:00									0			0.0	0	3146.0		14,615
	2:00									0			0.0	0	3146.0		14,615
	3:00									0			0.0	0	3146.0		14,615
	4:00									0			0.0	0	3146.0		14,615
	5:00									0			0.0	0	3146.0		14,615
	6:00									0			0.0	0	3146.0		14,615
	7:00									0			0.0	0	3146.0		14,615
	8:00									0			0.0	0	3146.0		14,615
	9:00									0			0.0	0	3146.0		14,615
	10:00									0			0.0	0	3146.0		14,615
	11:00									0			0.0	0	3146.0		14,615
	12:00									0			0.0	0	3146.0		14,615
	13:00									0			0.0	0	3146.0		14,615
	14:00									0			0.0	0	3146.0		14,615
	15:00									0			0.0	0	3146.0		14,615
	16:00									0			0.0	0	3146.0		14,615

Flowback by
Supervisor
Operators
Location Phn#

Cardinal Flow Testing
Alan Tayrien
Troy Smith
979-218-6488

Well Name
Operator
Representative

WGV 22-23-697
Williams Production
Keith Hoffland

Totals From Below:									0					0		3,146.0		6,599	
Date	Time	Wellhead Data			Separator				Gas Production		Fluid Production			Cumulative Prod		Frac Water			
MM/DD/YYYY	hh/mm	Tubing Press Psig	Casing Press Psig	Choke Size Ins.	Static Press. Psig	Diff. INS. H2O	Temp °F	Gas %	Approx. Flowrate MMCF/D	Cum. Volume MMCF	Cond. Prod. BO	Tank Gauge In H2O	Water Prod. BW	Cond. Prod. BO	Water Prod. BW	Pumped (1) BW	Yet To Recover BW		
	17:00									0			0.0	0	3146.0		14,615		
	18:00									0			0.0	0	3146.0		14,615		
	19:00									0			0.0	0	3146.0		14,615		
	20:00									0			0.0	0	3146.0		14,615		
	21:00									0			0.0	0	3146.0		14,615		
	22:00									0			0.0	0	3146.0		14,615		
	23:00									0			0.0	0	3146.0		14,615		
	0:00									0			0.0	0	3146.0		14,615		
	1:00									0			0.0	0	3146.0		14,615		
	2:00									0			0.0	0	3146.0		14,615		
	3:00									0			0.0	0	3146.0		14,615		
	4:00									0			0.0	0	3146.0		14,615		
	5:00									0			0.0	0	3146.0		14,615		
	6:00									0			0.0	0	3146.0		14,615		
	7:00									0			0.0	0	3146.0		14,615		
	8:00									0			0.0	0	3146.0		14,615		
	9:00									0			0.0	0	3146.0		14,615		
	10:00									0			0.0	0	3146.0		14,615		
	11:00									0			0.0	0	3146.0		14,615		
	12:00									0			0.0	0	3146.0		14,615		
	13:00									0			0.0	0	3146.0		14,615		
	14:00									0			0.0	0	3146.0		14,615		
	15:00									0			0.0	0	3146.0		14,615		
	16:00									0			0.0	0	3146.0		14,615		
	17:00									0			0.0	0	3146.0		14,615		
	18:00									0			0.0	0	3146.0		14,615		
	19:00									0			0.0	0	3146.0		14,615		
	20:00									0			0.0	0	3146.0		14,615		
	21:00									0			0.0	0	3146.0		14,615		
	22:00									0			0.0	0	3146.0		14,615		
	23:00									0			0.0	0	3146.0		14,615		
	0:00									0			0.0	0	3146.0		14,615		
	1:00									0			0.0	0	3146.0		14,615		
	2:00									0			0.0	0	3146.0		14,615		
	3:00									0			0.0	0	3146.0		14,615		
	4:00									0			0.0	0	3146.0		14,615		
	5:00									0			0.0	0	3146.0		14,615		
	6:00									0			0.0	0	3146.0		14,615		
	7:00									0			0.0	0	3146.0		14,615		
	8:00									0			0.0	0	3146.0		14,615		
	9:00									0			0.0	0	3146.0		14,615		
	10:00									0			0.0	0	3146.0		14,615		
	11:00									0			0.0	0	3146.0		14,615		
	12:00									0			0.0	0	3146.0		14,615		
	13:00									0			0.0	0	3146.0		14,615		
	14:00									0			0.0	0	3146.0		14,615		
	15:00									0			0.0	0	3146.0		14,615		
	16:00									0			0.0	0	3146.0		14,615		
	17:00									0			0.0	0	3146.0		14,615		
	18:00									0			0.0	0	3146.0		14,615		

Flowback by
Supervisor
Operators
Location Phn#

Cardinal Flow Testing
Alan Tayrien
Troy Smith
979-218-6488

Well Name
Operator
Representative

WGV 22-23-697
Williams Production
Keith Hoffland

									Totals From Below: 0					0 3,146.0		6,599	
Date	Time	Wellhead Data			Separator				Gas Production		Fluid Production			Cumulative Prod		Frac Water	
MM/DD/YYYY	hh/mm	Tubing Press Psig	Casing Press Psig	Choke Size Ins.	Static Press. Psig	Diff. INS. H2O	Temp °F	Gas %	Approx. Flowrate MMCF/D	Cum. Volume MMCF	Cond. Prod. BO	Tank Gauge In H2O	Water Prod. BW	Cond. Prod. BO	Water Prod. BW	Pumped (1) BW	Yet To Recover BW
	19:00									0			0.0	0	3146.0		14,615
	20:00									0			0.0	0	3146.0		14,615
	21:00									0			0.0	0	3146.0		14,615
	22:00									0			0.0	0	3146.0		14,615
	23:00									0			0.0	0	3146.0		14,615
	0:00									0			0.0	0	3146.0		14,615
	1:00									0			0.0	0	3146.0		14,615
	2:00									0			0.0	0	3146.0		14,615
	3:00									0			0.0	0	3146.0		14,615
	4:00									0			0.0	0	3146.0		14,615
	5:00									0			0.0	0	3146.0		14,615
	6:00									0			0.0	0	3146.0		14,615
	7:00									0			0.0	0	3146.0		14,615
	8:00									0			0.0	0	3146.0		14,615
	9:00									0			0.0	0	3146.0		14,615
	10:00									0			0.0	0	3146.0		14,615
	11:00									0			0.0	0	3146.0		14,615
	12:00									0			0.0	0	3146.0		14,615
	13:00									0			0.0	0	3146.0		14,615
	14:00									0			0.0	0	3146.0		14,615
	15:00									0			0.0	0	3146.0		14,615
	16:00									0			0.0	0	3146.0		14,615
	17:00									0			0.0	0	3146.0		14,615
	18:00									0			0.0	0	3146.0		14,615
	19:00									0			0.0	0	3146.0		14,615
	20:00									0			0.0	0	3146.0		14,615
	21:00									0			0.0	0	3146.0		14,615
	22:00									0			0.0	0	3146.0		14,615
	23:00									0			0.0	0	3146.0		14,615
	0:00									0			0.0	0	3146.0		14,615
	1:00									0			0.0	0	3146.0		14,615
	2:00									0			0.0	0	3146.0		14,615
	3:00									0			0.0	0	3146.0		14,615
	4:00									0			0.0	0	3146.0		14,615
	5:00									0			0.0	0	3146.0		14,615
	6:00									0			0.0	0	3146.0		14,615
	7:00									0			0.0	0	3146.0		14,615
	8:00									0			0.0	0	3146.0		14,615
	9:00									0			0.0	0	3146.0		14,615
	10:00									0			0.0	0	3146.0		14,615
	11:00									0			0.0	0	3146.0		14,615
	12:00									0			0.0	0	3146.0		14,615
	13:00									0			0.0	0	3146.0		14,615
	14:00									0			0.0	0	3146.0		14,615
	15:00									0			0.0	0	3146.0		14,615
	16:00									0			0.0	0	3146.0		14,615
	17:00									0			0.0	0	3146.0		14,615
	18:00									0			0.0	0	3146.0		14,615
	19:00									0			0.0	0	3146.0		14,615
	20:00									0			0.0	0	3146.0		14,615

Flowback by
Supervisor
Operators
Location Phn#

Cardinal Flow Testing
Alan Tayrien
Troy Smith
979-218-6488

Well Name
Operator
Representative

WGV 22-23-697
Williams Production
Keith Hoffland

							Totals From Below: 0							0 3,146.0		6,599	
Date	Time	Wellhead Data			Separator				Gas Production		Fluid Production			Cumulative Prod		Frac Water	
MM/DD/YYYY	hh/mm	Tubing Press Psig	Casing Press Psig	Choke Size Ins.	Static Press. Psig	Diff. INS. H2O	Temp °F	Gas %	Approx. Flowrate MMCF/D	Cum. Volume MMCF	Cond. Prod. BO	Tank Gauge In H2O	Water Prod. BW	Cond. Prod. BO	Water Prod. BW	Pumped (1) BW	Yet To Recover BW
	21:00									0			0.0	0	3146.0		14,615
	22:00									0			0.0	0	3146.0		14,615
	23:00									0			0.0	0	3146.0		14,615
	0:00									0			0.0	0	3146.0		14,615
	1:00									0			0.0	0	3146.0		14,615
	2:00									0			0.0	0	3146.0		14,615
	3:00									0			0.0	0	3146.0		14,615
	4:00									0			0.0	0	3146.0		14,615
	5:00									0			0.0	0	3146.0		14,615
	6:00									0			0.0	0	3146.0		14,615
	7:00									0			0.0	0	3146.0		14,615
	8:00									0			0.0	0	3146.0		14,615
	9:00									0			0.0	0	3146.0		14,615
	10:00									0			0.0	0	3146.0		14,615
	11:00									0			0.0	0	3146.0		14,615
	12:00									0			0.0	0	3146.0		14,615
	13:00									0			0.0	0	3146.0		14,615
	14:00									0			0.0	0	3146.0		14,615
	15:00									0			0.0	0	3146.0		14,615
	16:00									0			0.0	0	3146.0		14,615
	17:00									0			0.0	0	3146.0		14,615
	18:00									0			0.0	0	3146.0		14,615
	19:00									0			0.0	0	3146.0		14,615
	20:00									0			0.0	0	3146.0		14,615
	21:00									0			0.0	0	3146.0		14,615
	22:00									0			0.0	0	3146.0		14,615
	23:00									0			0.0	0	3146.0		14,615
	0:00									0			0.0	0	3146.0		14,615
	1:00									0			0.0	0	3146.0		14,615
	2:00									0			0.0	0	3146.0		14,615
	3:00									0			0.0	0	3146.0		14,615
	4:00									0			0.0	0	3146.0		14,615
	5:00									0			0.0	0	3146.0		14,615
	6:00									0			0.0	0	3146.0		14,615
	7:00									0			0.0	0	3146.0		14,615
	8:00									0			0.0	0	3146.0		14,615
	9:00									0			0.0	0	3146.0		14,615
	10:00									0			0.0	0	3146.0		14,615
	11:00									0			0.0	0	3146.0		14,615
	12:00									0			0.0	0	3146.0		14,615
	13:00									0			0.0	0	3146.0		14,615
	14:00									0			0.0	0	3146.0		14,615
	15:00									0			0.0	0	3146.0		14,615
	16:00									0			0.0	0	3146.0		14,615
	17:00									0			0.0	0	3146.0		14,615
	18:00									0			0.0	0	3146.0		14,615
	19:00									0			0.0	0	3146.0		14,615
	20:00									0			0.0	0	3146.0		14,615
	21:00									0			0.0	0	3146.0		14,615
	22:00									0			0.0	0	3146.0		14,615

Flowback by
Supervisor
Operators
Location Phn#

Cardinal Flow Testing
Alan Tayrien
Troy Smith
979-218-6488

Well Name
Operator
Representative

WGV 22-23-697
Williams Production
Keith Hoffland

Totals From Below:									0					0		3,146.0		6,599	
Date	Time	Wellhead Data			Separator				Gas Production		Fluid Production			Cumulative Prod		Frac Water			
MM/DD/YYYY	hh/mm	Tubing Press Psig	Casing Press Psig	Choke Size Ins.	Static Press. Psig	Diff. INS. H2O	Temp °F	Gas %	Approx. Flowrate MMCF/D	Cum. Volume MMCF	Cond. Prod. BO	Tank Gauge In H2O	Water Prod. BW	Cond. Prod. BO	Water Prod. BW	Pumped (1) BW	Yet To Recover BW		
	23:00									0			0.0	0	3146.0		14,615		
	0:00									0			0.0	0	3146.0		14,615		
	1:00									0			0.0	0	3146.0		14,615		
	2:00									0			0.0	0	3146.0		14,615		
	3:00									0			0.0	0	3146.0		14,615		
	4:00									0			0.0	0	3146.0		14,615		
	5:00									0			0.0	0	3146.0		14,615		
	6:00									0			0.0	0	3146.0		14,615		
	7:00									0			0.0	0	3146.0		14,615		
	8:00									0			0.0	0	3146.0		14,615		
	9:00									0			0.0	0	3146.0		14,615		
	10:00									0			0.0	0	3146.0		14,615		
	11:00									0			0.0	0	3146.0		14,615		
	12:00									0			0.0	0	3146.0		14,615		
	13:00									0			0.0	0	3146.0		14,615		
	14:00									0			0.0	0	3146.0		14,615		
	15:00									0			0.0	0	3146.0		14,615		
	16:00									0			0.0	0	3146.0		14,615		
	17:00									0			0.0	0	3146.0		14,615		
	18:00									0			0.0	0	3146.0		14,615		
	19:00									0			0.0	0	3146.0		14,615		
	20:00									0			0.0	0	3146.0		14,615		
	21:00									0			0.0	0	3146.0		14,615		
	22:00									0			0.0	0	3146.0		14,615		
	23:00									0			0.0	0	3146.0		14,615		
	0:00									0			0.0	0	3146.0		14,615		
	1:00									0			0.0	0	3146.0		14,615		
	2:00									0			0.0	0	3146.0		14,615		
	3:00									0			0.0	0	3146.0		14,615		
	4:00									0			0.0	0	3146.0		14,615		
	5:00									0			0.0	0	3146.0		14,615		
	6:00									0			0.0	0	3146.0		14,615		
	7:00									0			0.0	0	3146.0		14,615		
	8:00									0			0.0	0	3146.0		14,615		
	9:00									0			0.0	0	3146.0		14,615		
	10:00									0			0.0	0	3146.0		14,615		
	11:00									0			0.0	0	3146.0		14,615		
	12:00									0			0.0	0	3146.0		14,615		
	13:00									0			0.0	0	3146.0		14,615		
	14:00									0			0.0	0	3146.0		14,615		
	15:00									0			0.0	0	3146.0		14,615		
	16:00									0			0.0	0	3146.0		14,615		
	17:00									0			0.0	0	3146.0		14,615		
	18:00									0			0.0	0	3146.0		14,615		
	19:00									0			0.0	0	3146.0		14,615		
	20:00									0			0.0	0	3146.0		14,615		
	21:00									0			0.0	0	3146.0		14,615		
	22:00									0			0.0	0	3146.0		14,615		
	23:00									0			0.0	0	3146.0		14,615		
	0:00									0			0.0	0	3146.0		14,615		

Flowback by
Supervisor
Operators
Location Phn#

Cardinal Flow Testing
Alan Tayrien
Troy Smith
979-218-6488

Well Name
Operator
Representative

WGV 22-23-697
Williams Production
Keith Hoffland

								Totals From Below: 0						0 3,146.0		6,599	
Date	Time	Wellhead Data			Separator				Gas Production		Fluid Production			Cumulative Prod		Frac Water	
MM/DD/YYYY	hh/mm	Tubing Press Psig	Casing Press Psig	Choke Size Ins.	Static Press. Psig	Diff. INS. H2O	Temp °F	Gas %	Approx. Flowrate MMCF/D	Cum. Volume MMCF	Cond. Prod. BO	Tank Gauge In H2O	Water Prod. BW	Cond. Prod. BO	Water Prod. BW	Pumped (1) BW	Yet To Recover BW
	1:00									0			0.0	0	3146.0		14,615
	2:00									0			0.0	0	3146.0		14,615
	3:00									0			0.0	0	3146.0		14,615
	4:00									0			0.0	0	3146.0		14,615
	5:00									0			0.0	0	3146.0		14,615
	6:00									0			0.0	0	3146.0		14,615
	7:00									0			0.0	0	3146.0		14,615
	8:00									0			0.0	0	3146.0		14,615
	9:00									0			0.0	0	3146.0		14,615
	10:00									0			0.0	0	3146.0		14,615
	11:00									0			0.0	0	3146.0		14,615
	12:00									0			0.0	0	3146.0		14,615
	13:00									0			0.0	0	3146.0		14,615
	14:00									0			0.0	0	3146.0		14,615
	15:00									0			0.0	0	3146.0		14,615
	16:00									0			0.0	0	3146.0		14,615
	17:00									0			0.0	0	3146.0		14,615
	18:00									0			0.0	0	3146.0		14,615
	19:00									0			0.0	0	3146.0		14,615
	20:00									0			0.0	0	3146.0		14,615
	21:00									0			0.0	0	3146.0		14,615
	22:00									0			0.0	0	3146.0		14,615
	23:00									0			0.0	0	3146.0		14,615
	0:00									0			0.0	0	3146.0		14,615
	1:00									0			0.0	0	3146.0		14,615
	2:00									0			0.0	0	3146.0		14,615
	3:00									0			0.0	0	3146.0		14,615
	4:00									0			0.0	0	3146.0		14,615
	5:00									0			0.0	0	3146.0		14,615
	6:00									0			0.0	0	3146.0		14,615
	7:00									0			0.0	0	3146.0		14,615
	8:00									0			0.0	0	3146.0		14,615
	9:00									0			0.0	0	3146.0		14,615
	10:00									0			0.0	0	3146.0		14,615
	11:00									0			0.0	0	3146.0		14,615
	12:00									0			0.0	0	3146.0		14,615
	13:00									0			0.0	0	3146.0		14,615
	14:00									0			0.0	0	3146.0		14,615
	15:00									0			0.0	0	3146.0		14,615
	16:00									0			0.0	0	3146.0		14,615
	17:00									0			0.0	0	3146.0		14,615
	18:00									0			0.0	0	3146.0		14,615
	19:00									0			0.0	0	3146.0		14,615
	20:00									0			0.0	0	3146.0		14,615
	21:00									0			0.0	0	3146.0		14,615
	22:00									0			0.0	0	3146.0		14,615
	23:00									0			0.0	0	3146.0		14,615

Flowback by
Supervisor
Operators
Location Phn#

Cardinal Flow Testing
Alan Tayrien
Troy Smith
979-218-6488

Well Name
Operator
Representative

WGV 22-23-697
Williams Production
Keith Hoffland

								Totals From Below: 0						0 3,646.0		6,599	
Date	Time	Wellhead Data			Separator				Gas Production		Fluid Production			Cumulative Prod		Frac Water	
MM/DD/YYYY	hh/mm	Tubing Press Psig	Casing Press Psig	Choke Size Ins.	Static Press. Psig	Diff. INS. H2O	Temp °F	Gas %	Approx. Flowrate MMCF/D	Cum. Volume MMCF	Cond. Prod. BO	Tank Gauge In H2O	Water Prod. BW	Cond. Prod. BO	Water Prod. BW	Pumped (1) BW	Yet To Recover BW
10/15/07	7:00									0			0.0	0	0.0		0
	8:00									0			0.0	0	0.0		0
	9:00									0			0.0	0	0.0		0
	10:00									0			0.0	0	0.0		0
	11:00									0			0.0	0	0.0		0
	12:00									0			0.0	0	0.0		0
	13:00									0			0.0	0	0.0		0
	14:00									0			0.0	0	0.0		0
	15:00									0			0.0	0	0.0		0
	16:00									0			0.0	0	0.0	6,486	6,486
	17:00		250	48						0			75.0	0	75.0		6,411
	18:00		225	48						0			150.0	0	225.0		6,261
	19:00		175	48						0			100.0	0	325.0		6,161
	20:00		150	48						0			80.0	0	405.0		6,081
	21:00		150	48						0			80.0	0	485.0		6,001
	22:00		125	48						0			70.0	0	555.0		5,931
	23:00		100	48						0			60.0	0	615.0		5,871
10/16/07	0:00		100	48						0			60.0	0	675.0		5,811
	1:00		100	48						0			60.0	0	735.0		5,751
	2:00		75	48						0			50.0	0	785.0		5,701
	3:00		75	48						0			50.0	0	835.0		5,651
	4:00		50	48						0			50.0	0	885.0		5,601
	5:00		50	48						0			40.0	0	925.0		5,561
	6:00		50	48						0			40.0	0	965.0		5,521
	7:00									0			0.0	0	965.0		5,521
	8:00									0			0.0	0	965.0		5,521
	9:35									0			0.0	0	965.0		5,521
	10:00									0			0.0	0	965.0		5,521
	11:00									0			0.0	0	965.0		5,521
	12:00									0			0.0	0	965.0		5,521
	13:00									0			0.0	0	965.0		5,521
	14:00									0			0.0	0	965.0	6,599	12,120
	15:00		150	48						0			0.0	0	965.0		12,120
	16:00		50	48						0			50.0	0	1015.0		12,070
	17:00		25	48						0			30.0	0	1045.0		12,040
	18:00		0	48						0			0.0	0	1045.0		12,040
	19:00		0	48						0			0.0	0	1045.0		12,040
	20:00		0	48						0			0.0	0	1045.0		12,040
	21:35		0	48						0			0.0	0	1045.0		12,040
	22:00		0	48						0			0.0	0	1045.0		12,040
	23:00		0	48						0			0.0	0	1045.0		12,040
10/17/07	0:00		0	48						0			0.0	0	1045.0		12,040
	1:00		0	48						0			0.0	0	1045.0		12,040
	2:00		0	48						0			0.0	0	1045.0		12,040
	3:00		0	48						0			0.0	0	1045.0		12,040
	4:00		0	48						0			0.0	0	1045.0		12,040
	5:00		0	48						0			0.0	0	1045.0		12,040
	6:00		0	48						0			0.0	0	1045.0		12,040
	7:00									0			0.0	0	1045.0		12,040
	8:00									0			0.0	0	1045.0		12,040

Flowback by
Supervisor
Operators
Location Phn#

Cardinal Flow Testing
Alan Tayrien
Troy Smith
979-218-6488

Well Name
Operator
Representative

WGV 22-23-697
Williams Production
Keith Hoffland

							Totals From Below: 0							0 3,646.0		6,599	
Date	Time	Wellhead Data			Separator				Gas Production		Fluid Production			Cumulative Prod		Frac Water	
MM/DD/YYYY	hh/mm	Tubing Press Psig	Casing Press Psig	Choke Size Ins.	Static Press. Psig	Diff. INS. H2O	Temp °F	Gas %	Approx. Flowrate MMCF/D	Cum. Volume MMCF	Cond. Prod. BO	Tank Gauge In H2O	Water Prod. BW	Cond. Prod. BO	Water Prod. BW	Pumped (1) BW	Yet To Recover BW
	9:00									0			0.0	0	1045.0		12,040
	10:00									0			0.0	0	1045.0		12,040
	11:00									0			0.0	0	1045.0		12,040
	12:00									0			0.0	0	1045.0		12,040
	13:00									0			0.0	0	1045.0		12,040
	14:00									0			0.0	0	1045.0		12,040
	15:00									0			0.0	0	1045.0		12,040
	16:00									0			0.0	0	1045.0		12,040
	17:00									0			0.0	0	1045.0	4,676	16,716
	18:00		300	32						0			0.0	0	1045.0		16,716
	19:00		300	32						0			20.0	0	1065.0		16,696
	20:00		400	32						0			50.0	0	1115.0		16,646
	21:00		300	32						0			30.0	0	1145.0		16,616
	22:00		400	32						0			40.0	0	1185.0		16,576
	23:00		550	24						0			40.0	0	1225.0		16,536
10/18/07	0:00		650	24						0			60.0	0	1285.0		16,476
	1:00		650	24						0			60.0	0	1345.0		16,416
	2:00		625	24						0			60.0	0	1405.0		16,356
	3:00		600	24						0			60.0	0	1465.0		16,296
	4:00		600	24						0			60.0	0	1525.0		16,236
	5:00		600	24						0			50.0	0	1575.0		16,186
	6:00		600	24						0			60.0	0	1635.0		16,126
	7:00		500	24						0			40.0	0	1675.0		16,086
	8:00		450	24						0			40.0	0	1715.0		16,046
	9:00		400	32						0			40.0	0	1755.0		16,006
	10:00		375	32						0			34.0	0	1789.0		15,972
	11:00		400	32						0			34.0	0	1823.0		15,938
	12:00		400	32						0			30.0	0	1853.0		15,908
	13:00		400	32						0			30.0	0	1883.0		15,878
	14:00		375	32						0			34.0	0	1917.0		15,844
	15:00		350	32						0			40.0	0	1957.0		15,804
	16:00		350	32						0			30.0	0	1987.0		15,774
	17:00		350	32						0			30.0	0	2017.0		15,744
	18:00		350	32						0			30.0	0	2047.0		15,714
	19:00		300	32						0			34.0	0	2081.0		15,680
	20:00		300	32						0			25.0	0	2106.0		15,655
	21:00		300	32						0			30.0	0	2136.0		15,625
	22:00		300	32						0			30.0	0	2166.0		15,595
	23:00		325	32						0			30.0	0	2196.0		15,565
10/19/07	0:00		325	32						0			25.0	0	2221.0		15,540
	1:00		350	32						0			25.0	0	2246.0		15,515
	2:00		325	32						0			30.0	0	2276.0		15,485
	3:00		300	32						0			30.0	0	2306.0		15,455
	4:00		300	32						0			20.0	0	2326.0		15,435
	5:00		300	32						0			30.0	0	2356.0		15,405
	6:00		325	32						0			30.0	0	2386.0		15,375
	7:00		300	32						0			30.0	0	2416.0		15,345
	8:00		300	32						0			30.0	0	2446.0		15,315
	9:00		300	32						0			30.0	0	2476.0		15,285
	10:00		275	32						0			30.0	0	2506.0		15,255

Flowback by
Supervisor
Operators
Location Phn#

Cardinal Flow Testing
Alan Tayrien
Troy Smith
979-218-6488

Well Name
Operator
Representative

WGV 22-23-697
Williams Production
Keith Hoffland

							Totals From Below: 0							0 3,646.0		6,599	
Date	Time	Wellhead Data			Separator				Gas Production		Fluid Production			Cumulative Prod		Frac Water	
MM/DD/YYYY	hh/mm	Tubing Press Psig	Casing Press Psig	Choke Size Ins.	Static Press. Psig	Diff. INS. H2O	Temp °F	Gas %	Approx. Flowrate MMCF/D	Cum. Volume MMCF	Cond. Prod. BO	Tank Gauge In H2O	Water Prod. BW	Cond. Prod. BO	Water Prod. BW	Pumped (1) BW	Yet To Recover BW
	11:00		325	48						0			40.0	0	2546.0		15,215
	12:00		375	48						0			50.0	0	2596.0		15,165
	13:00		450	48						0			40.0	0	2636.0		15,125
	14:00		550	48						0			40.0	0	2676.0		15,085
	15:00		575	48						0			30.0	0	2706.0		15,055
	16:00		550	24						0			30.0	0	2736.0		15,025
	17:00		550	24						0			30.0	0	2766.0		14,995
	18:00		500	24						0			25.0	0	2791.0		14,970
	19:00		450	24						0			25.0	0	2816.0		14,945
	20:00		425	24						0			30.0	0	2846.0		14,915
	21:00		400	24						0			30.0	0	2876.0		14,885
	22:00		400	32						0			30.0	0	2906.0		14,855
	23:00		375	32						0			30.0	0	2936.0		14,825
10/20/07	0:00		375	32						0			30.0	0	2966.0		14,795
	1:00		400	32						0			30.0	0	2996.0		14,765
	2:00		425	32						0			30.0	0	3026.0		14,735
	3:00		450	32						0			30.0	0	3056.0		14,705
	4:00		475	32						0			30.0	0	3086.0		14,675
	5:00		525	32						0			30.0	0	3116.0		14,645
	6:00		525	24						0			30.0	0	3146.0		14,615
	7:00		600	24						0			20.0	0	3166.0		14,595
	8:00		600	24						0			20.0	0	3186.0		14,575
	9:00		600	24						0			20.0	0	3206.0		14,555
	10:00		600	24						0			20.0	0	3226.0		14,535
	11:00		600	24						0			20.0	0	3246.0		14,515
	12:00		600	24						0			20.0	0	3266.0		14,495
	13:00		550	24						0			30.0	0	3296.0		14,465
	14:00		600	24						0			20.0	0	3316.0		14,445
	15:00		600	24						0			30.0	0	3346.0		14,415
	16:00		600	24						0			20.0	0	3366.0		14,395
	17:00		600	24						0			20.0	0	3386.0		14,375
	18:00		625	24						0			20.0	0	3406.0		14,355
	19:00		625	24						0			20.0	0	3426.0		14,335
	20:00		625	24						0			20.0	0	3446.0		14,315
	21:00		650	24						0			20.0	0	3466.0		14,295
	22:00		650	24						0			20.0	0	3486.0		14,275
	23:00		650	24						0			20.0	0	3506.0		14,255
07/01/07	0:00		650	24						0			20.0	0	3526.0		14,235
	1:00		675	24						0			20.0	0	3546.0		14,215
	2:00		675	24						0			20.0	0	3566.0		14,195
	3:00		675	24						0			20.0	0	3586.0		14,175
	4:00		675	24						0			20.0	0	3606.0		14,155
	5:00		675	24						0			20.0	0	3626.0		14,135
	6:00		675	24						0			20.0	0	3646.0		14,115
	7:00									0			0.0	0	3646.0		14,115
	8:00									0			0.0	0	3646.0		14,115
	9:00									0			0.0	0	3646.0		14,115
	10:00									0			0.0	0	3646.0		14,115
	11:00									0			0.0	0	3646.0		14,115
	12:00									0			0.0	0	3646.0		14,115

Flowback by
Supervisor
Operators
Location Phn#

Cardinal Flow Testing
Alan Tayrien
Troy Smith
979-218-6488

Well Name
Operator
Representative

WGV 22-23-697
Williams Production
Keith Hoffland

								Totals From Below: 0						0 3,646.0		6,599	
Date	Time	Wellhead Data			Separator				Gas Production		Fluid Production			Cumulative Prod		Frac Water	
MM/DD/YYYY	hh/mm	Tubing Press Psig	Casing Press Psig	Choke Size Ins.	Static Press. Psig	Diff. INS. H2O	Temp °F	Gas %	Approx. Flowrate MMCF/D	Cum. Volume MMCF	Cond. Prod. BO	Tank Gauge In H2O	Water Prod. BW	Cond. Prod. BO	Water Prod. BW	Pumped (1) BW	Yet To Recover BW
	13:00									0			0.0	0	3646.0		14,115
	14:00									0			0.0	0	3646.0		14,115
	15:00									0			0.0	0	3646.0		14,115
	16:00									0			0.0	0	3646.0		14,115
	17:00									0			0.0	0	3646.0		14,115
	18:00									0			0.0	0	3646.0		14,115
	19:00									0			0.0	0	3646.0		14,115
	20:00									0			0.0	0	3646.0		14,115
	21:00									0			0.0	0	3646.0		14,115
	22:00									0			0.0	0	3646.0		14,115
	23:00									0			0.0	0	3646.0		14,115
07/02/07	0:00									0			0.0	0	3646.0		14,115
	1:00									0			0.0	0	3646.0		14,115
	2:00									0			0.0	0	3646.0		14,115
	3:00									0			0.0	0	3646.0		14,115
	4:00									0			0.0	0	3646.0		14,115
	5:00									0			0.0	0	3646.0		14,115
	6:00									0			0.0	0	3646.0		14,115
	7:00									0			0.0	0	3646.0		14,115
	8:00									0			0.0	0	3646.0		14,115
	9:00									0			0.0	0	3646.0		14,115
	10:00									0			0.0	0	3646.0		14,115
	11:00									0			0.0	0	3646.0		14,115
	12:00									0			0.0	0	3646.0		14,115
	13:00									0			0.0	0	3646.0		14,115
	14:00									0			0.0	0	3646.0		14,115
	15:00									0			0.0	0	3646.0		14,115
	16:00									0			0.0	0	3646.0		14,115
	17:00									0			0.0	0	3646.0		14,115
	18:00									0			0.0	0	3646.0		14,115
	19:00									0			0.0	0	3646.0		14,115
	20:00									0			0.0	0	3646.0		14,115
	21:00									0			0.0	0	3646.0		14,115
	22:00									0			0.0	0	3646.0		14,115
	23:00									0			0.0	0	3646.0		14,115
07/03/07	0:00									0			0.0	0	3646.0		14,115
	1:00									0			0.0	0	3646.0		14,115
	2:00									0			0.0	0	3646.0		14,115
	3:00									0			0.0	0	3646.0		14,115
	4:00									0			0.0	0	3646.0		14,115
	5:00									0			0.0	0	3646.0		14,115
	6:00									0			0.0	0	3646.0		14,115
	7:00									0			0.0	0	3646.0		14,115
	8:00									0			0.0	0	3646.0		14,115
	9:00									0			0.0	0	3646.0		14,115
	10:00									0			0.0	0	3646.0		14,115
	11:00									0			0.0	0	3646.0		14,115
	12:00									0			0.0	0	3646.0		14,115
	13:00									0			0.0	0	3646.0		14,115
	14:00									0			0.0	0	3646.0		14,115

Flowback by
Supervisor
Operators
Location Phn#

Cardinal Flow Testing
Alan Tayrien
Troy Smith
979-218-6488

Well Name
Operator
Representative

WGV 22-23-697
Williams Production
Keith Hoffland

							Totals From Below: 0							0 3,646.0		6,599	
Date	Time	Wellhead Data			Separator				Gas Production		Fluid Production			Cumulative Prod		Frac Water	
MM/DD/YYYY	hh/mm	Tubing Press Psig	Casing Press Psig	Choke Size Ins.	Static Press. Psig	Diff. INS. H2O	Temp °F	Gas %	Approx. Flowrate MMCF/D	Cum. Volume MMCF	Cond. Prod. BO	Tank Gauge In H2O	Water Prod. BW	Cond. Prod. BO	Water Prod. BW	Pumped (1) BW	Yet To Recover BW
	15:00									0			0.0	0	3646.0		14,115
	16:00									0			0.0	0	3646.0		14,115
	17:00									0			0.0	0	3646.0		14,115
	18:00									0			0.0	0	3646.0		14,115
	19:00									0			0.0	0	3646.0		14,115
	20:00									0			0.0	0	3646.0		14,115
	21:00									0			0.0	0	3646.0		14,115
	22:00									0			0.0	0	3646.0		14,115
	23:00									0			0.0	0	3646.0		14,115
07/04/07	0:00									0			0.0	0	3646.0		14,115
	1:00									0			0.0	0	3646.0		14,115
	2:00									0			0.0	0	3646.0		14,115
	3:00									0			0.0	0	3646.0		14,115
	4:00									0			0.0	0	3646.0		14,115
	5:00									0			0.0	0	3646.0		14,115
	6:00									0			0.0	0	3646.0		14,115
	7:00									0			0.0	0	3646.0		14,115
	8:00									0			0.0	0	3646.0		14,115
	9:00									0			0.0	0	3646.0		14,115
	10:00									0			0.0	0	3646.0		14,115
	11:00									0			0.0	0	3646.0		14,115
	12:00									0			0.0	0	3646.0		14,115
	13:00									0			0.0	0	3646.0		14,115
	14:00									0			0.0	0	3646.0		14,115
	15:00									0			0.0	0	3646.0		14,115
	16:00									0			0.0	0	3646.0		14,115
	17:00									0			0.0	0	3646.0		14,115
	18:00									0			0.0	0	3646.0		14,115
	19:00									0			0.0	0	3646.0		14,115
	20:00									0			0.0	0	3646.0		14,115
	21:00									0			0.0	0	3646.0		14,115
	22:00									0			0.0	0	3646.0		14,115
	23:00									0			0.0	0	3646.0		14,115
	0:00									0			0.0	0	3646.0		14,115
	1:00									0			0.0	0	3646.0		14,115
	2:00									0			0.0	0	3646.0		14,115
	3:00									0			0.0	0	3646.0		14,115
	4:00									0			0.0	0	3646.0		14,115
	5:00									0			0.0	0	3646.0		14,115
	6:00									0			0.0	0	3646.0		14,115
	7:00									0			0.0	0	3646.0		14,115
	8:00									0			0.0	0	3646.0		14,115
	9:00									0			0.0	0	3646.0		14,115
	10:00									0			0.0	0	3646.0		14,115
	11:00									0			0.0	0	3646.0		14,115
	12:00									0			0.0	0	3646.0		14,115
	13:00									0			0.0	0	3646.0		14,115
	14:00									0			0.0	0	3646.0		14,115
	15:00									0			0.0	0	3646.0		14,115
	16:00									0			0.0	0	3646.0		14,115

Flowback by
Supervisor
Operators
Location Phn#

Cardinal Flow Testing
Alan Tayrien
Troy Smith
979-218-6488

Well Name
Operator
Representative

WGV 22-23-697
Williams Production
Keith Hoffland

Totals From Below:									0					0		3,646.0		6,599	
Date	Time	Wellhead Data			Separator				Gas Production		Fluid Production			Cumulative Prod		Frac Water			
MM/DD/YYYY	hh/mm	Tubing Press Psig	Casing Press Psig	Choke Size Ins.	Static Press. Psig	Diff. INS. H2O	Temp °F	Gas %	Approx. Flowrate MMCF/D	Cum. Volume MMCF	Cond. Prod. BO	Tank Gauge In H2O	Water Prod. BW	Cond. Prod. BO	Water Prod. BW	Pumped (1) BW	Yet To Recover BW		
	17:00									0			0.0	0	3646.0		14,115		
	18:00									0			0.0	0	3646.0		14,115		
	19:00									0			0.0	0	3646.0		14,115		
	20:00									0			0.0	0	3646.0		14,115		
	21:00									0			0.0	0	3646.0		14,115		
	22:00									0			0.0	0	3646.0		14,115		
	23:00									0			0.0	0	3646.0		14,115		
	0:00									0			0.0	0	3646.0		14,115		
	1:00									0			0.0	0	3646.0		14,115		
	2:00									0			0.0	0	3646.0		14,115		
	3:00									0			0.0	0	3646.0		14,115		
	4:00									0			0.0	0	3646.0		14,115		
	5:00									0			0.0	0	3646.0		14,115		
	6:00									0			0.0	0	3646.0		14,115		
	7:00									0			0.0	0	3646.0		14,115		
	8:00									0			0.0	0	3646.0		14,115		
	9:00									0			0.0	0	3646.0		14,115		
	10:00									0			0.0	0	3646.0		14,115		
	11:00									0			0.0	0	3646.0		14,115		
	12:00									0			0.0	0	3646.0		14,115		
	13:00									0			0.0	0	3646.0		14,115		
	14:00									0			0.0	0	3646.0		14,115		
	15:00									0			0.0	0	3646.0		14,115		
	16:00									0			0.0	0	3646.0		14,115		
	17:00									0			0.0	0	3646.0		14,115		
	18:00									0			0.0	0	3646.0		14,115		
	19:00									0			0.0	0	3646.0		14,115		
	20:00									0			0.0	0	3646.0		14,115		
	21:00									0			0.0	0	3646.0		14,115		
	22:00									0			0.0	0	3646.0		14,115		
	23:00									0			0.0	0	3646.0		14,115		
	0:00									0			0.0	0	3646.0		14,115		
	1:00									0			0.0	0	3646.0		14,115		
	2:00									0			0.0	0	3646.0		14,115		
	3:00									0			0.0	0	3646.0		14,115		
	4:00									0			0.0	0	3646.0		14,115		
	5:00									0			0.0	0	3646.0		14,115		
	6:00									0			0.0	0	3646.0		14,115		
	7:00									0			0.0	0	3646.0		14,115		
	8:00									0			0.0	0	3646.0		14,115		
	9:00									0			0.0	0	3646.0		14,115		
	10:00									0			0.0	0	3646.0		14,115		
	11:00									0			0.0	0	3646.0		14,115		
	12:00									0			0.0	0	3646.0		14,115		
	13:00									0			0.0	0	3646.0		14,115		
	14:00									0			0.0	0	3646.0		14,115		
	15:00									0			0.0	0	3646.0		14,115		
	16:00									0			0.0	0	3646.0		14,115		
	17:00									0			0.0	0	3646.0		14,115		
	18:00									0			0.0	0	3646.0		14,115		

Flowback by
Supervisor
Operators
Location Phn#

Cardinal Flow Testing
Alan Tayrien
Troy Smith
979-218-6488

Well Name
Operator
Representative

WGV 22-23-697
Williams Production
Keith Hoffland

Totals From Below:									0					0		3,646.0		6,599	
Date	Time	Wellhead Data			Separator				Gas Production		Fluid Production			Cumulative Prod		Frac Water			
MM/DD/YYYY	hh/mm	Tubing Press Psig	Casing Press Psig	Choke Size Ins.	Static Press. Psig	Diff. INS. H2O	Temp °F	Gas %	Approx. Flowrate MMCF/D	Cum. Volume MMCF	Cond. Prod. BO	Tank Gauge In H2O	Water Prod. BW	Cond. Prod. BO	Water Prod. BW	Pumped (1) BW	Yet To Recover BW		
	19:00									0			0.0	0	3646.0		14,115		
	20:00									0			0.0	0	3646.0		14,115		
	21:00									0			0.0	0	3646.0		14,115		
	22:00									0			0.0	0	3646.0		14,115		
	23:00									0			0.0	0	3646.0		14,115		
	0:00									0			0.0	0	3646.0		14,115		
	1:00									0			0.0	0	3646.0		14,115		
	2:00									0			0.0	0	3646.0		14,115		
	3:00									0			0.0	0	3646.0		14,115		
	4:00									0			0.0	0	3646.0		14,115		
	5:00									0			0.0	0	3646.0		14,115		
	6:00									0			0.0	0	3646.0		14,115		
	7:00									0			0.0	0	3646.0		14,115		
	8:00									0			0.0	0	3646.0		14,115		
	9:00									0			0.0	0	3646.0		14,115		
	10:00									0			0.0	0	3646.0		14,115		
	11:00									0			0.0	0	3646.0		14,115		
	12:00									0			0.0	0	3646.0		14,115		
	13:00									0			0.0	0	3646.0		14,115		
	14:00									0			0.0	0	3646.0		14,115		
	15:00									0			0.0	0	3646.0		14,115		
	16:00									0			0.0	0	3646.0		14,115		
	17:00									0			0.0	0	3646.0		14,115		
	18:00									0			0.0	0	3646.0		14,115		
	19:00									0			0.0	0	3646.0		14,115		
	20:00									0			0.0	0	3646.0		14,115		
	21:00									0			0.0	0	3646.0		14,115		
	22:00									0			0.0	0	3646.0		14,115		
	23:00									0			0.0	0	3646.0		14,115		
	0:00									0			0.0	0	3646.0		14,115		
	1:00									0			0.0	0	3646.0		14,115		
	2:00									0			0.0	0	3646.0		14,115		
	3:00									0			0.0	0	3646.0		14,115		
	4:00									0			0.0	0	3646.0		14,115		
	5:00									0			0.0	0	3646.0		14,115		
	6:00									0			0.0	0	3646.0		14,115		
	7:00									0			0.0	0	3646.0		14,115		
	8:00									0			0.0	0	3646.0		14,115		
	9:00									0			0.0	0	3646.0		14,115		
	10:00									0			0.0	0	3646.0		14,115		
	11:00									0			0.0	0	3646.0		14,115		
	12:00									0			0.0	0	3646.0		14,115		
	13:00									0			0.0	0	3646.0		14,115		
	14:00									0			0.0	0	3646.0		14,115		
	15:00									0			0.0	0	3646.0		14,115		
	16:00									0			0.0	0	3646.0		14,115		
	17:00									0			0.0	0	3646.0		14,115		
	18:00									0			0.0	0	3646.0		14,115		
	19:00									0			0.0	0	3646.0		14,115		
	20:00									0			0.0	0	3646.0		14,115		

Flowback by
Supervisor
Operators
Location Phn#

Cardinal Flow Testing
Alan Tayrien
Troy Smith
979-218-6488

Well Name
Operator
Representative

WGV 22-23-697
Williams Production
Keith Hoffland

								Totals From Below: 0						0 3,646.0		6,599	
Date	Time	Wellhead Data			Separator				Gas Production		Fluid Production			Cumulative Prod		Frac Water	
MM/DD/YYYY	hh/mm	Tubing Press Psig	Casing Press Psig	Choke Size Ins.	Static Press. Psig	Diff. INS. H2O	Temp °F	Gas %	Approx. Flowrate MMCF/D	Cum. Volume MMCF	Cond. Prod. BO	Tank Gauge In H2O	Water Prod. BW	Cond. Prod. BO	Water Prod. BW	Pumped (1) BW	Yet To Recover BW
	21:00									0			0.0	0	3646.0		14,115
	22:00									0			0.0	0	3646.0		14,115
	23:00									0			0.0	0	3646.0		14,115
	0:00									0			0.0	0	3646.0		14,115
	1:00									0			0.0	0	3646.0		14,115
	2:00									0			0.0	0	3646.0		14,115
	3:00									0			0.0	0	3646.0		14,115
	4:00									0			0.0	0	3646.0		14,115
	5:00									0			0.0	0	3646.0		14,115
	6:00									0			0.0	0	3646.0		14,115
	7:00									0			0.0	0	3646.0		14,115
	8:00									0			0.0	0	3646.0		14,115
	9:00									0			0.0	0	3646.0		14,115
	10:00									0			0.0	0	3646.0		14,115
	11:00									0			0.0	0	3646.0		14,115
	12:00									0			0.0	0	3646.0		14,115
	13:00									0			0.0	0	3646.0		14,115
	14:00									0			0.0	0	3646.0		14,115
	15:00									0			0.0	0	3646.0		14,115
	16:00									0			0.0	0	3646.0		14,115
	17:00									0			0.0	0	3646.0		14,115
	18:00									0			0.0	0	3646.0		14,115
	19:00									0			0.0	0	3646.0		14,115
	20:00									0			0.0	0	3646.0		14,115
	21:00									0			0.0	0	3646.0		14,115
	22:00									0			0.0	0	3646.0		14,115
	23:00									0			0.0	0	3646.0		14,115
	0:00									0			0.0	0	3646.0		14,115
	1:00									0			0.0	0	3646.0		14,115
	2:00									0			0.0	0	3646.0		14,115
	3:00									0			0.0	0	3646.0		14,115
	4:00									0			0.0	0	3646.0		14,115
	5:00									0			0.0	0	3646.0		14,115
	6:00									0			0.0	0	3646.0		14,115
	7:00									0			0.0	0	3646.0		14,115
	8:00									0			0.0	0	3646.0		14,115
	9:00									0			0.0	0	3646.0		14,115
	10:00									0			0.0	0	3646.0		14,115
	11:00									0			0.0	0	3646.0		14,115
	12:00									0			0.0	0	3646.0		14,115
	13:00									0			0.0	0	3646.0		14,115
	14:00									0			0.0	0	3646.0		14,115
	15:00									0			0.0	0	3646.0		14,115
	16:00									0			0.0	0	3646.0		14,115
	17:00									0			0.0	0	3646.0		14,115
	18:00									0			0.0	0	3646.0		14,115
	19:00									0			0.0	0	3646.0		14,115
	20:00									0			0.0	0	3646.0		14,115
	21:00									0			0.0	0	3646.0		14,115
	22:00									0			0.0	0	3646.0		14,115

Flowback by
Supervisor
Operators
Location Phn#

Cardinal Flow Testing
Alan Tayrien
Troy Smith
979-218-6488

Well Name
Operator
Representative

WGV 22-23-697
Williams Production
Keith Hoffland

								Totals From Below: 0						0 3,646.0		6,599	
Date	Time	Wellhead Data			Separator				Gas Production		Fluid Production			Cumulative Prod		Frac Water	
MM/DD/YYYY	hh/mm	Tubing Press Psig	Casing Press Psig	Choke Size Ins.	Static Press. Psig	Diff. INS. H2O	Temp °F	Gas %	Approx. Flowrate MMCF/D	Cum. Volume MMCF	Cond. Prod. BO	Tank Gauge In H2O	Water Prod. BW	Cond. Prod. BO	Water Prod. BW	Pumped (1) BW	Yet To Recover BW
	23:00									0			0.0	0	3646.0		14,115
	0:00									0			0.0	0	3646.0		14,115
	1:00									0			0.0	0	3646.0		14,115
	2:00									0			0.0	0	3646.0		14,115
	3:00									0			0.0	0	3646.0		14,115
	4:00									0			0.0	0	3646.0		14,115
	5:00									0			0.0	0	3646.0		14,115
	6:00									0			0.0	0	3646.0		14,115
	7:00									0			0.0	0	3646.0		14,115
	8:00									0			0.0	0	3646.0		14,115
	9:00									0			0.0	0	3646.0		14,115
	10:00									0			0.0	0	3646.0		14,115
	11:00									0			0.0	0	3646.0		14,115
	12:00									0			0.0	0	3646.0		14,115
	13:00									0			0.0	0	3646.0		14,115
	14:00									0			0.0	0	3646.0		14,115
	15:00									0			0.0	0	3646.0		14,115
	16:00									0			0.0	0	3646.0		14,115
	17:00									0			0.0	0	3646.0		14,115
	18:00									0			0.0	0	3646.0		14,115
	19:00									0			0.0	0	3646.0		14,115
	20:00									0			0.0	0	3646.0		14,115
	21:00									0			0.0	0	3646.0		14,115
	22:00									0			0.0	0	3646.0		14,115
	23:00									0			0.0	0	3646.0		14,115
	0:00									0			0.0	0	3646.0		14,115
	1:00									0			0.0	0	3646.0		14,115
	2:00									0			0.0	0	3646.0		14,115
	3:00									0			0.0	0	3646.0		14,115
	4:00									0			0.0	0	3646.0		14,115
	5:00									0			0.0	0	3646.0		14,115
	6:00									0			0.0	0	3646.0		14,115
	7:00									0			0.0	0	3646.0		14,115
	8:00									0			0.0	0	3646.0		14,115
	9:00									0			0.0	0	3646.0		14,115
	10:00									0			0.0	0	3646.0		14,115
	11:00									0			0.0	0	3646.0		14,115
	12:00									0			0.0	0	3646.0		14,115
	13:00									0			0.0	0	3646.0		14,115
	14:00									0			0.0	0	3646.0		14,115
	15:00									0			0.0	0	3646.0		14,115
	16:00									0			0.0	0	3646.0		14,115
	17:00									0			0.0	0	3646.0		14,115
	18:00									0			0.0	0	3646.0		14,115
	19:00									0			0.0	0	3646.0		14,115
	20:00									0			0.0	0	3646.0		14,115
	21:00									0			0.0	0	3646.0		14,115
	22:00									0			0.0	0	3646.0		14,115
	23:00									0			0.0	0	3646.0		14,115
	0:00									0			0.0	0	3646.0		14,115

Flowback by
Supervisor
Operators
Location Phn#

Cardinal Flow Testing
Alan Tayrien
Troy Smith
979-218-6488

Well Name
Operator
Representative

WGV 22-23-697
Williams Production
Keith Hoffland

								Totals From Below: 0						0 3,646.0		6,599	
Date	Time	Wellhead Data			Separator				Gas Production		Fluid Production			Cumulative Prod		Frac Water	
MM/DD/YYYY	hh/mm	Tubing Press Psig	Casing Press Psig	Choke Size Ins.	Static Press. Psig	Diff. INS. H2O	Temp °F	Gas %	Approx. Flowrate MMCF/D	Cum. Volume MMCF	Cond. Prod. BO	Tank Gauge In H2O	Water Prod. BW	Cond. Prod. BO	Water Prod. BW	Pumped (1) BW	Yet To Recover BW
	1:00									0			0.0	0	3646.0		14,115
	2:00									0			0.0	0	3646.0		14,115
	3:00									0			0.0	0	3646.0		14,115
	4:00									0			0.0	0	3646.0		14,115
	5:00									0			0.0	0	3646.0		14,115
	6:00									0			0.0	0	3646.0		14,115
	7:00									0			0.0	0	3646.0		14,115
	8:00									0			0.0	0	3646.0		14,115
	9:00									0			0.0	0	3646.0		14,115
	10:00									0			0.0	0	3646.0		14,115
	11:00									0			0.0	0	3646.0		14,115
	12:00									0			0.0	0	3646.0		14,115
	13:00									0			0.0	0	3646.0		14,115
	14:00									0			0.0	0	3646.0		14,115
	15:00									0			0.0	0	3646.0		14,115
	16:00									0			0.0	0	3646.0		14,115
	17:00									0			0.0	0	3646.0		14,115
	18:00									0			0.0	0	3646.0		14,115
	19:00									0			0.0	0	3646.0		14,115
	20:00									0			0.0	0	3646.0		14,115
	21:00									0			0.0	0	3646.0		14,115
	22:00									0			0.0	0	3646.0		14,115
	23:00									0			0.0	0	3646.0		14,115
	0:00									0			0.0	0	3646.0		14,115
	1:00									0			0.0	0	3646.0		14,115
	2:00									0			0.0	0	3646.0		14,115
	3:00									0			0.0	0	3646.0		14,115
	4:00									0			0.0	0	3646.0		14,115
	5:00									0			0.0	0	3646.0		14,115
	6:00									0			0.0	0	3646.0		14,115
	7:00									0			0.0	0	3646.0		14,115
	8:00									0			0.0	0	3646.0		14,115
	9:00									0			0.0	0	3646.0		14,115
	10:00									0			0.0	0	3646.0		14,115
	11:00									0			0.0	0	3646.0		14,115
	12:00									0			0.0	0	3646.0		14,115
	13:00									0			0.0	0	3646.0		14,115
	14:00									0			0.0	0	3646.0		14,115
	15:00									0			0.0	0	3646.0		14,115
	16:00									0			0.0	0	3646.0		14,115
	17:00									0			0.0	0	3646.0		14,115
	18:00									0			0.0	0	3646.0		14,115
	19:00									0			0.0	0	3646.0		14,115
	20:00									0			0.0	0	3646.0		14,115
	21:00									0			0.0	0	3646.0		14,115
	22:00									0			0.0	0	3646.0		14,115
	23:00									0			0.0	0	3646.0		14,115

Flowback by
Supervisor
Operators
Location Phn#

Cardinal Flow Testing
Alan Tayrien
Troy Smith
979-218-6488

Well Name
Operator
Representative

WGV 22-23-697
Williams Production
Keith Hoffland

							Totals From Below: 0							0 4,141.0		6,599	
Date	Time	Wellhead Data			Separator				Gas Production		Fluid Production			Cumulative Prod		Frac Water	
MM/DD/YYYY	hh/mm	Tubing Press Psig	Casing Press Psig	Choke Size Ins.	Static Press. Psig	Diff. INS. H2O	Temp °F	Gas %	Approx. Flowrate MMCF/D	Cum. Volume MMCF	Cond. Prod. BO	Tank Gauge In H2O	Water Prod. BW	Cond. Prod. BO	Water Prod. BW	Pumped (1) BW	Yet To Recover BW
10/15/07	7:00									0			0.0	0	0.0		0
	8:00									0			0.0	0	0.0		0
	9:00									0			0.0	0	0.0		0
	10:00									0			0.0	0	0.0		0
	11:00									0			0.0	0	0.0		0
	12:00									0			0.0	0	0.0		0
	13:00									0			0.0	0	0.0		0
	14:00									0			0.0	0	0.0		0
	15:00									0			0.0	0	0.0		0
	16:00									0			0.0	0	0.0	6,486	6,486
	17:00		250	48						0			75.0	0	75.0		6,411
	18:00		225	48						0			150.0	0	225.0		6,261
	19:00		175	48						0			100.0	0	325.0		6,161
	20:00		150	48						0			80.0	0	405.0		6,081
	21:00		150	48						0			80.0	0	485.0		6,001
	22:00		125	48						0			70.0	0	555.0		5,931
	23:00		100	48						0			60.0	0	615.0		5,871
10/16/07	0:00		100	48						0			60.0	0	675.0		5,811
	1:00		100	48						0			60.0	0	735.0		5,751
	2:00		75	48						0			50.0	0	785.0		5,701
	3:00		75	48						0			50.0	0	835.0		5,651
	4:00		50	48						0			50.0	0	885.0		5,601
	5:00		50	48						0			40.0	0	925.0		5,561
	6:00		50	48						0			40.0	0	965.0		5,521
	7:00									0			0.0	0	965.0		5,521
	8:00									0			0.0	0	965.0		5,521
	9:35									0			0.0	0	965.0		5,521
	10:00									0			0.0	0	965.0		5,521
	11:00									0			0.0	0	965.0		5,521
	12:00									0			0.0	0	965.0		5,521
	13:00									0			0.0	0	965.0		5,521
	14:00									0			0.0	0	965.0	6,599	12,120
	15:00		150	48						0			0.0	0	965.0		12,120
	16:00		50	48						0			50.0	0	1015.0		12,070
	17:00		25	48						0			30.0	0	1045.0		12,040
	18:00		0	48						0			0.0	0	1045.0		12,040
	19:00		0	48						0			0.0	0	1045.0		12,040
	20:00		0	48						0			0.0	0	1045.0		12,040
	21:35		0	48						0			0.0	0	1045.0		12,040
	22:00		0	48						0			0.0	0	1045.0		12,040
	23:00		0	48						0			0.0	0	1045.0		12,040
10/17/07	0:00		0	48						0			0.0	0	1045.0		12,040
	1:00		0	48						0			0.0	0	1045.0		12,040
	2:00		0	48						0			0.0	0	1045.0		12,040
	3:00		0	48						0			0.0	0	1045.0		12,040
	4:00		0	48						0			0.0	0	1045.0		12,040
	5:00		0	48						0			0.0	0	1045.0		12,040
	6:00		0	48						0			0.0	0	1045.0		12,040
	7:00									0			0.0	0	1045.0		12,040
	8:00									0			0.0	0	1045.0		12,040

Flowback by
Supervisor
Operators
Location Phn#

Cardinal Flow Testing
Alan Tayrien
Troy Smith
979-218-6488

Well Name
Operator
Representative

WGV 22-23-697
Williams Production
Keith Hoffland

							Totals From Below: 0							0 4,141.0		6,599	
Date	Time	Wellhead Data			Separator				Gas Production		Fluid Production			Cumulative Prod		Frac Water	
MM/DD/YYYY	hh/mm	Tubing Press Psig	Casing Press Psig	Choke Size Ins.	Static Press. Psig	Diff. INS. H2O	Temp °F	Gas %	Approx. Flowrate MMCF/D	Cum. Volume MMCF	Cond. Prod. BO	Tank Gauge In H2O	Water Prod. BW	Cond. Prod. BO	Water Prod. BW	Pumped (1) BW	Yet To Recover BW
	9:00									0			0.0	0	1045.0		12,040
	10:00									0			0.0	0	1045.0		12,040
	11:00									0			0.0	0	1045.0		12,040
	12:00									0			0.0	0	1045.0		12,040
	13:00									0			0.0	0	1045.0		12,040
	14:00									0			0.0	0	1045.0		12,040
	15:00									0			0.0	0	1045.0		12,040
	16:00									0			0.0	0	1045.0		12,040
	17:00									0			0.0	0	1045.0	4,676	16,716
	18:00		300	32						0			0.0	0	1045.0		16,716
	19:00		300	32						0			20.0	0	1065.0		16,696
	20:00		400	32						0			50.0	0	1115.0		16,646
	21:00		300	32						0			30.0	0	1145.0		16,616
	22:00		400	32						0			40.0	0	1185.0		16,576
	23:00		550	24						0			40.0	0	1225.0		16,536
10/18/07	0:00		650	24						0			60.0	0	1285.0		16,476
	1:00		650	24						0			60.0	0	1345.0		16,416
	2:00		625	24						0			60.0	0	1405.0		16,356
	3:00		600	24						0			60.0	0	1465.0		16,296
	4:00		600	24						0			60.0	0	1525.0		16,236
	5:00		600	24						0			50.0	0	1575.0		16,186
	6:00		600	24						0			60.0	0	1635.0		16,126
	7:00		500	24						0			40.0	0	1675.0		16,086
	8:00		450	24						0			40.0	0	1715.0		16,046
	9:00		400	32						0			40.0	0	1755.0		16,006
	10:00		375	32						0			34.0	0	1789.0		15,972
	11:00		400	32						0			34.0	0	1823.0		15,938
	12:00		400	32						0			30.0	0	1853.0		15,908
	13:00		400	32						0			30.0	0	1883.0		15,878
	14:00		375	32						0			34.0	0	1917.0		15,844
	15:00		350	32						0			40.0	0	1957.0		15,804
	16:00		350	32						0			30.0	0	1987.0		15,774
	17:00		350	32						0			30.0	0	2017.0		15,744
	18:00		350	32						0			30.0	0	2047.0		15,714
	19:00		300	32						0			34.0	0	2081.0		15,680
	20:00		300	32						0			25.0	0	2106.0		15,655
	21:00		300	32						0			30.0	0	2136.0		15,625
	22:00		300	32						0			30.0	0	2166.0		15,595
	23:00		325	32						0			30.0	0	2196.0		15,565
10/19/07	0:00		325	32						0			25.0	0	2221.0		15,540
	1:00		350	32						0			25.0	0	2246.0		15,515
	2:00		325	32						0			30.0	0	2276.0		15,485
	3:00		300	32						0			30.0	0	2306.0		15,455
	4:00		300	32						0			20.0	0	2326.0		15,435
	5:00		300	32						0			30.0	0	2356.0		15,405
	6:00		325	32						0			30.0	0	2386.0		15,375
	7:00		300	32						0			30.0	0	2416.0		15,345
	8:00		300	32						0			30.0	0	2446.0		15,315
	9:00		300	32						0			30.0	0	2476.0		15,285
	10:00		275	32						0			30.0	0	2506.0		15,255

Flowback by
Supervisor
Operators
Location Phn#

Cardinal Flow Testing
Alan Tayrien
Troy Smith
979-218-6488

Well Name
Operator
Representative

WGV 22-23-697
Williams Production
Keith Hoffland

							Totals From Below: 0							0 4,141.0		6,599	
Date	Time	Wellhead Data			Separator				Gas Production		Fluid Production			Cumulative Prod		Frac Water	
MM/DD/YYYY	hh/mm	Tubing Press Psig	Casing Press Psig	Choke Size Ins.	Static Press. Psig	Diff. INS. H2O	Temp °F	Gas %	Approx. Flowrate MMCF/D	Cum. Volume MMCF	Cond. Prod. BO	Tank Gauge In H2O	Water Prod. BW	Cond. Prod. BO	Water Prod. BW	Pumped (1) BW	Yet To Recover BW
	11:00		325	48						0			40.0	0	2546.0		15,215
	12:00		375	48						0			50.0	0	2596.0		15,165
	13:00		450	48						0			40.0	0	2636.0		15,125
	14:00		550	48						0			40.0	0	2676.0		15,085
	15:00		575	48						0			30.0	0	2706.0		15,055
	16:00		550	24						0			30.0	0	2736.0		15,025
	17:00		550	24						0			30.0	0	2766.0		14,995
	18:00		500	24						0			25.0	0	2791.0		14,970
	19:00		450	24						0			25.0	0	2816.0		14,945
	20:00		425	24						0			30.0	0	2846.0		14,915
	21:00		400	24						0			30.0	0	2876.0		14,885
	22:00		400	32						0			30.0	0	2906.0		14,855
	23:00		375	32						0			30.0	0	2936.0		14,825
10/20/07	0:00		375	32						0			30.0	0	2966.0		14,795
	1:00		400	32						0			30.0	0	2996.0		14,765
	2:00		425	32						0			30.0	0	3026.0		14,735
	3:00		450	32						0			30.0	0	3056.0		14,705
	4:00		475	32						0			30.0	0	3086.0		14,675
	5:00		525	32						0			30.0	0	3116.0		14,645
	6:00		525	24						0			30.0	0	3146.0		14,615
	7:00		600	24						0			20.0	0	3166.0		14,595
	8:00		600	24						0			20.0	0	3186.0		14,575
	9:00		600	24						0			20.0	0	3206.0		14,555
	10:00		600	24						0			20.0	0	3226.0		14,535
	11:00		600	24						0			20.0	0	3246.0		14,515
	12:00		600	24						0			20.0	0	3266.0		14,495
	13:00		550	24						0			30.0	0	3296.0		14,465
	14:00		600	24						0			20.0	0	3316.0		14,445
	15:00		600	24						0			30.0	0	3346.0		14,415
	16:00		600	24						0			20.0	0	3366.0		14,395
	17:00		600	24						0			20.0	0	3386.0		14,375
	18:00		625	24						0			20.0	0	3406.0		14,355
	19:00		625	24						0			20.0	0	3426.0		14,335
	20:00		625	24						0			20.0	0	3446.0		14,315
	21:00		650	24						0			20.0	0	3466.0		14,295
	22:00		650	24						0			20.0	0	3486.0		14,275
	23:00		650	24						0			20.0	0	3506.0		14,255
10/21/07	0:00		650	24						0			20.0	0	3526.0		14,235
	1:00		675	24						0			20.0	0	3546.0		14,215
	2:00		675	24						0			20.0	0	3566.0		14,195
	3:00		675	24						0			20.0	0	3586.0		14,175
	4:00		675	24						0			20.0	0	3606.0		14,155
	5:00		675	24						0			20.0	0	3626.0		14,135
	6:00		675	24						0			20.0	0	3646.0		14,115
	7:00		675	24						0			20.0	0	3666.0		14,095
	8:00		675	24						0			20.0	0	3686.0		14,075
	9:00		675	24						0			20.0	0	3706.0		14,055
	10:00		675	24						0			20.0	0	3726.0		14,035
	11:00		675	24						0			20.0	0	3746.0		14,015
	12:00		700	24						0			20.0	0	3766.0		13,995

Flowback by
Supervisor
Operators
Location Phn#

Cardinal Flow Testing
Alan Tayrien
Troy Smith
979-218-6488

Well Name
Operator
Representative

WGV 22-23-697
Williams Production
Keith Hoffland

							Totals From Below: 0							0 4,141.0		6,599	
Date	Time	Wellhead Data			Separator				Gas Production		Fluid Production			Cumulative Prod		Frac Water	
MM/DD/YYYY	hh/mm	Tubing Press Psig	Casing Press Psig	Choke Size Ins.	Static Press. Psig	Diff. INS. H2O	Temp °F	Gas %	Approx. Flowrate MMCF/D	Cum. Volume MMCF	Cond. Prod. BO	Tank Gauge In H2O	Water Prod. BW	Cond. Prod. BO	Water Prod. BW	Pumped (1) BW	Yet To Recover BW
	13:00		700	24						0			20.0	0	3786.0		13,975
	14:00		700	24						0			20.0	0	3806.0		13,955
	15:00		700	24						0			25.0	0	3831.0		13,930
	16:00		700	24						0			20.0	0	3851.0		13,910
	17:00		700	24						0			20.0	0	3871.0		13,890
	18:00		700	24						0			20.0	0	3891.0		13,870
	19:00		700	24						0			25.0	0	3916.0		13,845
	20:00		700	24						0			20.0	0	3936.0		13,825
	21:00		700	24						0			20.0	0	3956.0		13,805
	22:00		700	24						0			20.0	0	3976.0		13,785
	23:00		700	24						0			20.0	0	3996.0		13,765
10/22/07	0:00		700	24						0			20.0	0	4016.0		13,745
	1:00		700	24						0			20.0	0	4036.0		13,725
	2:00		700	24						0			20.0	0	4056.0		13,705
	3:00		700	24						0			25.0	0	4081.0		13,680
	4:00		700	24						0			20.0	0	4101.0		13,660
	5:00		700	24						0			20.0	0	4121.0		13,640
	6:00		700	24						0			20.0	0	4141.0		13,620
	7:00									0			0.0	0	4141.0		13,620
	8:00									0			0.0	0	4141.0		13,620
	9:00									0			0.0	0	4141.0		13,620
	10:00									0			0.0	0	4141.0		13,620
	11:00									0			0.0	0	4141.0		13,620
	12:00									0			0.0	0	4141.0		13,620
	13:00									0			0.0	0	4141.0		13,620
	14:00									0			0.0	0	4141.0		13,620
	15:00									0			0.0	0	4141.0		13,620
	16:00									0			0.0	0	4141.0		13,620
	17:00									0			0.0	0	4141.0		13,620
	18:00									0			0.0	0	4141.0		13,620
	19:00									0			0.0	0	4141.0		13,620
	20:00									0			0.0	0	4141.0		13,620
	21:00									0			0.0	0	4141.0		13,620
	22:00									0			0.0	0	4141.0		13,620
	23:00									0			0.0	0	4141.0		13,620
10/23/07	0:00									0			0.0	0	4141.0		13,620
	1:00									0			0.0	0	4141.0		13,620
	2:00									0			0.0	0	4141.0		13,620
	3:00									0			0.0	0	4141.0		13,620
	4:00									0			0.0	0	4141.0		13,620
	5:00									0			0.0	0	4141.0		13,620
	6:00									0			0.0	0	4141.0		13,620
	7:00									0			0.0	0	4141.0		13,620
	8:00									0			0.0	0	4141.0		13,620
	9:00									0			0.0	0	4141.0		13,620
	10:00									0			0.0	0	4141.0		13,620
	11:00									0			0.0	0	4141.0		13,620
	12:00									0			0.0	0	4141.0		13,620
	13:00									0			0.0	0	4141.0		13,620
	14:00									0			0.0	0	4141.0		13,620

Flowback by
Supervisor
Operators
Location Phn#

Cardinal Flow Testing
Alan Tayrien
Troy Smith
979-218-6488

Well Name
Operator
Representative

WGV 22-23-697
Williams Production
Keith Hoffland

							Totals From Below: 0							0 4,141.0		6,599	
Date	Time	Wellhead Data			Separator				Gas Production		Fluid Production			Cumulative Prod		Frac Water	
MM/DD/YYYY	hh/mm	Tubing Press Psig	Casing Press Psig	Choke Size Ins.	Static Press. Psig	Diff. INS. H2O	Temp °F	Gas %	Approx. Flowrate MMCF/D	Cum. Volume MMCF	Cond. Prod. BO	Tank Gauge In H2O	Water Prod. BW	Cond. Prod. BO	Water Prod. BW	Pumped (1) BW	Yet To Recover BW
	15:00									0			0.0	0	4141.0		13,620
	16:00									0			0.0	0	4141.0		13,620
	17:00									0			0.0	0	4141.0		13,620
	18:00									0			0.0	0	4141.0		13,620
	19:00									0			0.0	0	4141.0		13,620
	20:00									0			0.0	0	4141.0		13,620
	21:00									0			0.0	0	4141.0		13,620
	22:00									0			0.0	0	4141.0		13,620
	23:00									0			0.0	0	4141.0		13,620
10/24/07	0:00									0			0.0	0	4141.0		13,620
	1:00									0			0.0	0	4141.0		13,620
	2:00									0			0.0	0	4141.0		13,620
	3:00									0			0.0	0	4141.0		13,620
	4:00									0			0.0	0	4141.0		13,620
	5:00									0			0.0	0	4141.0		13,620
	6:00									0			0.0	0	4141.0		13,620
	7:00									0			0.0	0	4141.0		13,620
	8:00									0			0.0	0	4141.0		13,620
	9:00									0			0.0	0	4141.0		13,620
	10:00									0			0.0	0	4141.0		13,620
	11:00									0			0.0	0	4141.0		13,620
	12:00									0			0.0	0	4141.0		13,620
	13:00									0			0.0	0	4141.0		13,620
	14:00									0			0.0	0	4141.0		13,620
	15:00									0			0.0	0	4141.0		13,620
	16:00									0			0.0	0	4141.0		13,620
	17:00									0			0.0	0	4141.0		13,620
	18:00									0			0.0	0	4141.0		13,620
	19:00									0			0.0	0	4141.0		13,620
	20:00									0			0.0	0	4141.0		13,620
	21:00									0			0.0	0	4141.0		13,620
	22:00									0			0.0	0	4141.0		13,620
	23:00									0			0.0	0	4141.0		13,620
10/25/07	0:00									0			0.0	0	4141.0		13,620
	1:00									0			0.0	0	4141.0		13,620
	2:00									0			0.0	0	4141.0		13,620
	3:00									0			0.0	0	4141.0		13,620
	4:00									0			0.0	0	4141.0		13,620
	5:00									0			0.0	0	4141.0		13,620
	6:00									0			0.0	0	4141.0		13,620
	7:00									0			0.0	0	4141.0		13,620
	8:00									0			0.0	0	4141.0		13,620
	9:00									0			0.0	0	4141.0		13,620
	10:00									0			0.0	0	4141.0		13,620
	11:00									0			0.0	0	4141.0		13,620
	12:00									0			0.0	0	4141.0		13,620
	13:00									0			0.0	0	4141.0		13,620
	14:00									0			0.0	0	4141.0		13,620
	15:00									0			0.0	0	4141.0		13,620
	16:00									0			0.0	0	4141.0		13,620

Flowback by
Supervisor
Operators
Location Phn#

Cardinal Flow Testing
Alan Tayrien
Troy Smith
979-218-6488

Well Name
Operator
Representative

WGV 22-23-697
Williams Production
Keith Hoffland

									Totals From Below: 0					0 4,141.0		6,599	
Date	Time	Wellhead Data			Separator				Gas Production		Fluid Production			Cumulative Prod		Frac Water	
MM/DD/YYYY	hh/mm	Tubing Press Psig	Casing Press Psig	Choke Size Ins.	Static Press. Psig	Diff. INS. H2O	Temp °F	Gas %	Approx. Flowrate MMCF/D	Cum. Volume MMCF	Cond. Prod. BO	Tank Gauge In H2O	Water Prod. BW	Cond. Prod. BO	Water Prod. BW	Pumped (1) BW	Yet To Recover BW
	17:00									0			0.0	0	4141.0		13,620
	18:00									0			0.0	0	4141.0		13,620
	19:00									0			0.0	0	4141.0		13,620
	20:00									0			0.0	0	4141.0		13,620
	21:00									0			0.0	0	4141.0		13,620
	22:00									0			0.0	0	4141.0		13,620
	23:00									0			0.0	0	4141.0		13,620
	0:00									0			0.0	0	4141.0		13,620
	1:00									0			0.0	0	4141.0		13,620
	2:00									0			0.0	0	4141.0		13,620
	3:00									0			0.0	0	4141.0		13,620
	4:00									0			0.0	0	4141.0		13,620
	5:00									0			0.0	0	4141.0		13,620
	6:00									0			0.0	0	4141.0		13,620
	7:00									0			0.0	0	4141.0		13,620
	8:00									0			0.0	0	4141.0		13,620
	9:00									0			0.0	0	4141.0		13,620
	10:00									0			0.0	0	4141.0		13,620
	11:00									0			0.0	0	4141.0		13,620
	12:00									0			0.0	0	4141.0		13,620
	13:00									0			0.0	0	4141.0		13,620
	14:00									0			0.0	0	4141.0		13,620
	15:00									0			0.0	0	4141.0		13,620
	16:00									0			0.0	0	4141.0		13,620
	17:00									0			0.0	0	4141.0		13,620
	18:00									0			0.0	0	4141.0		13,620
	19:00									0			0.0	0	4141.0		13,620
	20:00									0			0.0	0	4141.0		13,620
	21:00									0			0.0	0	4141.0		13,620
	22:00									0			0.0	0	4141.0		13,620
	23:00									0			0.0	0	4141.0		13,620
	0:00									0			0.0	0	4141.0		13,620
	1:00									0			0.0	0	4141.0		13,620
	2:00									0			0.0	0	4141.0		13,620
	3:00									0			0.0	0	4141.0		13,620
	4:00									0			0.0	0	4141.0		13,620
	5:00									0			0.0	0	4141.0		13,620
	6:00									0			0.0	0	4141.0		13,620
	7:00									0			0.0	0	4141.0		13,620
	8:00									0			0.0	0	4141.0		13,620
	9:00									0			0.0	0	4141.0		13,620
	10:00									0			0.0	0	4141.0		13,620
	11:00									0			0.0	0	4141.0		13,620
	12:00									0			0.0	0	4141.0		13,620
	13:00									0			0.0	0	4141.0		13,620
	14:00									0			0.0	0	4141.0		13,620
	15:00									0			0.0	0	4141.0		13,620
	16:00									0			0.0	0	4141.0		13,620
	17:00									0			0.0	0	4141.0		13,620
	18:00									0			0.0	0	4141.0		13,620

Flowback by
Supervisor
Operators
Location Phn#

Cardinal Flow Testing
Alan Tayrien
Troy Smith
979-218-6488

Well Name
Operator
Representative

WGV 22-23-697
Williams Production
Keith Hoffland

Totals From Below: 0																	
		0			4,141.0			6,599									
Date	Time	Wellhead Data			Separator			Gas Production			Fluid Production			Cumulative Prod		Frac Water	
MM/DD/YYYY	hh/mm	Tubing Press Psig	Casing Press Psig	Choke Size Ins.	Static Press. Psig	Diff. INS. H2O	Temp °F	Gas %	Approx. Flowrate MMCF/D	Cum. Volume MMCF	Cond. Prod. BO	Tank Gauge In H2O	Water Prod. BW	Cond. Prod. BO	Water Prod. BW	Pumped (1) BW	Yet To Recover BW
	19:00									0			0.0	0	4141.0		13,620
	20:00									0			0.0	0	4141.0		13,620
	21:00									0			0.0	0	4141.0		13,620
	22:00									0			0.0	0	4141.0		13,620
	23:00									0			0.0	0	4141.0		13,620
	0:00									0			0.0	0	4141.0		13,620
	1:00									0			0.0	0	4141.0		13,620
	2:00									0			0.0	0	4141.0		13,620
	3:00									0			0.0	0	4141.0		13,620
	4:00									0			0.0	0	4141.0		13,620
	5:00									0			0.0	0	4141.0		13,620
	6:00									0			0.0	0	4141.0		13,620
	7:00									0			0.0	0	4141.0		13,620
	8:00									0			0.0	0	4141.0		13,620
	9:00									0			0.0	0	4141.0		13,620
	10:00									0			0.0	0	4141.0		13,620
	11:00									0			0.0	0	4141.0		13,620
	12:00									0			0.0	0	4141.0		13,620
	13:00									0			0.0	0	4141.0		13,620
	14:00									0			0.0	0	4141.0		13,620
	15:00									0			0.0	0	4141.0		13,620
	16:00									0			0.0	0	4141.0		13,620
	17:00									0			0.0	0	4141.0		13,620
	18:00									0			0.0	0	4141.0		13,620
	19:00									0			0.0	0	4141.0		13,620
	20:00									0			0.0	0	4141.0		13,620
	21:00									0			0.0	0	4141.0		13,620
	22:00									0			0.0	0	4141.0		13,620
	23:00									0			0.0	0	4141.0		13,620
	0:00									0			0.0	0	4141.0		13,620
	1:00									0			0.0	0	4141.0		13,620
	2:00									0			0.0	0	4141.0		13,620
	3:00									0			0.0	0	4141.0		13,620
	4:00									0			0.0	0	4141.0		13,620
	5:00									0			0.0	0	4141.0		13,620
	6:00									0			0.0	0	4141.0		13,620
	7:00									0			0.0	0	4141.0		13,620
	8:00									0			0.0	0	4141.0		13,620
	9:00									0			0.0	0	4141.0		13,620
	10:00									0			0.0	0	4141.0		13,620
	11:00									0			0.0	0	4141.0		13,620
	12:00									0			0.0	0	4141.0		13,620
	13:00									0			0.0	0	4141.0		13,620
	14:00									0			0.0	0	4141.0		13,620
	15:00									0			0.0	0	4141.0		13,620
	16:00									0			0.0	0	4141.0		13,620
	17:00									0			0.0	0	4141.0		13,620
	18:00									0			0.0	0	4141.0		13,620
	19:00									0			0.0	0	4141.0		13,620
	20:00									0			0.0	0	4141.0		13,620

Flowback by
Supervisor
Operators
Location Phn#

Cardinal Flow Testing
Alan Tayrien
Troy Smith
979-218-6488

Well Name
Operator
Representative

WGV 22-23-697
Williams Production
Keith Hoffland

									Totals From Below: 0						0 4,141.0		6,599	
Date	Time	Wellhead Data			Separator				Gas Production		Fluid Production			Cumulative Prod		Frac Water		
MM/DD/YYYY	hh/mm	Tubing Press Psig	Casing Press Psig	Choke Size Ins.	Static Press. Psig	Diff. INS. H2O	Temp °F	Gas %	Approx. Flowrate MMCF/D	Cum. Volume MMCF	Cond. Prod. BO	Tank Gauge In H2O	Water Prod. BW	Cond. Prod. BO	Water Prod. BW	Pumped (1) BW	Yet To Recover BW	
	21:00									0			0.0	0	4141.0		13,620	
	22:00									0			0.0	0	4141.0		13,620	
	23:00									0			0.0	0	4141.0		13,620	
	0:00									0			0.0	0	4141.0		13,620	
	1:00									0			0.0	0	4141.0		13,620	
	2:00									0			0.0	0	4141.0		13,620	
	3:00									0			0.0	0	4141.0		13,620	
	4:00									0			0.0	0	4141.0		13,620	
	5:00									0			0.0	0	4141.0		13,620	
	6:00									0			0.0	0	4141.0		13,620	
	7:00									0			0.0	0	4141.0		13,620	
	8:00									0			0.0	0	4141.0		13,620	
	9:00									0			0.0	0	4141.0		13,620	
	10:00									0			0.0	0	4141.0		13,620	
	11:00									0			0.0	0	4141.0		13,620	
	12:00									0			0.0	0	4141.0		13,620	
	13:00									0			0.0	0	4141.0		13,620	
	14:00									0			0.0	0	4141.0		13,620	
	15:00									0			0.0	0	4141.0		13,620	
	16:00									0			0.0	0	4141.0		13,620	
	17:00									0			0.0	0	4141.0		13,620	
	18:00									0			0.0	0	4141.0		13,620	
	19:00									0			0.0	0	4141.0		13,620	
	20:00									0			0.0	0	4141.0		13,620	
	21:00									0			0.0	0	4141.0		13,620	
	22:00									0			0.0	0	4141.0		13,620	
	23:00									0			0.0	0	4141.0		13,620	
	0:00									0			0.0	0	4141.0		13,620	
	1:00									0			0.0	0	4141.0		13,620	
	2:00									0			0.0	0	4141.0		13,620	
	3:00									0			0.0	0	4141.0		13,620	
	4:00									0			0.0	0	4141.0		13,620	
	5:00									0			0.0	0	4141.0		13,620	
	6:00									0			0.0	0	4141.0		13,620	
	7:00									0			0.0	0	4141.0		13,620	
	8:00									0			0.0	0	4141.0		13,620	
	9:00									0			0.0	0	4141.0		13,620	
	10:00									0			0.0	0	4141.0		13,620	
	11:00									0			0.0	0	4141.0		13,620	
	12:00									0			0.0	0	4141.0		13,620	
	13:00									0			0.0	0	4141.0		13,620	
	14:00									0			0.0	0	4141.0		13,620	
	15:00									0			0.0	0	4141.0		13,620	
	16:00									0			0.0	0	4141.0		13,620	
	17:00									0			0.0	0	4141.0		13,620	
	18:00									0			0.0	0	4141.0		13,620	
	19:00									0			0.0	0	4141.0		13,620	
	20:00									0			0.0	0	4141.0		13,620	
	21:00									0			0.0	0	4141.0		13,620	
	22:00									0			0.0	0	4141.0		13,620	

Flowback by
Supervisor
Operators
Location Phn#

Cardinal Flow Testing
Alan Tayrien
Troy Smith
979-218-6488

Well Name
Operator
Representative

WGV 22-23-697
Williams Production
Keith Hoffland

Totals From Below:									0					0		4,141.0		6,599	
Date	Time	Wellhead Data			Separator				Gas Production		Fluid Production			Cumulative Prod		Frac Water			
MM/DD/YYYY	hh/mm	Tubing Press Psig	Casing Press Psig	Choke Size Ins.	Static Press. Psig	Diff. INS. H2O	Temp °F	Gas %	Approx. Flowrate MMCF/D	Cum. Volume MMCF	Cond. Prod. BO	Tank Gauge In H2O	Water Prod. BW	Cond. Prod. BO	Water Prod. BW	Pumped (1) BW	Yet To Recover BW		
	23:00									0			0.0	0	4141.0		13,620		
	0:00									0			0.0	0	4141.0		13,620		
	1:00									0			0.0	0	4141.0		13,620		
	2:00									0			0.0	0	4141.0		13,620		
	3:00									0			0.0	0	4141.0		13,620		
	4:00									0			0.0	0	4141.0		13,620		
	5:00									0			0.0	0	4141.0		13,620		
	6:00									0			0.0	0	4141.0		13,620		
	7:00									0			0.0	0	4141.0		13,620		
	8:00									0			0.0	0	4141.0		13,620		
	9:00									0			0.0	0	4141.0		13,620		
	10:00									0			0.0	0	4141.0		13,620		
	11:00									0			0.0	0	4141.0		13,620		
	12:00									0			0.0	0	4141.0		13,620		
	13:00									0			0.0	0	4141.0		13,620		
	14:00									0			0.0	0	4141.0		13,620		
	15:00									0			0.0	0	4141.0		13,620		
	16:00									0			0.0	0	4141.0		13,620		
	17:00									0			0.0	0	4141.0		13,620		
	18:00									0			0.0	0	4141.0		13,620		
	19:00									0			0.0	0	4141.0		13,620		
	20:00									0			0.0	0	4141.0		13,620		
	21:00									0			0.0	0	4141.0		13,620		
	22:00									0			0.0	0	4141.0		13,620		
	23:00									0			0.0	0	4141.0		13,620		
	0:00									0			0.0	0	4141.0		13,620		
	1:00									0			0.0	0	4141.0		13,620		
	2:00									0			0.0	0	4141.0		13,620		
	3:00									0			0.0	0	4141.0		13,620		
	4:00									0			0.0	0	4141.0		13,620		
	5:00									0			0.0	0	4141.0		13,620		
	6:00									0			0.0	0	4141.0		13,620		
	7:00									0			0.0	0	4141.0		13,620		
	8:00									0			0.0	0	4141.0		13,620		
	9:00									0			0.0	0	4141.0		13,620		
	10:00									0			0.0	0	4141.0		13,620		
	11:00									0			0.0	0	4141.0		13,620		
	12:00									0			0.0	0	4141.0		13,620		
	13:00									0			0.0	0	4141.0		13,620		
	14:00									0			0.0	0	4141.0		13,620		
	15:00									0			0.0	0	4141.0		13,620		
	16:00									0			0.0	0	4141.0		13,620		
	17:00									0			0.0	0	4141.0		13,620		
	18:00									0			0.0	0	4141.0		13,620		
	19:00									0			0.0	0	4141.0		13,620		
	20:00									0			0.0	0	4141.0		13,620		
	21:00									0			0.0	0	4141.0		13,620		
	22:00									0			0.0	0	4141.0		13,620		
	23:00									0			0.0	0	4141.0		13,620		
	0:00									0			0.0	0	4141.0		13,620		

Flowback by
Supervisor
Operators
Location Phn#

Cardinal Flow Testing
Alan Tayrien
Troy Smith
979-218-6488

Well Name
Operator
Representative

WGV 22-23-697
Williams Production
Keith Hoffland

									Totals From Below: 0					0	4,141.0	6,599	
Date	Time	Wellhead Data			Separator				Gas Production		Fluid Production			Cumulative Prod		Frac Water	
MM/DD/YYYY	hh/mm	Tubing Press Psig	Casing Press Psig	Choke Size Ins.	Static Press. Psig	Diff. INS. H2O	Temp °F	Gas %	Approx. Flowrate MMCF/D	Cum. Volume MMCF	Cond. Prod. BO	Tank Gauge In H2O	Water Prod. BW	Cond. Prod. BO	Water Prod. BW	Pumped (1) BW	Yet To Recover BW
	1:00									0			0.0	0	4141.0		13,620
	2:00									0			0.0	0	4141.0		13,620
	3:00									0			0.0	0	4141.0		13,620
	4:00									0			0.0	0	4141.0		13,620
	5:00									0			0.0	0	4141.0		13,620
	6:00									0			0.0	0	4141.0		13,620
	7:00									0			0.0	0	4141.0		13,620
	8:00									0			0.0	0	4141.0		13,620
	9:00									0			0.0	0	4141.0		13,620
	10:00									0			0.0	0	4141.0		13,620
	11:00									0			0.0	0	4141.0		13,620
	12:00									0			0.0	0	4141.0		13,620
	13:00									0			0.0	0	4141.0		13,620
	14:00									0			0.0	0	4141.0		13,620
	15:00									0			0.0	0	4141.0		13,620
	16:00									0			0.0	0	4141.0		13,620
	17:00									0			0.0	0	4141.0		13,620
	18:00									0			0.0	0	4141.0		13,620
	19:00									0			0.0	0	4141.0		13,620
	20:00									0			0.0	0	4141.0		13,620
	21:00									0			0.0	0	4141.0		13,620
	22:00									0			0.0	0	4141.0		13,620
	23:00									0			0.0	0	4141.0		13,620
	0:00									0			0.0	0	4141.0		13,620
	1:00									0			0.0	0	4141.0		13,620
	2:00									0			0.0	0	4141.0		13,620
	3:00									0			0.0	0	4141.0		13,620
	4:00									0			0.0	0	4141.0		13,620
	5:00									0			0.0	0	4141.0		13,620
	6:00									0			0.0	0	4141.0		13,620
	7:00									0			0.0	0	4141.0		13,620
	8:00									0			0.0	0	4141.0		13,620
	9:00									0			0.0	0	4141.0		13,620
	10:00									0			0.0	0	4141.0		13,620
	11:00									0			0.0	0	4141.0		13,620
	12:00									0			0.0	0	4141.0		13,620
	13:00									0			0.0	0	4141.0		13,620
	14:00									0			0.0	0	4141.0		13,620
	15:00									0			0.0	0	4141.0		13,620
	16:00									0			0.0	0	4141.0		13,620
	17:00									0			0.0	0	4141.0		13,620
	18:00									0			0.0	0	4141.0		13,620
	19:00									0			0.0	0	4141.0		13,620
	20:00									0			0.0	0	4141.0		13,620
	21:00									0			0.0	0	4141.0		13,620
	22:00									0			0.0	0	4141.0		13,620
	23:00									0			0.0	0	4141.0		13,620

Flowback by
Supervisor
Operators
Location Phn#

Cardinal Flow Testing
Alan Tayrien
Troy Smith
979-218-6488

Well Name
Operator
Representative

WGV 22-23-697
Williams Production
Keith Hoffland

								Totals From Below: 0						0 4,608.0		6,599	
Date	Time	Wellhead Data			Separator				Gas Production		Fluid Production			Cumulative Prod		Frac Water	
MM/DD/YYYY	hh/mm	Tubing Press Psig	Casing Press Psig	Choke Size Ins.	Static Press. Psig	Diff. INS. H2O	Temp °F	Gas %	Approx. Flowrate MMCF/D	Cum. Volume MMCF	Cond. Prod. BO	Tank Gauge In H2O	Water Prod. BW	Cond. Prod. BO	Water Prod. BW	Pumped (1) BW	Yet To Recover BW
10/15/07	7:00									0			0.0	0	0.0		0
	8:00									0			0.0	0	0.0		0
	9:00									0			0.0	0	0.0		0
	10:00									0			0.0	0	0.0		0
	11:00									0			0.0	0	0.0		0
	12:00									0			0.0	0	0.0		0
	13:00									0			0.0	0	0.0		0
	14:00									0			0.0	0	0.0		0
	15:00									0			0.0	0	0.0		0
	16:00									0			0.0	0	0.0	6,486	6,486
	17:00		250	48						0			75.0	0	75.0		6,411
	18:00		225	48						0			150.0	0	225.0		6,261
	19:00		175	48						0			100.0	0	325.0		6,161
	20:00		150	48						0			80.0	0	405.0		6,081
	21:00		150	48						0			80.0	0	485.0		6,001
	22:00		125	48						0			70.0	0	555.0		5,931
	23:00		100	48						0			60.0	0	615.0		5,871
10/16/07	0:00		100	48						0			60.0	0	675.0		5,811
	1:00		100	48						0			60.0	0	735.0		5,751
	2:00		75	48						0			50.0	0	785.0		5,701
	3:00		75	48						0			50.0	0	835.0		5,651
	4:00		50	48						0			50.0	0	885.0		5,601
	5:00		50	48						0			40.0	0	925.0		5,561
	6:00		50	48						0			40.0	0	965.0		5,521
	7:00									0			0.0	0	965.0		5,521
	8:00									0			0.0	0	965.0		5,521
	9:35									0			0.0	0	965.0		5,521
	10:00									0			0.0	0	965.0		5,521
	11:00									0			0.0	0	965.0		5,521
	12:00									0			0.0	0	965.0		5,521
	13:00									0			0.0	0	965.0		5,521
	14:00									0			0.0	0	965.0	6,599	12,120
	15:00		150	48						0			0.0	0	965.0		12,120
	16:00		50	48						0			50.0	0	1015.0		12,070
	17:00		25	48						0			30.0	0	1045.0		12,040
	18:00		0	48						0			0.0	0	1045.0		12,040
	19:00		0	48						0			0.0	0	1045.0		12,040
	20:00		0	48						0			0.0	0	1045.0		12,040
	21:35		0	48						0			0.0	0	1045.0		12,040
	22:00		0	48						0			0.0	0	1045.0		12,040
	23:00		0	48						0			0.0	0	1045.0		12,040
10/17/07	0:00		0	48						0			0.0	0	1045.0		12,040
	1:00		0	48						0			0.0	0	1045.0		12,040
	2:00		0	48						0			0.0	0	1045.0		12,040
	3:00		0	48						0			0.0	0	1045.0		12,040
	4:00		0	48						0			0.0	0	1045.0		12,040
	5:00		0	48						0			0.0	0	1045.0		12,040
	6:00		0	48						0			0.0	0	1045.0		12,040
	7:00									0			0.0	0	1045.0		12,040
	8:00									0			0.0	0	1045.0		12,040

Flowback by
Supervisor
Operators
Location Phn#

Cardinal Flow Testing
Alan Tayrien
Troy Smith
979-218-6488

Well Name
Operator
Representative

WGV 22-23-697
Williams Production
Keith Hoffland

							Totals From Below: 0							0 4,608.0		6,599	
Date	Time	Wellhead Data			Separator				Gas Production		Fluid Production			Cumulative Prod		Frac Water	
MM/DD/YYYY	hh/mm	Tubing Press Psig	Casing Press Psig	Choke Size Ins.	Static Press. Psig	Diff. INS. H2O	Temp °F	Gas %	Approx. Flowrate MMCF/D	Cum. Volume MMCF	Cond. Prod. BO	Tank Gauge In H2O	Water Prod. BW	Cond. Prod. BO	Water Prod. BW	Pumped (1) BW	Yet To Recover BW
	9:00									0			0.0	0	1045.0		12,040
	10:00									0			0.0	0	1045.0		12,040
	11:00									0			0.0	0	1045.0		12,040
	12:00									0			0.0	0	1045.0		12,040
	13:00									0			0.0	0	1045.0		12,040
	14:00									0			0.0	0	1045.0		12,040
	15:00									0			0.0	0	1045.0		12,040
	16:00									0			0.0	0	1045.0		12,040
	17:00									0			0.0	0	1045.0	4,676	16,716
	18:00		300	32						0			0.0	0	1045.0		16,716
	19:00		300	32						0			20.0	0	1065.0		16,696
	20:00		400	32						0			50.0	0	1115.0		16,646
	21:00		300	32						0			30.0	0	1145.0		16,616
	22:00		400	32						0			40.0	0	1185.0		16,576
	23:00		550	24						0			40.0	0	1225.0		16,536
10/18/07	0:00		650	24						0			60.0	0	1285.0		16,476
	1:00		650	24						0			60.0	0	1345.0		16,416
	2:00		625	24						0			60.0	0	1405.0		16,356
	3:00		600	24						0			60.0	0	1465.0		16,296
	4:00		600	24						0			60.0	0	1525.0		16,236
	5:00		600	24						0			50.0	0	1575.0		16,186
	6:00		600	24						0			60.0	0	1635.0		16,126
	7:00		500	24						0			40.0	0	1675.0		16,086
	8:00		450	24						0			40.0	0	1715.0		16,046
	9:00		400	32						0			40.0	0	1755.0		16,006
	10:00		375	32						0			34.0	0	1789.0		15,972
	11:00		400	32						0			34.0	0	1823.0		15,938
	12:00		400	32						0			30.0	0	1853.0		15,908
	13:00		400	32						0			30.0	0	1883.0		15,878
	14:00		375	32						0			34.0	0	1917.0		15,844
	15:00		350	32						0			40.0	0	1957.0		15,804
	16:00		350	32						0			30.0	0	1987.0		15,774
	17:00		350	32						0			30.0	0	2017.0		15,744
	18:00		350	32						0			30.0	0	2047.0		15,714
	19:00		300	32						0			34.0	0	2081.0		15,680
	20:00		300	32						0			25.0	0	2106.0		15,655
	21:00		300	32						0			30.0	0	2136.0		15,625
	22:00		300	32						0			30.0	0	2166.0		15,595
	23:00		325	32						0			30.0	0	2196.0		15,565
10/19/07	0:00		325	32						0			25.0	0	2221.0		15,540
	1:00		350	32						0			25.0	0	2246.0		15,515
	2:00		325	32						0			30.0	0	2276.0		15,485
	3:00		300	32						0			30.0	0	2306.0		15,455
	4:00		300	32						0			20.0	0	2326.0		15,435
	5:00		300	32						0			30.0	0	2356.0		15,405
	6:00		325	32						0			30.0	0	2386.0		15,375
	7:00		300	32						0			30.0	0	2416.0		15,345
	8:00		300	32						0			30.0	0	2446.0		15,315
	9:00		300	32						0			30.0	0	2476.0		15,285
	10:00		275	32						0			30.0	0	2506.0		15,255

Flowback by
Supervisor
Operators
Location Phn#

Cardinal Flow Testing
Alan Tayrien
Troy Smith
979-218-6488

Well Name
Operator
Representative

WGV 22-23-697
Williams Production
Keith Hoffland

							Totals From Below: 0							0 4,608.0		6,599	
Date	Time	Wellhead Data			Separator				Gas Production		Fluid Production			Cumulative Prod		Frac Water	
MM/DD/YYYY	hh/mm	Tubing Press Psig	Casing Press Psig	Choke Size Ins.	Static Press. Psig	Diff. INS. H2O	Temp °F	Gas %	Approx. Flowrate MMCF/D	Cum. Volume MMCF	Cond. Prod. BO	Tank Gauge In H2O	Water Prod. BW	Cond. Prod. BO	Water Prod. BW	Pumped (1) BW	Yet To Recover BW
	11:00		325	48						0			40.0	0	2546.0		15,215
	12:00		375	48						0			50.0	0	2596.0		15,165
	13:00		450	48						0			40.0	0	2636.0		15,125
	14:00		550	48						0			40.0	0	2676.0		15,085
	15:00		575	48						0			30.0	0	2706.0		15,055
	16:00		550	24						0			30.0	0	2736.0		15,025
	17:00		550	24						0			30.0	0	2766.0		14,995
	18:00		500	24						0			25.0	0	2791.0		14,970
	19:00		450	24						0			25.0	0	2816.0		14,945
	20:00		425	24						0			30.0	0	2846.0		14,915
	21:00		400	24						0			30.0	0	2876.0		14,885
	22:00		400	32						0			30.0	0	2906.0		14,855
	23:00		375	32						0			30.0	0	2936.0		14,825
10/20/07	0:00		375	32						0			30.0	0	2966.0		14,795
	1:00		400	32						0			30.0	0	2996.0		14,765
	2:00		425	32						0			30.0	0	3026.0		14,735
	3:00		450	32						0			30.0	0	3056.0		14,705
	4:00		475	32						0			30.0	0	3086.0		14,675
	5:00		525	32						0			30.0	0	3116.0		14,645
	6:00		525	24						0			30.0	0	3146.0		14,615
	7:00		600	24						0			20.0	0	3166.0		14,595
	8:00		600	24						0			20.0	0	3186.0		14,575
	9:00		600	24						0			20.0	0	3206.0		14,555
	10:00		600	24						0			20.0	0	3226.0		14,535
	11:00		600	24						0			20.0	0	3246.0		14,515
	12:00		600	24						0			20.0	0	3266.0		14,495
	13:00		550	24						0			30.0	0	3296.0		14,465
	14:00		600	24						0			20.0	0	3316.0		14,445
	15:00		600	24						0			30.0	0	3346.0		14,415
	16:00		600	24						0			20.0	0	3366.0		14,395
	17:00		600	24						0			20.0	0	3386.0		14,375
	18:00		625	24						0			20.0	0	3406.0		14,355
	19:00		625	24						0			20.0	0	3426.0		14,335
	20:00		625	24						0			20.0	0	3446.0		14,315
	21:00		650	24						0			20.0	0	3466.0		14,295
	22:00		650	24						0			20.0	0	3486.0		14,275
	23:00		650	24						0			20.0	0	3506.0		14,255
10/21/07	0:00		650	24						0			20.0	0	3526.0		14,235
	1:00		675	24						0			20.0	0	3546.0		14,215
	2:00		675	24						0			20.0	0	3566.0		14,195
	3:00		675	24						0			20.0	0	3586.0		14,175
	4:00		675	24						0			20.0	0	3606.0		14,155
	5:00		675	24						0			20.0	0	3626.0		14,135
	6:00		675	24						0			20.0	0	3646.0		14,115
	7:00		675	24						0			20.0	0	3666.0		14,095
	8:00		675	24						0			20.0	0	3686.0		14,075
	9:00		675	24						0			20.0	0	3706.0		14,055
	10:00		675	24						0			20.0	0	3726.0		14,035
	11:00		675	24						0			20.0	0	3746.0		14,015
	12:00		700	24						0			20.0	0	3766.0		13,995

Flowback by
Supervisor
Operators
Location Phn#

Cardinal Flow Testing
Alan Tayrien
Troy Smith
979-218-6488

Well Name
Operator
Representative

WGV 22-23-697
Williams Production
Keith Hoffland

							Totals From Below: 0							0 4,608.0		6,599	
Date	Time	Wellhead Data			Separator				Gas Production		Fluid Production			Cumulative Prod		Frac Water	
MM/DD/YYYY	hh/mm	Tubing Press Psig	Casing Press Psig	Choke Size Ins.	Static Press. Psig	Diff. INS. H2O	Temp °F	Gas %	Approx. Flowrate MMCF/D	Cum. Volume MMCF	Cond. Prod. BO	Tank Gauge In H2O	Water Prod. BW	Cond. Prod. BO	Water Prod. BW	Pumped (1) BW	Yet To Recover BW
	13:00		700	24						0			20.0	0	3786.0		13,975
	14:00		700	24						0			20.0	0	3806.0		13,955
	15:00		700	24						0			25.0	0	3831.0		13,930
	16:00		700	24						0			20.0	0	3851.0		13,910
	17:00		700	24						0			20.0	0	3871.0		13,890
	18:00		700	24						0			20.0	0	3891.0		13,870
	19:00		700	24						0			25.0	0	3916.0		13,845
	20:00		700	24						0			20.0	0	3936.0		13,825
	21:00		700	24						0			20.0	0	3956.0		13,805
	22:00		700	24						0			20.0	0	3976.0		13,785
	23:00		700	24						0			20.0	0	3996.0		13,765
10/22/07	0:00		700	24						0			20.0	0	4016.0		13,745
	1:00		700	24						0			20.0	0	4036.0		13,725
	2:00		700	24						0			20.0	0	4056.0		13,705
	3:00		700	24						0			25.0	0	4081.0		13,680
	4:00		700	24						0			20.0	0	4101.0		13,660
	5:00		700	24						0			20.0	0	4121.0		13,640
	6:00		700	24						0			20.0	0	4141.0		13,620
	7:00		700	24						0			20.0	0	4161.0		13,600
	8:00		700	24						0			20.0	0	4181.0		13,580
	9:00		700	24						0			25.0	0	4206.0		13,555
	10:00		700	24						0			20.0	0	4226.0		13,535
	11:00		700	24						0			20.0	0	4246.0		13,515
	12:00		700	24						0			20.0	0	4266.0		13,495
	13:00		700	24						0			17.0	0	4283.0		13,478
	14:00		700	24						0			17.0	0	4300.0		13,461
	15:00		675	24						0			20.0	0	4320.0		13,441
	16:00		675	24						0			20.0	0	4340.0		13,421
	17:00		675	24						0			20.0	0	4360.0		13,401
	18:00		675	24						0			17.0	0	4377.0		13,384
	19:00		675	24						0			17.0	0	4394.0		13,367
	20:00		675	24						0			20.0	0	4414.0		13,347
	21:00		675	24						0			20.0	0	4434.0		13,327
	22:00		650	24						0			17.0	0	4451.0		13,310
	23:00		650	24						0			20.0	0	4471.0		13,290
10/23/07	0:00		650	24						0			20.0	0	4491.0		13,270
	1:00		650	24						0			20.0	0	4511.0		13,250
	2:00		650	24						0			20.0	0	4531.0		13,230
	3:00		650	24						0			17.0	0	4548.0		13,213
	4:00		650	24						0			20.0	0	4568.0		13,193
	5:00		650	24						0			20.0	0	4588.0		13,173
	6:00		650	24						0			20.0	0	4608.0		13,153
	7:00									0			0.0	0	4608.0		13,153
	8:00									0			0.0	0	4608.0		13,153
	9:00									0			0.0	0	4608.0		13,153
	10:00									0			0.0	0	4608.0		13,153
	11:00									0			0.0	0	4608.0		13,153
	12:00									0			0.0	0	4608.0		13,153
	13:00									0			0.0	0	4608.0		13,153
	14:00									0			0.0	0	4608.0		13,153

Flowback by
Supervisor
Operators
Location Phn#

Cardinal Flow Testing
Alan Tayrien
Troy Smith
979-218-6488

Well Name
Operator
Representative

WGV 22-23-697
Williams Production
Keith Hoffland

								Totals From Below: 0						0 4,608.0		6,599	
Date	Time	Wellhead Data			Separator				Gas Production		Fluid Production			Cumulative Prod		Frac Water	
MM/DD/YYYY	hh/mm	Tubing Press Psig	Casing Press Psig	Choke Size Ins.	Static Press. Psig	Diff. INS. H2O	Temp °F	Gas %	Approx. Flowrate MMCF/D	Cum. Volume MMCF	Cond. Prod. BO	Tank Gauge In H2O	Water Prod. BW	Cond. Prod. BO	Water Prod. BW	Pumped (1) BW	Yet To Recover BW
	15:00									0			0.0	0	4608.0		13,153
	16:00									0			0.0	0	4608.0		13,153
	17:00									0			0.0	0	4608.0		13,153
	18:00									0			0.0	0	4608.0		13,153
	19:00									0			0.0	0	4608.0		13,153
	20:00									0			0.0	0	4608.0		13,153
	21:00									0			0.0	0	4608.0		13,153
	22:00									0			0.0	0	4608.0		13,153
	23:00									0			0.0	0	4608.0		13,153
10/24/07	0:00									0			0.0	0	4608.0		13,153
	1:00									0			0.0	0	4608.0		13,153
	2:00									0			0.0	0	4608.0		13,153
	3:00									0			0.0	0	4608.0		13,153
	4:00									0			0.0	0	4608.0		13,153
	5:00									0			0.0	0	4608.0		13,153
	6:00									0			0.0	0	4608.0		13,153
	7:00									0			0.0	0	4608.0		13,153
	8:00									0			0.0	0	4608.0		13,153
	9:00									0			0.0	0	4608.0		13,153
	10:00									0			0.0	0	4608.0		13,153
	11:00									0			0.0	0	4608.0		13,153
	12:00									0			0.0	0	4608.0		13,153
	13:00									0			0.0	0	4608.0		13,153
	14:00									0			0.0	0	4608.0		13,153
	15:00									0			0.0	0	4608.0		13,153
	16:00									0			0.0	0	4608.0		13,153
	17:00									0			0.0	0	4608.0		13,153
	18:00									0			0.0	0	4608.0		13,153
	19:00									0			0.0	0	4608.0		13,153
	20:00									0			0.0	0	4608.0		13,153
	21:00									0			0.0	0	4608.0		13,153
	22:00									0			0.0	0	4608.0		13,153
	23:00									0			0.0	0	4608.0		13,153
10/25/07	0:00									0			0.0	0	4608.0		13,153
	1:00									0			0.0	0	4608.0		13,153
	2:00									0			0.0	0	4608.0		13,153
	3:00									0			0.0	0	4608.0		13,153
	4:00									0			0.0	0	4608.0		13,153
	5:00									0			0.0	0	4608.0		13,153
	6:00									0			0.0	0	4608.0		13,153
	7:00									0			0.0	0	4608.0		13,153
	8:00									0			0.0	0	4608.0		13,153
	9:00									0			0.0	0	4608.0		13,153
	10:00									0			0.0	0	4608.0		13,153
	11:00									0			0.0	0	4608.0		13,153
	12:00									0			0.0	0	4608.0		13,153
	13:00									0			0.0	0	4608.0		13,153
	14:00									0			0.0	0	4608.0		13,153
	15:00									0			0.0	0	4608.0		13,153
	16:00									0			0.0	0	4608.0		13,153

Flowback by
Supervisor
Operators
Location Phn#

Cardinal Flow Testing
Alan Tayrien
Troy Smith
979-218-6488

Well Name
Operator
Representative

WGV 22-23-697
Williams Production
Keith Hoffland

Totals From Below:									0					0		4,608.0		6,599	
Date	Time	Wellhead Data			Separator				Gas Production		Fluid Production			Cumulative Prod		Frac Water			
MM/DD/YYYY	hh/mm	Tubing Press Psig	Casing Press Psig	Choke Size Ins.	Static Press. Psig	Diff. INS. H2O	Temp °F	Gas %	Approx. Flowrate MMCF/D	Cum. Volume MMCF	Cond. Prod. BO	Tank Gauge In H2O	Water Prod. BW	Cond. Prod. BO	Water Prod. BW	Pumped (1) BW	Yet To Recover BW		
	17:00									0			0.0	0	4608.0		13,153		
	18:00									0			0.0	0	4608.0		13,153		
	19:00									0			0.0	0	4608.0		13,153		
	20:00									0			0.0	0	4608.0		13,153		
	21:00									0			0.0	0	4608.0		13,153		
	22:00									0			0.0	0	4608.0		13,153		
	23:00									0			0.0	0	4608.0		13,153		
	0:00									0			0.0	0	4608.0		13,153		
	1:00									0			0.0	0	4608.0		13,153		
	2:00									0			0.0	0	4608.0		13,153		
	3:00									0			0.0	0	4608.0		13,153		
	4:00									0			0.0	0	4608.0		13,153		
	5:00									0			0.0	0	4608.0		13,153		
	6:00									0			0.0	0	4608.0		13,153		
	7:00									0			0.0	0	4608.0		13,153		
	8:00									0			0.0	0	4608.0		13,153		
	9:00									0			0.0	0	4608.0		13,153		
	10:00									0			0.0	0	4608.0		13,153		
	11:00									0			0.0	0	4608.0		13,153		
	12:00									0			0.0	0	4608.0		13,153		
	13:00									0			0.0	0	4608.0		13,153		
	14:00									0			0.0	0	4608.0		13,153		
	15:00									0			0.0	0	4608.0		13,153		
	16:00									0			0.0	0	4608.0		13,153		
	17:00									0			0.0	0	4608.0		13,153		
	18:00									0			0.0	0	4608.0		13,153		
	19:00									0			0.0	0	4608.0		13,153		
	20:00									0			0.0	0	4608.0		13,153		
	21:00									0			0.0	0	4608.0		13,153		
	22:00									0			0.0	0	4608.0		13,153		
	23:00									0			0.0	0	4608.0		13,153		
	0:00									0			0.0	0	4608.0		13,153		
	1:00									0			0.0	0	4608.0		13,153		
	2:00									0			0.0	0	4608.0		13,153		
	3:00									0			0.0	0	4608.0		13,153		
	4:00									0			0.0	0	4608.0		13,153		
	5:00									0			0.0	0	4608.0		13,153		
	6:00									0			0.0	0	4608.0		13,153		
	7:00									0			0.0	0	4608.0		13,153		
	8:00									0			0.0	0	4608.0		13,153		
	9:00									0			0.0	0	4608.0		13,153		
	10:00									0			0.0	0	4608.0		13,153		
	11:00									0			0.0	0	4608.0		13,153		
	12:00									0			0.0	0	4608.0		13,153		
	13:00									0			0.0	0	4608.0		13,153		
	14:00									0			0.0	0	4608.0		13,153		
	15:00									0			0.0	0	4608.0		13,153		
	16:00									0			0.0	0	4608.0		13,153		
	17:00									0			0.0	0	4608.0		13,153		
	18:00									0			0.0	0	4608.0		13,153		

Flowback by
Supervisor
Operators
Location Phn#

Cardinal Flow Testing
Alan Tayrien
Troy Smith
979-218-6488

Well Name
Operator
Representative

WGV 22-23-697
Williams Production
Keith Hoffland

Totals From Below:									0					0		4,608.0		6,599	
Date	Time	Wellhead Data			Separator				Gas Production		Fluid Production			Cumulative Prod		Frac Water			
MM/DD/YYYY	hh/mm	Tubing Press Psig	Casing Press Psig	Choke Size Ins.	Static Press. Psig	Diff. INS. H2O	Temp °F	Gas %	Approx. Flowrate MMCF/D	Cum. Volume MMCF	Cond. Prod. BO	Tank Gauge In H2O	Water Prod. BW	Cond. Prod. BO	Water Prod. BW	Pumped (1) BW	Yet To Recover BW		
	19:00									0			0.0	0	4608.0		13,153		
	20:00									0			0.0	0	4608.0		13,153		
	21:00									0			0.0	0	4608.0		13,153		
	22:00									0			0.0	0	4608.0		13,153		
	23:00									0			0.0	0	4608.0		13,153		
	0:00									0			0.0	0	4608.0		13,153		
	1:00									0			0.0	0	4608.0		13,153		
	2:00									0			0.0	0	4608.0		13,153		
	3:00									0			0.0	0	4608.0		13,153		
	4:00									0			0.0	0	4608.0		13,153		
	5:00									0			0.0	0	4608.0		13,153		
	6:00									0			0.0	0	4608.0		13,153		
	7:00									0			0.0	0	4608.0		13,153		
	8:00									0			0.0	0	4608.0		13,153		
	9:00									0			0.0	0	4608.0		13,153		
	10:00									0			0.0	0	4608.0		13,153		
	11:00									0			0.0	0	4608.0		13,153		
	12:00									0			0.0	0	4608.0		13,153		
	13:00									0			0.0	0	4608.0		13,153		
	14:00									0			0.0	0	4608.0		13,153		
	15:00									0			0.0	0	4608.0		13,153		
	16:00									0			0.0	0	4608.0		13,153		
	17:00									0			0.0	0	4608.0		13,153		
	18:00									0			0.0	0	4608.0		13,153		
	19:00									0			0.0	0	4608.0		13,153		
	20:00									0			0.0	0	4608.0		13,153		
	21:00									0			0.0	0	4608.0		13,153		
	22:00									0			0.0	0	4608.0		13,153		
	23:00									0			0.0	0	4608.0		13,153		
	0:00									0			0.0	0	4608.0		13,153		
	1:00									0			0.0	0	4608.0		13,153		
	2:00									0			0.0	0	4608.0		13,153		
	3:00									0			0.0	0	4608.0		13,153		
	4:00									0			0.0	0	4608.0		13,153		
	5:00									0			0.0	0	4608.0		13,153		
	6:00									0			0.0	0	4608.0		13,153		
	7:00									0			0.0	0	4608.0		13,153		
	8:00									0			0.0	0	4608.0		13,153		
	9:00									0			0.0	0	4608.0		13,153		
	10:00									0			0.0	0	4608.0		13,153		
	11:00									0			0.0	0	4608.0		13,153		
	12:00									0			0.0	0	4608.0		13,153		
	13:00									0			0.0	0	4608.0		13,153		
	14:00									0			0.0	0	4608.0		13,153		
	15:00									0			0.0	0	4608.0		13,153		
	16:00									0			0.0	0	4608.0		13,153		
	17:00									0			0.0	0	4608.0		13,153		
	18:00									0			0.0	0	4608.0		13,153		
	19:00									0			0.0	0	4608.0		13,153		
	20:00									0			0.0	0	4608.0		13,153		

Flowback by
Supervisor
Operators
Location Phn#

Cardinal Flow Testing
Alan Tayrien
Troy Smith
979-218-6488

Well Name
Operator
Representative

WGV 22-23-697
Williams Production
Keith Hoffland

							Totals From Below: 0							0 4,608.0		6,599	
Date	Time	Wellhead Data			Separator				Gas Production		Fluid Production			Cumulative Prod		Frac Water	
MM/DD/YYYY	hh/mm	Tubing Press Psig	Casing Press Psig	Choke Size Ins.	Static Press. Psig	Diff. INS. H2O	Temp °F	Gas %	Approx. Flowrate MMCF/D	Cum. Volume MMCF	Cond. Prod. BO	Tank Gauge In H2O	Water Prod. BW	Cond. Prod. BO	Water Prod. BW	Pumped (1) BW	Yet To Recover BW
	21:00									0			0.0	0	4608.0		13,153
	22:00									0			0.0	0	4608.0		13,153
	23:00									0			0.0	0	4608.0		13,153
	0:00									0			0.0	0	4608.0		13,153
	1:00									0			0.0	0	4608.0		13,153
	2:00									0			0.0	0	4608.0		13,153
	3:00									0			0.0	0	4608.0		13,153
	4:00									0			0.0	0	4608.0		13,153
	5:00									0			0.0	0	4608.0		13,153
	6:00									0			0.0	0	4608.0		13,153
	7:00									0			0.0	0	4608.0		13,153
	8:00									0			0.0	0	4608.0		13,153
	9:00									0			0.0	0	4608.0		13,153
	10:00									0			0.0	0	4608.0		13,153
	11:00									0			0.0	0	4608.0		13,153
	12:00									0			0.0	0	4608.0		13,153
	13:00									0			0.0	0	4608.0		13,153
	14:00									0			0.0	0	4608.0		13,153
	15:00									0			0.0	0	4608.0		13,153
	16:00									0			0.0	0	4608.0		13,153
	17:00									0			0.0	0	4608.0		13,153
	18:00									0			0.0	0	4608.0		13,153
	19:00									0			0.0	0	4608.0		13,153
	20:00									0			0.0	0	4608.0		13,153
	21:00									0			0.0	0	4608.0		13,153
	22:00									0			0.0	0	4608.0		13,153
	23:00									0			0.0	0	4608.0		13,153
	0:00									0			0.0	0	4608.0		13,153
	1:00									0			0.0	0	4608.0		13,153
	2:00									0			0.0	0	4608.0		13,153
	3:00									0			0.0	0	4608.0		13,153
	4:00									0			0.0	0	4608.0		13,153
	5:00									0			0.0	0	4608.0		13,153
	6:00									0			0.0	0	4608.0		13,153
	7:00									0			0.0	0	4608.0		13,153
	8:00									0			0.0	0	4608.0		13,153
	9:00									0			0.0	0	4608.0		13,153
	10:00									0			0.0	0	4608.0		13,153
	11:00									0			0.0	0	4608.0		13,153
	12:00									0			0.0	0	4608.0		13,153
	13:00									0			0.0	0	4608.0		13,153
	14:00									0			0.0	0	4608.0		13,153
	15:00									0			0.0	0	4608.0		13,153
	16:00									0			0.0	0	4608.0		13,153
	17:00									0			0.0	0	4608.0		13,153
	18:00									0			0.0	0	4608.0		13,153
	19:00									0			0.0	0	4608.0		13,153
	20:00									0			0.0	0	4608.0		13,153
	21:00									0			0.0	0	4608.0		13,153
	22:00									0			0.0	0	4608.0		13,153

Flowback by
Supervisor
Operators
Location Phn#

Cardinal Flow Testing
Alan Tayrien
Troy Smith
979-218-6488

Well Name
Operator
Representative

WGV 22-23-697
Williams Production
Keith Hoffland

								Totals From Below: 0						0 4,608.0		6,599	
Date	Time	Wellhead Data			Separator				Gas Production		Fluid Production			Cumulative Prod		Frac Water	
MM/DD/YYYY	hh/mm	Tubing Press Psig	Casing Press Psig	Choke Size Ins.	Static Press. Psig	Diff. INS. H2O	Temp °F	Gas %	Approx. Flowrate MMCF/D	Cum. Volume MMCF	Cond. Prod. BO	Tank Gauge In H2O	Water Prod. BW	Cond. Prod. BO	Water Prod. BW	Pumped (1) BW	Yet To Recover BW
	23:00									0			0.0	0	4608.0		13,153
	0:00									0			0.0	0	4608.0		13,153
	1:00									0			0.0	0	4608.0		13,153
	2:00									0			0.0	0	4608.0		13,153
	3:00									0			0.0	0	4608.0		13,153
	4:00									0			0.0	0	4608.0		13,153
	5:00									0			0.0	0	4608.0		13,153
	6:00									0			0.0	0	4608.0		13,153
	7:00									0			0.0	0	4608.0		13,153
	8:00									0			0.0	0	4608.0		13,153
	9:00									0			0.0	0	4608.0		13,153
	10:00									0			0.0	0	4608.0		13,153
	11:00									0			0.0	0	4608.0		13,153
	12:00									0			0.0	0	4608.0		13,153
	13:00									0			0.0	0	4608.0		13,153
	14:00									0			0.0	0	4608.0		13,153
	15:00									0			0.0	0	4608.0		13,153
	16:00									0			0.0	0	4608.0		13,153
	17:00									0			0.0	0	4608.0		13,153
	18:00									0			0.0	0	4608.0		13,153
	19:00									0			0.0	0	4608.0		13,153
	20:00									0			0.0	0	4608.0		13,153
	21:00									0			0.0	0	4608.0		13,153
	22:00									0			0.0	0	4608.0		13,153
	23:00									0			0.0	0	4608.0		13,153
	0:00									0			0.0	0	4608.0		13,153
	1:00									0			0.0	0	4608.0		13,153
	2:00									0			0.0	0	4608.0		13,153
	3:00									0			0.0	0	4608.0		13,153
	4:00									0			0.0	0	4608.0		13,153
	5:00									0			0.0	0	4608.0		13,153
	6:00									0			0.0	0	4608.0		13,153
	7:00									0			0.0	0	4608.0		13,153
	8:00									0			0.0	0	4608.0		13,153
	9:00									0			0.0	0	4608.0		13,153
	10:00									0			0.0	0	4608.0		13,153
	11:00									0			0.0	0	4608.0		13,153
	12:00									0			0.0	0	4608.0		13,153
	13:00									0			0.0	0	4608.0		13,153
	14:00									0			0.0	0	4608.0		13,153
	15:00									0			0.0	0	4608.0		13,153
	16:00									0			0.0	0	4608.0		13,153
	17:00									0			0.0	0	4608.0		13,153
	18:00									0			0.0	0	4608.0		13,153
	19:00									0			0.0	0	4608.0		13,153
	20:00									0			0.0	0	4608.0		13,153
	21:00									0			0.0	0	4608.0		13,153
	22:00									0			0.0	0	4608.0		13,153
	23:00									0			0.0	0	4608.0		13,153
	0:00									0			0.0	0	4608.0		13,153

Flowback by
Supervisor
Operators
Location Phn#

Cardinal Flow Testing
Alan Tayrien
Troy Smith
979-218-6488

Well Name
Operator
Representative

WGV 22-23-697
Williams Production
Keith Hoffland

							Totals From Below: 0							0 4,608.0		6,599	
Date	Time	Wellhead Data			Separator				Gas Production		Fluid Production			Cumulative Prod		Frac Water	
MM/DD/YYYY	hh/mm	Tubing Press Psig	Casing Press Psig	Choke Size Ins.	Static Press. Psig	Diff. INS. H2O	Temp °F	Gas %	Approx. Flowrate MMCF/D	Cum. Volume MMCF	Cond. Prod. BO	Tank Gauge In H2O	Water Prod. BW	Cond. Prod. BO	Water Prod. BW	Pumped (1) BW	Yet To Recover BW
	1:00									0			0.0	0	4608.0		13,153
	2:00									0			0.0	0	4608.0		13,153
	3:00									0			0.0	0	4608.0		13,153
	4:00									0			0.0	0	4608.0		13,153
	5:00									0			0.0	0	4608.0		13,153
	6:00									0			0.0	0	4608.0		13,153
	7:00									0			0.0	0	4608.0		13,153
	8:00									0			0.0	0	4608.0		13,153
	9:00									0			0.0	0	4608.0		13,153
	10:00									0			0.0	0	4608.0		13,153
	11:00									0			0.0	0	4608.0		13,153
	12:00									0			0.0	0	4608.0		13,153
	13:00									0			0.0	0	4608.0		13,153
	14:00									0			0.0	0	4608.0		13,153
	15:00									0			0.0	0	4608.0		13,153
	16:00									0			0.0	0	4608.0		13,153
	17:00									0			0.0	0	4608.0		13,153
	18:00									0			0.0	0	4608.0		13,153
	19:00									0			0.0	0	4608.0		13,153
	20:00									0			0.0	0	4608.0		13,153
	21:00									0			0.0	0	4608.0		13,153
	22:00									0			0.0	0	4608.0		13,153
	23:00									0			0.0	0	4608.0		13,153
	0:00									0			0.0	0	4608.0		13,153
	1:00									0			0.0	0	4608.0		13,153
	2:00									0			0.0	0	4608.0		13,153
	3:00									0			0.0	0	4608.0		13,153
	4:00									0			0.0	0	4608.0		13,153
	5:00									0			0.0	0	4608.0		13,153
	6:00									0			0.0	0	4608.0		13,153
	7:00									0			0.0	0	4608.0		13,153
	8:00									0			0.0	0	4608.0		13,153
	9:00									0			0.0	0	4608.0		13,153
	10:00									0			0.0	0	4608.0		13,153
	11:00									0			0.0	0	4608.0		13,153
	12:00									0			0.0	0	4608.0		13,153
	13:00									0			0.0	0	4608.0		13,153
	14:00									0			0.0	0	4608.0		13,153
	15:00									0			0.0	0	4608.0		13,153
	16:00									0			0.0	0	4608.0		13,153
	17:00									0			0.0	0	4608.0		13,153
	18:00									0			0.0	0	4608.0		13,153
	19:00									0			0.0	0	4608.0		13,153
	20:00									0			0.0	0	4608.0		13,153
	21:00									0			0.0	0	4608.0		13,153
	22:00									0			0.0	0	4608.0		13,153
	23:00									0			0.0	0	4608.0		13,153

Flowback by
Supervisor
Operators
Location Phn#

Cardinal Flow Testing
Alan Tayrien
Troy Smith
979-218-6488

Well Name
Operator
Representative

WGV 22-23-697
Williams Production
Keith Hoffland

								Totals From Below: 0						0 4,995.0		6,599	
Date	Time	Wellhead Data			Separator				Gas Production		Fluid Production			Cumulative Prod		Frac Water	
MM/DD/YYYY	hh/mm	Tubing Press Psig	Casing Press Psig	Choke Size Ins.	Static Press. Psig	Diff. INS. H2O	Temp °F	Gas %	Approx. Flowrate MMCF/D	Cum. Volume MMCF	Cond. Prod. BO	Tank Gauge In H2O	Water Prod. BW	Cond. Prod. BO	Water Prod. BW	Pumped (1) BW	Yet To Recover BW
10/15/07	7:00									0			0.0	0	0.0		0
	8:00									0			0.0	0	0.0		0
	9:00									0			0.0	0	0.0		0
	10:00									0			0.0	0	0.0		0
	11:00									0			0.0	0	0.0		0
	12:00									0			0.0	0	0.0		0
	13:00									0			0.0	0	0.0		0
	14:00									0			0.0	0	0.0		0
	15:00									0			0.0	0	0.0		0
	16:00									0			0.0	0	0.0	6,486	6,486
	17:00		250	48						0			75.0	0	75.0		6,411
	18:00		225	48						0			150.0	0	225.0		6,261
	19:00		175	48						0			100.0	0	325.0		6,161
	20:00		150	48						0			80.0	0	405.0		6,081
21:00		150	48						0			80.0	0	485.0		6,001	
22:00		125	48						0			70.0	0	555.0		5,931	
23:00		100	48						0			60.0	0	615.0		5,871	
10/16/07	0:00		100	48					0			60.0	0	675.0		5,811	
	1:00		100	48					0			60.0	0	735.0		5,751	
	2:00		75	48					0			50.0	0	785.0		5,701	
	3:00		75	48					0			50.0	0	835.0		5,651	
	4:00		50	48					0			50.0	0	885.0		5,601	
	5:00		50	48					0			40.0	0	925.0		5,561	
	6:00		50	48					0			40.0	0	965.0		5,521	
	7:00								0			0.0	0	965.0		5,521	
	8:00								0			0.0	0	965.0		5,521	
	9:35								0			0.0	0	965.0		5,521	
	10:00								0			0.0	0	965.0		5,521	
	11:00								0			0.0	0	965.0		5,521	
	12:00								0			0.0	0	965.0		5,521	
	13:00								0			0.0	0	965.0		5,521	
	14:00								0			0.0	0	965.0	6,599	12,120	
	15:00		150	48					0			0.0	0	965.0		12,120	
	16:00		50	48					0			50.0	0	1015.0		12,070	
	17:00		25	48					0			30.0	0	1045.0		12,040	
	18:00		0	48					0			0.0	0	1045.0		12,040	
	19:00		0	48					0			0.0	0	1045.0		12,040	
	20:00		0	48					0			0.0	0	1045.0		12,040	
	21:35		0	48					0			0.0	0	1045.0		12,040	
	22:00		0	48					0			0.0	0	1045.0		12,040	
	23:00		0	48					0			0.0	0	1045.0		12,040	
10/17/07	0:00		0	48					0			0.0	0	1045.0		12,040	
	1:00		0	48					0			0.0	0	1045.0		12,040	
	2:00		0	48					0			0.0	0	1045.0		12,040	
	3:00		0	48					0			0.0	0	1045.0		12,040	
	4:00		0	48					0			0.0	0	1045.0		12,040	
	5:00		0	48					0			0.0	0	1045.0		12,040	
	6:00		0	48					0			0.0	0	1045.0		12,040	
	7:00								0			0.0	0	1045.0		12,040	
	8:00								0			0.0	0	1045.0		12,040	

Flowback by
Supervisor
Operators
Location Phn#

Cardinal Flow Testing
Alan Tayrien
Troy Smith
979-218-6488

Well Name
Operator
Representative

WGV 22-23-697
Williams Production
Keith Hoffland

							Totals From Below: 0							0 4,995.0		6,599	
Date	Time	Wellhead Data			Separator				Gas Production		Fluid Production			Cumulative Prod		Frac Water	
MM/DD/YYYY	hh/mm	Tubing Press Psig	Casing Press Psig	Choke Size Ins.	Static Press. Psig	Diff. INS. H2O	Temp °F	Gas %	Approx. Flowrate MMCF/D	Cum. Volume MMCF	Cond. Prod. BO	Tank Gauge In H2O	Water Prod. BW	Cond. Prod. BO	Water Prod. BW	Pumped (1) BW	Yet To Recover BW
	9:00									0			0.0	0	1045.0		12,040
	10:00									0			0.0	0	1045.0		12,040
	11:00									0			0.0	0	1045.0		12,040
	12:00									0			0.0	0	1045.0		12,040
	13:00									0			0.0	0	1045.0		12,040
	14:00									0			0.0	0	1045.0		12,040
	15:00									0			0.0	0	1045.0		12,040
	16:00									0			0.0	0	1045.0		12,040
	17:00									0			0.0	0	1045.0	4,676	16,716
	18:00		300	32						0			0.0	0	1045.0		16,716
	19:00		300	32						0			20.0	0	1065.0		16,696
	20:00		400	32						0			50.0	0	1115.0		16,646
	21:00		300	32						0			30.0	0	1145.0		16,616
	22:00		400	32						0			40.0	0	1185.0		16,576
	23:00		550	24						0			40.0	0	1225.0		16,536
10/18/07	0:00		650	24						0			60.0	0	1285.0		16,476
	1:00		650	24						0			60.0	0	1345.0		16,416
	2:00		625	24						0			60.0	0	1405.0		16,356
	3:00		600	24						0			60.0	0	1465.0		16,296
	4:00		600	24						0			60.0	0	1525.0		16,236
	5:00		600	24						0			50.0	0	1575.0		16,186
	6:00		600	24						0			60.0	0	1635.0		16,126
	7:00		500	24						0			40.0	0	1675.0		16,086
	8:00		450	24						0			40.0	0	1715.0		16,046
	9:00		400	32						0			40.0	0	1755.0		16,006
	10:00		375	32						0			34.0	0	1789.0		15,972
	11:00		400	32						0			34.0	0	1823.0		15,938
	12:00		400	32						0			30.0	0	1853.0		15,908
	13:00		400	32						0			30.0	0	1883.0		15,878
	14:00		375	32						0			34.0	0	1917.0		15,844
	15:00		350	32						0			40.0	0	1957.0		15,804
	16:00		350	32						0			30.0	0	1987.0		15,774
	17:00		350	32						0			30.0	0	2017.0		15,744
	18:00		350	32						0			30.0	0	2047.0		15,714
	19:00		300	32						0			34.0	0	2081.0		15,680
	20:00		300	32						0			25.0	0	2106.0		15,655
	21:00		300	32						0			30.0	0	2136.0		15,625
	22:00		300	32						0			30.0	0	2166.0		15,595
	23:00		325	32						0			30.0	0	2196.0		15,565
10/19/07	0:00		325	32						0			25.0	0	2221.0		15,540
	1:00		350	32						0			25.0	0	2246.0		15,515
	2:00		325	32						0			30.0	0	2276.0		15,485
	3:00		300	32						0			30.0	0	2306.0		15,455
	4:00		300	32						0			20.0	0	2326.0		15,435
	5:00		300	32						0			30.0	0	2356.0		15,405
	6:00		325	32						0			30.0	0	2386.0		15,375
	7:00		300	32						0			30.0	0	2416.0		15,345
	8:00		300	32						0			30.0	0	2446.0		15,315
	9:00		300	32						0			30.0	0	2476.0		15,285
	10:00		275	32						0			30.0	0	2506.0		15,255

Flowback by
Supervisor
Operators
Location Phn#

Cardinal Flow Testing
Alan Tayrien
Troy Smith
979-218-6488

Well Name
Operator
Representative

WGV 22-23-697
Williams Production
Keith Hoffland

							Totals From Below: 0							0 4,995.0		6,599	
Date	Time	Wellhead Data			Separator				Gas Production		Fluid Production			Cumulative Prod		Frac Water	
MM/DD/YYYY	hh/mm	Tubing Press Psig	Casing Press Psig	Choke Size Ins.	Static Press. Psig	Diff. INS. H2O	Temp °F	Gas %	Approx. Flowrate MMCF/D	Cum. Volume MMCF	Cond. Prod. BO	Tank Gauge In H2O	Water Prod. BW	Cond. Prod. BO	Water Prod. BW	Pumped (1) BW	Yet To Recover BW
	11:00		325	48						0			40.0	0	2546.0		15,215
	12:00		375	48						0			50.0	0	2596.0		15,165
	13:00		450	48						0			40.0	0	2636.0		15,125
	14:00		550	48						0			40.0	0	2676.0		15,085
	15:00		575	48						0			30.0	0	2706.0		15,055
	16:00		550	24						0			30.0	0	2736.0		15,025
	17:00		550	24						0			30.0	0	2766.0		14,995
	18:00		500	24						0			25.0	0	2791.0		14,970
	19:00		450	24						0			25.0	0	2816.0		14,945
	20:00		425	24						0			30.0	0	2846.0		14,915
	21:00		400	24						0			30.0	0	2876.0		14,885
	22:00		400	32						0			30.0	0	2906.0		14,855
	23:00		375	32						0			30.0	0	2936.0		14,825
10/20/07	0:00		375	32						0			30.0	0	2966.0		14,795
	1:00		400	32						0			30.0	0	2996.0		14,765
	2:00		425	32						0			30.0	0	3026.0		14,735
	3:00		450	32						0			30.0	0	3056.0		14,705
	4:00		475	32						0			30.0	0	3086.0		14,675
	5:00		525	32						0			30.0	0	3116.0		14,645
	6:00		525	24						0			30.0	0	3146.0		14,615
	7:00		600	24						0			20.0	0	3166.0		14,595
	8:00		600	24						0			20.0	0	3186.0		14,575
	9:00		600	24						0			20.0	0	3206.0		14,555
	10:00		600	24						0			20.0	0	3226.0		14,535
	11:00		600	24						0			20.0	0	3246.0		14,515
	12:00		600	24						0			20.0	0	3266.0		14,495
	13:00		550	24						0			30.0	0	3296.0		14,465
	14:00		600	24						0			20.0	0	3316.0		14,445
	15:00		600	24						0			30.0	0	3346.0		14,415
	16:00		600	24						0			20.0	0	3366.0		14,395
	17:00		600	24						0			20.0	0	3386.0		14,375
	18:00		625	24						0			20.0	0	3406.0		14,355
	19:00		625	24						0			20.0	0	3426.0		14,335
	20:00		625	24						0			20.0	0	3446.0		14,315
	21:00		650	24						0			20.0	0	3466.0		14,295
	22:00		650	24						0			20.0	0	3486.0		14,275
	23:00		650	24						0			20.0	0	3506.0		14,255
10/21/07	0:00		650	24						0			20.0	0	3526.0		14,235
	1:00		675	24						0			20.0	0	3546.0		14,215
	2:00		675	24						0			20.0	0	3566.0		14,195
	3:00		675	24						0			20.0	0	3586.0		14,175
	4:00		675	24						0			20.0	0	3606.0		14,155
	5:00		675	24						0			20.0	0	3626.0		14,135
	6:00		675	24						0			20.0	0	3646.0		14,115
	7:00		675	24						0			20.0	0	3666.0		14,095
	8:00		675	24						0			20.0	0	3686.0		14,075
	9:00		675	24						0			20.0	0	3706.0		14,055
	10:00		675	24						0			20.0	0	3726.0		14,035
	11:00		675	24						0			20.0	0	3746.0		14,015
	12:00		700	24						0			20.0	0	3766.0		13,995

Flowback by
Supervisor
Operators
Location Phn#

Cardinal Flow Testing
Alan Tayrien
Troy Smith
979-218-6488

Well Name
Operator
Representative

WGV 22-23-697
Williams Production
Keith Hoffland

							Totals From Below: 0							0 4,995.0		6,599	
Date	Time	Wellhead Data			Separator				Gas Production		Fluid Production			Cumulative Prod		Frac Water	
MM/DD/YYYY	hh/mm	Tubing Press Psig	Casing Press Psig	Choke Size Ins.	Static Press. Psig	Diff. INS. H2O	Temp °F	Gas %	Approx. Flowrate MMCF/D	Cum. Volume MMCF	Cond. Prod. BO	Tank Gauge In H2O	Water Prod. BW	Cond. Prod. BO	Water Prod. BW	Pumped (1) BW	Yet To Recover BW
	13:00		700	24						0			20.0	0	3786.0		13,975
	14:00		700	24						0			20.0	0	3806.0		13,955
	15:00		700	24						0			25.0	0	3831.0		13,930
	16:00		700	24						0			20.0	0	3851.0		13,910
	17:00		700	24						0			20.0	0	3871.0		13,890
	18:00		700	24						0			20.0	0	3891.0		13,870
	19:00		700	24						0			25.0	0	3916.0		13,845
	20:00		700	24						0			20.0	0	3936.0		13,825
	21:00		700	24						0			20.0	0	3956.0		13,805
	22:00		700	24						0			20.0	0	3976.0		13,785
	23:00		700	24						0			20.0	0	3996.0		13,765
10/22/07	0:00		700	24						0			20.0	0	4016.0		13,745
	1:00		700	24						0			20.0	0	4036.0		13,725
	2:00		700	24						0			20.0	0	4056.0		13,705
	3:00		700	24						0			25.0	0	4081.0		13,680
	4:00		700	24						0			20.0	0	4101.0		13,660
	5:00		700	24						0			20.0	0	4121.0		13,640
	6:00		700	24						0			20.0	0	4141.0		13,620
	7:00		700	24						0			20.0	0	4161.0		13,600
	8:00		700	24						0			20.0	0	4181.0		13,580
	9:00		700	24						0			25.0	0	4206.0		13,555
	10:00		700	24						0			20.0	0	4226.0		13,535
	11:00		700	24						0			20.0	0	4246.0		13,515
	12:00		700	24						0			20.0	0	4266.0		13,495
	13:00		700	24						0			17.0	0	4283.0		13,478
	14:00		700	24						0			17.0	0	4300.0		13,461
	15:00		675	24						0			20.0	0	4320.0		13,441
	16:00		675	24						0			20.0	0	4340.0		13,421
	17:00		675	24						0			20.0	0	4360.0		13,401
	18:00		675	24						0			17.0	0	4377.0		13,384
	19:00		675	24						0			17.0	0	4394.0		13,367
	20:00		675	24						0			20.0	0	4414.0		13,347
	21:00		675	24						0			20.0	0	4434.0		13,327
	22:00		650	24						0			17.0	0	4451.0		13,310
	23:00		650	24						0			20.0	0	4471.0		13,290
10/23/07	0:00		650	24						0			20.0	0	4491.0		13,270
	1:00		650	24						0			20.0	0	4511.0		13,250
	2:00		650	24						0			20.0	0	4531.0		13,230
	3:00		650	24						0			17.0	0	4548.0		13,213
	4:00		650	24						0			20.0	0	4568.0		13,193
	5:00		650	24						0			20.0	0	4588.0		13,173
	6:00		650	24						0			20.0	0	4608.0		13,153
	7:00		625	24						0			20.0	0	4628.0		13,133
	8:00		625	24						0			20.0	0	4648.0		13,113
	9:00		625	24						0			20.0	0	4668.0		13,093
	10:00		625	24						0			17.0	0	4685.0		13,076
	11:00		625	24						0			17.0	0	4702.0		13,059
	12:00		625	24						0			15.0	0	4717.0		13,044
	13:00		625	24						0			17.0	0	4734.0		13,027
	14:00		600	24						0			17.0	0	4751.0		13,010

Flowback by
Supervisor
Operators
Location Phn#

Cardinal Flow Testing
Alan Tayrien
Troy Smith
979-218-6488

Well Name
Operator
Representative

WGV 22-23-697
Williams Production
Keith Hoffland

							Totals From Below: 0							0 4,995.0		6,599	
Date	Time	Wellhead Data			Separator				Gas Production		Fluid Production			Cumulative Prod		Frac Water	
MM/DD/YYYY	hh/mm	Tubing Press Psig	Casing Press Psig	Choke Size Ins.	Static Press. Psig	Diff. INS. H2O	Temp °F	Gas %	Approx. Flowrate MMCF/D	Cum. Volume MMCF	Cond. Prod. BO	Tank Gauge In H2O	Water Prod. BW	Cond. Prod. BO	Water Prod. BW	Pumped (1) BW	Yet To Recover BW
	15:00		600	24						0			15.0	0	4766.0		12,995
	16:00		600	24						0			15.0	0	4781.0		12,980
	17:00		600	24						0			15.0	0	4796.0		12,965
	18:00		600	24						0			15.0	0	4811.0		12,950
	19:00		600	24						0			17.0	0	4828.0		12,933
	20:00		600	24						0			15.0	0	4843.0		12,918
	21:00		600	24						0			15.0	0	4858.0		12,903
	22:00		600	24						0			15.0	0	4873.0		12,888
	23:00		600	24						0			15.0	0	4888.0		12,873
10/24/07	0:00		600	24						0			15.0	0	4903.0		12,858
	1:00		600	24						0			15.0	0	4918.0		12,843
	2:00		600	24						0			15.0	0	4933.0		12,828
	3:00		600	24						0			17.0	0	4950.0		12,811
	4:00		575	24						0			15.0	0	4965.0		12,796
	5:00		575	24						0			15.0	0	4980.0		12,781
	6:00		575	24						0			15.0	0	4995.0		12,766
	7:00									0			0.0	0	4995.0		12,766
	8:00									0			0.0	0	4995.0		12,766
	9:00									0			0.0	0	4995.0		12,766
	10:00									0			0.0	0	4995.0		12,766
	11:00									0			0.0	0	4995.0		12,766
	12:00									0			0.0	0	4995.0		12,766
	13:00									0			0.0	0	4995.0		12,766
	14:00									0			0.0	0	4995.0		12,766
	15:00									0			0.0	0	4995.0		12,766
	16:00									0			0.0	0	4995.0		12,766
	17:00									0			0.0	0	4995.0		12,766
	18:00									0			0.0	0	4995.0		12,766
	19:00									0			0.0	0	4995.0		12,766
	20:00									0			0.0	0	4995.0		12,766
	21:00									0			0.0	0	4995.0		12,766
	22:00									0			0.0	0	4995.0		12,766
	23:00									0			0.0	0	4995.0		12,766
10/25/07	0:00									0			0.0	0	4995.0		12,766
	1:00									0			0.0	0	4995.0		12,766
	2:00									0			0.0	0	4995.0		12,766
	3:00									0			0.0	0	4995.0		12,766
	4:00									0			0.0	0	4995.0		12,766
	5:00									0			0.0	0	4995.0		12,766
	6:00									0			0.0	0	4995.0		12,766
	7:00									0			0.0	0	4995.0		12,766
	8:00									0			0.0	0	4995.0		12,766
	9:00									0			0.0	0	4995.0		12,766
	10:00									0			0.0	0	4995.0		12,766
	11:00									0			0.0	0	4995.0		12,766
	12:00									0			0.0	0	4995.0		12,766
	13:00									0			0.0	0	4995.0		12,766
	14:00									0			0.0	0	4995.0		12,766
	15:00									0			0.0	0	4995.0		12,766
	16:00									0			0.0	0	4995.0		12,766

Flowback by
Supervisor
Operators
Location Phn#

Cardinal Flow Testing
Alan Tayrien
Troy Smith
979-218-6488

Well Name
Operator
Representative

WGV 22-23-697
Williams Production
Keith Hoffland

Totals From Below:									0					0		4,995.0		6,599	
Date	Time	Wellhead Data			Separator				Gas Production		Fluid Production			Cumulative Prod		Frac Water			
MM/DD/YYYY	hh/mm	Tubing Press Psig	Casing Press Psig	Choke Size Ins.	Static Press. Psig	Diff. INS. H2O	Temp °F	Gas %	Approx. Flowrate MMCF/D	Cum. Volume MMCF	Cond. Prod. BO	Tank Gauge In H2O	Water Prod. BW	Cond. Prod. BO	Water Prod. BW	Pumped (1) BW	Yet To Recover BW		
	17:00									0			0.0	0	4995.0		12,766		
	18:00									0			0.0	0	4995.0		12,766		
	19:00									0			0.0	0	4995.0		12,766		
	20:00									0			0.0	0	4995.0		12,766		
	21:00									0			0.0	0	4995.0		12,766		
	22:00									0			0.0	0	4995.0		12,766		
	23:00									0			0.0	0	4995.0		12,766		
	0:00									0			0.0	0	4995.0		12,766		
	1:00									0			0.0	0	4995.0		12,766		
	2:00									0			0.0	0	4995.0		12,766		
	3:00									0			0.0	0	4995.0		12,766		
	4:00									0			0.0	0	4995.0		12,766		
	5:00									0			0.0	0	4995.0		12,766		
	6:00									0			0.0	0	4995.0		12,766		
	7:00									0			0.0	0	4995.0		12,766		
	8:00									0			0.0	0	4995.0		12,766		
	9:00									0			0.0	0	4995.0		12,766		
	10:00									0			0.0	0	4995.0		12,766		
	11:00									0			0.0	0	4995.0		12,766		
	12:00									0			0.0	0	4995.0		12,766		
	13:00									0			0.0	0	4995.0		12,766		
	14:00									0			0.0	0	4995.0		12,766		
	15:00									0			0.0	0	4995.0		12,766		
	16:00									0			0.0	0	4995.0		12,766		
	17:00									0			0.0	0	4995.0		12,766		
	18:00									0			0.0	0	4995.0		12,766		
	19:00									0			0.0	0	4995.0		12,766		
	20:00									0			0.0	0	4995.0		12,766		
	21:00									0			0.0	0	4995.0		12,766		
	22:00									0			0.0	0	4995.0		12,766		
	23:00									0			0.0	0	4995.0		12,766		
	0:00									0			0.0	0	4995.0		12,766		
	1:00									0			0.0	0	4995.0		12,766		
	2:00									0			0.0	0	4995.0		12,766		
	3:00									0			0.0	0	4995.0		12,766		
	4:00									0			0.0	0	4995.0		12,766		
	5:00									0			0.0	0	4995.0		12,766		
	6:00									0			0.0	0	4995.0		12,766		
	7:00									0			0.0	0	4995.0		12,766		
	8:00									0			0.0	0	4995.0		12,766		
	9:00									0			0.0	0	4995.0		12,766		
	10:00									0			0.0	0	4995.0		12,766		
	11:00									0			0.0	0	4995.0		12,766		
	12:00									0			0.0	0	4995.0		12,766		
	13:00									0			0.0	0	4995.0		12,766		
	14:00									0			0.0	0	4995.0		12,766		
	15:00									0			0.0	0	4995.0		12,766		
	16:00									0			0.0	0	4995.0		12,766		
	17:00									0			0.0	0	4995.0		12,766		
	18:00									0			0.0	0	4995.0		12,766		

Flowback by
Supervisor
Operators
Location Phn#

Cardinal Flow Testing
Alan Tayrien
Troy Smith
979-218-6488

Well Name
Operator
Representative

WGV 22-23-697
Williams Production
Keith Hoffland

									Totals From Below: 0					0 4,995.0		6,599	
Date	Time	Wellhead Data			Separator				Gas Production		Fluid Production			Cumulative Prod		Frac Water	
MM/DD/YYYY	hh/mm	Tubing Press Psig	Casing Press Psig	Choke Size Ins.	Static Press. Psig	Diff. INS. H2O	Temp °F	Gas %	Approx. Flowrate MMCF/D	Cum. Volume MMCF	Cond. Prod. BO	Tank Gauge In H2O	Water Prod. BW	Cond. Prod. BO	Water Prod. BW	Pumped (1) BW	Yet To Recover BW
	19:00									0			0.0	0	4995.0		12,766
	20:00									0			0.0	0	4995.0		12,766
	21:00									0			0.0	0	4995.0		12,766
	22:00									0			0.0	0	4995.0		12,766
	23:00									0			0.0	0	4995.0		12,766
	0:00									0			0.0	0	4995.0		12,766
	1:00									0			0.0	0	4995.0		12,766
	2:00									0			0.0	0	4995.0		12,766
	3:00									0			0.0	0	4995.0		12,766
	4:00									0			0.0	0	4995.0		12,766
	5:00									0			0.0	0	4995.0		12,766
	6:00									0			0.0	0	4995.0		12,766
	7:00									0			0.0	0	4995.0		12,766
	8:00									0			0.0	0	4995.0		12,766
	9:00									0			0.0	0	4995.0		12,766
	10:00									0			0.0	0	4995.0		12,766
	11:00									0			0.0	0	4995.0		12,766
	12:00									0			0.0	0	4995.0		12,766
	13:00									0			0.0	0	4995.0		12,766
	14:00									0			0.0	0	4995.0		12,766
	15:00									0			0.0	0	4995.0		12,766
	16:00									0			0.0	0	4995.0		12,766
	17:00									0			0.0	0	4995.0		12,766
	18:00									0			0.0	0	4995.0		12,766
	19:00									0			0.0	0	4995.0		12,766
	20:00									0			0.0	0	4995.0		12,766
	21:00									0			0.0	0	4995.0		12,766
	22:00									0			0.0	0	4995.0		12,766
	23:00									0			0.0	0	4995.0		12,766
	0:00									0			0.0	0	4995.0		12,766
	1:00									0			0.0	0	4995.0		12,766
	2:00									0			0.0	0	4995.0		12,766
	3:00									0			0.0	0	4995.0		12,766
	4:00									0			0.0	0	4995.0		12,766
	5:00									0			0.0	0	4995.0		12,766
	6:00									0			0.0	0	4995.0		12,766
	7:00									0			0.0	0	4995.0		12,766
	8:00									0			0.0	0	4995.0		12,766
	9:00									0			0.0	0	4995.0		12,766
	10:00									0			0.0	0	4995.0		12,766
	11:00									0			0.0	0	4995.0		12,766
	12:00									0			0.0	0	4995.0		12,766
	13:00									0			0.0	0	4995.0		12,766
	14:00									0			0.0	0	4995.0		12,766
	15:00									0			0.0	0	4995.0		12,766
	16:00									0			0.0	0	4995.0		12,766
	17:00									0			0.0	0	4995.0		12,766
	18:00									0			0.0	0	4995.0		12,766
	19:00									0			0.0	0	4995.0		12,766
	20:00									0			0.0	0	4995.0		12,766

Flowback by
Supervisor
Operators
Location Phn#

Cardinal Flow Testing
Alan Tayrien
Troy Smith
979-218-6488

Well Name
Operator
Representative

WGV 22-23-697
Williams Production
Keith Hoffland

							Totals From Below: 0							0 4,995.0		6,599	
Date	Time	Wellhead Data			Separator				Gas Production		Fluid Production			Cumulative Prod		Frac Water	
MM/DD/YYYY	hh/mm	Tubing Press Psig	Casing Press Psig	Choke Size Ins.	Static Press. Psig	Diff. INS. H2O	Temp °F	Gas %	Approx. Flowrate MMCF/D	Cum. Volume MMCF	Cond. Prod. BO	Tank Gauge In H2O	Water Prod. BW	Cond. Prod. BO	Water Prod. BW	Pumped (1) BW	Yet To Recover BW
	21:00									0			0.0	0	4995.0		12,766
	22:00									0			0.0	0	4995.0		12,766
	23:00									0			0.0	0	4995.0		12,766
	0:00									0			0.0	0	4995.0		12,766
	1:00									0			0.0	0	4995.0		12,766
	2:00									0			0.0	0	4995.0		12,766
	3:00									0			0.0	0	4995.0		12,766
	4:00									0			0.0	0	4995.0		12,766
	5:00									0			0.0	0	4995.0		12,766
	6:00									0			0.0	0	4995.0		12,766
	7:00									0			0.0	0	4995.0		12,766
	8:00									0			0.0	0	4995.0		12,766
	9:00									0			0.0	0	4995.0		12,766
	10:00									0			0.0	0	4995.0		12,766
	11:00									0			0.0	0	4995.0		12,766
	12:00									0			0.0	0	4995.0		12,766
	13:00									0			0.0	0	4995.0		12,766
	14:00									0			0.0	0	4995.0		12,766
	15:00									0			0.0	0	4995.0		12,766
	16:00									0			0.0	0	4995.0		12,766
	17:00									0			0.0	0	4995.0		12,766
	18:00									0			0.0	0	4995.0		12,766
	19:00									0			0.0	0	4995.0		12,766
	20:00									0			0.0	0	4995.0		12,766
	21:00									0			0.0	0	4995.0		12,766
	22:00									0			0.0	0	4995.0		12,766
	23:00									0			0.0	0	4995.0		12,766
	0:00									0			0.0	0	4995.0		12,766
	1:00									0			0.0	0	4995.0		12,766
	2:00									0			0.0	0	4995.0		12,766
	3:00									0			0.0	0	4995.0		12,766
	4:00									0			0.0	0	4995.0		12,766
	5:00									0			0.0	0	4995.0		12,766
	6:00									0			0.0	0	4995.0		12,766
	7:00									0			0.0	0	4995.0		12,766
	8:00									0			0.0	0	4995.0		12,766
	9:00									0			0.0	0	4995.0		12,766
	10:00									0			0.0	0	4995.0		12,766
	11:00									0			0.0	0	4995.0		12,766
	12:00									0			0.0	0	4995.0		12,766
	13:00									0			0.0	0	4995.0		12,766
	14:00									0			0.0	0	4995.0		12,766
	15:00									0			0.0	0	4995.0		12,766
	16:00									0			0.0	0	4995.0		12,766
	17:00									0			0.0	0	4995.0		12,766
	18:00									0			0.0	0	4995.0		12,766
	19:00									0			0.0	0	4995.0		12,766
	20:00									0			0.0	0	4995.0		12,766
	21:00									0			0.0	0	4995.0		12,766
	22:00									0			0.0	0	4995.0		12,766

Flowback by
Supervisor
Operators
Location Phn#

Cardinal Flow Testing
Alan Tayrien
Troy Smith
979-218-6488

Well Name
Operator
Representative

WGV 22-23-697
Williams Production
Keith Hoffland

								Totals From Below: 0						0 4,995.0		6,599	
Date	Time	Wellhead Data			Separator				Gas Production		Fluid Production			Cumulative Prod		Frac Water	
MM/DD/YYYY	hh/mm	Tubing Press Psig	Casing Press Psig	Choke Size Ins.	Static Press. Psig	Diff. INS. H2O	Temp °F	Gas %	Approx. Flowrate MMCF/D	Cum. Volume MMCF	Cond. Prod. BO	Tank Gauge In H2O	Water Prod. BW	Cond. Prod. BO	Water Prod. BW	Pumped (1) BW	Yet To Recover BW
	23:00									0			0.0	0	4995.0		12,766
	0:00									0			0.0	0	4995.0		12,766
	1:00									0			0.0	0	4995.0		12,766
	2:00									0			0.0	0	4995.0		12,766
	3:00									0			0.0	0	4995.0		12,766
	4:00									0			0.0	0	4995.0		12,766
	5:00									0			0.0	0	4995.0		12,766
	6:00									0			0.0	0	4995.0		12,766
	7:00									0			0.0	0	4995.0		12,766
	8:00									0			0.0	0	4995.0		12,766
	9:00									0			0.0	0	4995.0		12,766
	10:00									0			0.0	0	4995.0		12,766
	11:00									0			0.0	0	4995.0		12,766
	12:00									0			0.0	0	4995.0		12,766
	13:00									0			0.0	0	4995.0		12,766
	14:00									0			0.0	0	4995.0		12,766
	15:00									0			0.0	0	4995.0		12,766
	16:00									0			0.0	0	4995.0		12,766
	17:00									0			0.0	0	4995.0		12,766
	18:00									0			0.0	0	4995.0		12,766
	19:00									0			0.0	0	4995.0		12,766
	20:00									0			0.0	0	4995.0		12,766
	21:00									0			0.0	0	4995.0		12,766
	22:00									0			0.0	0	4995.0		12,766
	23:00									0			0.0	0	4995.0		12,766
	0:00									0			0.0	0	4995.0		12,766
	1:00									0			0.0	0	4995.0		12,766
	2:00									0			0.0	0	4995.0		12,766
	3:00									0			0.0	0	4995.0		12,766
	4:00									0			0.0	0	4995.0		12,766
	5:00									0			0.0	0	4995.0		12,766
	6:00									0			0.0	0	4995.0		12,766
	7:00									0			0.0	0	4995.0		12,766
	8:00									0			0.0	0	4995.0		12,766
	9:00									0			0.0	0	4995.0		12,766
	10:00									0			0.0	0	4995.0		12,766
	11:00									0			0.0	0	4995.0		12,766
	12:00									0			0.0	0	4995.0		12,766
	13:00									0			0.0	0	4995.0		12,766
	14:00									0			0.0	0	4995.0		12,766
	15:00									0			0.0	0	4995.0		12,766
	16:00									0			0.0	0	4995.0		12,766
	17:00									0			0.0	0	4995.0		12,766
	18:00									0			0.0	0	4995.0		12,766
	19:00									0			0.0	0	4995.0		12,766
	20:00									0			0.0	0	4995.0		12,766
	21:00									0			0.0	0	4995.0		12,766
	22:00									0			0.0	0	4995.0		12,766
	23:00									0			0.0	0	4995.0		12,766
	0:00									0			0.0	0	4995.0		12,766

Flowback by
Supervisor
Operators
Location Phn#

Cardinal Flow Testing
Alan Tayrien
Troy Smith
979-218-6488

Well Name
Operator
Representative

WGV 22-23-697
Williams Production
Keith Hoffland

								Totals From Below: 0						0 4,995.0		6,599	
Date	Time	Wellhead Data			Separator				Gas Production		Fluid Production			Cumulative Prod		Frac Water	
MM/DD/YYYY	hh/mm	Tubing Press Psig	Casing Press Psig	Choke Size Ins.	Static Press. Psig	Diff. INS. H2O	Temp °F	Gas %	Approx. Flowrate MMCF/D	Cum. Volume MMCF	Cond. Prod. BO	Tank Gauge In H2O	Water Prod. BW	Cond. Prod. BO	Water Prod. BW	Pumped (1) BW	Yet To Recover BW
	1:00									0			0.0	0	4995.0		12,766
	2:00									0			0.0	0	4995.0		12,766
	3:00									0			0.0	0	4995.0		12,766
	4:00									0			0.0	0	4995.0		12,766
	5:00									0			0.0	0	4995.0		12,766
	6:00									0			0.0	0	4995.0		12,766
	7:00									0			0.0	0	4995.0		12,766
	8:00									0			0.0	0	4995.0		12,766
	9:00									0			0.0	0	4995.0		12,766
	10:00									0			0.0	0	4995.0		12,766
	11:00									0			0.0	0	4995.0		12,766
	12:00									0			0.0	0	4995.0		12,766
	13:00									0			0.0	0	4995.0		12,766
	14:00									0			0.0	0	4995.0		12,766
	15:00									0			0.0	0	4995.0		12,766
	16:00									0			0.0	0	4995.0		12,766
	17:00									0			0.0	0	4995.0		12,766
	18:00									0			0.0	0	4995.0		12,766
	19:00									0			0.0	0	4995.0		12,766
	20:00									0			0.0	0	4995.0		12,766
	21:00									0			0.0	0	4995.0		12,766
	22:00									0			0.0	0	4995.0		12,766
	23:00									0			0.0	0	4995.0		12,766
	0:00									0			0.0	0	4995.0		12,766
	1:00									0			0.0	0	4995.0		12,766
	2:00									0			0.0	0	4995.0		12,766
	3:00									0			0.0	0	4995.0		12,766
	4:00									0			0.0	0	4995.0		12,766
	5:00									0			0.0	0	4995.0		12,766
	6:00									0			0.0	0	4995.0		12,766
	7:00									0			0.0	0	4995.0		12,766
	8:00									0			0.0	0	4995.0		12,766
	9:00									0			0.0	0	4995.0		12,766
	10:00									0			0.0	0	4995.0		12,766
	11:00									0			0.0	0	4995.0		12,766
	12:00									0			0.0	0	4995.0		12,766
	13:00									0			0.0	0	4995.0		12,766
	14:00									0			0.0	0	4995.0		12,766
	15:00									0			0.0	0	4995.0		12,766
	16:00									0			0.0	0	4995.0		12,766
	17:00									0			0.0	0	4995.0		12,766
	18:00									0			0.0	0	4995.0		12,766
	19:00									0			0.0	0	4995.0		12,766
	20:00									0			0.0	0	4995.0		12,766
	21:00									0			0.0	0	4995.0		12,766
	22:00									0			0.0	0	4995.0		12,766
	23:00									0			0.0	0	4995.0		12,766

Flowback by
Supervisor
Operators
Location Phn#

Cardinal Flow Testing
Alan Tayrien
Troy Smith
979-218-6488

Well Name
Operator
Representative

WGV 22-23-697
Williams Production
Keith Hoffland

								Totals From Below: 19,538						0 5,355.0		6,599	
Date	Time	Wellhead Data			Separator				Gas Production		Fluid Production			Cumulative Prod		Frac Water	
MM/DD/YYYY	hh/mm	Tubing Press Psig	Casing Press Psig	Choke Size Ins.	Static Press. Psig	Diff. INS. H2O	Temp °F	Gas %	Approx. Flowrate MMCF/D	Cum. Volume MMCF	Cond. Prod. BO	Tank Gauge In H2O	Water Prod. BW	Cond. Prod. BO	Water Prod. BW	Pumped (1) BW	Yet To Recover BW
10/15/07	7:00									0			0.0	0	0.0		0
	8:00									0			0.0	0	0.0		0
	9:00									0			0.0	0	0.0		0
	10:00									0			0.0	0	0.0		0
	11:00									0			0.0	0	0.0		0
	12:00									0			0.0	0	0.0		0
	13:00									0			0.0	0	0.0		0
	14:00									0			0.0	0	0.0		0
	15:00									0			0.0	0	0.0		0
	16:00									0			0.0	0	0.0	6,486	6,486
	17:00		250	48						0			75.0	0	75.0		6,411
	18:00		225	48						0			150.0	0	225.0		6,261
	19:00		175	48						0			100.0	0	325.0		6,161
	20:00		150	48						0			80.0	0	405.0		6,081
	21:00		150	48						0			80.0	0	485.0		6,001
	22:00		125	48						0			70.0	0	555.0		5,931
	23:00		100	48						0			60.0	0	615.0		5,871
10/16/07	0:00		100	48						0			60.0	0	675.0		5,811
	1:00		100	48						0			60.0	0	735.0		5,751
	2:00		75	48						0			50.0	0	785.0		5,701
	3:00		75	48						0			50.0	0	835.0		5,651
	4:00		50	48						0			50.0	0	885.0		5,601
	5:00		50	48						0			40.0	0	925.0		5,561
	6:00		50	48						0			40.0	0	965.0		5,521
	7:00									0			0.0	0	965.0		5,521
	8:00									0			0.0	0	965.0		5,521
	9:35									0			0.0	0	965.0		5,521
	10:00									0			0.0	0	965.0		5,521
	11:00									0			0.0	0	965.0		5,521
	12:00									0			0.0	0	965.0		5,521
	13:00									0			0.0	0	965.0		5,521
	14:00									0			0.0	0	965.0	6,599	12,120
	15:00		150	48						0			0.0	0	965.0		12,120
	16:00		50	48						0			50.0	0	1015.0		12,070
	17:00		25	48						0			30.0	0	1045.0		12,040
	18:00		0	48						0			0.0	0	1045.0		12,040
	19:00		0	48						0			0.0	0	1045.0		12,040
	20:00		0	48						0			0.0	0	1045.0		12,040
	21:35		0	48						0			0.0	0	1045.0		12,040
	22:00		0	48						0			0.0	0	1045.0		12,040
	23:00		0	48						0			0.0	0	1045.0		12,040
10/17/07	0:00		0	48						0			0.0	0	1045.0		12,040
	1:00		0	48						0			0.0	0	1045.0		12,040
	2:00		0	48						0			0.0	0	1045.0		12,040
	3:00		0	48						0			0.0	0	1045.0		12,040
	4:00		0	48						0			0.0	0	1045.0		12,040
	5:00		0	48						0			0.0	0	1045.0		12,040
	6:00		0	48						0			0.0	0	1045.0		12,040
	7:00									0			0.0	0	1045.0		12,040
	8:00									0			0.0	0	1045.0		12,040

Flowback by
Supervisor
Operators
Location Phn#

Cardinal Flow Testing
Alan Tayrien
Troy Smith
979-218-6488

Well Name
Operator
Representative

WGV 22-23-697
Williams Production
Keith Hoffland

							Totals From Below: 19,538							0 5,355.0		6,599	
Date	Time	Wellhead Data			Separator				Gas Production		Fluid Production			Cumulative Prod		Frac Water	
MM/DD/YYYY	hh/mm	Tubing Press Psig	Casing Press Psig	Choke Size Ins.	Static Press. Psig	Diff. INS. H2O	Temp °F	Gas %	Approx. Flowrate MMCF/D	Cum. Volume MMCF	Cond. Prod. BO	Tank Gauge In H2O	Water Prod. BW	Cond. Prod. BO	Water Prod. BW	Pumped (1) BW	Yet To Recover BW
	9:00									0			0.0	0	1045.0		12,040
	10:00									0			0.0	0	1045.0		12,040
	11:00									0			0.0	0	1045.0		12,040
	12:00									0			0.0	0	1045.0		12,040
	13:00									0			0.0	0	1045.0		12,040
	14:00									0			0.0	0	1045.0		12,040
	15:00									0			0.0	0	1045.0		12,040
	16:00									0			0.0	0	1045.0		12,040
	17:00									0			0.0	0	1045.0	4,676	16,716
	18:00		300	32						0			0.0	0	1045.0		16,716
	19:00		300	32						0			20.0	0	1065.0		16,696
	20:00		400	32						0			50.0	0	1115.0		16,646
	21:00		300	32						0			30.0	0	1145.0		16,616
	22:00		400	32						0			40.0	0	1185.0		16,576
	23:00		550	24						0			40.0	0	1225.0		16,536
10/18/07	0:00		650	24						0			60.0	0	1285.0		16,476
	1:00		650	24						0			60.0	0	1345.0		16,416
	2:00		625	24						0			60.0	0	1405.0		16,356
	3:00		600	24						0			60.0	0	1465.0		16,296
	4:00		600	24						0			60.0	0	1525.0		16,236
	5:00		600	24						0			50.0	0	1575.0		16,186
	6:00		600	24						0			60.0	0	1635.0		16,126
	7:00		500	24						0			40.0	0	1675.0		16,086
	8:00		450	24						0			40.0	0	1715.0		16,046
	9:00		400	32						0			40.0	0	1755.0		16,006
	10:00		375	32						0			34.0	0	1789.0		15,972
	11:00		400	32						0			34.0	0	1823.0		15,938
	12:00		400	32						0			30.0	0	1853.0		15,908
	13:00		400	32						0			30.0	0	1883.0		15,878
	14:00		375	32						0			34.0	0	1917.0		15,844
	15:00		350	32						0			40.0	0	1957.0		15,804
	16:00		350	32						0			30.0	0	1987.0		15,774
	17:00		350	32						0			30.0	0	2017.0		15,744
	18:00		350	32						0			30.0	0	2047.0		15,714
	19:00		300	32						0			34.0	0	2081.0		15,680
	20:00		300	32						0			25.0	0	2106.0		15,655
	21:00		300	32						0			30.0	0	2136.0		15,625
	22:00		300	32						0			30.0	0	2166.0		15,595
	23:00		325	32						0			30.0	0	2196.0		15,565
10/19/07	0:00		325	32						0			25.0	0	2221.0		15,540
	1:00		350	32						0			25.0	0	2246.0		15,515
	2:00		325	32						0			30.0	0	2276.0		15,485
	3:00		300	32						0			30.0	0	2306.0		15,455
	4:00		300	32						0			20.0	0	2326.0		15,435
	5:00		300	32						0			30.0	0	2356.0		15,405
	6:00		325	32						0			30.0	0	2386.0		15,375
	7:00		300	32						0			30.0	0	2416.0		15,345
	8:00		300	32						0			30.0	0	2446.0		15,315
	9:00		300	32						0			30.0	0	2476.0		15,285
	10:00		275	32						0			30.0	0	2506.0		15,255

Flowback by
Supervisor
Operators
Location Phn#

Cardinal Flow Testing
Alan Tayrien
Troy Smith
979-218-6488

Well Name
Operator
Representative

WGV 22-23-697
Williams Production
Keith Hoffland

							Totals From Below: 19,538							0 5,355.0		6,599	
Date	Time	Wellhead Data			Separator				Gas Production		Fluid Production			Cumulative Prod		Frac Water	
MM/DD/YYYY	hh/mm	Tubing Press Psig	Casing Press Psig	Choke Size Ins.	Static Press. Psig	Diff. INS. H2O	Temp °F	Gas %	Approx. Flowrate MMCF/D	Cum. Volume MMCF	Cond. Prod. BO	Tank Gauge In H2O	Water Prod. BW	Cond. Prod. BO	Water Prod. BW	Pumped (1) BW	Yet To Recover BW
	11:00		325	48						0			40.0	0	2546.0		15,215
	12:00		375	48						0			50.0	0	2596.0		15,165
	13:00		450	48						0			40.0	0	2636.0		15,125
	14:00		550	48						0			40.0	0	2676.0		15,085
	15:00		575	48						0			30.0	0	2706.0		15,055
	16:00		550	24						0			30.0	0	2736.0		15,025
	17:00		550	24						0			30.0	0	2766.0		14,995
	18:00		500	24						0			25.0	0	2791.0		14,970
	19:00		450	24						0			25.0	0	2816.0		14,945
	20:00		425	24						0			30.0	0	2846.0		14,915
	21:00		400	24						0			30.0	0	2876.0		14,885
	22:00		400	32						0			30.0	0	2906.0		14,855
	23:00		375	32						0			30.0	0	2936.0		14,825
10/20/07	0:00		375	32						0			30.0	0	2966.0		14,795
	1:00		400	32						0			30.0	0	2996.0		14,765
	2:00		425	32						0			30.0	0	3026.0		14,735
	3:00		450	32						0			30.0	0	3056.0		14,705
	4:00		475	32						0			30.0	0	3086.0		14,675
	5:00		525	32						0			30.0	0	3116.0		14,645
	6:00		525	24						0			30.0	0	3146.0		14,615
	7:00		600	24						0			20.0	0	3166.0		14,595
	8:00		600	24						0			20.0	0	3186.0		14,575
	9:00		600	24						0			20.0	0	3206.0		14,555
	10:00		600	24						0			20.0	0	3226.0		14,535
	11:00		600	24						0			20.0	0	3246.0		14,515
	12:00		600	24						0			20.0	0	3266.0		14,495
	13:00		550	24						0			30.0	0	3296.0		14,465
	14:00		600	24						0			20.0	0	3316.0		14,445
	15:00		600	24						0			30.0	0	3346.0		14,415
	16:00		600	24						0			20.0	0	3366.0		14,395
	17:00		600	24						0			20.0	0	3386.0		14,375
	18:00		625	24						0			20.0	0	3406.0		14,355
	19:00		625	24						0			20.0	0	3426.0		14,335
	20:00		625	24						0			20.0	0	3446.0		14,315
	21:00		650	24						0			20.0	0	3466.0		14,295
	22:00		650	24						0			20.0	0	3486.0		14,275
	23:00		650	24						0			20.0	0	3506.0		14,255
10/21/07	0:00		650	24						0			20.0	0	3526.0		14,235
	1:00		675	24						0			20.0	0	3546.0		14,215
	2:00		675	24						0			20.0	0	3566.0		14,195
	3:00		675	24						0			20.0	0	3586.0		14,175
	4:00		675	24						0			20.0	0	3606.0		14,155
	5:00		675	24						0			20.0	0	3626.0		14,135
	6:00		675	24						0			20.0	0	3646.0		14,115
	7:00		675	24						0			20.0	0	3666.0		14,095
	8:00		675	24						0			20.0	0	3686.0		14,075
	9:00		675	24						0			20.0	0	3706.0		14,055
	10:00		675	24						0			20.0	0	3726.0		14,035
	11:00		675	24						0			20.0	0	3746.0		14,015
	12:00		700	24						0			20.0	0	3766.0		13,995

Flowback by
Supervisor
Operators
Location Phn#

Cardinal Flow Testing
Alan Tayrien
Troy Smith
979-218-6488

Well Name
Operator
Representative

WGV 22-23-697
Williams Production
Keith Hoffland

								Totals From Below: 19,538						0 5,355.0		6,599	
Date	Time	Wellhead Data			Separator				Gas Production		Fluid Production			Cumulative Prod		Frac Water	
MM/DD/YYYY	hh/mm	Tubing Press Psig	Casing Press Psig	Choke Size Ins.	Static Press. Psig	Diff. INS. H2O	Temp °F	Gas %	Approx. Flowrate MMCF/D	Cum. Volume MMCF	Cond. Prod. BO	Tank Gauge In H2O	Water Prod. BW	Cond. Prod. BO	Water Prod. BW	Pumped (1) BW	Yet To Recover BW
	13:00		700	24						0			20.0	0	3786.0		13,975
	14:00		700	24						0			20.0	0	3806.0		13,955
	15:00		700	24						0			25.0	0	3831.0		13,930
	16:00		700	24						0			20.0	0	3851.0		13,910
	17:00		700	24						0			20.0	0	3871.0		13,890
	18:00		700	24						0			20.0	0	3891.0		13,870
	19:00		700	24						0			25.0	0	3916.0		13,845
	20:00		700	24						0			20.0	0	3936.0		13,825
	21:00		700	24						0			20.0	0	3956.0		13,805
	22:00		700	24						0			20.0	0	3976.0		13,785
	23:00		700	24						0			20.0	0	3996.0		13,765
10/22/07	0:00		700	24						0			20.0	0	4016.0		13,745
	1:00		700	24						0			20.0	0	4036.0		13,725
	2:00		700	24						0			20.0	0	4056.0		13,705
	3:00		700	24						0			25.0	0	4081.0		13,680
	4:00		700	24						0			20.0	0	4101.0		13,660
	5:00		700	24						0			20.0	0	4121.0		13,640
	6:00		700	24						0			20.0	0	4141.0		13,620
	7:00		700	24						0			20.0	0	4161.0		13,600
	8:00		700	24						0			20.0	0	4181.0		13,580
	9:00		700	24						0			25.0	0	4206.0		13,555
	10:00		700	24						0			20.0	0	4226.0		13,535
	11:00		700	24						0			20.0	0	4246.0		13,515
	12:00		700	24						0			20.0	0	4266.0		13,495
	13:00		700	24						0			17.0	0	4283.0		13,478
	14:00		700	24						0			17.0	0	4300.0		13,461
	15:00		675	24						0			20.0	0	4320.0		13,441
	16:00		675	24						0			20.0	0	4340.0		13,421
	17:00		675	24						0			20.0	0	4360.0		13,401
	18:00		675	24						0			17.0	0	4377.0		13,384
	19:00		675	24						0			17.0	0	4394.0		13,367
	20:00		675	24						0			20.0	0	4414.0		13,347
	21:00		675	24						0			20.0	0	4434.0		13,327
	22:00		650	24						0			17.0	0	4451.0		13,310
	23:00		650	24						0			20.0	0	4471.0		13,290
10/23/07	0:00		650	24						0			20.0	0	4491.0		13,270
	1:00		650	24						0			20.0	0	4511.0		13,250
	2:00		650	24						0			20.0	0	4531.0		13,230
	3:00		650	24						0			17.0	0	4548.0		13,213
	4:00		650	24						0			20.0	0	4568.0		13,193
	5:00		650	24						0			20.0	0	4588.0		13,173
	6:00		650	24						0			20.0	0	4608.0		13,153
	7:00		625	24						0			20.0	0	4628.0		13,133
	8:00		625	24						0			20.0	0	4648.0		13,113
	9:00		625	24						0			20.0	0	4668.0		13,093
	10:00		625	24						0			17.0	0	4685.0		13,076
	11:00		625	24						0			17.0	0	4702.0		13,059
	12:00		625	24						0			15.0	0	4717.0		13,044
	13:00		625	24						0			17.0	0	4734.0		13,027
	14:00		600	24						0			17.0	0	4751.0		13,010

Flowback by
Supervisor
Operators
Location Phn#

Cardinal Flow Testing
Alan Tayrien
Troy Smith
979-218-6488

Well Name
Operator
Representative

WGV 22-23-697
Williams Production
Keith Hoffland

								Totals From Below: 19,538						0 5,355.0		6,599	
Date	Time	Wellhead Data			Separator				Gas Production		Fluid Production			Cumulative Prod		Frac Water	
MM/DD/YYYY	hh/mm	Tubing Press Psig	Casing Press Psig	Choke Size Ins.	Static Press. Psig	Diff. INS. H2O	Temp °F	Gas %	Approx. Flowrate MMCF/D	Cum. Volume MMCF	Cond. Prod. BO	Tank Gauge In H2O	Water Prod. BW	Cond. Prod. BO	Water Prod. BW	Pumped (1) BW	Yet To Recover BW
	15:00		600	24						0			15.0	0	4766.0		12,995
	16:00		600	24						0			15.0	0	4781.0		12,980
	17:00		600	24						0			15.0	0	4796.0		12,965
	18:00		600	24						0			15.0	0	4811.0		12,950
	19:00		600	24						0			17.0	0	4828.0		12,933
	20:00		600	24						0			15.0	0	4843.0		12,918
	21:00		600	24						0			15.0	0	4858.0		12,903
	22:00		600	24						0			15.0	0	4873.0		12,888
	23:00		600	24						0			15.0	0	4888.0		12,873
10/24/07	0:00		600	24						0			15.0	0	4903.0		12,858
	1:00		600	24						0			15.0	0	4918.0		12,843
	2:00		600	24						0			15.0	0	4933.0		12,828
	3:00		600	24						0			17.0	0	4950.0		12,811
	4:00		575	24						0			15.0	0	4965.0		12,796
	5:00		575	24						0			15.0	0	4980.0		12,781
	6:00		575	24						0			15.0	0	4995.0		12,766
	7:00		575	24						0			15.0	0	5010.0		12,751
	8:00		575	24						0			17.0	0	5027.0		12,734
	9:00		575	24						0			17.0	0	5044.0		12,717
	10:00		575	24						0			17.0	0	5061.0		12,700
	11:00		575	24						0			15.0	0	5076.0		12,685
	12:00		575	24						0			15.0	0	5091.0		12,670
	13:00		600	24					1184.0	1,184			15.0	0	5106.0		12,655
	14:00		600	24					1063.0	2,247			17.0	0	5123.0		12,638
	15:00		600	24					1119.0	3,366			15.0	0	5138.0		12,623
	16:00		575	24					1114.0	4,480			15.0	0	5153.0		12,608
	17:00		575	24					1111.0	5,591			12.0	0	5165.0		12,596
	18:00		550	24					1112.0	6,703			15.0	0	5180.0		12,581
	19:00		550	24					1097.0	7,800			15.0	0	5195.0		12,566
	20:00		550	24					1106.0	8,906			12.0	0	5207.0		12,554
	21:00		550	24					1089.0	9,995			15.0	0	5222.0		12,539
	22:00		550	24					1,065	11,060			17.0	0	5239.0		12,522
	23:00		550	24					1,080	12,140			12.0	0	5251.0		12,510
10/25/07	0:00		550	24					1,084	13,224			15.0	0	5266.0		12,495
	1:00		550	24					1,074	14,298			15.0	0	5281.0		12,480
	2:00		550	24					1,028	15,326			15.0	0	5296.0		12,465
	3:00		550	24					1,068	16,394			12.0	0	5308.0		12,453
	4:00		550	24					1,045	17,439			17.0	0	5325.0		12,436
	5:00		550	24					1,048	18,487			15.0	0	5340.0		12,421
	6:00		525	24					1,051	19,538			15.0	0	5355.0		12,406
	7:00									19,538			0.0	0	5355.0		12,406
	8:00									19,538			0.0	0	5355.0		12,406
	9:00									19,538			0.0	0	5355.0		12,406
	10:00									19,538			0.0	0	5355.0		12,406
	11:00									19,538			0.0	0	5355.0		12,406
	12:00									19,538			0.0	0	5355.0		12,406
	13:00									19,538			0.0	0	5355.0		12,406
	14:00									19,538			0.0	0	5355.0		12,406
	15:00									19,538			0.0	0	5355.0		12,406
	16:00									19,538			0.0	0	5355.0		12,406

Flowback by
Supervisor
Operators
Location Phn#

Cardinal Flow Testing
Alan Tayrien
Troy Smith
979-218-6488

Well Name
Operator
Representative

WGV 22-23-697
Williams Production
Keith Hoffland

		Totals From Below: 19,538										0	5,355.0	6,599			
Date	Time	Wellhead Data			Separator				Gas Production		Fluid Production			Cumulative Prod		Frac Water	
MM/DD/YYYY	hh/mm	Tubing Press Psig	Casing Press Psig	Choke Size Ins.	Static Press. Psig	Diff. INS. H2O	Temp °F	Gas %	Approx. Flowrate MMCF/D	Cum. Volume MMCF	Cond. Prod. BO	Tank Gauge In H2O	Water Prod. BW	Cond. Prod. BO	Water Prod. BW	Pumped (1) BW	Yet To Recover BW
	17:00									19,538			0.0	0	5355.0		12,406
	18:00									19,538			0.0	0	5355.0		12,406
	19:00									19,538			0.0	0	5355.0		12,406
	20:00									19,538			0.0	0	5355.0		12,406
	21:00									19,538			0.0	0	5355.0		12,406
	22:00									19,538			0.0	0	5355.0		12,406
	23:00									19,538			0.0	0	5355.0		12,406
	0:00									19,538			0.0	0	5355.0		12,406
	1:00									19,538			0.0	0	5355.0		12,406
	2:00									19,538			0.0	0	5355.0		12,406
	3:00									19,538			0.0	0	5355.0		12,406
	4:00									19,538			0.0	0	5355.0		12,406
	5:00									19,538			0.0	0	5355.0		12,406
	6:00									19,538			0.0	0	5355.0		12,406
	7:00									19,538			0.0	0	5355.0		12,406
	8:00									19,538			0.0	0	5355.0		12,406
	9:00									19,538			0.0	0	5355.0		12,406
	10:00									19,538			0.0	0	5355.0		12,406
	11:00									19,538			0.0	0	5355.0		12,406
	12:00									19,538			0.0	0	5355.0		12,406
	13:00									19,538			0.0	0	5355.0		12,406
	14:00									19,538			0.0	0	5355.0		12,406
	15:00									19,538			0.0	0	5355.0		12,406
	16:00									19,538			0.0	0	5355.0		12,406
	17:00									19,538			0.0	0	5355.0		12,406
	18:00									19,538			0.0	0	5355.0		12,406
	19:00									19,538			0.0	0	5355.0		12,406
	20:00									19,538			0.0	0	5355.0		12,406
	21:00									19,538			0.0	0	5355.0		12,406
	22:00									19,538			0.0	0	5355.0		12,406
	23:00									19,538			0.0	0	5355.0		12,406
	0:00									19,538			0.0	0	5355.0		12,406
	1:00									19,538			0.0	0	5355.0		12,406
	2:00									19,538			0.0	0	5355.0		12,406
	3:00									19,538			0.0	0	5355.0		12,406
	4:00									19,538			0.0	0	5355.0		12,406
	5:00									19,538			0.0	0	5355.0		12,406
	6:00									19,538			0.0	0	5355.0		12,406
	7:00									19,538			0.0	0	5355.0		12,406
	8:00									19,538			0.0	0	5355.0		12,406
	9:00									19,538			0.0	0	5355.0		12,406
	10:00									19,538			0.0	0	5355.0		12,406
	11:00									19,538			0.0	0	5355.0		12,406
	12:00									19,538			0.0	0	5355.0		12,406
	13:00									19,538			0.0	0	5355.0		12,406
	14:00									19,538			0.0	0	5355.0		12,406
	15:00									19,538			0.0	0	5355.0		12,406
	16:00									19,538			0.0	0	5355.0		12,406
	17:00									19,538			0.0	0	5355.0		12,406
	18:00									19,538			0.0	0	5355.0		12,406

Flowback by
Supervisor
Operators
Location Phn#

Cardinal Flow Testing
Alan Tayrien
Troy Smith
979-218-6488

Well Name
Operator
Representative

WGV 22-23-697
Williams Production
Keith Hoffland

									Totals From Below: 19,538					0 5,355.0		6,599	
Date	Time	Wellhead Data			Separator				Gas Production		Fluid Production			Cumulative Prod		Frac Water	
MM/DD/YYYY	hh/mm	Tubing Press Psig	Casing Press Psig	Choke Size Ins.	Static Press. Psig	Diff. INS. H2O	Temp °F	Gas %	Approx. Flowrate MMCF/D	Cum. Volume MMCF	Cond. Prod. BO	Tank Gauge In H2O	Water Prod. BW	Cond. Prod. BO	Water Prod. BW	Pumped (1) BW	Yet To Recover BW
	19:00									19,538			0.0	0	5355.0		12,406
	20:00									19,538			0.0	0	5355.0		12,406
	21:00									19,538			0.0	0	5355.0		12,406
	22:00									19,538			0.0	0	5355.0		12,406
	23:00									19,538			0.0	0	5355.0		12,406
	0:00									19,538			0.0	0	5355.0		12,406
	1:00									19,538			0.0	0	5355.0		12,406
	2:00									19,538			0.0	0	5355.0		12,406
	3:00									19,538			0.0	0	5355.0		12,406
	4:00									19,538			0.0	0	5355.0		12,406
	5:00									19,538			0.0	0	5355.0		12,406
	6:00									19,538			0.0	0	5355.0		12,406
	7:00									19,538			0.0	0	5355.0		12,406
	8:00									19,538			0.0	0	5355.0		12,406
	9:00									19,538			0.0	0	5355.0		12,406
	10:00									19,538			0.0	0	5355.0		12,406
	11:00									19,538			0.0	0	5355.0		12,406
	12:00									19,538			0.0	0	5355.0		12,406
	13:00									19,538			0.0	0	5355.0		12,406
	14:00									19,538			0.0	0	5355.0		12,406
	15:00									19,538			0.0	0	5355.0		12,406
	16:00									19,538			0.0	0	5355.0		12,406
	17:00									19,538			0.0	0	5355.0		12,406
	18:00									19,538			0.0	0	5355.0		12,406
	19:00									19,538			0.0	0	5355.0		12,406
	20:00									19,538			0.0	0	5355.0		12,406
	21:00									19,538			0.0	0	5355.0		12,406
	22:00									19,538			0.0	0	5355.0		12,406
	23:00									19,538			0.0	0	5355.0		12,406
	0:00									19,538			0.0	0	5355.0		12,406
	1:00									19,538			0.0	0	5355.0		12,406
	2:00									19,538			0.0	0	5355.0		12,406
	3:00									19,538			0.0	0	5355.0		12,406
	4:00									19,538			0.0	0	5355.0		12,406
	5:00									19,538			0.0	0	5355.0		12,406
	6:00									19,538			0.0	0	5355.0		12,406
	7:00									19,538			0.0	0	5355.0		12,406
	8:00									19,538			0.0	0	5355.0		12,406
	9:00									19,538			0.0	0	5355.0		12,406
	10:00									19,538			0.0	0	5355.0		12,406
	11:00									19,538			0.0	0	5355.0		12,406
	12:00									19,538			0.0	0	5355.0		12,406
	13:00									19,538			0.0	0	5355.0		12,406
	14:00									19,538			0.0	0	5355.0		12,406
	15:00									19,538			0.0	0	5355.0		12,406
	16:00									19,538			0.0	0	5355.0		12,406
	17:00									19,538			0.0	0	5355.0		12,406
	18:00									19,538			0.0	0	5355.0		12,406
	19:00									19,538			0.0	0	5355.0		12,406
	20:00									19,538			0.0	0	5355.0		12,406

Flowback by
Supervisor
Operators
Location Phn#

Cardinal Flow Testing
Alan Tayrien
Troy Smith
979-218-6488

Well Name
Operator
Representative

WGV 22-23-697
Williams Production
Keith Hoffland

									Totals From Below: 19,538					0 5,355.0		6,599	
Date	Time	Wellhead Data			Separator				Gas Production		Fluid Production			Cumulative Prod		Frac Water	
MM/DD/YYYY	hh/mm	Tubing Press Psig	Casing Press Psig	Choke Size Ins.	Static Press. Psig	Diff. INS. H2O	Temp °F	Gas %	Approx. Flowrate MMCF/D	Cum. Volume MMCF	Cond. Prod. BO	Tank Gauge In H2O	Water Prod. BW	Cond. Prod. BO	Water Prod. BW	Pumped (1) BW	Yet To Recover BW
	21:00									19,538			0.0	0	5355.0		12,406
	22:00									19,538			0.0	0	5355.0		12,406
	23:00									19,538			0.0	0	5355.0		12,406
	0:00									19,538			0.0	0	5355.0		12,406
	1:00									19,538			0.0	0	5355.0		12,406
	2:00									19,538			0.0	0	5355.0		12,406
	3:00									19,538			0.0	0	5355.0		12,406
	4:00									19,538			0.0	0	5355.0		12,406
	5:00									19,538			0.0	0	5355.0		12,406
	6:00									19,538			0.0	0	5355.0		12,406
	7:00									19,538			0.0	0	5355.0		12,406
	8:00									19,538			0.0	0	5355.0		12,406
	9:00									19,538			0.0	0	5355.0		12,406
	10:00									19,538			0.0	0	5355.0		12,406
	11:00									19,538			0.0	0	5355.0		12,406
	12:00									19,538			0.0	0	5355.0		12,406
	13:00									19,538			0.0	0	5355.0		12,406
	14:00									19,538			0.0	0	5355.0		12,406
	15:00									19,538			0.0	0	5355.0		12,406
	16:00									19,538			0.0	0	5355.0		12,406
	17:00									19,538			0.0	0	5355.0		12,406
	18:00									19,538			0.0	0	5355.0		12,406
	19:00									19,538			0.0	0	5355.0		12,406
	20:00									19,538			0.0	0	5355.0		12,406
	21:00									19,538			0.0	0	5355.0		12,406
	22:00									19,538			0.0	0	5355.0		12,406
	23:00									19,538			0.0	0	5355.0		12,406
	0:00									19,538			0.0	0	5355.0		12,406
	1:00									19,538			0.0	0	5355.0		12,406
	2:00									19,538			0.0	0	5355.0		12,406
	3:00									19,538			0.0	0	5355.0		12,406
	4:00									19,538			0.0	0	5355.0		12,406
	5:00									19,538			0.0	0	5355.0		12,406
	6:00									19,538			0.0	0	5355.0		12,406
	7:00									19,538			0.0	0	5355.0		12,406
	8:00									19,538			0.0	0	5355.0		12,406
	9:00									19,538			0.0	0	5355.0		12,406
	10:00									19,538			0.0	0	5355.0		12,406
	11:00									19,538			0.0	0	5355.0		12,406
	12:00									19,538			0.0	0	5355.0		12,406
	13:00									19,538			0.0	0	5355.0		12,406
	14:00									19,538			0.0	0	5355.0		12,406
	15:00									19,538			0.0	0	5355.0		12,406
	16:00									19,538			0.0	0	5355.0		12,406
	17:00									19,538			0.0	0	5355.0		12,406
	18:00									19,538			0.0	0	5355.0		12,406
	19:00									19,538			0.0	0	5355.0		12,406
	20:00									19,538			0.0	0	5355.0		12,406
	21:00									19,538			0.0	0	5355.0		12,406
	22:00									19,538			0.0	0	5355.0		12,406

Flowback by
Supervisor
Operators
Location Phn#

Cardinal Flow Testing
Alan Tayrien
Troy Smith
979-218-6488

Well Name
Operator
Representative

WGV 22-23-697
Williams Production
Keith Hoffland

									Totals From Below: 19,538					0 5,355.0		6,599	
Date	Time	Wellhead Data			Separator				Gas Production		Fluid Production			Cumulative Prod		Frac Water	
MM/DD/YYYY	hh/mm	Tubing Press Psig	Casing Press Psig	Choke Size Ins.	Static Press. Psig	Diff. INS. H2O	Temp °F	Gas %	Approx. Flowrate MMCF/D	Cum. Volume MMCF	Cond. Prod. BO	Tank Gauge In H2O	Water Prod. BW	Cond. Prod. BO	Water Prod. BW	Pumped (1) BW	Yet To Recover BW
	23:00									19,538			0.0	0	5355.0		12,406
	0:00									19,538			0.0	0	5355.0		12,406
	1:00									19,538			0.0	0	5355.0		12,406
	2:00									19,538			0.0	0	5355.0		12,406
	3:00									19,538			0.0	0	5355.0		12,406
	4:00									19,538			0.0	0	5355.0		12,406
	5:00									19,538			0.0	0	5355.0		12,406
	6:00									19,538			0.0	0	5355.0		12,406
	7:00									19,538			0.0	0	5355.0		12,406
	8:00									19,538			0.0	0	5355.0		12,406
	9:00									19,538			0.0	0	5355.0		12,406
	10:00									19,538			0.0	0	5355.0		12,406
	11:00									19,538			0.0	0	5355.0		12,406
	12:00									19,538			0.0	0	5355.0		12,406
	13:00									19,538			0.0	0	5355.0		12,406
	14:00									19,538			0.0	0	5355.0		12,406
	15:00									19,538			0.0	0	5355.0		12,406
	16:00									19,538			0.0	0	5355.0		12,406
	17:00									19,538			0.0	0	5355.0		12,406
	18:00									19,538			0.0	0	5355.0		12,406
	19:00									19,538			0.0	0	5355.0		12,406
	20:00									19,538			0.0	0	5355.0		12,406
	21:00									19,538			0.0	0	5355.0		12,406
	22:00									19,538			0.0	0	5355.0		12,406
	23:00									19,538			0.0	0	5355.0		12,406
	0:00									19,538			0.0	0	5355.0		12,406
	1:00									19,538			0.0	0	5355.0		12,406
	2:00									19,538			0.0	0	5355.0		12,406
	3:00									19,538			0.0	0	5355.0		12,406
	4:00									19,538			0.0	0	5355.0		12,406
	5:00									19,538			0.0	0	5355.0		12,406
	6:00									19,538			0.0	0	5355.0		12,406
	7:00									19,538			0.0	0	5355.0		12,406
	8:00									19,538			0.0	0	5355.0		12,406
	9:00									19,538			0.0	0	5355.0		12,406
	10:00									19,538			0.0	0	5355.0		12,406
	11:00									19,538			0.0	0	5355.0		12,406
	12:00									19,538			0.0	0	5355.0		12,406
	13:00									19,538			0.0	0	5355.0		12,406
	14:00									19,538			0.0	0	5355.0		12,406
	15:00									19,538			0.0	0	5355.0		12,406
	16:00									19,538			0.0	0	5355.0		12,406
	17:00									19,538			0.0	0	5355.0		12,406
	18:00									19,538			0.0	0	5355.0		12,406
	19:00									19,538			0.0	0	5355.0		12,406
	20:00									19,538			0.0	0	5355.0		12,406
	21:00									19,538			0.0	0	5355.0		12,406
	22:00									19,538			0.0	0	5355.0		12,406
	23:00									19,538			0.0	0	5355.0		12,406
	0:00									19,538			0.0	0	5355.0		12,406

Flowback by
Supervisor
Operators
Location Phn#

Cardinal Flow Testing
Alan Tayrien
Troy Smith
979-218-6488

Well Name
Operator
Representative

WGV 22-23-697
Williams Production
Keith Hoffland

									Totals From Below: 19,538					0	5,355.0	6,599	
Date	Time	Wellhead Data			Separator				Gas Production		Fluid Production			Cumulative Prod		Frac Water	
MM/DD/YYYY	hh/mm	Tubing Press Psig	Casing Press Psig	Choke Size Ins.	Static Press. Psig	Diff. INS. H2O	Temp °F	Gas %	Approx. Flowrate MMCF/D	Cum. Volume MMCF	Cond. Prod. BO	Tank Gauge In H2O	Water Prod. BW	Cond. Prod. BO	Water Prod. BW	Pumped (1) BW	Yet To Recover BW
	1:00									19,538			0.0	0	5355.0		12,406
	2:00									19,538			0.0	0	5355.0		12,406
	3:00									19,538			0.0	0	5355.0		12,406
	4:00									19,538			0.0	0	5355.0		12,406
	5:00									19,538			0.0	0	5355.0		12,406
	6:00									19,538			0.0	0	5355.0		12,406
	7:00									19,538			0.0	0	5355.0		12,406
	8:00									19,538			0.0	0	5355.0		12,406
	9:00									19,538			0.0	0	5355.0		12,406
	10:00									19,538			0.0	0	5355.0		12,406
	11:00									19,538			0.0	0	5355.0		12,406
	12:00									19,538			0.0	0	5355.0		12,406
	13:00									19,538			0.0	0	5355.0		12,406
	14:00									19,538			0.0	0	5355.0		12,406
	15:00									19,538			0.0	0	5355.0		12,406
	16:00									19,538			0.0	0	5355.0		12,406
	17:00									19,538			0.0	0	5355.0		12,406
	18:00									19,538			0.0	0	5355.0		12,406
	19:00									19,538			0.0	0	5355.0		12,406
	20:00									19,538			0.0	0	5355.0		12,406
	21:00									19,538			0.0	0	5355.0		12,406
	22:00									19,538			0.0	0	5355.0		12,406
	23:00									19,538			0.0	0	5355.0		12,406
	0:00									19,538			0.0	0	5355.0		12,406
	1:00									19,538			0.0	0	5355.0		12,406
	2:00									19,538			0.0	0	5355.0		12,406
	3:00									19,538			0.0	0	5355.0		12,406
	4:00									19,538			0.0	0	5355.0		12,406
	5:00									19,538			0.0	0	5355.0		12,406
	6:00									19,538			0.0	0	5355.0		12,406
	7:00									19,538			0.0	0	5355.0		12,406
	8:00									19,538			0.0	0	5355.0		12,406
	9:00									19,538			0.0	0	5355.0		12,406
	10:00									19,538			0.0	0	5355.0		12,406
	11:00									19,538			0.0	0	5355.0		12,406
	12:00									19,538			0.0	0	5355.0		12,406
	13:00									19,538			0.0	0	5355.0		12,406
	14:00									19,538			0.0	0	5355.0		12,406
	15:00									19,538			0.0	0	5355.0		12,406
	16:00									19,538			0.0	0	5355.0		12,406
	17:00									19,538			0.0	0	5355.0		12,406
	18:00									19,538			0.0	0	5355.0		12,406
	19:00									19,538			0.0	0	5355.0		12,406
	20:00									19,538			0.0	0	5355.0		12,406
	21:00									19,538			0.0	0	5355.0		12,406
	22:00									19,538			0.0	0	5355.0		12,406
	23:00									19,538			0.0	0	5355.0		12,406

Flowback by
Supervisor
Operators
Location Phn#

Cardinal Flow Testing
Alan Tayrien
Troy Smith
979-218-6488

Well Name
Operator
Representative

WGV 22-23-697
Williams Production
Keith Hoffland

								Totals From Below: 44,581						0 5,590.0		6,599	
Date	Time	Wellhead Data			Separator				Gas Production		Fluid Production			Cumulative Prod		Frac Water	
MM/DD/YYYY	hh/mm	Tubing Press Psig	Casing Press Psig	Choke Size Ins.	Static Press. Psig	Diff. INS. H2O	Temp °F	Gas %	Approx. Flowrate MMCF/D	Cum. Volume MMCF	Cond. Prod. BO	Tank Gauge In H2O	Water Prod. BW	Cond. Prod. BO	Water Prod. BW	Pumped (1) BW	Yet To Recover BW
10/15/07	7:00									0			0.0	0	0.0		0
	8:00									0			0.0	0	0.0		0
	9:00									0			0.0	0	0.0		0
	10:00									0			0.0	0	0.0		0
	11:00									0			0.0	0	0.0		0
	12:00									0			0.0	0	0.0		0
	13:00									0			0.0	0	0.0		0
	14:00									0			0.0	0	0.0		0
	15:00									0			0.0	0	0.0		0
	16:00									0			0.0	0	0.0	6,486	6,486
	17:00		250	48						0			75.0	0	75.0		6,411
	18:00		225	48						0			150.0	0	225.0		6,261
	19:00		175	48						0			100.0	0	325.0		6,161
	20:00		150	48						0			80.0	0	405.0		6,081
	21:00		150	48						0			80.0	0	485.0		6,001
	22:00		125	48						0			70.0	0	555.0		5,931
	23:00		100	48						0			60.0	0	615.0		5,871
10/16/07	0:00		100	48						0			60.0	0	675.0		5,811
	1:00		100	48						0			60.0	0	735.0		5,751
	2:00		75	48						0			50.0	0	785.0		5,701
	3:00		75	48						0			50.0	0	835.0		5,651
	4:00		50	48						0			50.0	0	885.0		5,601
	5:00		50	48						0			40.0	0	925.0		5,561
	6:00		50	48						0			40.0	0	965.0		5,521
	7:00									0			0.0	0	965.0		5,521
	8:00									0			0.0	0	965.0		5,521
	9:35									0			0.0	0	965.0		5,521
	10:00									0			0.0	0	965.0		5,521
	11:00									0			0.0	0	965.0		5,521
	12:00									0			0.0	0	965.0		5,521
	13:00									0			0.0	0	965.0		5,521
	14:00									0			0.0	0	965.0	6,599	12,120
	15:00		150	48						0			0.0	0	965.0		12,120
	16:00		50	48						0			50.0	0	1015.0		12,070
	17:00		25	48						0			30.0	0	1045.0		12,040
	18:00		0	48						0			0.0	0	1045.0		12,040
	19:00		0	48						0			0.0	0	1045.0		12,040
	20:00		0	48						0			0.0	0	1045.0		12,040
	21:35		0	48						0			0.0	0	1045.0		12,040
	22:00		0	48						0			0.0	0	1045.0		12,040
	23:00		0	48						0			0.0	0	1045.0		12,040
10/17/07	0:00		0	48						0			0.0	0	1045.0		12,040
	1:00		0	48						0			0.0	0	1045.0		12,040
	2:00		0	48						0			0.0	0	1045.0		12,040
	3:00		0	48						0			0.0	0	1045.0		12,040
	4:00		0	48						0			0.0	0	1045.0		12,040
	5:00		0	48						0			0.0	0	1045.0		12,040
	6:00		0	48						0			0.0	0	1045.0		12,040
	7:00									0			0.0	0	1045.0		12,040
	8:00									0			0.0	0	1045.0		12,040

Flowback by
Supervisor
Operators
Location Phn#

Cardinal Flow Testing
Alan Tayrien
Troy Smith
979-218-6488

Well Name
Operator
Representative

WGV 22-23-697
Williams Production
Keith Hoffland

								Totals From Below: 44,581						0 5,590.0		6,599	
Date	Time	Wellhead Data			Separator				Gas Production		Fluid Production			Cumulative Prod		Frac Water	
MM/DD/YYYY	hh/mm	Tubing Press Psig	Casing Press Psig	Choke Size Ins.	Static Press. Psig	Diff. INS. H2O	Temp °F	Gas %	Approx. Flowrate MMCF/D	Cum. Volume MMCF	Cond. Prod. BO	Tank Gauge In H2O	Water Prod. BW	Cond. Prod. BO	Water Prod. BW	Pumped (1) BW	Yet To Recover BW
	9:00									0			0.0	0	1045.0		12,040
	10:00									0			0.0	0	1045.0		12,040
	11:00									0			0.0	0	1045.0		12,040
	12:00									0			0.0	0	1045.0		12,040
	13:00									0			0.0	0	1045.0		12,040
	14:00									0			0.0	0	1045.0		12,040
	15:00									0			0.0	0	1045.0		12,040
	16:00									0			0.0	0	1045.0		12,040
	17:00									0			0.0	0	1045.0	4,676	16,716
	18:00		300	32						0			0.0	0	1045.0		16,716
	19:00		300	32						0			20.0	0	1065.0		16,696
	20:00		400	32						0			50.0	0	1115.0		16,646
	21:00		300	32						0			30.0	0	1145.0		16,616
	22:00		400	32						0			40.0	0	1185.0		16,576
	23:00		550	24						0			40.0	0	1225.0		16,536
10/18/07	0:00		650	24						0			60.0	0	1285.0		16,476
	1:00		650	24						0			60.0	0	1345.0		16,416
	2:00		625	24						0			60.0	0	1405.0		16,356
	3:00		600	24						0			60.0	0	1465.0		16,296
	4:00		600	24						0			60.0	0	1525.0		16,236
	5:00		600	24						0			50.0	0	1575.0		16,186
	6:00		600	24						0			60.0	0	1635.0		16,126
	7:00		500	24						0			40.0	0	1675.0		16,086
	8:00		450	24						0			40.0	0	1715.0		16,046
	9:00		400	32						0			40.0	0	1755.0		16,006
	10:00		375	32						0			34.0	0	1789.0		15,972
	11:00		400	32						0			34.0	0	1823.0		15,938
	12:00		400	32						0			30.0	0	1853.0		15,908
	13:00		400	32						0			30.0	0	1883.0		15,878
	14:00		375	32						0			34.0	0	1917.0		15,844
	15:00		350	32						0			40.0	0	1957.0		15,804
	16:00		350	32						0			30.0	0	1987.0		15,774
	17:00		350	32						0			30.0	0	2017.0		15,744
	18:00		350	32						0			30.0	0	2047.0		15,714
	19:00		300	32						0			34.0	0	2081.0		15,680
	20:00		300	32						0			25.0	0	2106.0		15,655
	21:00		300	32						0			30.0	0	2136.0		15,625
	22:00		300	32						0			30.0	0	2166.0		15,595
	23:00		325	32						0			30.0	0	2196.0		15,565
10/19/07	0:00		325	32						0			25.0	0	2221.0		15,540
	1:00		350	32						0			25.0	0	2246.0		15,515
	2:00		325	32						0			30.0	0	2276.0		15,485
	3:00		300	32						0			30.0	0	2306.0		15,455
	4:00		300	32						0			20.0	0	2326.0		15,435
	5:00		300	32						0			30.0	0	2356.0		15,405
	6:00		325	32						0			30.0	0	2386.0		15,375
	7:00		300	32						0			30.0	0	2416.0		15,345
	8:00		300	32						0			30.0	0	2446.0		15,315
	9:00		300	32						0			30.0	0	2476.0		15,285
	10:00		275	32						0			30.0	0	2506.0		15,255

Flowback by
Supervisor
Operators
Location Phn#

Cardinal Flow Testing
Alan Tayrien
Troy Smith
979-218-6488

Well Name
Operator
Representative

WGV 22-23-697
Williams Production
Keith Hoffland

							Totals From Below: 44,581							0 5,590.0		6,599	
Date	Time	Wellhead Data			Separator				Gas Production		Fluid Production			Cumulative Prod		Frac Water	
MM/DD/YYYY	hh/mm	Tubing Press Psig	Casing Press Psig	Choke Size Ins.	Static Press. Psig	Diff. INS. H2O	Temp °F	Gas %	Approx. Flowrate MMCF/D	Cum. Volume MMCF	Cond. Prod. BO	Tank Gauge In H2O	Water Prod. BW	Cond. Prod. BO	Water Prod. BW	Pumped (1) BW	Yet To Recover BW
	11:00		325	48						0			40.0	0	2546.0		15,215
	12:00		375	48						0			50.0	0	2596.0		15,165
	13:00		450	48						0			40.0	0	2636.0		15,125
	14:00		550	48						0			40.0	0	2676.0		15,085
	15:00		575	48						0			30.0	0	2706.0		15,055
	16:00		550	24						0			30.0	0	2736.0		15,025
	17:00		550	24						0			30.0	0	2766.0		14,995
	18:00		500	24						0			25.0	0	2791.0		14,970
	19:00		450	24						0			25.0	0	2816.0		14,945
	20:00		425	24						0			30.0	0	2846.0		14,915
	21:00		400	24						0			30.0	0	2876.0		14,885
	22:00		400	32						0			30.0	0	2906.0		14,855
	23:00		375	32						0			30.0	0	2936.0		14,825
10/20/07	0:00		375	32						0			30.0	0	2966.0		14,795
	1:00		400	32						0			30.0	0	2996.0		14,765
	2:00		425	32						0			30.0	0	3026.0		14,735
	3:00		450	32						0			30.0	0	3056.0		14,705
	4:00		475	32						0			30.0	0	3086.0		14,675
	5:00		525	32						0			30.0	0	3116.0		14,645
	6:00		525	24						0			30.0	0	3146.0		14,615
	7:00		600	24						0			20.0	0	3166.0		14,595
	8:00		600	24						0			20.0	0	3186.0		14,575
	9:00		600	24						0			20.0	0	3206.0		14,555
	10:00		600	24						0			20.0	0	3226.0		14,535
	11:00		600	24						0			20.0	0	3246.0		14,515
	12:00		600	24						0			20.0	0	3266.0		14,495
	13:00		550	24						0			30.0	0	3296.0		14,465
	14:00		600	24						0			20.0	0	3316.0		14,445
	15:00		600	24						0			30.0	0	3346.0		14,415
	16:00		600	24						0			20.0	0	3366.0		14,395
	17:00		600	24						0			20.0	0	3386.0		14,375
	18:00		625	24						0			20.0	0	3406.0		14,355
	19:00		625	24						0			20.0	0	3426.0		14,335
	20:00		625	24						0			20.0	0	3446.0		14,315
	21:00		650	24						0			20.0	0	3466.0		14,295
	22:00		650	24						0			20.0	0	3486.0		14,275
	23:00		650	24						0			20.0	0	3506.0		14,255
10/21/07	0:00		650	24						0			20.0	0	3526.0		14,235
	1:00		675	24						0			20.0	0	3546.0		14,215
	2:00		675	24						0			20.0	0	3566.0		14,195
	3:00		675	24						0			20.0	0	3586.0		14,175
	4:00		675	24						0			20.0	0	3606.0		14,155
	5:00		675	24						0			20.0	0	3626.0		14,135
	6:00		675	24						0			20.0	0	3646.0		14,115
	7:00		675	24						0			20.0	0	3666.0		14,095
	8:00		675	24						0			20.0	0	3686.0		14,075
	9:00		675	24						0			20.0	0	3706.0		14,055
	10:00		675	24						0			20.0	0	3726.0		14,035
	11:00		675	24						0			20.0	0	3746.0		14,015
	12:00		700	24						0			20.0	0	3766.0		13,995

Flowback by
Supervisor
Operators
Location Phn#

Cardinal Flow Testing
Alan Tayrien
Troy Smith
979-218-6488

Well Name
Operator
Representative

WGV 22-23-697
Williams Production
Keith Hoffland

							Totals From Below: 44,581							0 5,590.0		6,599	
Date	Time	Wellhead Data			Separator				Gas Production		Fluid Production			Cumulative Prod		Frac Water	
MM/DD/YYYY	hh/mm	Tubing Press Psig	Casing Press Psig	Choke Size Ins.	Static Press. Psig	Diff. INS. H2O	Temp °F	Gas %	Approx. Flowrate MMCF/D	Cum. Volume MMCF	Cond. Prod. BO	Tank Gauge In H2O	Water Prod. BW	Cond. Prod. BO	Water Prod. BW	Pumped (1) BW	Yet To Recover BW
	13:00		700	24						0			20.0	0	3786.0		13,975
	14:00		700	24						0			20.0	0	3806.0		13,955
	15:00		700	24						0			25.0	0	3831.0		13,930
	16:00		700	24						0			20.0	0	3851.0		13,910
	17:00		700	24						0			20.0	0	3871.0		13,890
	18:00		700	24						0			20.0	0	3891.0		13,870
	19:00		700	24						0			25.0	0	3916.0		13,845
	20:00		700	24						0			20.0	0	3936.0		13,825
	21:00		700	24						0			20.0	0	3956.0		13,805
	22:00		700	24						0			20.0	0	3976.0		13,785
	23:00		700	24						0			20.0	0	3996.0		13,765
10/22/07	0:00		700	24						0			20.0	0	4016.0		13,745
	1:00		700	24						0			20.0	0	4036.0		13,725
	2:00		700	24						0			20.0	0	4056.0		13,705
	3:00		700	24						0			25.0	0	4081.0		13,680
	4:00		700	24						0			20.0	0	4101.0		13,660
	5:00		700	24						0			20.0	0	4121.0		13,640
	6:00		700	24						0			20.0	0	4141.0		13,620
	7:00		700	24						0			20.0	0	4161.0		13,600
	8:00		700	24						0			20.0	0	4181.0		13,580
	9:00		700	24						0			25.0	0	4206.0		13,555
	10:00		700	24						0			20.0	0	4226.0		13,535
	11:00		700	24						0			20.0	0	4246.0		13,515
	12:00		700	24						0			20.0	0	4266.0		13,495
	13:00		700	24						0			17.0	0	4283.0		13,478
	14:00		700	24						0			17.0	0	4300.0		13,461
	15:00		675	24						0			20.0	0	4320.0		13,441
	16:00		675	24						0			20.0	0	4340.0		13,421
	17:00		675	24						0			20.0	0	4360.0		13,401
	18:00		675	24						0			17.0	0	4377.0		13,384
	19:00		675	24						0			17.0	0	4394.0		13,367
	20:00		675	24						0			20.0	0	4414.0		13,347
	21:00		675	24						0			20.0	0	4434.0		13,327
	22:00		650	24						0			17.0	0	4451.0		13,310
	23:00		650	24						0			20.0	0	4471.0		13,290
10/23/07	0:00		650	24						0			20.0	0	4491.0		13,270
	1:00		650	24						0			20.0	0	4511.0		13,250
	2:00		650	24						0			20.0	0	4531.0		13,230
	3:00		650	24						0			17.0	0	4548.0		13,213
	4:00		650	24						0			20.0	0	4568.0		13,193
	5:00		650	24						0			20.0	0	4588.0		13,173
	6:00		650	24						0			20.0	0	4608.0		13,153
	7:00		625	24						0			20.0	0	4628.0		13,133
	8:00		625	24						0			20.0	0	4648.0		13,113
	9:00		625	24						0			20.0	0	4668.0		13,093
	10:00		625	24						0			17.0	0	4685.0		13,076
	11:00		625	24						0			17.0	0	4702.0		13,059
	12:00		625	24						0			15.0	0	4717.0		13,044
	13:00		625	24						0			17.0	0	4734.0		13,027
	14:00		600	24						0			17.0	0	4751.0		13,010

Flowback by
Supervisor
Operators
Location Phn#

Cardinal Flow Testing
Alan Tayrien
Troy Smith
979-218-6488

Well Name
Operator
Representative

WGV 22-23-697
Williams Production
Keith Hoffland

								Totals From Below: 44,581						0 5,590.0		6,599	
Date	Time	Wellhead Data			Separator				Gas Production		Fluid Production			Cumulative Prod		Frac Water	
MM/DD/YYYY	hh/mm	Tubing Press Psig	Casing Press Psig	Choke Size Ins.	Static Press. Psig	Diff. INS. H2O	Temp °F	Gas %	Approx. Flowrate MMCF/D	Cum. Volume MMCF	Cond. Prod. BO	Tank Gauge In H2O	Water Prod. BW	Cond. Prod. BO	Water Prod. BW	Pumped (1) BW	Yet To Recover BW
	15:00		600	24						0			15.0	0	4766.0		12,995
	16:00		600	24						0			15.0	0	4781.0		12,980
	17:00		600	24						0			15.0	0	4796.0		12,965
	18:00		600	24						0			15.0	0	4811.0		12,950
	19:00		600	24						0			17.0	0	4828.0		12,933
	20:00		600	24						0			15.0	0	4843.0		12,918
	21:00		600	24						0			15.0	0	4858.0		12,903
	22:00		600	24						0			15.0	0	4873.0		12,888
	23:00		600	24						0			15.0	0	4888.0		12,873
10/24/07	0:00		600	24						0			15.0	0	4903.0		12,858
	1:00		600	24						0			15.0	0	4918.0		12,843
	2:00		600	24						0			15.0	0	4933.0		12,828
	3:00		600	24						0			17.0	0	4950.0		12,811
	4:00		575	24						0			15.0	0	4965.0		12,796
	5:00		575	24						0			15.0	0	4980.0		12,781
	6:00		575	24						0			15.0	0	4995.0		12,766
	7:00		575	24						0			15.0	0	5010.0		12,751
	8:00		575	24						0			17.0	0	5027.0		12,734
	9:00		575	24						0			17.0	0	5044.0		12,717
	10:00		575	24						0			17.0	0	5061.0		12,700
	11:00		575	24						0			15.0	0	5076.0		12,685
	12:00		575	24						0			15.0	0	5091.0		12,670
	13:00		600	24					1184.0	1,184			15.0	0	5106.0		12,655
	14:00		600	24					1063.0	2,247			17.0	0	5123.0		12,638
	15:00		600	24					1119.0	3,366			15.0	0	5138.0		12,623
	16:00		575	24					1114.0	4,480			15.0	0	5153.0		12,608
	17:00		575	24					1111.0	5,591			12.0	0	5165.0		12,596
	18:00		550	24					1112.0	6,703			15.0	0	5180.0		12,581
	19:00		550	24					1097.0	7,800			15.0	0	5195.0		12,566
	20:00		550	24					1106.0	8,906			12.0	0	5207.0		12,554
	21:00		550	24					1089.0	9,995			15.0	0	5222.0		12,539
	22:00		550	24					1,065	11,060			17.0	0	5239.0		12,522
	23:00		550	24					1,080	12,140			12.0	0	5251.0		12,510
10/25/07	0:00		550	24					1,084	13,224			15.0	0	5266.0		12,495
	1:00		550	24					1,074	14,298			15.0	0	5281.0		12,480
	2:00		550	24					1,028	15,326			15.0	0	5296.0		12,465
	3:00		550	24					1,068	16,394			12.0	0	5308.0		12,453
	4:00		550	24					1,045	17,439			17.0	0	5325.0		12,436
	5:00		550	24					1,048	18,487			15.0	0	5340.0		12,421
	6:00		525	24					1,051	19,538			15.0	0	5355.0		12,406
	7:00		550	24					1,041	20,579			12.0	0	5367.0		12,394
	8:00		550	24					1,065	21,644			12.0	0	5379.0		12,382
	9:00		550	24					1,003	22,647			15.0	0	5394.0		12,367
	10:00		550	24					1,001	23,648			12.0	0	5406.0		12,355
	11:00		525	24					969	24,617			10.0	0	5416.0		12,345
	12:00		525	24					1,032	25,649			12.0	0	5428.0		12,333
	13:00		525	24					1,114	26,763			10.0	0	5438.0		12,323
	14:00		525	24					1,107	27,870			10.0	0	5448.0		12,313
	15:00		525	24					1,031	28,901			10.0	0	5458.0		12,303
	16:00		525	24					1,029	29,930			8.0	0	5466.0		12,295

Flowback by
Supervisor
Operators
Location Phn#

Cardinal Flow Testing
Alan Tayrien
Troy Smith
979-218-6488

Well Name
Operator
Representative

WGV 22-23-697
Williams Production
Keith Hoffland

								Totals From Below: 44,581					0 5,590.0		6,599		
Date	Time	Wellhead Data			Separator				Gas Production		Fluid Production			Cumulative Prod		Frac Water	
MM/DD/YYYY	hh/mm	Tubing Press Psig	Casing Press Psig	Choke Size Ins.	Static Press. Psig	Diff. INS. H2O	Temp °F	Gas %	Approx. Flowrate MMCF/D	Cum. Volume MMCF	Cond. Prod. BO	Tank Gauge In H2O	Water Prod. BW	Cond. Prod. BO	Water Prod. BW	Pumped (1) BW	Yet To Recover BW
	17:00		525	24					1,006	30,936			12.0	0	5478.0		12,283
	18:00		525	24					1,059	31,995			8.0	0	5486.0		12,275
	19:00		550	24					1,111	33,106			10.0	0	5496.0		12,265
	20:00		475	24					1,043	34,149			10.0	0	5506.0		12,255
	21:00		525	24					1,014	35,163			8.0	0	5514.0		12,247
	22:00		550	24					1,295	36,458			8.0	0	5522.0		12,239
	23:00		450	24					941	37,399			8.0	0	5530.0		12,231
10/26/07	0:00		550	24					998	38,397			10.0	0	5540.0		12,221
	1:00		550	24					979	39,376			8.0	0	5548.0		12,213
	2:00		525	24					1,197	40,573			8.0	0	5556.0		12,205
	3:00		525	24					1,256	41,829			8.0	0	5564.0		12,197
	4:00		475	24					897	42,726			10.0	0	5574.0		12,187
	5:00		500	24					852	43,578			8.0	0	5582.0		12,179
	6:00		500	24					1,003	44,581			8.0	0	5590.0		12,171
	7:00									44,581			0.0	0	5590.0		12,171
	8:00									44,581			0.0	0	5590.0		12,171
	9:00									44,581			0.0	0	5590.0		12,171
	10:00									44,581			0.0	0	5590.0		12,171
	11:00									44,581			0.0	0	5590.0		12,171
	12:00									44,581			0.0	0	5590.0		12,171
	13:00									44,581			0.0	0	5590.0		12,171
	14:00									44,581			0.0	0	5590.0		12,171
	15:00									44,581			0.0	0	5590.0		12,171
	16:00									44,581			0.0	0	5590.0		12,171
	17:00									44,581			0.0	0	5590.0		12,171
	18:00									44,581			0.0	0	5590.0		12,171
	19:00									44,581			0.0	0	5590.0		12,171
	20:00									44,581			0.0	0	5590.0		12,171
	21:00									44,581			0.0	0	5590.0		12,171
	22:00									44,581			0.0	0	5590.0		12,171
	23:00									44,581			0.0	0	5590.0		12,171
	0:00									44,581			0.0	0	5590.0		12,171
	1:00									44,581			0.0	0	5590.0		12,171
	2:00									44,581			0.0	0	5590.0		12,171
	3:00									44,581			0.0	0	5590.0		12,171
	4:00									44,581			0.0	0	5590.0		12,171
	5:00									44,581			0.0	0	5590.0		12,171
	6:00									44,581			0.0	0	5590.0		12,171
	7:00									44,581			0.0	0	5590.0		12,171
	8:00									44,581			0.0	0	5590.0		12,171
	9:00									44,581			0.0	0	5590.0		12,171
	10:00									44,581			0.0	0	5590.0		12,171
	11:00									44,581			0.0	0	5590.0		12,171
	12:00									44,581			0.0	0	5590.0		12,171
	13:00									44,581			0.0	0	5590.0		12,171
	14:00									44,581			0.0	0	5590.0		12,171
	15:00									44,581			0.0	0	5590.0		12,171
	16:00									44,581			0.0	0	5590.0		12,171
	17:00									44,581			0.0	0	5590.0		12,171
	18:00									44,581			0.0	0	5590.0		12,171

Flowback by
Supervisor
Operators
Location Phn#

Cardinal Flow Testing
Alan Tayrien
Troy Smith
979-218-6488

Well Name
Operator
Representative

WGV 22-23-697
Williams Production
Keith Hoffland

Totals From Below: 44,581										0 5,590.0			6,599				
Date MM/DD/YYYY	Time hh/mm	Wellhead Data			Separator				Gas Production		Fluid Production			Cumulative Prod		Frac Water	
		Tubing Press Psig	Casing Press Psig	Choke Size Ins.	Static Press. Psig	Diff. INS. H2O	Temp °F	Gas %	Approx. Flowrate MMCF/D	Cum. Volume MMCF	Cond. Prod. BO	Tank Gauge In H2O	Water Prod. BW	Cond. Prod. BO	Water Prod. BW	Pumped (1) BW	Yet To Recover BW
	19:00								44,581			0.0	0	5590.0		12,171	
	20:00								44,581			0.0	0	5590.0		12,171	
	21:00								44,581			0.0	0	5590.0		12,171	
	22:00								44,581			0.0	0	5590.0		12,171	
	23:00								44,581			0.0	0	5590.0		12,171	
	0:00								44,581			0.0	0	5590.0		12,171	
	1:00								44,581			0.0	0	5590.0		12,171	
	2:00								44,581			0.0	0	5590.0		12,171	
	3:00								44,581			0.0	0	5590.0		12,171	
	4:00								44,581			0.0	0	5590.0		12,171	
	5:00								44,581			0.0	0	5590.0		12,171	
	6:00								44,581			0.0	0	5590.0		12,171	
	7:00								44,581			0.0	0	5590.0		12,171	
	8:00								44,581			0.0	0	5590.0		12,171	
	9:00								44,581			0.0	0	5590.0		12,171	
	10:00								44,581			0.0	0	5590.0		12,171	
	11:00								44,581			0.0	0	5590.0		12,171	
	12:00								44,581			0.0	0	5590.0		12,171	
	13:00								44,581			0.0	0	5590.0		12,171	
	14:00								44,581			0.0	0	5590.0		12,171	
	15:00								44,581			0.0	0	5590.0		12,171	
	16:00								44,581			0.0	0	5590.0		12,171	
	17:00								44,581			0.0	0	5590.0		12,171	
	18:00								44,581			0.0	0	5590.0		12,171	
	19:00								44,581			0.0	0	5590.0		12,171	
	20:00								44,581			0.0	0	5590.0		12,171	
	21:00								44,581			0.0	0	5590.0		12,171	
	22:00								44,581			0.0	0	5590.0		12,171	
	23:00								44,581			0.0	0	5590.0		12,171	
	0:00								44,581			0.0	0	5590.0		12,171	
	1:00								44,581			0.0	0	5590.0		12,171	
	2:00								44,581			0.0	0	5590.0		12,171	
	3:00								44,581			0.0	0	5590.0		12,171	
	4:00								44,581			0.0	0	5590.0		12,171	
	5:00								44,581			0.0	0	5590.0		12,171	
	6:00								44,581			0.0	0	5590.0		12,171	
	7:00								44,581			0.0	0	5590.0		12,171	
	8:00								44,581			0.0	0	5590.0		12,171	
	9:00								44,581			0.0	0	5590.0		12,171	
	10:00								44,581			0.0	0	5590.0		12,171	
	11:00								44,581			0.0	0	5590.0		12,171	
	12:00								44,581			0.0	0	5590.0		12,171	
	13:00								44,581			0.0	0	5590.0		12,171	
	14:00								44,581			0.0	0	5590.0		12,171	
	15:00								44,581			0.0	0	5590.0		12,171	
	16:00								44,581			0.0	0	5590.0		12,171	
	17:00								44,581			0.0	0	5590.0		12,171	
	18:00								44,581			0.0	0	5590.0		12,171	
	19:00								44,581			0.0	0	5590.0		12,171	
	20:00								44,581			0.0	0	5590.0		12,171	

Flowback by
Supervisor
Operators
Location Phn#

Cardinal Flow Testing
Alan Tayrien
Troy Smith
979-218-6488

Well Name
Operator
Representative

WGV 22-23-697
Williams Production
Keith Hoffland

								Totals From Below: 44,581					0 5,590.0		6,599		
Date	Time	Wellhead Data			Separator				Gas Production		Fluid Production			Cumulative Prod		Frac Water	
MM/DD/YYYY	hh/mm	Tubing Press Psig	Casing Press Psig	Choke Size Ins.	Static Press. Psig	Diff. INS. H2O	Temp °F	Gas %	Approx. Flowrate MMCF/D	Cum. Volume MMCF	Cond. Prod. BO	Tank Gauge In H2O	Water Prod. BW	Cond. Prod. BO	Water Prod. BW	Pumped (1) BW	Yet To Recover BW
	21:00									44,581			0.0	0	5590.0		12,171
	22:00									44,581			0.0	0	5590.0		12,171
	23:00									44,581			0.0	0	5590.0		12,171
	0:00									44,581			0.0	0	5590.0		12,171
	1:00									44,581			0.0	0	5590.0		12,171
	2:00									44,581			0.0	0	5590.0		12,171
	3:00									44,581			0.0	0	5590.0		12,171
	4:00									44,581			0.0	0	5590.0		12,171
	5:00									44,581			0.0	0	5590.0		12,171
	6:00									44,581			0.0	0	5590.0		12,171
	7:00									44,581			0.0	0	5590.0		12,171
	8:00									44,581			0.0	0	5590.0		12,171
	9:00									44,581			0.0	0	5590.0		12,171
	10:00									44,581			0.0	0	5590.0		12,171
	11:00									44,581			0.0	0	5590.0		12,171
	12:00									44,581			0.0	0	5590.0		12,171
	13:00									44,581			0.0	0	5590.0		12,171
	14:00									44,581			0.0	0	5590.0		12,171
	15:00									44,581			0.0	0	5590.0		12,171
	16:00									44,581			0.0	0	5590.0		12,171
	17:00									44,581			0.0	0	5590.0		12,171
	18:00									44,581			0.0	0	5590.0		12,171
	19:00									44,581			0.0	0	5590.0		12,171
	20:00									44,581			0.0	0	5590.0		12,171
	21:00									44,581			0.0	0	5590.0		12,171
	22:00									44,581			0.0	0	5590.0		12,171
	23:00									44,581			0.0	0	5590.0		12,171
	0:00									44,581			0.0	0	5590.0		12,171
	1:00									44,581			0.0	0	5590.0		12,171
	2:00									44,581			0.0	0	5590.0		12,171
	3:00									44,581			0.0	0	5590.0		12,171
	4:00									44,581			0.0	0	5590.0		12,171
	5:00									44,581			0.0	0	5590.0		12,171
	6:00									44,581			0.0	0	5590.0		12,171
	7:00									44,581			0.0	0	5590.0		12,171
	8:00									44,581			0.0	0	5590.0		12,171
	9:00									44,581			0.0	0	5590.0		12,171
	10:00									44,581			0.0	0	5590.0		12,171
	11:00									44,581			0.0	0	5590.0		12,171
	12:00									44,581			0.0	0	5590.0		12,171
	13:00									44,581			0.0	0	5590.0		12,171
	14:00									44,581			0.0	0	5590.0		12,171
	15:00									44,581			0.0	0	5590.0		12,171
	16:00									44,581			0.0	0	5590.0		12,171
	17:00									44,581			0.0	0	5590.0		12,171
	18:00									44,581			0.0	0	5590.0		12,171
	19:00									44,581			0.0	0	5590.0		12,171
	20:00									44,581			0.0	0	5590.0		12,171
	21:00									44,581			0.0	0	5590.0		12,171
	22:00									44,581			0.0	0	5590.0		12,171

Flowback by
Supervisor
Operators
Location Phn#

Cardinal Flow Testing
Alan Tayrien
Troy Smith
979-218-6488

Well Name
Operator
Representative

WGV 22-23-697
Williams Production
Keith Hoffland

								Totals From Below: 44,581						0	5,590.0	6,599	
Date	Time	Wellhead Data			Separator				Gas Production		Fluid Production			Cumulative Prod		Frac Water	
MM/DD/YYYY	hh/mm	Tubing Press Psig	Casing Press Psig	Choke Size Ins.	Static Press. Psig	Diff. INS. H2O	Temp °F	Gas %	Approx. Flowrate MMCF/D	Cum. Volume MMCF	Cond. Prod. BO	Tank Gauge In H2O	Water Prod. BW	Cond. Prod. BO	Water Prod. BW	Pumped (1) BW	Yet To Recover BW
	23:00									44,581			0.0	0	5590.0		12,171
	0:00									44,581			0.0	0	5590.0		12,171
	1:00									44,581			0.0	0	5590.0		12,171
	2:00									44,581			0.0	0	5590.0		12,171
	3:00									44,581			0.0	0	5590.0		12,171
	4:00									44,581			0.0	0	5590.0		12,171
	5:00									44,581			0.0	0	5590.0		12,171
	6:00									44,581			0.0	0	5590.0		12,171
	7:00									44,581			0.0	0	5590.0		12,171
	8:00									44,581			0.0	0	5590.0		12,171
	9:00									44,581			0.0	0	5590.0		12,171
	10:00									44,581			0.0	0	5590.0		12,171
	11:00									44,581			0.0	0	5590.0		12,171
	12:00									44,581			0.0	0	5590.0		12,171
	13:00									44,581			0.0	0	5590.0		12,171
	14:00									44,581			0.0	0	5590.0		12,171
	15:00									44,581			0.0	0	5590.0		12,171
	16:00									44,581			0.0	0	5590.0		12,171
	17:00									44,581			0.0	0	5590.0		12,171
	18:00									44,581			0.0	0	5590.0		12,171
	19:00									44,581			0.0	0	5590.0		12,171
	20:00									44,581			0.0	0	5590.0		12,171
	21:00									44,581			0.0	0	5590.0		12,171
	22:00									44,581			0.0	0	5590.0		12,171
	23:00									44,581			0.0	0	5590.0		12,171
	0:00									44,581			0.0	0	5590.0		12,171
	1:00									44,581			0.0	0	5590.0		12,171
	2:00									44,581			0.0	0	5590.0		12,171
	3:00									44,581			0.0	0	5590.0		12,171
	4:00									44,581			0.0	0	5590.0		12,171
	5:00									44,581			0.0	0	5590.0		12,171
	6:00									44,581			0.0	0	5590.0		12,171
	7:00									44,581			0.0	0	5590.0		12,171
	8:00									44,581			0.0	0	5590.0		12,171
	9:00									44,581			0.0	0	5590.0		12,171
	10:00									44,581			0.0	0	5590.0		12,171
	11:00									44,581			0.0	0	5590.0		12,171
	12:00									44,581			0.0	0	5590.0		12,171
	13:00									44,581			0.0	0	5590.0		12,171
	14:00									44,581			0.0	0	5590.0		12,171
	15:00									44,581			0.0	0	5590.0		12,171
	16:00									44,581			0.0	0	5590.0		12,171
	17:00									44,581			0.0	0	5590.0		12,171
	18:00									44,581			0.0	0	5590.0		12,171
	19:00									44,581			0.0	0	5590.0		12,171
	20:00									44,581			0.0	0	5590.0		12,171
	21:00									44,581			0.0	0	5590.0		12,171
	22:00									44,581			0.0	0	5590.0		12,171
	23:00									44,581			0.0	0	5590.0		12,171
	0:00									44,581			0.0	0	5590.0		12,171

Flowback by
Supervisor
Operators
Location Phn#

Cardinal Flow Testing
Alan Tayrien
Troy Smith
979-218-6488

Well Name
Operator
Representative

WGV 22-23-697
Williams Production
Keith Hoffland

									Totals From Below: 44,581					0	5,590.0	6,599	
Date	Time	Wellhead Data			Separator				Gas Production		Fluid Production			Cumulative Prod		Frac Water	
MM/DD/YYYY	hh/mm	Tubing Press Psig	Casing Press Psig	Choke Size Ins.	Static Press. Psig	Diff. INS. H2O	Temp °F	Gas %	Approx. Flowrate MMCF/D	Cum. Volume MMCF	Cond. Prod. BO	Tank Gauge In H2O	Water Prod. BW	Cond. Prod. BO	Water Prod. BW	Pumped (1) BW	Yet To Recover BW
	1:00									44,581			0.0	0	5590.0		12,171
	2:00									44,581			0.0	0	5590.0		12,171
	3:00									44,581			0.0	0	5590.0		12,171
	4:00									44,581			0.0	0	5590.0		12,171
	5:00									44,581			0.0	0	5590.0		12,171
	6:00									44,581			0.0	0	5590.0		12,171
	7:00									44,581			0.0	0	5590.0		12,171
	8:00									44,581			0.0	0	5590.0		12,171
	9:00									44,581			0.0	0	5590.0		12,171
	10:00									44,581			0.0	0	5590.0		12,171
	11:00									44,581			0.0	0	5590.0		12,171
	12:00									44,581			0.0	0	5590.0		12,171
	13:00									44,581			0.0	0	5590.0		12,171
	14:00									44,581			0.0	0	5590.0		12,171
	15:00									44,581			0.0	0	5590.0		12,171
	16:00									44,581			0.0	0	5590.0		12,171
	17:00									44,581			0.0	0	5590.0		12,171
	18:00									44,581			0.0	0	5590.0		12,171
	19:00									44,581			0.0	0	5590.0		12,171
	20:00									44,581			0.0	0	5590.0		12,171
	21:00									44,581			0.0	0	5590.0		12,171
	22:00									44,581			0.0	0	5590.0		12,171
	23:00									44,581			0.0	0	5590.0		12,171
	0:00									44,581			0.0	0	5590.0		12,171
	1:00									44,581			0.0	0	5590.0		12,171
	2:00									44,581			0.0	0	5590.0		12,171
	3:00									44,581			0.0	0	5590.0		12,171
	4:00									44,581			0.0	0	5590.0		12,171
	5:00									44,581			0.0	0	5590.0		12,171
	6:00									44,581			0.0	0	5590.0		12,171
	7:00									44,581			0.0	0	5590.0		12,171
	8:00									44,581			0.0	0	5590.0		12,171
	9:00									44,581			0.0	0	5590.0		12,171
	10:00									44,581			0.0	0	5590.0		12,171
	11:00									44,581			0.0	0	5590.0		12,171
	12:00									44,581			0.0	0	5590.0		12,171
	13:00									44,581			0.0	0	5590.0		12,171
	14:00									44,581			0.0	0	5590.0		12,171
	15:00									44,581			0.0	0	5590.0		12,171
	16:00									44,581			0.0	0	5590.0		12,171
	17:00									44,581			0.0	0	5590.0		12,171
	18:00									44,581			0.0	0	5590.0		12,171
	19:00									44,581			0.0	0	5590.0		12,171
	20:00									44,581			0.0	0	5590.0		12,171
	21:00									44,581			0.0	0	5590.0		12,171
	22:00									44,581			0.0	0	5590.0		12,171
	23:00									44,581			0.0	0	5590.0		12,171

Flowback by
Supervisor
Operators
Location Phn#

Cardinal Flow Testing
Alan Tayrien
Troy Smith
979-218-6488

Well Name
Operator
Representative

WGV 22-23-697
Williams Production
Keith Hoffland

								Totals From Below: 44,581						0 5,945.0		6,599	
Date	Time	Wellhead Data			Separator				Gas Production		Fluid Production			Cumulative Prod		Frac Water	
MM/DD/YYYY	hh/mm	Tubing Press Psig	Casing Press Psig	Choke Size Ins.	Static Press. Psig	Diff. INS. H2O	Temp °F	Gas %	Approx. Flowrate MMCF/D	Cum. Volume MMCF	Cond. Prod. BO	Tank Gauge In H2O	Water Prod. BW	Cond. Prod. BO	Water Prod. BW	Pumped (1) BW	Yet To Recover BW
10/15/07	7:00									0			0.0	0	0.0		0
	8:00									0			0.0	0	0.0		0
	9:00									0			0.0	0	0.0		0
	10:00									0			0.0	0	0.0		0
	11:00									0			0.0	0	0.0		0
	12:00									0			0.0	0	0.0		0
	13:00									0			0.0	0	0.0		0
	14:00									0			0.0	0	0.0		0
	15:00									0			0.0	0	0.0		0
	16:00									0			0.0	0	0.0	6,486	6,486
	17:00		250	48						0			75.0	0	75.0		6,411
	18:00		225	48						0			150.0	0	225.0		6,261
	19:00		175	48						0			100.0	0	325.0		6,161
	20:00		150	48						0			80.0	0	405.0		6,081
21:00		150	48						0			80.0	0	485.0		6,001	
22:00		125	48						0			70.0	0	555.0		5,931	
23:00		100	48						0			60.0	0	615.0		5,871	
10/16/07	0:00		100	48					0			60.0	0	675.0		5,811	
	1:00		100	48					0			60.0	0	735.0		5,751	
	2:00		75	48					0			50.0	0	785.0		5,701	
	3:00		75	48					0			50.0	0	835.0		5,651	
	4:00		50	48					0			50.0	0	885.0		5,601	
	5:00		50	48					0			40.0	0	925.0		5,561	
	6:00		50	48					0			40.0	0	965.0		5,521	
	7:00								0			0.0	0	965.0		5,521	
	8:00								0			0.0	0	965.0		5,521	
	9:35								0			0.0	0	965.0		5,521	
	10:00								0			0.0	0	965.0		5,521	
	11:00								0			0.0	0	965.0		5,521	
	12:00								0			0.0	0	965.0		5,521	
	13:00								0			0.0	0	965.0		5,521	
	14:00								0			0.0	0	965.0	6,599	12,120	
	15:00		150	48					0			0.0	0	965.0		12,120	
	16:00		50	48					0			50.0	0	1015.0		12,070	
	17:00		25	48					0			30.0	0	1045.0		12,040	
	18:00		0	48					0			0.0	0	1045.0		12,040	
	19:00		0	48					0			0.0	0	1045.0		12,040	
	20:00		0	48					0			0.0	0	1045.0		12,040	
	21:35		0	48					0			0.0	0	1045.0		12,040	
	22:00		0	48					0			0.0	0	1045.0		12,040	
	23:00		0	48					0			0.0	0	1045.0		12,040	
10/17/07	0:00		0	48					0			0.0	0	1045.0		12,040	
	1:00		0	48					0			0.0	0	1045.0		12,040	
	2:00		0	48					0			0.0	0	1045.0		12,040	
	3:00		0	48					0			0.0	0	1045.0		12,040	
	4:00		0	48					0			0.0	0	1045.0		12,040	
	5:00		0	48					0			0.0	0	1045.0		12,040	
	6:00		0	48					0			0.0	0	1045.0		12,040	
	7:00								0			0.0	0	1045.0		12,040	
	8:00								0			0.0	0	1045.0		12,040	

Flowback by
Supervisor
Operators
Location Phn#

Cardinal Flow Testing
Alan Tayrien
Troy Smith
979-218-6488

Well Name
Operator
Representative

WGV 22-23-697
Williams Production
Keith Hoffland

							Totals From Below: 44,581							0 5,945.0		6,599	
Date	Time	Wellhead Data			Separator				Gas Production		Fluid Production			Cumulative Prod		Frac Water	
MM/DD/YYYY	hh/mm	Tubing Press Psig	Casing Press Psig	Choke Size Ins.	Static Press. Psig	Diff. INS. H2O	Temp °F	Gas %	Approx. Flowrate MMCF/D	Cum. Volume MMCF	Cond. Prod. BO	Tank Gauge In H2O	Water Prod. BW	Cond. Prod. BO	Water Prod. BW	Pumped (1) BW	Yet To Recover BW
	9:00									0			0.0	0	1045.0		12,040
	10:00									0			0.0	0	1045.0		12,040
	11:00									0			0.0	0	1045.0		12,040
	12:00									0			0.0	0	1045.0		12,040
	13:00									0			0.0	0	1045.0		12,040
	14:00									0			0.0	0	1045.0		12,040
	15:00									0			0.0	0	1045.0		12,040
	16:00									0			0.0	0	1045.0		12,040
	17:00									0			0.0	0	1045.0	4,676	16,716
	18:00		300	32						0			0.0	0	1045.0		16,716
	19:00		300	32						0			20.0	0	1065.0		16,696
	20:00		400	32						0			50.0	0	1115.0		16,646
	21:00		300	32						0			30.0	0	1145.0		16,616
	22:00		400	32						0			40.0	0	1185.0		16,576
	23:00		550	24						0			40.0	0	1225.0		16,536
10/18/07	0:00		650	24						0			60.0	0	1285.0		16,476
	1:00		650	24						0			60.0	0	1345.0		16,416
	2:00		625	24						0			60.0	0	1405.0		16,356
	3:00		600	24						0			60.0	0	1465.0		16,296
	4:00		600	24						0			60.0	0	1525.0		16,236
	5:00		600	24						0			50.0	0	1575.0		16,186
	6:00		600	24						0			60.0	0	1635.0		16,126
	7:00		500	24						0			40.0	0	1675.0		16,086
	8:00		450	24						0			40.0	0	1715.0		16,046
	9:00		400	32						0			40.0	0	1755.0		16,006
	10:00		375	32						0			34.0	0	1789.0		15,972
	11:00		400	32						0			34.0	0	1823.0		15,938
	12:00		400	32						0			30.0	0	1853.0		15,908
	13:00		400	32						0			30.0	0	1883.0		15,878
	14:00		375	32						0			34.0	0	1917.0		15,844
	15:00		350	32						0			40.0	0	1957.0		15,804
	16:00		350	32						0			30.0	0	1987.0		15,774
	17:00		350	32						0			30.0	0	2017.0		15,744
	18:00		350	32						0			30.0	0	2047.0		15,714
	19:00		300	32						0			34.0	0	2081.0		15,680
	20:00		300	32						0			25.0	0	2106.0		15,655
	21:00		300	32						0			30.0	0	2136.0		15,625
	22:00		300	32						0			30.0	0	2166.0		15,595
	23:00		325	32						0			30.0	0	2196.0		15,565
10/19/07	0:00		325	32						0			25.0	0	2221.0		15,540
	1:00		350	32						0			25.0	0	2246.0		15,515
	2:00		325	32						0			30.0	0	2276.0		15,485
	3:00		300	32						0			30.0	0	2306.0		15,455
	4:00		300	32						0			20.0	0	2326.0		15,435
	5:00		300	32						0			30.0	0	2356.0		15,405
	6:00		325	32						0			30.0	0	2386.0		15,375
	7:00		300	32						0			30.0	0	2416.0		15,345
	8:00		300	32						0			30.0	0	2446.0		15,315
	9:00		300	32						0			30.0	0	2476.0		15,285
	10:00		275	32						0			30.0	0	2506.0		15,255

Flowback by
Supervisor
Operators
Location Phn#

Cardinal Flow Testing
Alan Tayrien
Troy Smith
979-218-6488

Well Name
Operator
Representative

WGV 22-23-697
Williams Production
Keith Hoffland

							Totals From Below: 44,581							0 5,945.0		6,599	
Date	Time	Wellhead Data			Separator				Gas Production		Fluid Production			Cumulative Prod		Frac Water	
MM/DD/YYYY	hh/mm	Tubing Press Psig	Casing Press Psig	Choke Size Ins.	Static Press. Psig	Diff. INS. H2O	Temp °F	Gas %	Approx. Flowrate MMCF/D	Cum. Volume MMCF	Cond. Prod. BO	Tank Gauge In H2O	Water Prod. BW	Cond. Prod. BO	Water Prod. BW	Pumped (1) BW	Yet To Recover BW
	11:00		325	48						0			40.0	0	2546.0		15,215
	12:00		375	48						0			50.0	0	2596.0		15,165
	13:00		450	48						0			40.0	0	2636.0		15,125
	14:00		550	48						0			40.0	0	2676.0		15,085
	15:00		575	48						0			30.0	0	2706.0		15,055
	16:00		550	24						0			30.0	0	2736.0		15,025
	17:00		550	24						0			30.0	0	2766.0		14,995
	18:00		500	24						0			25.0	0	2791.0		14,970
	19:00		450	24						0			25.0	0	2816.0		14,945
	20:00		425	24						0			30.0	0	2846.0		14,915
	21:00		400	24						0			30.0	0	2876.0		14,885
	22:00		400	32						0			30.0	0	2906.0		14,855
	23:00		375	32						0			30.0	0	2936.0		14,825
10/20/07	0:00		375	32						0			30.0	0	2966.0		14,795
	1:00		400	32						0			30.0	0	2996.0		14,765
	2:00		425	32						0			30.0	0	3026.0		14,735
	3:00		450	32						0			30.0	0	3056.0		14,705
	4:00		475	32						0			30.0	0	3086.0		14,675
	5:00		525	32						0			30.0	0	3116.0		14,645
	6:00		525	24						0			30.0	0	3146.0		14,615
	7:00		600	24						0			20.0	0	3166.0		14,595
	8:00		600	24						0			20.0	0	3186.0		14,575
	9:00		600	24						0			20.0	0	3206.0		14,555
	10:00		600	24						0			20.0	0	3226.0		14,535
	11:00		600	24						0			20.0	0	3246.0		14,515
	12:00		600	24						0			20.0	0	3266.0		14,495
	13:00		550	24						0			30.0	0	3296.0		14,465
	14:00		600	24						0			20.0	0	3316.0		14,445
	15:00		600	24						0			30.0	0	3346.0		14,415
	16:00		600	24						0			20.0	0	3366.0		14,395
	17:00		600	24						0			20.0	0	3386.0		14,375
	18:00		625	24						0			20.0	0	3406.0		14,355
	19:00		625	24						0			20.0	0	3426.0		14,335
	20:00		625	24						0			20.0	0	3446.0		14,315
	21:00		650	24						0			20.0	0	3466.0		14,295
	22:00		650	24						0			20.0	0	3486.0		14,275
	23:00		650	24						0			20.0	0	3506.0		14,255
10/21/07	0:00		650	24						0			20.0	0	3526.0		14,235
	1:00		675	24						0			20.0	0	3546.0		14,215
	2:00		675	24						0			20.0	0	3566.0		14,195
	3:00		675	24						0			20.0	0	3586.0		14,175
	4:00		675	24						0			20.0	0	3606.0		14,155
	5:00		675	24						0			20.0	0	3626.0		14,135
	6:00		675	24						0			20.0	0	3646.0		14,115
	7:00		675	24						0			20.0	0	3666.0		14,095
	8:00		675	24						0			20.0	0	3686.0		14,075
	9:00		675	24						0			20.0	0	3706.0		14,055
	10:00		675	24						0			20.0	0	3726.0		14,035
	11:00		675	24						0			20.0	0	3746.0		14,015
	12:00		700	24						0			20.0	0	3766.0		13,995

Flowback by
Supervisor
Operators
Location Phn#

Cardinal Flow Testing
Alan Tayrien
Troy Smith
979-218-6488

Well Name
Operator
Representative

WGV 22-23-697
Williams Production
Keith Hoffland

								Totals From Below: 44,581						0 5,945.0		6,599	
Date	Time	Wellhead Data			Separator				Gas Production		Fluid Production			Cumulative Prod		Frac Water	
MM/DD/YYYY	hh/mm	Tubing Press Psig	Casing Press Psig	Choke Size Ins.	Static Press. Psig	Diff. INS. H2O	Temp °F	Gas %	Approx. Flowrate MMCF/D	Cum. Volume MMCF	Cond. Prod. BO	Tank Gauge In H2O	Water Prod. BW	Cond. Prod. BO	Water Prod. BW	Pumped (1) BW	Yet To Recover BW
	13:00		700	24						0			20.0	0	3786.0		13,975
	14:00		700	24						0			20.0	0	3806.0		13,955
	15:00		700	24						0			25.0	0	3831.0		13,930
	16:00		700	24						0			20.0	0	3851.0		13,910
	17:00		700	24						0			20.0	0	3871.0		13,890
	18:00		700	24						0			20.0	0	3891.0		13,870
	19:00		700	24						0			25.0	0	3916.0		13,845
	20:00		700	24						0			20.0	0	3936.0		13,825
	21:00		700	24						0			20.0	0	3956.0		13,805
	22:00		700	24						0			20.0	0	3976.0		13,785
	23:00		700	24						0			20.0	0	3996.0		13,765
10/22/07	0:00		700	24						0			20.0	0	4016.0		13,745
	1:00		700	24						0			20.0	0	4036.0		13,725
	2:00		700	24						0			20.0	0	4056.0		13,705
	3:00		700	24						0			25.0	0	4081.0		13,680
	4:00		700	24						0			20.0	0	4101.0		13,660
	5:00		700	24						0			20.0	0	4121.0		13,640
	6:00		700	24						0			20.0	0	4141.0		13,620
	7:00		700	24						0			20.0	0	4161.0		13,600
	8:00		700	24						0			20.0	0	4181.0		13,580
	9:00		700	24						0			25.0	0	4206.0		13,555
	10:00		700	24						0			20.0	0	4226.0		13,535
	11:00		700	24						0			20.0	0	4246.0		13,515
	12:00		700	24						0			20.0	0	4266.0		13,495
	13:00		700	24						0			17.0	0	4283.0		13,478
	14:00		700	24						0			17.0	0	4300.0		13,461
	15:00		675	24						0			20.0	0	4320.0		13,441
	16:00		675	24						0			20.0	0	4340.0		13,421
	17:00		675	24						0			20.0	0	4360.0		13,401
	18:00		675	24						0			17.0	0	4377.0		13,384
	19:00		675	24						0			17.0	0	4394.0		13,367
	20:00		675	24						0			20.0	0	4414.0		13,347
	21:00		675	24						0			20.0	0	4434.0		13,327
	22:00		650	24						0			17.0	0	4451.0		13,310
	23:00		650	24						0			20.0	0	4471.0		13,290
10/23/07	0:00		650	24						0			20.0	0	4491.0		13,270
	1:00		650	24						0			20.0	0	4511.0		13,250
	2:00		650	24						0			20.0	0	4531.0		13,230
	3:00		650	24						0			17.0	0	4548.0		13,213
	4:00		650	24						0			20.0	0	4568.0		13,193
	5:00		650	24						0			20.0	0	4588.0		13,173
	6:00		650	24						0			20.0	0	4608.0		13,153
	7:00		625	24						0			20.0	0	4628.0		13,133
	8:00		625	24						0			20.0	0	4648.0		13,113
	9:00		625	24						0			20.0	0	4668.0		13,093
	10:00		625	24						0			17.0	0	4685.0		13,076
	11:00		625	24						0			17.0	0	4702.0		13,059
	12:00		625	24						0			15.0	0	4717.0		13,044
	13:00		625	24						0			17.0	0	4734.0		13,027
	14:00		600	24						0			17.0	0	4751.0		13,010

Flowback by
Supervisor
Operators
Location Phn#

Cardinal Flow Testing
Alan Tayrien
Troy Smith
979-218-6488

Well Name
Operator
Representative

WGV 22-23-697
Williams Production
Keith Hoffland

								Totals From Below: 44,581						0 5,945.0		6,599	
Date	Time	Wellhead Data			Separator				Gas Production		Fluid Production			Cumulative Prod		Frac Water	
MM/DD/YYYY	hh/mm	Tubing Press Psig	Casing Press Psig	Choke Size Ins.	Static Press. Psig	Diff. INS. H2O	Temp °F	Gas %	Approx. Flowrate MMCF/D	Cum. Volume MMCF	Cond. Prod. BO	Tank Gauge In H2O	Water Prod. BW	Cond. Prod. BO	Water Prod. BW	Pumped (1) BW	Yet To Recover BW
	15:00		600	24						0			15.0	0	4766.0		12,995
	16:00		600	24						0			15.0	0	4781.0		12,980
	17:00		600	24						0			15.0	0	4796.0		12,965
	18:00		600	24						0			15.0	0	4811.0		12,950
	19:00		600	24						0			17.0	0	4828.0		12,933
	20:00		600	24						0			15.0	0	4843.0		12,918
	21:00		600	24						0			15.0	0	4858.0		12,903
	22:00		600	24						0			15.0	0	4873.0		12,888
	23:00		600	24						0			15.0	0	4888.0		12,873
10/24/07	0:00		600	24						0			15.0	0	4903.0		12,858
	1:00		600	24						0			15.0	0	4918.0		12,843
	2:00		600	24						0			15.0	0	4933.0		12,828
	3:00		600	24						0			17.0	0	4950.0		12,811
	4:00		575	24						0			15.0	0	4965.0		12,796
	5:00		575	24						0			15.0	0	4980.0		12,781
	6:00		575	24						0			15.0	0	4995.0		12,766
	7:00		575	24						0			15.0	0	5010.0		12,751
	8:00		575	24						0			17.0	0	5027.0		12,734
	9:00		575	24						0			17.0	0	5044.0		12,717
	10:00		575	24						0			17.0	0	5061.0		12,700
	11:00		575	24						0			15.0	0	5076.0		12,685
	12:00		575	24						0			15.0	0	5091.0		12,670
	13:00		600	24					1184.0	1,184			15.0	0	5106.0		12,655
	14:00		600	24					1063.0	2,247			17.0	0	5123.0		12,638
	15:00		600	24					1119.0	3,366			15.0	0	5138.0		12,623
	16:00		575	24					1114.0	4,480			15.0	0	5153.0		12,608
	17:00		575	24					1111.0	5,591			12.0	0	5165.0		12,596
	18:00		550	24					1112.0	6,703			15.0	0	5180.0		12,581
	19:00		550	24					1097.0	7,800			15.0	0	5195.0		12,566
	20:00		550	24					1106.0	8,906			12.0	0	5207.0		12,554
	21:00		550	24					1089.0	9,995			15.0	0	5222.0		12,539
	22:00		550	24					1,065	11,060			17.0	0	5239.0		12,522
	23:00		550	24					1,080	12,140			12.0	0	5251.0		12,510
10/25/07	0:00		550	24					1,084	13,224			15.0	0	5266.0		12,495
	1:00		550	24					1,074	14,298			15.0	0	5281.0		12,480
	2:00		550	24					1,028	15,326			15.0	0	5296.0		12,465
	3:00		550	24					1,068	16,394			12.0	0	5308.0		12,453
	4:00		550	24					1,045	17,439			17.0	0	5325.0		12,436
	5:00		550	24					1,048	18,487			15.0	0	5340.0		12,421
	6:00		525	24					1,051	19,538			15.0	0	5355.0		12,406
	7:00		550	24					1,041	20,579			12.0	0	5367.0		12,394
	8:00		550	24					1,065	21,644			12.0	0	5379.0		12,382
	9:00		550	24					1,003	22,647			15.0	0	5394.0		12,367
	10:00		550	24					1,001	23,648			12.0	0	5406.0		12,355
	11:00		525	24					969	24,617			10.0	0	5416.0		12,345
	12:00		525	24					1,032	25,649			12.0	0	5428.0		12,333
	13:00		525	24					1,114	26,763			10.0	0	5438.0		12,323
	14:00		525	24					1,107	27,870			10.0	0	5448.0		12,313
	15:00		525	24					1,031	28,901			10.0	0	5458.0		12,303
	16:00		525	24					1,029	29,930			8.0	0	5466.0		12,295

Flowback by
Supervisor
Operators
Location Phn#

Cardinal Flow Testing
Alan Tayrien
Troy Smith
979-218-6488

Well Name
Operator
Representative

WGV 22-23-697
Williams Production
Keith Hoffland

								Totals From Below: 44,581					0 5,945.0		6,599		
Date	Time	Wellhead Data			Separator				Gas Production		Fluid Production			Cumulative Prod		Frac Water	
MM/DD/YYYY	hh/mm	Tubing Press Psig	Casing Press Psig	Choke Size Ins.	Static Press. Psig	Diff. INS. H2O	Temp °F	Gas %	Approx. Flowrate MMCF/D	Cum. Volume MMCF	Cond. Prod. BO	Tank Gauge In H2O	Water Prod. BW	Cond. Prod. BO	Water Prod. BW	Pumped (1) BW	Yet To Recover BW
	17:00		525	24					1,006	30,936			12.0	0	5478.0		12,283
	18:00		525	24					1,059	31,995			8.0	0	5486.0		12,275
	19:00		550	24					1,111	33,106			10.0	0	5496.0		12,265
	20:00		475	24					1,043	34,149			10.0	0	5506.0		12,255
	21:00		525	24					1,014	35,163			8.0	0	5514.0		12,247
	22:00		550	24					1,295	36,458			8.0	0	5522.0		12,239
	23:00		450	24					941	37,399			8.0	0	5530.0		12,231
10/26/07	0:00		550	24					998	38,397			10.0	0	5540.0		12,221
	1:00		550	24					979	39,376			8.0	0	5548.0		12,213
	2:00		525	24					1,197	40,573			8.0	0	5556.0		12,205
	3:00		525	24					1,256	41,829			8.0	0	5564.0		12,197
	4:00		475	24					897	42,726			10.0	0	5574.0		12,187
	5:00		500	24					852	43,578			8.0	0	5582.0		12,179
	6:00		500	24					1,003	44,581			8.0	0	5590.0		12,171
	7:00									44,581			0.0	0	5590.0		12,171
	8:00									44,581			0.0	0	5590.0		12,171
	9:00									44,581			0.0	0	5590.0		12,171
	10:00									44,581			0.0	0	5590.0		12,171
	11:00									44,581			0.0	0	5590.0		12,171
	12:00									44,581			0.0	0	5590.0		12,171
	13:00									44,581			0.0	0	5590.0		12,171
	14:00									44,581			0.0	0	5590.0		12,171
	15:00									44,581			0.0	0	5590.0		12,171
	16:00		500	32						44,581			0.0	0	5590.0		12,171
	17:00		450	32						44,581			30.0	0	5620.0		12,141
	18:00		400	32						44,581			30.0	0	5650.0		12,111
	19:00		375	32						44,581			35.0	0	5685.0		12,076
	20:00		400	24						44,581			30.0	0	5715.0		12,046
	21:00		425	24						44,581			25.0	0	5740.0		12,021
	22:00		425	24						44,581			25.0	0	5765.0		11,996
	23:00		425	24						44,581			25.0	0	5790.0		11,971
	0:00		425	24						44,581			20.0	0	5810.0		11,951
	1:00		425	24						44,581			20.0	0	5830.0		11,931
	2:00		425	24						44,581			20.0	0	5850.0		11,911
	3:00		425	24						44,581			25.0	0	5875.0		11,886
	4:00		450	24						44,581			20.0	0	5895.0		11,866
	5:00		425	24						44,581			25.0	0	5920.0		11,841
	6:00		400	24						44,581			25.0	0	5945.0		11,816
	7:00									44,581			0.0	0	5945.0		11,816
	8:00									44,581			0.0	0	5945.0		11,816
	9:00									44,581			0.0	0	5945.0		11,816
	10:00									44,581			0.0	0	5945.0		11,816
	11:00									44,581			0.0	0	5945.0		11,816
	12:00									44,581			0.0	0	5945.0		11,816
	13:00									44,581			0.0	0	5945.0		11,816
	14:00									44,581			0.0	0	5945.0		11,816
	15:00									44,581			0.0	0	5945.0		11,816
	16:00									44,581			0.0	0	5945.0		11,816
	17:00									44,581			0.0	0	5945.0		11,816
	18:00									44,581			0.0	0	5945.0		11,816

Flowback by
Supervisor
Operators
Location Phn#

Cardinal Flow Testing
Alan Tayrien
Troy Smith
979-218-6488

Well Name
Operator
Representative

WGV 22-23-697
Williams Production
Keith Hoffland

									Totals From Below: 44,581					0 5,945.0		6,599	
Date	Time	Wellhead Data			Separator				Gas Production		Fluid Production			Cumulative Prod		Frac Water	
MM/DD/YYYY	hh/mm	Tubing Press Psig	Casing Press Psig	Choke Size Ins.	Static Press. Psig	Diff. INS. H2O	Temp °F	Gas %	Approx. Flowrate MMCF/D	Cum. Volume MMCF	Cond. Prod. BO	Tank Gauge In H2O	Water Prod. BW	Cond. Prod. BO	Water Prod. BW	Pumped (1) BW	Yet To Recover BW
	19:00									44,581			0.0	0	5945.0		11,816
	20:00									44,581			0.0	0	5945.0		11,816
	21:00									44,581			0.0	0	5945.0		11,816
	22:00									44,581			0.0	0	5945.0		11,816
	23:00									44,581			0.0	0	5945.0		11,816
	0:00									44,581			0.0	0	5945.0		11,816
	1:00									44,581			0.0	0	5945.0		11,816
	2:00									44,581			0.0	0	5945.0		11,816
	3:00									44,581			0.0	0	5945.0		11,816
	4:00									44,581			0.0	0	5945.0		11,816
	5:00									44,581			0.0	0	5945.0		11,816
	6:00									44,581			0.0	0	5945.0		11,816
	7:00									44,581			0.0	0	5945.0		11,816
	8:00									44,581			0.0	0	5945.0		11,816
	9:00									44,581			0.0	0	5945.0		11,816
	10:00									44,581			0.0	0	5945.0		11,816
	11:00									44,581			0.0	0	5945.0		11,816
	12:00									44,581			0.0	0	5945.0		11,816
	13:00									44,581			0.0	0	5945.0		11,816
	14:00									44,581			0.0	0	5945.0		11,816
	15:00									44,581			0.0	0	5945.0		11,816
	16:00									44,581			0.0	0	5945.0		11,816
	17:00									44,581			0.0	0	5945.0		11,816
	18:00									44,581			0.0	0	5945.0		11,816
	19:00									44,581			0.0	0	5945.0		11,816
	20:00									44,581			0.0	0	5945.0		11,816
	21:00									44,581			0.0	0	5945.0		11,816
	22:00									44,581			0.0	0	5945.0		11,816
	23:00									44,581			0.0	0	5945.0		11,816
	0:00									44,581			0.0	0	5945.0		11,816
	1:00									44,581			0.0	0	5945.0		11,816
	2:00									44,581			0.0	0	5945.0		11,816
	3:00									44,581			0.0	0	5945.0		11,816
	4:00									44,581			0.0	0	5945.0		11,816
	5:00									44,581			0.0	0	5945.0		11,816
	6:00									44,581			0.0	0	5945.0		11,816
	7:00									44,581			0.0	0	5945.0		11,816
	8:00									44,581			0.0	0	5945.0		11,816
	9:00									44,581			0.0	0	5945.0		11,816
	10:00									44,581			0.0	0	5945.0		11,816
	11:00									44,581			0.0	0	5945.0		11,816
	12:00									44,581			0.0	0	5945.0		11,816
	13:00									44,581			0.0	0	5945.0		11,816
	14:00									44,581			0.0	0	5945.0		11,816
	15:00									44,581			0.0	0	5945.0		11,816
	16:00									44,581			0.0	0	5945.0		11,816
	17:00									44,581			0.0	0	5945.0		11,816
	18:00									44,581			0.0	0	5945.0		11,816
	19:00									44,581			0.0	0	5945.0		11,816
	20:00									44,581			0.0	0	5945.0		11,816

Flowback by
Supervisor
Operators
Location Phn#

Cardinal Flow Testing
Alan Tayrien
Troy Smith
979-218-6488

Well Name
Operator
Representative

WGV 22-23-697
Williams Production
Keith Hoffland

Totals From Below: 44,581												0	5,945.0	6,599			
Date	Time	Wellhead Data			Separator				Gas Production		Fluid Production			Cumulative Prod		Frac Water	
MM/DD/YYYY	hh/mm	Tubing Press Psig	Casing Press Psig	Choke Size Ins.	Static Press. Psig	Diff. INS. H2O	Temp °F	Gas %	Approx. Flowrate MMCF/D	Cum. Volume MMCF	Cond. Prod. BO	Tank Gauge In H2O	Water Prod. BW	Cond. Prod. BO	Water Prod. BW	Pumped (1) BW	Yet To Recover BW
	21:00									44,581			0.0	0	5945.0		11,816
	22:00									44,581			0.0	0	5945.0		11,816
	23:00									44,581			0.0	0	5945.0		11,816
	0:00									44,581			0.0	0	5945.0		11,816
	1:00									44,581			0.0	0	5945.0		11,816
	2:00									44,581			0.0	0	5945.0		11,816
	3:00									44,581			0.0	0	5945.0		11,816
	4:00									44,581			0.0	0	5945.0		11,816
	5:00									44,581			0.0	0	5945.0		11,816
	6:00									44,581			0.0	0	5945.0		11,816
	7:00									44,581			0.0	0	5945.0		11,816
	8:00									44,581			0.0	0	5945.0		11,816
	9:00									44,581			0.0	0	5945.0		11,816
	10:00									44,581			0.0	0	5945.0		11,816
	11:00									44,581			0.0	0	5945.0		11,816
	12:00									44,581			0.0	0	5945.0		11,816
	13:00									44,581			0.0	0	5945.0		11,816
	14:00									44,581			0.0	0	5945.0		11,816
	15:00									44,581			0.0	0	5945.0		11,816
	16:00									44,581			0.0	0	5945.0		11,816
	17:00									44,581			0.0	0	5945.0		11,816
	18:00									44,581			0.0	0	5945.0		11,816
	19:00									44,581			0.0	0	5945.0		11,816
	20:00									44,581			0.0	0	5945.0		11,816
	21:00									44,581			0.0	0	5945.0		11,816
	22:00									44,581			0.0	0	5945.0		11,816
	23:00									44,581			0.0	0	5945.0		11,816
	0:00									44,581			0.0	0	5945.0		11,816
	1:00									44,581			0.0	0	5945.0		11,816
	2:00									44,581			0.0	0	5945.0		11,816
	3:00									44,581			0.0	0	5945.0		11,816
	4:00									44,581			0.0	0	5945.0		11,816
	5:00									44,581			0.0	0	5945.0		11,816
	6:00									44,581			0.0	0	5945.0		11,816
	7:00									44,581			0.0	0	5945.0		11,816
	8:00									44,581			0.0	0	5945.0		11,816
	9:00									44,581			0.0	0	5945.0		11,816
	10:00									44,581			0.0	0	5945.0		11,816
	11:00									44,581			0.0	0	5945.0		11,816
	12:00									44,581			0.0	0	5945.0		11,816
	13:00									44,581			0.0	0	5945.0		11,816
	14:00									44,581			0.0	0	5945.0		11,816
	15:00									44,581			0.0	0	5945.0		11,816
	16:00									44,581			0.0	0	5945.0		11,816
	17:00									44,581			0.0	0	5945.0		11,816
	18:00									44,581			0.0	0	5945.0		11,816
	19:00									44,581			0.0	0	5945.0		11,816
	20:00									44,581			0.0	0	5945.0		11,816
	21:00									44,581			0.0	0	5945.0		11,816
	22:00									44,581			0.0	0	5945.0		11,816

Flowback by
Supervisor
Operators
Location Phn#

Cardinal Flow Testing
Alan Tayrien
Troy Smith
979-218-6488

Well Name
Operator
Representative

WGV 22-23-697
Williams Production
Keith Hoffland

									Totals From Below: 44,581					0 5,945.0		6,599	
Date	Time	Wellhead Data			Separator				Gas Production		Fluid Production			Cumulative Prod		Frac Water	
MM/DD/YYYY	hh/mm	Tubing Press Psig	Casing Press Psig	Choke Size Ins.	Static Press. Psig	Diff. INS. H2O	Temp °F	Gas %	Approx. Flowrate MMCF/D	Cum. Volume MMCF	Cond. Prod. BO	Tank Gauge In H2O	Water Prod. BW	Cond. Prod. BO	Water Prod. BW	Pumped (1) BW	Yet To Recover BW
	23:00									44,581			0.0	0	5945.0		11,816
	0:00									44,581			0.0	0	5945.0		11,816
	1:00									44,581			0.0	0	5945.0		11,816
	2:00									44,581			0.0	0	5945.0		11,816
	3:00									44,581			0.0	0	5945.0		11,816
	4:00									44,581			0.0	0	5945.0		11,816
	5:00									44,581			0.0	0	5945.0		11,816
	6:00									44,581			0.0	0	5945.0		11,816
	7:00									44,581			0.0	0	5945.0		11,816
	8:00									44,581			0.0	0	5945.0		11,816
	9:00									44,581			0.0	0	5945.0		11,816
	10:00									44,581			0.0	0	5945.0		11,816
	11:00									44,581			0.0	0	5945.0		11,816
	12:00									44,581			0.0	0	5945.0		11,816
	13:00									44,581			0.0	0	5945.0		11,816
	14:00									44,581			0.0	0	5945.0		11,816
	15:00									44,581			0.0	0	5945.0		11,816
	16:00									44,581			0.0	0	5945.0		11,816
	17:00									44,581			0.0	0	5945.0		11,816
	18:00									44,581			0.0	0	5945.0		11,816
	19:00									44,581			0.0	0	5945.0		11,816
	20:00									44,581			0.0	0	5945.0		11,816
	21:00									44,581			0.0	0	5945.0		11,816
	22:00									44,581			0.0	0	5945.0		11,816
	23:00									44,581			0.0	0	5945.0		11,816
	0:00									44,581			0.0	0	5945.0		11,816
	1:00									44,581			0.0	0	5945.0		11,816
	2:00									44,581			0.0	0	5945.0		11,816
	3:00									44,581			0.0	0	5945.0		11,816
	4:00									44,581			0.0	0	5945.0		11,816
	5:00									44,581			0.0	0	5945.0		11,816
	6:00									44,581			0.0	0	5945.0		11,816
	7:00									44,581			0.0	0	5945.0		11,816
	8:00									44,581			0.0	0	5945.0		11,816
	9:00									44,581			0.0	0	5945.0		11,816
	10:00									44,581			0.0	0	5945.0		11,816
	11:00									44,581			0.0	0	5945.0		11,816
	12:00									44,581			0.0	0	5945.0		11,816
	13:00									44,581			0.0	0	5945.0		11,816
	14:00									44,581			0.0	0	5945.0		11,816
	15:00									44,581			0.0	0	5945.0		11,816
	16:00									44,581			0.0	0	5945.0		11,816
	17:00									44,581			0.0	0	5945.0		11,816
	18:00									44,581			0.0	0	5945.0		11,816
	19:00									44,581			0.0	0	5945.0		11,816
	20:00									44,581			0.0	0	5945.0		11,816
	21:00									44,581			0.0	0	5945.0		11,816
	22:00									44,581			0.0	0	5945.0		11,816
	23:00									44,581			0.0	0	5945.0		11,816
	0:00									44,581			0.0	0	5945.0		11,816

Flowback by
Supervisor
Operators
Location Phn#

Cardinal Flow Testing
Alan Tayrien
Troy Smith
979-218-6488

Well Name
Operator
Representative

WGV 22-23-697
Williams Production
Keith Hoffland

									Totals From Below: 44,581					0	5,945.0	6,599	
Date	Time	Wellhead Data			Separator				Gas Production		Fluid Production			Cumulative Prod		Frac Water	
MM/DD/YYYY	hh/mm	Tubing Press Psig	Casing Press Psig	Choke Size Ins.	Static Press. Psig	Diff. INS. H2O	Temp °F	Gas %	Approx. Flowrate MMCF/D	Cum. Volume MMCF	Cond. Prod. BO	Tank Gauge In H2O	Water Prod. BW	Cond. Prod. BO	Water Prod. BW	Pumped (1) BW	Yet To Recover BW
	1:00									44,581			0.0	0	5945.0		11,816
	2:00									44,581			0.0	0	5945.0		11,816
	3:00									44,581			0.0	0	5945.0		11,816
	4:00									44,581			0.0	0	5945.0		11,816
	5:00									44,581			0.0	0	5945.0		11,816
	6:00									44,581			0.0	0	5945.0		11,816
	7:00									44,581			0.0	0	5945.0		11,816
	8:00									44,581			0.0	0	5945.0		11,816
	9:00									44,581			0.0	0	5945.0		11,816
	10:00									44,581			0.0	0	5945.0		11,816
	11:00									44,581			0.0	0	5945.0		11,816
	12:00									44,581			0.0	0	5945.0		11,816
	13:00									44,581			0.0	0	5945.0		11,816
	14:00									44,581			0.0	0	5945.0		11,816
	15:00									44,581			0.0	0	5945.0		11,816
	16:00									44,581			0.0	0	5945.0		11,816
	17:00									44,581			0.0	0	5945.0		11,816
	18:00									44,581			0.0	0	5945.0		11,816
	19:00									44,581			0.0	0	5945.0		11,816
	20:00									44,581			0.0	0	5945.0		11,816
	21:00									44,581			0.0	0	5945.0		11,816
	22:00									44,581			0.0	0	5945.0		11,816
	23:00									44,581			0.0	0	5945.0		11,816
	0:00									44,581			0.0	0	5945.0		11,816
	1:00									44,581			0.0	0	5945.0		11,816
	2:00									44,581			0.0	0	5945.0		11,816
	3:00									44,581			0.0	0	5945.0		11,816
	4:00									44,581			0.0	0	5945.0		11,816
	5:00									44,581			0.0	0	5945.0		11,816
	6:00									44,581			0.0	0	5945.0		11,816
	7:00									44,581			0.0	0	5945.0		11,816
	8:00									44,581			0.0	0	5945.0		11,816
	9:00									44,581			0.0	0	5945.0		11,816
	10:00									44,581			0.0	0	5945.0		11,816
	11:00									44,581			0.0	0	5945.0		11,816
	12:00									44,581			0.0	0	5945.0		11,816
	13:00									44,581			0.0	0	5945.0		11,816
	14:00									44,581			0.0	0	5945.0		11,816
	15:00									44,581			0.0	0	5945.0		11,816
	16:00									44,581			0.0	0	5945.0		11,816
	17:00									44,581			0.0	0	5945.0		11,816
	18:00									44,581			0.0	0	5945.0		11,816
	19:00									44,581			0.0	0	5945.0		11,816
	20:00									44,581			0.0	0	5945.0		11,816
	21:00									44,581			0.0	0	5945.0		11,816
	22:00									44,581			0.0	0	5945.0		11,816
	23:00									44,581			0.0	0	5945.0		11,816

Flowback by
Supervisor
Operators
Location Phn#

Cardinal Flow Testing
Alan Tayrien
Troy Smith
979-218-6488

Well Name
Operator
Representative

WGV 22-23-697
Williams Production
Keith Hoffland

								Totals From Below: 80,324						0 6,424.0		6,599	
Date	Time	Wellhead Data			Separator				Gas Production		Fluid Production			Cumulative Prod		Frac Water	
MM/DD/YYYY	hh/mm	Tubing Press Psig	Casing Press Psig	Choke Size Ins.	Static Press. Psig	Diff. INS. H2O	Temp °F	Gas %	Approx. Flowrate MMCF/D	Cum. Volume MMCF	Cond. Prod. BO	Tank Gauge In H2O	Water Prod. BW	Cond. Prod. BO	Water Prod. BW	Pumped (1) BW	Yet To Recover BW
10/15/07	7:00									0			0.0	0	0.0		0
	8:00									0			0.0	0	0.0		0
	9:00									0			0.0	0	0.0		0
	10:00									0			0.0	0	0.0		0
	11:00									0			0.0	0	0.0		0
	12:00									0			0.0	0	0.0		0
	13:00									0			0.0	0	0.0		0
	14:00									0			0.0	0	0.0		0
	15:00									0			0.0	0	0.0		0
	16:00									0			0.0	0	0.0	6,486	6,486
	17:00		250	48						0			75.0	0	75.0		6,411
	18:00		225	48						0			150.0	0	225.0		6,261
	19:00		175	48						0			100.0	0	325.0		6,161
	20:00		150	48						0			80.0	0	405.0		6,081
21:00		150	48						0			80.0	0	485.0		6,001	
22:00		125	48						0			70.0	0	555.0		5,931	
23:00		100	48						0			60.0	0	615.0		5,871	
10/16/07	0:00		100	48					0			60.0	0	675.0		5,811	
	1:00		100	48					0			60.0	0	735.0		5,751	
	2:00		75	48					0			50.0	0	785.0		5,701	
	3:00		75	48					0			50.0	0	835.0		5,651	
	4:00		50	48					0			50.0	0	885.0		5,601	
	5:00		50	48					0			40.0	0	925.0		5,561	
	6:00		50	48					0			40.0	0	965.0		5,521	
	7:00								0			0.0	0	965.0		5,521	
	8:00								0			0.0	0	965.0		5,521	
	9:35								0			0.0	0	965.0		5,521	
	10:00								0			0.0	0	965.0		5,521	
	11:00								0			0.0	0	965.0		5,521	
	12:00								0			0.0	0	965.0		5,521	
	13:00								0			0.0	0	965.0		5,521	
	14:00								0			0.0	0	965.0	6,599	12,120	
	15:00		150	48					0			0.0	0	965.0		12,120	
	16:00		50	48					0			50.0	0	1015.0		12,070	
	17:00		25	48					0			30.0	0	1045.0		12,040	
	18:00		0	48					0			0.0	0	1045.0		12,040	
	19:00		0	48					0			0.0	0	1045.0		12,040	
	20:00		0	48					0			0.0	0	1045.0		12,040	
	21:35		0	48					0			0.0	0	1045.0		12,040	
	22:00		0	48					0			0.0	0	1045.0		12,040	
	23:00		0	48					0			0.0	0	1045.0		12,040	
10/17/07	0:00		0	48					0			0.0	0	1045.0		12,040	
	1:00		0	48					0			0.0	0	1045.0		12,040	
	2:00		0	48					0			0.0	0	1045.0		12,040	
	3:00		0	48					0			0.0	0	1045.0		12,040	
	4:00		0	48					0			0.0	0	1045.0		12,040	
	5:00		0	48					0			0.0	0	1045.0		12,040	
	6:00		0	48					0			0.0	0	1045.0		12,040	
	7:00								0			0.0	0	1045.0		12,040	
	8:00								0			0.0	0	1045.0		12,040	

Flowback by
Supervisor
Operators
Location Phn#

Cardinal Flow Testing
Alan Tayrien
Troy Smith
979-218-6488

Well Name
Operator
Representative

WGV 22-23-697
Williams Production
Keith Hoffland

								Totals From Below: 80,324						0 6,424.0		6,599	
Date	Time	Wellhead Data			Separator				Gas Production		Fluid Production			Cumulative Prod		Frac Water	
MM/DD/YYYY	hh/mm	Tubing Press Psig	Casing Press Psig	Choke Size Ins.	Static Press. Psig	Diff. INS. H2O	Temp °F	Gas %	Approx. Flowrate MMCF/D	Cum. Volume MMCF	Cond. Prod. BO	Tank Gauge In H2O	Water Prod. BW	Cond. Prod. BO	Water Prod. BW	Pumped (1) BW	Yet To Recover BW
	9:00									0			0.0	0	1045.0		12,040
	10:00									0			0.0	0	1045.0		12,040
	11:00									0			0.0	0	1045.0		12,040
	12:00									0			0.0	0	1045.0		12,040
	13:00									0			0.0	0	1045.0		12,040
	14:00									0			0.0	0	1045.0		12,040
	15:00									0			0.0	0	1045.0		12,040
	16:00									0			0.0	0	1045.0		12,040
	17:00									0			0.0	0	1045.0	4,676	16,716
	18:00		300	32						0			0.0	0	1045.0		16,716
	19:00		300	32						0			20.0	0	1065.0		16,696
	20:00		400	32						0			50.0	0	1115.0		16,646
	21:00		300	32						0			30.0	0	1145.0		16,616
	22:00		400	32						0			40.0	0	1185.0		16,576
	23:00		550	24						0			40.0	0	1225.0		16,536
10/18/07	0:00		650	24						0			60.0	0	1285.0		16,476
	1:00		650	24						0			60.0	0	1345.0		16,416
	2:00		625	24						0			60.0	0	1405.0		16,356
	3:00		600	24						0			60.0	0	1465.0		16,296
	4:00		600	24						0			60.0	0	1525.0		16,236
	5:00		600	24						0			50.0	0	1575.0		16,186
	6:00		600	24						0			60.0	0	1635.0		16,126
	7:00		500	24						0			40.0	0	1675.0		16,086
	8:00		450	24						0			40.0	0	1715.0		16,046
	9:00		400	32						0			40.0	0	1755.0		16,006
	10:00		375	32						0			34.0	0	1789.0		15,972
	11:00		400	32						0			34.0	0	1823.0		15,938
	12:00		400	32						0			30.0	0	1853.0		15,908
	13:00		400	32						0			30.0	0	1883.0		15,878
	14:00		375	32						0			34.0	0	1917.0		15,844
	15:00		350	32						0			40.0	0	1957.0		15,804
	16:00		350	32						0			30.0	0	1987.0		15,774
	17:00		350	32						0			30.0	0	2017.0		15,744
	18:00		350	32						0			30.0	0	2047.0		15,714
	19:00		300	32						0			34.0	0	2081.0		15,680
	20:00		300	32						0			25.0	0	2106.0		15,655
	21:00		300	32						0			30.0	0	2136.0		15,625
	22:00		300	32						0			30.0	0	2166.0		15,595
	23:00		325	32						0			30.0	0	2196.0		15,565
10/19/07	0:00		325	32						0			25.0	0	2221.0		15,540
	1:00		350	32						0			25.0	0	2246.0		15,515
	2:00		325	32						0			30.0	0	2276.0		15,485
	3:00		300	32						0			30.0	0	2306.0		15,455
	4:00		300	32						0			20.0	0	2326.0		15,435
	5:00		300	32						0			30.0	0	2356.0		15,405
	6:00		325	32						0			30.0	0	2386.0		15,375
	7:00		300	32						0			30.0	0	2416.0		15,345
	8:00		300	32						0			30.0	0	2446.0		15,315
	9:00		300	32						0			30.0	0	2476.0		15,285
	10:00		275	32						0			30.0	0	2506.0		15,255

Flowback by
Supervisor
Operators
Location Phn#

Cardinal Flow Testing
Alan Tayrien
Troy Smith
979-218-6488

Well Name
Operator
Representative

WGV 22-23-697
Williams Production
Keith Hoffland

							Totals From Below: 80,324							0 6,424.0		6,599	
Date	Time	Wellhead Data			Separator				Gas Production		Fluid Production			Cumulative Prod		Frac Water	
MM/DD/YYYY	hh/mm	Tubing Press Psig	Casing Press Psig	Choke Size Ins.	Static Press. Psig	Diff. INS. H2O	Temp °F	Gas %	Approx. Flowrate MMCF/D	Cum. Volume MMCF	Cond. Prod. BO	Tank Gauge In H2O	Water Prod. BW	Cond. Prod. BO	Water Prod. BW	Pumped (1) BW	Yet To Recover BW
	11:00		325	48						0			40.0	0	2546.0		15,215
	12:00		375	48						0			50.0	0	2596.0		15,165
	13:00		450	48						0			40.0	0	2636.0		15,125
	14:00		550	48						0			40.0	0	2676.0		15,085
	15:00		575	48						0			30.0	0	2706.0		15,055
	16:00		550	24						0			30.0	0	2736.0		15,025
	17:00		550	24						0			30.0	0	2766.0		14,995
	18:00		500	24						0			25.0	0	2791.0		14,970
	19:00		450	24						0			25.0	0	2816.0		14,945
	20:00		425	24						0			30.0	0	2846.0		14,915
	21:00		400	24						0			30.0	0	2876.0		14,885
	22:00		400	32						0			30.0	0	2906.0		14,855
	23:00		375	32						0			30.0	0	2936.0		14,825
10/20/07	0:00		375	32						0			30.0	0	2966.0		14,795
	1:00		400	32						0			30.0	0	2996.0		14,765
	2:00		425	32						0			30.0	0	3026.0		14,735
	3:00		450	32						0			30.0	0	3056.0		14,705
	4:00		475	32						0			30.0	0	3086.0		14,675
	5:00		525	32						0			30.0	0	3116.0		14,645
	6:00		525	24						0			30.0	0	3146.0		14,615
	7:00		600	24						0			20.0	0	3166.0		14,595
	8:00		600	24						0			20.0	0	3186.0		14,575
	9:00		600	24						0			20.0	0	3206.0		14,555
	10:00		600	24						0			20.0	0	3226.0		14,535
	11:00		600	24						0			20.0	0	3246.0		14,515
	12:00		600	24						0			20.0	0	3266.0		14,495
	13:00		550	24						0			30.0	0	3296.0		14,465
	14:00		600	24						0			20.0	0	3316.0		14,445
	15:00		600	24						0			30.0	0	3346.0		14,415
	16:00		600	24						0			20.0	0	3366.0		14,395
	17:00		600	24						0			20.0	0	3386.0		14,375
	18:00		625	24						0			20.0	0	3406.0		14,355
	19:00		625	24						0			20.0	0	3426.0		14,335
	20:00		625	24						0			20.0	0	3446.0		14,315
	21:00		650	24						0			20.0	0	3466.0		14,295
	22:00		650	24						0			20.0	0	3486.0		14,275
	23:00		650	24						0			20.0	0	3506.0		14,255
10/21/07	0:00		650	24						0			20.0	0	3526.0		14,235
	1:00		675	24						0			20.0	0	3546.0		14,215
	2:00		675	24						0			20.0	0	3566.0		14,195
	3:00		675	24						0			20.0	0	3586.0		14,175
	4:00		675	24						0			20.0	0	3606.0		14,155
	5:00		675	24						0			20.0	0	3626.0		14,135
	6:00		675	24						0			20.0	0	3646.0		14,115
	7:00		675	24						0			20.0	0	3666.0		14,095
	8:00		675	24						0			20.0	0	3686.0		14,075
	9:00		675	24						0			20.0	0	3706.0		14,055
	10:00		675	24						0			20.0	0	3726.0		14,035
	11:00		675	24						0			20.0	0	3746.0		14,015
	12:00		700	24						0			20.0	0	3766.0		13,995

Flowback by
Supervisor
Operators
Location Phn#

Cardinal Flow Testing
Alan Tayrien
Troy Smith
979-218-6488

Well Name
Operator
Representative

WGV 22-23-697
Williams Production
Keith Hoffland

							Totals From Below: 80,324							0 6,424.0		6,599	
Date	Time	Wellhead Data			Separator				Gas Production		Fluid Production			Cumulative Prod		Frac Water	
MM/DD/YYYY	hh/mm	Tubing Press Psig	Casing Press Psig	Choke Size Ins.	Static Press. Psig	Diff. INS. H2O	Temp °F	Gas %	Approx. Flowrate MMCF/D	Cum. Volume MMCF	Cond. Prod. BO	Tank Gauge In H2O	Water Prod. BW	Cond. Prod. BO	Water Prod. BW	Pumped (1) BW	Yet To Recover BW
	13:00		700	24						0			20.0	0	3786.0		13,975
	14:00		700	24						0			20.0	0	3806.0		13,955
	15:00		700	24						0			25.0	0	3831.0		13,930
	16:00		700	24						0			20.0	0	3851.0		13,910
	17:00		700	24						0			20.0	0	3871.0		13,890
	18:00		700	24						0			20.0	0	3891.0		13,870
	19:00		700	24						0			25.0	0	3916.0		13,845
	20:00		700	24						0			20.0	0	3936.0		13,825
	21:00		700	24						0			20.0	0	3956.0		13,805
	22:00		700	24						0			20.0	0	3976.0		13,785
	23:00		700	24						0			20.0	0	3996.0		13,765
10/22/07	0:00		700	24						0			20.0	0	4016.0		13,745
	1:00		700	24						0			20.0	0	4036.0		13,725
	2:00		700	24						0			20.0	0	4056.0		13,705
	3:00		700	24						0			25.0	0	4081.0		13,680
	4:00		700	24						0			20.0	0	4101.0		13,660
	5:00		700	24						0			20.0	0	4121.0		13,640
	6:00		700	24						0			20.0	0	4141.0		13,620
	7:00		700	24						0			20.0	0	4161.0		13,600
	8:00		700	24						0			20.0	0	4181.0		13,580
	9:00		700	24						0			25.0	0	4206.0		13,555
	10:00		700	24						0			20.0	0	4226.0		13,535
	11:00		700	24						0			20.0	0	4246.0		13,515
	12:00		700	24						0			20.0	0	4266.0		13,495
	13:00		700	24						0			17.0	0	4283.0		13,478
	14:00		700	24						0			17.0	0	4300.0		13,461
	15:00		675	24						0			20.0	0	4320.0		13,441
	16:00		675	24						0			20.0	0	4340.0		13,421
	17:00		675	24						0			20.0	0	4360.0		13,401
	18:00		675	24						0			17.0	0	4377.0		13,384
	19:00		675	24						0			17.0	0	4394.0		13,367
	20:00		675	24						0			20.0	0	4414.0		13,347
	21:00		675	24						0			20.0	0	4434.0		13,327
	22:00		650	24						0			17.0	0	4451.0		13,310
	23:00		650	24						0			20.0	0	4471.0		13,290
10/23/07	0:00		650	24						0			20.0	0	4491.0		13,270
	1:00		650	24						0			20.0	0	4511.0		13,250
	2:00		650	24						0			20.0	0	4531.0		13,230
	3:00		650	24						0			17.0	0	4548.0		13,213
	4:00		650	24						0			20.0	0	4568.0		13,193
	5:00		650	24						0			20.0	0	4588.0		13,173
	6:00		650	24						0			20.0	0	4608.0		13,153
	7:00		625	24						0			20.0	0	4628.0		13,133
	8:00		625	24						0			20.0	0	4648.0		13,113
	9:00		625	24						0			20.0	0	4668.0		13,093
	10:00		625	24						0			17.0	0	4685.0		13,076
	11:00		625	24						0			17.0	0	4702.0		13,059
	12:00		625	24						0			15.0	0	4717.0		13,044
	13:00		625	24						0			17.0	0	4734.0		13,027
	14:00		600	24						0			17.0	0	4751.0		13,010

Flowback by
Supervisor
Operators
Location Phn#

Cardinal Flow Testing
Alan Tayrien
Troy Smith
979-218-6488

Well Name
Operator
Representative

WGV 22-23-697
Williams Production
Keith Hoffland

								Totals From Below: 80,324						0 6,424.0		6,599	
Date	Time	Wellhead Data			Separator				Gas Production		Fluid Production			Cumulative Prod		Frac Water	
MM/DD/YYYY	hh/mm	Tubing Press Psig	Casing Press Psig	Choke Size Ins.	Static Press. Psig	Diff. INS. H2O	Temp °F	Gas %	Approx. Flowrate MMCF/D	Cum. Volume MMCF	Cond. Prod. BO	Tank Gauge In H2O	Water Prod. BW	Cond. Prod. BO	Water Prod. BW	Pumped (1) BW	Yet To Recover BW
	15:00		600	24						0			15.0	0	4766.0		12,995
	16:00		600	24						0			15.0	0	4781.0		12,980
	17:00		600	24						0			15.0	0	4796.0		12,965
	18:00		600	24						0			15.0	0	4811.0		12,950
	19:00		600	24						0			17.0	0	4828.0		12,933
	20:00		600	24						0			15.0	0	4843.0		12,918
	21:00		600	24						0			15.0	0	4858.0		12,903
	22:00		600	24						0			15.0	0	4873.0		12,888
	23:00		600	24						0			15.0	0	4888.0		12,873
10/24/07	0:00		600	24						0			15.0	0	4903.0		12,858
	1:00		600	24						0			15.0	0	4918.0		12,843
	2:00		600	24						0			15.0	0	4933.0		12,828
	3:00		600	24						0			17.0	0	4950.0		12,811
	4:00		575	24						0			15.0	0	4965.0		12,796
	5:00		575	24						0			15.0	0	4980.0		12,781
	6:00		575	24						0			15.0	0	4995.0		12,766
	7:00		575	24						0			15.0	0	5010.0		12,751
	8:00		575	24						0			17.0	0	5027.0		12,734
	9:00		575	24						0			17.0	0	5044.0		12,717
	10:00		575	24						0			17.0	0	5061.0		12,700
	11:00		575	24						0			15.0	0	5076.0		12,685
	12:00		575	24						0			15.0	0	5091.0		12,670
	13:00		600	24					1184.0	1,184			15.0	0	5106.0		12,655
	14:00		600	24					1063.0	2,247			17.0	0	5123.0		12,638
	15:00		600	24					1119.0	3,366			15.0	0	5138.0		12,623
	16:00		575	24					1114.0	4,480			15.0	0	5153.0		12,608
	17:00		575	24					1111.0	5,591			12.0	0	5165.0		12,596
	18:00		550	24					1112.0	6,703			15.0	0	5180.0		12,581
	19:00		550	24					1097.0	7,800			15.0	0	5195.0		12,566
	20:00		550	24					1106.0	8,906			12.0	0	5207.0		12,554
	21:00		550	24					1089.0	9,995			15.0	0	5222.0		12,539
	22:00		550	24					1,065	11,060			17.0	0	5239.0		12,522
	23:00		550	24					1,080	12,140			12.0	0	5251.0		12,510
10/25/07	0:00		550	24					1,084	13,224			15.0	0	5266.0		12,495
	1:00		550	24					1,074	14,298			15.0	0	5281.0		12,480
	2:00		550	24					1,028	15,326			15.0	0	5296.0		12,465
	3:00		550	24					1,068	16,394			12.0	0	5308.0		12,453
	4:00		550	24					1,045	17,439			17.0	0	5325.0		12,436
	5:00		550	24					1,048	18,487			15.0	0	5340.0		12,421
	6:00		525	24					1,051	19,538			15.0	0	5355.0		12,406
	7:00		550	24					1,041	20,579			12.0	0	5367.0		12,394
	8:00		550	24					1,065	21,644			12.0	0	5379.0		12,382
	9:00		550	24					1,003	22,647			15.0	0	5394.0		12,367
	10:00		550	24					1,001	23,648			12.0	0	5406.0		12,355
	11:00		525	24					969	24,617			10.0	0	5416.0		12,345
	12:00		525	24					1,032	25,649			12.0	0	5428.0		12,333
	13:00		525	24					1,114	26,763			10.0	0	5438.0		12,323
	14:00		525	24					1,107	27,870			10.0	0	5448.0		12,313
	15:00		525	24					1,031	28,901			10.0	0	5458.0		12,303
	16:00		525	24					1,029	29,930			8.0	0	5466.0		12,295

Flowback by
Supervisor
Operators
Location Phn#

Cardinal Flow Testing
Alan Tayrien
Troy Smith
979-218-6488

Well Name
Operator
Representative

WGV 22-23-697
Williams Production
Keith Hoffland

								Totals From Below: 80,324						0 6,424.0		6,599	
Date	Time	Wellhead Data			Separator				Gas Production		Fluid Production			Cumulative Prod		Frac Water	
MM/DD/YYYY	hh/mm	Tubing Press Psig	Casing Press Psig	Choke Size Ins.	Static Press. Psig	Diff. INS. H2O	Temp °F	Gas %	Approx. Flowrate MMCF/D	Cum. Volume MMCF	Cond. Prod. BO	Tank Gauge In H2O	Water Prod. BW	Cond. Prod. BO	Water Prod. BW	Pumped (1) BW	Yet To Recover BW
	17:00		525	24					1,006	30,936			12.0	0	5478.0		12,283
	18:00		525	24					1,059	31,995			8.0	0	5486.0		12,275
	19:00		550	24					1,111	33,106			10.0	0	5496.0		12,265
	20:00		475	24					1,043	34,149			10.0	0	5506.0		12,255
	21:00		525	24					1,014	35,163			8.0	0	5514.0		12,247
	22:00		550	24					1,295	36,458			8.0	0	5522.0		12,239
	23:00		450	24					941	37,399			8.0	0	5530.0		12,231
10/26/07	0:00		550	24					998	38,397			10.0	0	5540.0		12,221
	1:00		550	24					979	39,376			8.0	0	5548.0		12,213
	2:00		525	24					1,197	40,573			8.0	0	5556.0		12,205
	3:00		525	24					1,256	41,829			8.0	0	5564.0		12,197
	4:00		475	24					897	42,726			10.0	0	5574.0		12,187
	5:00		500	24					852	43,578			8.0	0	5582.0		12,179
	6:00		500	24					1,003	44,581			8.0	0	5590.0		12,171
	7:00									44,581			0.0	0	5590.0		12,171
	8:00									44,581			0.0	0	5590.0		12,171
	9:00									44,581			0.0	0	5590.0		12,171
	10:00									44,581			0.0	0	5590.0		12,171
	11:00									44,581			0.0	0	5590.0		12,171
	12:00									44,581			0.0	0	5590.0		12,171
	13:00									44,581			0.0	0	5590.0		12,171
	14:00									44,581			0.0	0	5590.0		12,171
	15:00									44,581			0.0	0	5590.0		12,171
	16:00		500	32						44,581			0.0	0	5590.0		12,171
	17:00		450	32						44,581			30.0	0	5620.0		12,141
	18:00		400	32						44,581			30.0	0	5650.0		12,111
	19:00		375	32						44,581			35.0	0	5685.0		12,076
	20:00		400	24						44,581			30.0	0	5715.0		12,046
	21:00		425	24						44,581			25.0	0	5740.0		12,021
	22:00		425	24						44,581			25.0	0	5765.0		11,996
	23:00		425	24						44,581			25.0	0	5790.0		11,971
	0:00		425	24						44,581			20.0	0	5810.0		11,951
	1:00		425	24						44,581			20.0	0	5830.0		11,931
	2:00		425	24						44,581			20.0	0	5850.0		11,911
	3:00		425	24						44,581			25.0	0	5875.0		11,886
	4:00		450	24						44,581			20.0	0	5895.0		11,866
	5:00		425	24						44,581			25.0	0	5920.0		11,841
	6:00		400	24						44,581			25.0	0	5945.0		11,816
	7:00		350	24						44,581			20.0	0	5965.0		11,796
	8:00		375	24					709	45,290			15.0	0	5980.0		11,781
	9:00		425	24					903	46,193			10.0	0	5990.0		11,771
	10:00		400	24					833	47,026			10.0	0	6000.0		11,761
	11:00		400	24					846	47,872			13.0	0	6013.0		11,748
	12:00		400	24					819	48,691			13.0	0	6026.0		11,735
	13:00		400	24					793	49,484			10.0	0	6036.0		11,725
	14:00		400	24					806	50,290			13.0	0	6049.0		11,712
	15:00		400	24					816	51,106			15.0	0	6064.0		11,697
	16:00		400	24					851	51,957			10.0	0	6074.0		11,687
	17:00		400	24					783	52,740			13.0	0	6087.0		11,674
	18:00		400	24					844	53,584			10.0	0	6097.0		11,664

Flowback by
Supervisor
Operators
Location Phn#

Cardinal Flow Testing
Alan Tayrien
Troy Smith
979-218-6488

Well Name
Operator
Representative

WGV 22-23-697
Williams Production
Keith Hoffland

								Totals From Below: 80,324					0 6,424.0		6,599		
Date	Time	Wellhead Data			Separator				Gas Production		Fluid Production			Cumulative Prod		Frac Water	
MM/DD/YYYY	hh/mm	Tubing Press Psig	Casing Press Psig	Choke Size Ins.	Static Press. Psig	Diff. INS. H2O	Temp °F	Gas %	Approx. Flowrate MMCF/D	Cum. Volume MMCF	Cond. Prod. BO	Tank Gauge In H2O	Water Prod. BW	Cond. Prod. BO	Water Prod. BW	Pumped (1) BW	Yet To Recover BW
	19:00		400	24					937	54,521			8.0	0	6105.0		11,656
	20:00		400	24					803	55,324			10.0	0	6115.0		11,646
	21:00		400	24					790	56,114			13.0	0	6128.0		11,633
	22:00		400	24					784	56,898			10.0	0	6138.0		11,623
	23:00		400	24					793	57,691			10.0	0	6148.0		11,613
10/28/07	0:00		400	24					765	58,456			13.0	0	6161.0		11,600
	1:00		400	24					743	59,199			10.0	0	6171.0		11,590
	2:00		400	24					759	59,958			10.0	0	6181.0		11,580
	3:00		400	24					741	60,699			13.0	0	6194.0		11,567
	4:00		400	24					765	61,464			10.0	0	6204.0		11,557
	5:00		400	24					757	62,221			8.0	0	6212.0		11,549
	6:00		400	24					740	62,961			10.0	0	6222.0		11,539
	7:00		400	24					757	63,718			10.0	0	6232.0		11,529
	8:00		400	24					741	64,459			10.0	0	6242.0		11,519
	9:00		400	24					765	65,224			7.0	0	6249.0		11,512
	10:00		400	24					763	65,987			7.0	0	6256.0		11,505
	11:00		400	24					723	66,710			10.0	0	6266.0		11,495
	12:00		400	24					719	67,429			8.0	0	6274.0		11,487
	13:00		400	24					742	68,171			8.0	0	6282.0		11,479
	14:00		400	24					733	68,904			10.0	0	6292.0		11,469
	15:00		400	24					728	69,632			8.0	0	6300.0		11,461
	16:00		400	24					761	70,393			8.0	0	6308.0		11,453
	17:00		400	24					715	71,108			7.0	0	6315.0		11,446
	18:00		400	24					697	71,805			10.0	0	6325.0		11,436
	19:00		400	24					718	72,523			7.0	0	6332.0		11,429
	20:00		400	24					699	73,222			7.0	0	6339.0		11,422
	21:00		400	24					681	73,903			10.0	0	6349.0		11,412
	22:00		400	24					730	74,633			8.0	0	6357.0		11,404
	23:00		400	24					727	75,360			8.0	0	6365.0		11,396
10/29/07	0:00		400	24					710	76,070			10.0	0	6375.0		11,386
	1:00		400	24					731	76,801			10.0	0	6385.0		11,376
	2:00		400	24					692	77,493			8.0	0	6393.0		11,368
	3:00		400	24					720	78,213			8.0	0	6401.0		11,360
	4:00		400	24					711	78,924			8.0	0	6409.0		11,352
	5:00		400	24					698	79,622			7.0	0	6416.0		11,345
	6:00		400	24					702	80,324			8.0	0	6424.0		11,337
	7:00									80,324			0.0	0	6424.0		11,337
	8:00									80,324			0.0	0	6424.0		11,337
	9:00									80,324			0.0	0	6424.0		11,337
	10:00									80,324			0.0	0	6424.0		11,337
	11:00									80,324			0.0	0	6424.0		11,337
	12:00									80,324			0.0	0	6424.0		11,337
	13:00									80,324			0.0	0	6424.0		11,337
	14:00									80,324			0.0	0	6424.0		11,337
	15:00									80,324			0.0	0	6424.0		11,337
	16:00									80,324			0.0	0	6424.0		11,337
	17:00									80,324			0.0	0	6424.0		11,337
	18:00									80,324			0.0	0	6424.0		11,337
	19:00									80,324			0.0	0	6424.0		11,337
	20:00									80,324			0.0	0	6424.0		11,337

Flowback by
Supervisor
Operators
Location Phn#

Cardinal Flow Testing
Alan Tayrien
Troy Smith
979-218-6488

Well Name
Operator
Representative

WGV 22-23-697
Williams Production
Keith Hoffland

Totals From Below: 80,324												0 6,424.0		6,599			
Date MM/DD/YYYY	Time hh/mm	Wellhead Data			Separator				Gas Production		Fluid Production			Cumulative Prod		Frac Water	
		Tubing Press Psig	Casing Press Psig	Choke Size Ins.	Static Press. Psig	Diff. INS. H2O	Temp °F	Gas %	Approx. Flowrate MMCF/D	Cum. Volume MMCF	Cond. Prod. BO	Tank Gauge In H2O	Water Prod. BW	Cond. Prod. BO	Water Prod. BW	Pumped (1) BW	Yet To Recover BW
	21:00								80,324			0.0	0	6424.0		11,337	
	22:00								80,324			0.0	0	6424.0		11,337	
	23:00								80,324			0.0	0	6424.0		11,337	
	0:00								80,324			0.0	0	6424.0		11,337	
	1:00								80,324			0.0	0	6424.0		11,337	
	2:00								80,324			0.0	0	6424.0		11,337	
	3:00								80,324			0.0	0	6424.0		11,337	
	4:00								80,324			0.0	0	6424.0		11,337	
	5:00								80,324			0.0	0	6424.0		11,337	
	6:00								80,324			0.0	0	6424.0		11,337	
	7:00								80,324			0.0	0	6424.0		11,337	
	8:00								80,324			0.0	0	6424.0		11,337	
	9:00								80,324			0.0	0	6424.0		11,337	
	10:00								80,324			0.0	0	6424.0		11,337	
	11:00								80,324			0.0	0	6424.0		11,337	
	12:00								80,324			0.0	0	6424.0		11,337	
	13:00								80,324			0.0	0	6424.0		11,337	
	14:00								80,324			0.0	0	6424.0		11,337	
	15:00								80,324			0.0	0	6424.0		11,337	
	16:00								80,324			0.0	0	6424.0		11,337	
	17:00								80,324			0.0	0	6424.0		11,337	
	18:00								80,324			0.0	0	6424.0		11,337	
	19:00								80,324			0.0	0	6424.0		11,337	
	20:00								80,324			0.0	0	6424.0		11,337	
	21:00								80,324			0.0	0	6424.0		11,337	
	22:00								80,324			0.0	0	6424.0		11,337	
	23:00								80,324			0.0	0	6424.0		11,337	
	0:00								80,324			0.0	0	6424.0		11,337	
	1:00								80,324			0.0	0	6424.0		11,337	
	2:00								80,324			0.0	0	6424.0		11,337	
	3:00								80,324			0.0	0	6424.0		11,337	
	4:00								80,324			0.0	0	6424.0		11,337	
	5:00								80,324			0.0	0	6424.0		11,337	
	6:00								80,324			0.0	0	6424.0		11,337	
	7:00								80,324			0.0	0	6424.0		11,337	
	8:00								80,324			0.0	0	6424.0		11,337	
	9:00								80,324			0.0	0	6424.0		11,337	
	10:00								80,324			0.0	0	6424.0		11,337	
	11:00								80,324			0.0	0	6424.0		11,337	
	12:00								80,324			0.0	0	6424.0		11,337	
	13:00								80,324			0.0	0	6424.0		11,337	
	14:00								80,324			0.0	0	6424.0		11,337	
	15:00								80,324			0.0	0	6424.0		11,337	
	16:00								80,324			0.0	0	6424.0		11,337	
	17:00								80,324			0.0	0	6424.0		11,337	
	18:00								80,324			0.0	0	6424.0		11,337	
	19:00								80,324			0.0	0	6424.0		11,337	
	20:00								80,324			0.0	0	6424.0		11,337	
	21:00								80,324			0.0	0	6424.0		11,337	
	22:00								80,324			0.0	0	6424.0		11,337	

Flowback by
Supervisor
Operators
Location Phn#

Cardinal Flow Testing
Alan Tayrien
Troy Smith
979-218-6488

Well Name
Operator
Representative

WGV 22-23-697
Williams Production
Keith Hoffland

								Totals From Below: 80,324						0 6,424.0		6,599	
Date	Time	Wellhead Data			Separator				Gas Production		Fluid Production			Cumulative Prod		Frac Water	
MM/DD/YYYY	hh/mm	Tubing Press Psig	Casing Press Psig	Choke Size Ins.	Static Press. Psig	Diff. INS. H2O	Temp °F	Gas %	Approx. Flowrate MMCF/D	Cum. Volume MMCF	Cond. Prod. BO	Tank Gauge In H2O	Water Prod. BW	Cond. Prod. BO	Water Prod. BW	Pumped (1) BW	Yet To Recover BW
	23:00									80,324			0.0	0	6424.0		11,337
	0:00									80,324			0.0	0	6424.0		11,337
	1:00									80,324			0.0	0	6424.0		11,337
	2:00									80,324			0.0	0	6424.0		11,337
	3:00									80,324			0.0	0	6424.0		11,337
	4:00									80,324			0.0	0	6424.0		11,337
	5:00									80,324			0.0	0	6424.0		11,337
	6:00									80,324			0.0	0	6424.0		11,337
	7:00									80,324			0.0	0	6424.0		11,337
	8:00									80,324			0.0	0	6424.0		11,337
	9:00									80,324			0.0	0	6424.0		11,337
	10:00									80,324			0.0	0	6424.0		11,337
	11:00									80,324			0.0	0	6424.0		11,337
	12:00									80,324			0.0	0	6424.0		11,337
	13:00									80,324			0.0	0	6424.0		11,337
	14:00									80,324			0.0	0	6424.0		11,337
	15:00									80,324			0.0	0	6424.0		11,337
	16:00									80,324			0.0	0	6424.0		11,337
	17:00									80,324			0.0	0	6424.0		11,337
	18:00									80,324			0.0	0	6424.0		11,337
	19:00									80,324			0.0	0	6424.0		11,337
	20:00									80,324			0.0	0	6424.0		11,337
	21:00									80,324			0.0	0	6424.0		11,337
	22:00									80,324			0.0	0	6424.0		11,337
	23:00									80,324			0.0	0	6424.0		11,337
	0:00									80,324			0.0	0	6424.0		11,337
	1:00									80,324			0.0	0	6424.0		11,337
	2:00									80,324			0.0	0	6424.0		11,337
	3:00									80,324			0.0	0	6424.0		11,337
	4:00									80,324			0.0	0	6424.0		11,337
	5:00									80,324			0.0	0	6424.0		11,337
	6:00									80,324			0.0	0	6424.0		11,337
	7:00									80,324			0.0	0	6424.0		11,337
	8:00									80,324			0.0	0	6424.0		11,337
	9:00									80,324			0.0	0	6424.0		11,337
	10:00									80,324			0.0	0	6424.0		11,337
	11:00									80,324			0.0	0	6424.0		11,337
	12:00									80,324			0.0	0	6424.0		11,337
	13:00									80,324			0.0	0	6424.0		11,337
	14:00									80,324			0.0	0	6424.0		11,337
	15:00									80,324			0.0	0	6424.0		11,337
	16:00									80,324			0.0	0	6424.0		11,337
	17:00									80,324			0.0	0	6424.0		11,337
	18:00									80,324			0.0	0	6424.0		11,337
	19:00									80,324			0.0	0	6424.0		11,337
	20:00									80,324			0.0	0	6424.0		11,337
	21:00									80,324			0.0	0	6424.0		11,337
	22:00									80,324			0.0	0	6424.0		11,337
	23:00									80,324			0.0	0	6424.0		11,337
	0:00									80,324			0.0	0	6424.0		11,337

Flowback by
Supervisor
Operators
Location Phn#

Cardinal Flow Testing
Alan Tayrien
Troy Smith
979-218-6488

Well Name
Operator
Representative

WGV 22-23-697
Williams Production
Keith Hoffland

									Totals From Below: 80,324					0	6,424.0	6,599	
Date	Time	Wellhead Data			Separator				Gas Production		Fluid Production			Cumulative Prod		Frac Water	
MM/DD/YYYY	hh/mm	Tubing Press Psig	Casing Press Psig	Choke Size Ins.	Static Press. Psig	Diff. INS. H2O	Temp °F	Gas %	Approx. Flowrate MMCF/D	Cum. Volume MMCF	Cond. Prod. BO	Tank Gauge In H2O	Water Prod. BW	Cond. Prod. BO	Water Prod. BW	Pumped (1) BW	Yet To Recover BW
	1:00									80,324			0.0	0	6424.0		11,337
	2:00									80,324			0.0	0	6424.0		11,337
	3:00									80,324			0.0	0	6424.0		11,337
	4:00									80,324			0.0	0	6424.0		11,337
	5:00									80,324			0.0	0	6424.0		11,337
	6:00									80,324			0.0	0	6424.0		11,337
	7:00									80,324			0.0	0	6424.0		11,337
	8:00									80,324			0.0	0	6424.0		11,337
	9:00									80,324			0.0	0	6424.0		11,337
	10:00									80,324			0.0	0	6424.0		11,337
	11:00									80,324			0.0	0	6424.0		11,337
	12:00									80,324			0.0	0	6424.0		11,337
	13:00									80,324			0.0	0	6424.0		11,337
	14:00									80,324			0.0	0	6424.0		11,337
	15:00									80,324			0.0	0	6424.0		11,337
	16:00									80,324			0.0	0	6424.0		11,337
	17:00									80,324			0.0	0	6424.0		11,337
	18:00									80,324			0.0	0	6424.0		11,337
	19:00									80,324			0.0	0	6424.0		11,337
	20:00									80,324			0.0	0	6424.0		11,337
	21:00									80,324			0.0	0	6424.0		11,337
	22:00									80,324			0.0	0	6424.0		11,337
	23:00									80,324			0.0	0	6424.0		11,337
	0:00									80,324			0.0	0	6424.0		11,337
	1:00									80,324			0.0	0	6424.0		11,337
	2:00									80,324			0.0	0	6424.0		11,337
	3:00									80,324			0.0	0	6424.0		11,337
	4:00									80,324			0.0	0	6424.0		11,337
	5:00									80,324			0.0	0	6424.0		11,337
	6:00									80,324			0.0	0	6424.0		11,337
	7:00									80,324			0.0	0	6424.0		11,337
	8:00									80,324			0.0	0	6424.0		11,337
	9:00									80,324			0.0	0	6424.0		11,337
	10:00									80,324			0.0	0	6424.0		11,337
	11:00									80,324			0.0	0	6424.0		11,337
	12:00									80,324			0.0	0	6424.0		11,337
	13:00									80,324			0.0	0	6424.0		11,337
	14:00									80,324			0.0	0	6424.0		11,337
	15:00									80,324			0.0	0	6424.0		11,337
	16:00									80,324			0.0	0	6424.0		11,337
	17:00									80,324			0.0	0	6424.0		11,337
	18:00									80,324			0.0	0	6424.0		11,337
	19:00									80,324			0.0	0	6424.0		11,337
	20:00									80,324			0.0	0	6424.0		11,337
	21:00									80,324			0.0	0	6424.0		11,337
	22:00									80,324			0.0	0	6424.0		11,337
	23:00									80,324			0.0	0	6424.0		11,337

Flowback by
Supervisor
Operators
Location Phn#

Cardinal Flow Testing
Alan Tayrien
Troy Smith
979-218-6488

Well Name
Operator
Representative

WGV 22-23-697
Williams Production
Keith Hoffland

								Totals From Below: 87,502						0 7,146.0		6,599	
Date	Time	Wellhead Data			Separator				Gas Production		Fluid Production			Cumulative Prod		Frac Water	
MM/DD/YYYY	hh/mm	Tubing Press Psig	Casing Press Psig	Choke Size Ins.	Static Press. Psig	Diff. INS. H2O	Temp °F	Gas %	Approx. Flowrate MMCF/D	Cum. Volume MMCF	Cond. Prod. BO	Tank Gauge In H2O	Water Prod. BW	Cond. Prod. BO	Water Prod. BW	Pumped (1) BW	Yet To Recover BW
10/15/07	7:00									0			0.0	0	0.0		0
	8:00									0			0.0	0	0.0		0
	9:00									0			0.0	0	0.0		0
	10:00									0			0.0	0	0.0		0
	11:00									0			0.0	0	0.0		0
	12:00									0			0.0	0	0.0		0
	13:00									0			0.0	0	0.0		0
	14:00									0			0.0	0	0.0		0
	15:00									0			0.0	0	0.0		0
	16:00									0			0.0	0	0.0	6,486	6,486
	17:00		250	48						0			75.0	0	75.0		6,411
	18:00		225	48						0			150.0	0	225.0		6,261
	19:00		175	48						0			100.0	0	325.0		6,161
	20:00		150	48						0			80.0	0	405.0		6,081
	21:00		150	48						0			80.0	0	485.0		6,001
	22:00		125	48						0			70.0	0	555.0		5,931
	23:00		100	48						0			60.0	0	615.0		5,871
10/16/07	0:00		100	48						0			60.0	0	675.0		5,811
	1:00		100	48						0			60.0	0	735.0		5,751
	2:00		75	48						0			50.0	0	785.0		5,701
	3:00		75	48						0			50.0	0	835.0		5,651
	4:00		50	48						0			50.0	0	885.0		5,601
	5:00		50	48						0			40.0	0	925.0		5,561
	6:00		50	48						0			40.0	0	965.0		5,521
	7:00									0			0.0	0	965.0		5,521
	8:00									0			0.0	0	965.0		5,521
	9:35									0			0.0	0	965.0		5,521
	10:00									0			0.0	0	965.0		5,521
	11:00									0			0.0	0	965.0		5,521
	12:00									0			0.0	0	965.0		5,521
	13:00									0			0.0	0	965.0		5,521
	14:00									0			0.0	0	965.0	6,599	12,120
	15:00		150	48						0			0.0	0	965.0		12,120
	16:00		50	48						0			50.0	0	1015.0		12,070
	17:00		25	48						0			30.0	0	1045.0		12,040
	18:00		0	48						0			0.0	0	1045.0		12,040
	19:00		0	48						0			0.0	0	1045.0		12,040
	20:00		0	48						0			0.0	0	1045.0		12,040
	21:35		0	48						0			0.0	0	1045.0		12,040
	22:00		0	48						0			0.0	0	1045.0		12,040
	23:00		0	48						0			0.0	0	1045.0		12,040
10/17/07	0:00		0	48						0			0.0	0	1045.0		12,040
	1:00		0	48						0			0.0	0	1045.0		12,040
	2:00		0	48						0			0.0	0	1045.0		12,040
	3:00		0	48						0			0.0	0	1045.0		12,040
	4:00		0	48						0			0.0	0	1045.0		12,040
	5:00		0	48						0			0.0	0	1045.0		12,040
	6:00		0	48						0			0.0	0	1045.0		12,040
	7:00									0			0.0	0	1045.0		12,040
	8:00									0			0.0	0	1045.0		12,040

Flowback by
Supervisor
Operators
Location Phn#

Cardinal Flow Testing
Alan Tayrien
Troy Smith
979-218-6488

Well Name
Operator
Representative

WGV 22-23-697
Williams Production
Keith Hoffland

								Totals From Below: 87,502						0 7,146.0		6,599	
Date	Time	Wellhead Data			Separator				Gas Production		Fluid Production			Cumulative Prod		Frac Water	
MM/DD/YYYY	hh/mm	Tubing Press Psig	Casing Press Psig	Choke Size Ins.	Static Press. Psig	Diff. INS. H2O	Temp °F	Gas %	Approx. Flowrate MMCF/D	Cum. Volume MMCF	Cond. Prod. BO	Tank Gauge In H2O	Water Prod. BW	Cond. Prod. BO	Water Prod. BW	Pumped (1) BW	Yet To Recover BW
	9:00									0			0.0	0	1045.0		12,040
	10:00									0			0.0	0	1045.0		12,040
	11:00									0			0.0	0	1045.0		12,040
	12:00									0			0.0	0	1045.0		12,040
	13:00									0			0.0	0	1045.0		12,040
	14:00									0			0.0	0	1045.0		12,040
	15:00									0			0.0	0	1045.0		12,040
	16:00									0			0.0	0	1045.0		12,040
	17:00									0			0.0	0	1045.0	4,676	16,716
	18:00		300	32						0			0.0	0	1045.0		16,716
	19:00		300	32						0			20.0	0	1065.0		16,696
	20:00		400	32						0			50.0	0	1115.0		16,646
	21:00		300	32						0			30.0	0	1145.0		16,616
	22:00		400	32						0			40.0	0	1185.0		16,576
	23:00		550	24						0			40.0	0	1225.0		16,536
10/18/07	0:00		650	24						0			60.0	0	1285.0		16,476
	1:00		650	24						0			60.0	0	1345.0		16,416
	2:00		625	24						0			60.0	0	1405.0		16,356
	3:00		600	24						0			60.0	0	1465.0		16,296
	4:00		600	24						0			60.0	0	1525.0		16,236
	5:00		600	24						0			50.0	0	1575.0		16,186
	6:00		600	24						0			60.0	0	1635.0		16,126
	7:00		500	24						0			40.0	0	1675.0		16,086
	8:00		450	24						0			40.0	0	1715.0		16,046
	9:00		400	32						0			40.0	0	1755.0		16,006
	10:00		375	32						0			34.0	0	1789.0		15,972
	11:00		400	32						0			34.0	0	1823.0		15,938
	12:00		400	32						0			30.0	0	1853.0		15,908
	13:00		400	32						0			30.0	0	1883.0		15,878
	14:00		375	32						0			34.0	0	1917.0		15,844
	15:00		350	32						0			40.0	0	1957.0		15,804
	16:00		350	32						0			30.0	0	1987.0		15,774
	17:00		350	32						0			30.0	0	2017.0		15,744
	18:00		350	32						0			30.0	0	2047.0		15,714
	19:00		300	32						0			34.0	0	2081.0		15,680
	20:00		300	32						0			25.0	0	2106.0		15,655
	21:00		300	32						0			30.0	0	2136.0		15,625
	22:00		300	32						0			30.0	0	2166.0		15,595
	23:00		325	32						0			30.0	0	2196.0		15,565
10/19/07	0:00		325	32						0			25.0	0	2221.0		15,540
	1:00		350	32						0			25.0	0	2246.0		15,515
	2:00		325	32						0			30.0	0	2276.0		15,485
	3:00		300	32						0			30.0	0	2306.0		15,455
	4:00		300	32						0			20.0	0	2326.0		15,435
	5:00		300	32						0			30.0	0	2356.0		15,405
	6:00		325	32						0			30.0	0	2386.0		15,375
	7:00		300	32						0			30.0	0	2416.0		15,345
	8:00		300	32						0			30.0	0	2446.0		15,315
	9:00		300	32						0			30.0	0	2476.0		15,285
	10:00		275	32						0			30.0	0	2506.0		15,255

Flowback by
Supervisor
Operators
Location Phn#

Cardinal Flow Testing
Alan Tayrien
Troy Smith
979-218-6488

Well Name
Operator
Representative

WGV 22-23-697
Williams Production
Keith Hoffland

							Totals From Below: 87,502						0 7,146.0		6,599		
Date	Time	Wellhead Data			Separator				Gas Production		Fluid Production			Cumulative Prod		Frac Water	
MM/DD/YYYY	hh/mm	Tubing Press Psig	Casing Press Psig	Choke Size Ins.	Static Press. Psig	Diff. INS. H2O	Temp °F	Gas %	Approx. Flowrate MMCF/D	Cum. Volume MMCF	Cond. Prod. BO	Tank Gauge In H2O	Water Prod. BW	Cond. Prod. BO	Water Prod. BW	Pumped (1) BW	Yet To Recover BW
	11:00		325	48						0			40.0	0	2546.0		15,215
	12:00		375	48						0			50.0	0	2596.0		15,165
	13:00		450	48						0			40.0	0	2636.0		15,125
	14:00		550	48						0			40.0	0	2676.0		15,085
	15:00		575	48						0			30.0	0	2706.0		15,055
	16:00		550	24						0			30.0	0	2736.0		15,025
	17:00		550	24						0			30.0	0	2766.0		14,995
	18:00		500	24						0			25.0	0	2791.0		14,970
	19:00		450	24						0			25.0	0	2816.0		14,945
	20:00		425	24						0			30.0	0	2846.0		14,915
	21:00		400	24						0			30.0	0	2876.0		14,885
	22:00		400	32						0			30.0	0	2906.0		14,855
	23:00		375	32						0			30.0	0	2936.0		14,825
10/20/07	0:00		375	32						0			30.0	0	2966.0		14,795
	1:00		400	32						0			30.0	0	2996.0		14,765
	2:00		425	32						0			30.0	0	3026.0		14,735
	3:00		450	32						0			30.0	0	3056.0		14,705
	4:00		475	32						0			30.0	0	3086.0		14,675
	5:00		525	32						0			30.0	0	3116.0		14,645
	6:00		525	24						0			30.0	0	3146.0		14,615
	7:00		600	24						0			20.0	0	3166.0		14,595
	8:00		600	24						0			20.0	0	3186.0		14,575
	9:00		600	24						0			20.0	0	3206.0		14,555
	10:00		600	24						0			20.0	0	3226.0		14,535
	11:00		600	24						0			20.0	0	3246.0		14,515
	12:00		600	24						0			20.0	0	3266.0		14,495
	13:00		550	24						0			30.0	0	3296.0		14,465
	14:00		600	24						0			20.0	0	3316.0		14,445
	15:00		600	24						0			30.0	0	3346.0		14,415
	16:00		600	24						0			20.0	0	3366.0		14,395
	17:00		600	24						0			20.0	0	3386.0		14,375
	18:00		625	24						0			20.0	0	3406.0		14,355
	19:00		625	24						0			20.0	0	3426.0		14,335
	20:00		625	24						0			20.0	0	3446.0		14,315
	21:00		650	24						0			20.0	0	3466.0		14,295
	22:00		650	24						0			20.0	0	3486.0		14,275
	23:00		650	24						0			20.0	0	3506.0		14,255
10/21/07	0:00		650	24						0			20.0	0	3526.0		14,235
	1:00		675	24						0			20.0	0	3546.0		14,215
	2:00		675	24						0			20.0	0	3566.0		14,195
	3:00		675	24						0			20.0	0	3586.0		14,175
	4:00		675	24						0			20.0	0	3606.0		14,155
	5:00		675	24						0			20.0	0	3626.0		14,135
	6:00		675	24						0			20.0	0	3646.0		14,115
	7:00		675	24						0			20.0	0	3666.0		14,095
	8:00		675	24						0			20.0	0	3686.0		14,075
	9:00		675	24						0			20.0	0	3706.0		14,055
	10:00		675	24						0			20.0	0	3726.0		14,035
	11:00		675	24						0			20.0	0	3746.0		14,015
	12:00		700	24						0			20.0	0	3766.0		13,995

Flowback by
Supervisor
Operators
Location Phn#

Cardinal Flow Testing
Alan Tayrien
Troy Smith
979-218-6488

Well Name
Operator
Representative

WGV 22-23-697
Williams Production
Keith Hoffland

							Totals From Below: 87,502							0 7,146.0		6,599	
Date	Time	Wellhead Data			Separator				Gas Production		Fluid Production			Cumulative Prod		Frac Water	
MM/DD/YYYY	hh/mm	Tubing Press Psig	Casing Press Psig	Choke Size Ins.	Static Press. Psig	Diff. INS. H2O	Temp °F	Gas %	Approx. Flowrate MMCF/D	Cum. Volume MMCF	Cond. Prod. BO	Tank Gauge In H2O	Water Prod. BW	Cond. Prod. BO	Water Prod. BW	Pumped (1) BW	Yet To Recover BW
	13:00		700	24						0			20.0	0	3786.0		13,975
	14:00		700	24						0			20.0	0	3806.0		13,955
	15:00		700	24						0			25.0	0	3831.0		13,930
	16:00		700	24						0			20.0	0	3851.0		13,910
	17:00		700	24						0			20.0	0	3871.0		13,890
	18:00		700	24						0			20.0	0	3891.0		13,870
	19:00		700	24						0			25.0	0	3916.0		13,845
	20:00		700	24						0			20.0	0	3936.0		13,825
	21:00		700	24						0			20.0	0	3956.0		13,805
	22:00		700	24						0			20.0	0	3976.0		13,785
	23:00		700	24						0			20.0	0	3996.0		13,765
10/22/07	0:00		700	24						0			20.0	0	4016.0		13,745
	1:00		700	24						0			20.0	0	4036.0		13,725
	2:00		700	24						0			20.0	0	4056.0		13,705
	3:00		700	24						0			25.0	0	4081.0		13,680
	4:00		700	24						0			20.0	0	4101.0		13,660
	5:00		700	24						0			20.0	0	4121.0		13,640
	6:00		700	24						0			20.0	0	4141.0		13,620
	7:00		700	24						0			20.0	0	4161.0		13,600
	8:00		700	24						0			20.0	0	4181.0		13,580
	9:00		700	24						0			25.0	0	4206.0		13,555
	10:00		700	24						0			20.0	0	4226.0		13,535
	11:00		700	24						0			20.0	0	4246.0		13,515
	12:00		700	24						0			20.0	0	4266.0		13,495
	13:00		700	24						0			17.0	0	4283.0		13,478
	14:00		700	24						0			17.0	0	4300.0		13,461
	15:00		675	24						0			20.0	0	4320.0		13,441
	16:00		675	24						0			20.0	0	4340.0		13,421
	17:00		675	24						0			20.0	0	4360.0		13,401
	18:00		675	24						0			17.0	0	4377.0		13,384
	19:00		675	24						0			17.0	0	4394.0		13,367
	20:00		675	24						0			20.0	0	4414.0		13,347
	21:00		675	24						0			20.0	0	4434.0		13,327
	22:00		650	24						0			17.0	0	4451.0		13,310
	23:00		650	24						0			20.0	0	4471.0		13,290
10/23/07	0:00		650	24						0			20.0	0	4491.0		13,270
	1:00		650	24						0			20.0	0	4511.0		13,250
	2:00		650	24						0			20.0	0	4531.0		13,230
	3:00		650	24						0			17.0	0	4548.0		13,213
	4:00		650	24						0			20.0	0	4568.0		13,193
	5:00		650	24						0			20.0	0	4588.0		13,173
	6:00		650	24						0			20.0	0	4608.0		13,153
	7:00		625	24						0			20.0	0	4628.0		13,133
	8:00		625	24						0			20.0	0	4648.0		13,113
	9:00		625	24						0			20.0	0	4668.0		13,093
	10:00		625	24						0			17.0	0	4685.0		13,076
	11:00		625	24						0			17.0	0	4702.0		13,059
	12:00		625	24						0			15.0	0	4717.0		13,044
	13:00		625	24						0			17.0	0	4734.0		13,027
	14:00		600	24						0			17.0	0	4751.0		13,010

Flowback by
Supervisor
Operators
Location Phn#

Cardinal Flow Testing
Alan Tayrien
Troy Smith
979-218-6488

Well Name
Operator
Representative

WGV 22-23-697
Williams Production
Keith Hoffland

								Totals From Below: 87,502						0 7,146.0		6,599	
Date	Time	Wellhead Data			Separator				Gas Production		Fluid Production			Cumulative Prod		Frac Water	
MM/DD/YYYY	hh/mm	Tubing Press Psig	Casing Press Psig	Choke Size Ins.	Static Press. Psig	Diff. INS. H2O	Temp °F	Gas %	Approx. Flowrate MMCF/D	Cum. Volume MMCF	Cond. Prod. BO	Tank Gauge In H2O	Water Prod. BW	Cond. Prod. BO	Water Prod. BW	Pumped (1) BW	Yet To Recover BW
	15:00		600	24						0			15.0	0	4766.0		12,995
	16:00		600	24						0			15.0	0	4781.0		12,980
	17:00		600	24						0			15.0	0	4796.0		12,965
	18:00		600	24						0			15.0	0	4811.0		12,950
	19:00		600	24						0			17.0	0	4828.0		12,933
	20:00		600	24						0			15.0	0	4843.0		12,918
	21:00		600	24						0			15.0	0	4858.0		12,903
	22:00		600	24						0			15.0	0	4873.0		12,888
	23:00		600	24						0			15.0	0	4888.0		12,873
10/24/07	0:00		600	24						0			15.0	0	4903.0		12,858
	1:00		600	24						0			15.0	0	4918.0		12,843
	2:00		600	24						0			15.0	0	4933.0		12,828
	3:00		600	24						0			17.0	0	4950.0		12,811
	4:00		575	24						0			15.0	0	4965.0		12,796
	5:00		575	24						0			15.0	0	4980.0		12,781
	6:00		575	24						0			15.0	0	4995.0		12,766
	7:00		575	24						0			15.0	0	5010.0		12,751
	8:00		575	24						0			17.0	0	5027.0		12,734
	9:00		575	24						0			17.0	0	5044.0		12,717
	10:00		575	24						0			17.0	0	5061.0		12,700
	11:00		575	24						0			15.0	0	5076.0		12,685
	12:00		575	24						0			15.0	0	5091.0		12,670
	13:00		600	24					1184.0	1,184			15.0	0	5106.0		12,655
	14:00		600	24					1063.0	2,247			17.0	0	5123.0		12,638
	15:00		600	24					1119.0	3,366			15.0	0	5138.0		12,623
	16:00		575	24					1114.0	4,480			15.0	0	5153.0		12,608
	17:00		575	24					1111.0	5,591			12.0	0	5165.0		12,596
	18:00		550	24					1112.0	6,703			15.0	0	5180.0		12,581
	19:00		550	24					1097.0	7,800			15.0	0	5195.0		12,566
	20:00		550	24					1106.0	8,906			12.0	0	5207.0		12,554
	21:00		550	24					1089.0	9,995			15.0	0	5222.0		12,539
	22:00		550	24					1,065	11,060			17.0	0	5239.0		12,522
	23:00		550	24					1,080	12,140			12.0	0	5251.0		12,510
10/25/07	0:00		550	24					1,084	13,224			15.0	0	5266.0		12,495
	1:00		550	24					1,074	14,298			15.0	0	5281.0		12,480
	2:00		550	24					1,028	15,326			15.0	0	5296.0		12,465
	3:00		550	24					1,068	16,394			12.0	0	5308.0		12,453
	4:00		550	24					1,045	17,439			17.0	0	5325.0		12,436
	5:00		550	24					1,048	18,487			15.0	0	5340.0		12,421
	6:00		525	24					1,051	19,538			15.0	0	5355.0		12,406
	7:00		550	24					1,041	20,579			12.0	0	5367.0		12,394
	8:00		550	24					1,065	21,644			12.0	0	5379.0		12,382
	9:00		550	24					1,003	22,647			15.0	0	5394.0		12,367
	10:00		550	24					1,001	23,648			12.0	0	5406.0		12,355
	11:00		525	24					969	24,617			10.0	0	5416.0		12,345
	12:00		525	24					1,032	25,649			12.0	0	5428.0		12,333
	13:00		525	24					1,114	26,763			10.0	0	5438.0		12,323
	14:00		525	24					1,107	27,870			10.0	0	5448.0		12,313
	15:00		525	24					1,031	28,901			10.0	0	5458.0		12,303
	16:00		525	24					1,029	29,930			8.0	0	5466.0		12,295

Flowback by
Supervisor
Operators
Location Phn#

Cardinal Flow Testing
Alan Tayrien
Troy Smith
979-218-6488

Well Name
Operator
Representative

WGV 22-23-697
Williams Production
Keith Hoffland

								Totals From Below: 87,502						0 7,146.0		6,599	
Date	Time	Wellhead Data			Separator				Gas Production		Fluid Production			Cumulative Prod		Frac Water	
MM/DD/YYYY	hh/mm	Tubing Press Psig	Casing Press Psig	Choke Size Ins.	Static Press. Psig	Diff. INS. H2O	Temp °F	Gas %	Approx. Flowrate MMCF/D	Cum. Volume MMCF	Cond. Prod. BO	Tank Gauge In H2O	Water Prod. BW	Cond. Prod. BO	Water Prod. BW	Pumped (1) BW	Yet To Recover BW
	17:00		525	24					1,006	30,936			12.0	0	5478.0		12,283
	18:00		525	24					1,059	31,995			8.0	0	5486.0		12,275
	19:00		550	24					1,111	33,106			10.0	0	5496.0		12,265
	20:00		475	24					1,043	34,149			10.0	0	5506.0		12,255
	21:00		525	24					1,014	35,163			8.0	0	5514.0		12,247
	22:00		550	24					1,295	36,458			8.0	0	5522.0		12,239
	23:00		450	24					941	37,399			8.0	0	5530.0		12,231
10/26/07	0:00		550	24					998	38,397			10.0	0	5540.0		12,221
	1:00		550	24					979	39,376			8.0	0	5548.0		12,213
	2:00		525	24					1,197	40,573			8.0	0	5556.0		12,205
	3:00		525	24					1,256	41,829			8.0	0	5564.0		12,197
	4:00		475	24					897	42,726			10.0	0	5574.0		12,187
	5:00		500	24					852	43,578			8.0	0	5582.0		12,179
	6:00		500	24					1,003	44,581			8.0	0	5590.0		12,171
	7:00									44,581			0.0	0	5590.0		12,171
	8:00									44,581			0.0	0	5590.0		12,171
	9:00									44,581			0.0	0	5590.0		12,171
	10:00									44,581			0.0	0	5590.0		12,171
	11:00									44,581			0.0	0	5590.0		12,171
	12:00									44,581			0.0	0	5590.0		12,171
	13:00									44,581			0.0	0	5590.0		12,171
	14:00									44,581			0.0	0	5590.0		12,171
	15:00									44,581			0.0	0	5590.0		12,171
	16:00		500	32						44,581			0.0	0	5590.0		12,171
	17:00		450	32						44,581			30.0	0	5620.0		12,141
	18:00		400	32						44,581			30.0	0	5650.0		12,111
	19:00		375	32						44,581			35.0	0	5685.0		12,076
	20:00		400	24						44,581			30.0	0	5715.0		12,046
	21:00		425	24						44,581			25.0	0	5740.0		12,021
	22:00		425	24						44,581			25.0	0	5765.0		11,996
	23:00		425	24						44,581			25.0	0	5790.0		11,971
	0:00		425	24						44,581			20.0	0	5810.0		11,951
	1:00		425	24						44,581			20.0	0	5830.0		11,931
	2:00		425	24						44,581			20.0	0	5850.0		11,911
	3:00		425	24						44,581			25.0	0	5875.0		11,886
	4:00		450	24						44,581			20.0	0	5895.0		11,866
	5:00		425	24						44,581			25.0	0	5920.0		11,841
	6:00		400	24						44,581			25.0	0	5945.0		11,816
	7:00		350	24						44,581			20.0	0	5965.0		11,796
	8:00		375	24					709	45,290			15.0	0	5980.0		11,781
	9:00		425	24					903	46,193			10.0	0	5990.0		11,771
	10:00		400	24					833	47,026			10.0	0	6000.0		11,761
	11:00		400	24					846	47,872			13.0	0	6013.0		11,748
	12:00		400	24					819	48,691			13.0	0	6026.0		11,735
	13:00		400	24					793	49,484			10.0	0	6036.0		11,725
	14:00		400	24					806	50,290			13.0	0	6049.0		11,712
	15:00		400	24					816	51,106			15.0	0	6064.0		11,697
	16:00		400	24					851	51,957			10.0	0	6074.0		11,687
	17:00		400	24					783	52,740			13.0	0	6087.0		11,674
	18:00		400	24					844	53,584			10.0	0	6097.0		11,664

Flowback by
Supervisor
Operators
Location Phn#

Cardinal Flow Testing
Alan Tayrien
Troy Smith
979-218-6488

Well Name
Operator
Representative

WGV 22-23-697
Williams Production
Keith Hoffland

								Totals From Below: 87,502					0 7,146.0		6,599		
Date	Time	Wellhead Data			Separator				Gas Production		Fluid Production			Cumulative Prod		Frac Water	
MM/DD/YYYY	hh/mm	Tubing Press Psig	Casing Press Psig	Choke Size Ins.	Static Press. Psig	Diff. INS. H2O	Temp °F	Gas %	Approx. Flowrate MMCF/D	Cum. Volume MMCF	Cond. Prod. BO	Tank Gauge In H2O	Water Prod. BW	Cond. Prod. BO	Water Prod. BW	Pumped (1) BW	Yet To Recover BW
	19:00		400	24					937	54,521			8.0	0	6105.0		11,656
	20:00		400	24					803	55,324			10.0	0	6115.0		11,646
	21:00		400	24					790	56,114			13.0	0	6128.0		11,633
	22:00		400	24					784	56,898			10.0	0	6138.0		11,623
	23:00		400	24					793	57,691			10.0	0	6148.0		11,613
10/28/07	0:00		400	24					765	58,456			13.0	0	6161.0		11,600
	1:00		400	24					743	59,199			10.0	0	6171.0		11,590
	2:00		400	24					759	59,958			10.0	0	6181.0		11,580
	3:00		400	24					741	60,699			13.0	0	6194.0		11,567
	4:00		400	24					765	61,464			10.0	0	6204.0		11,557
	5:00		400	24					757	62,221			8.0	0	6212.0		11,549
	6:00		400	24					740	62,961			10.0	0	6222.0		11,539
	7:00		400	24					757	63,718			10.0	0	6232.0		11,529
	8:00		400	24					741	64,459			10.0	0	6242.0		11,519
	9:00		400	24					765	65,224			7.0	0	6249.0		11,512
	10:00		400	24					763	65,987			7.0	0	6256.0		11,505
	11:00		400	24					723	66,710			10.0	0	6266.0		11,495
	12:00		400	24					719	67,429			8.0	0	6274.0		11,487
	13:00		400	24					742	68,171			8.0	0	6282.0		11,479
	14:00		400	24					733	68,904			10.0	0	6292.0		11,469
	15:00		400	24					728	69,632			8.0	0	6300.0		11,461
	16:00		400	24					761	70,393			8.0	0	6308.0		11,453
	17:00		400	24					715	71,108			7.0	0	6315.0		11,446
	18:00		400	24					697	71,805			10.0	0	6325.0		11,436
	19:00		400	24					718	72,523			7.0	0	6332.0		11,429
	20:00		400	24					699	73,222			7.0	0	6339.0		11,422
	21:00		400	24					681	73,903			10.0	0	6349.0		11,412
	22:00		400	24					730	74,633			8.0	0	6357.0		11,404
	23:00		400	24					727	75,360			8.0	0	6365.0		11,396
10/29/07	0:00		400	24					710	76,070			10.0	0	6375.0		11,386
	1:00		400	24					731	76,801			10.0	0	6385.0		11,376
	2:00		400	24					692	77,493			8.0	0	6393.0		11,368
	3:00		400	24					720	78,213			8.0	0	6401.0		11,360
	4:00		400	24					711	78,924			8.0	0	6409.0		11,352
	5:00		400	24					698	79,622			7.0	0	6416.0		11,345
	6:00		400	24					702	80,324			8.0	0	6424.0		11,337
	7:00		400	24					663	80,987			10.0	0	6434.0		11,327
	8:00									80,987			0.0	0	6434.0		11,327
	9:00									80,987			0.0	0	6434.0		11,327
	10:00									80,987			0.0	0	6434.0		11,327
	11:00									80,987			0.0	0	6434.0		11,327
	12:00									80,987			0.0	0	6434.0		11,327
	13:00									80,987			0.0	0	6434.0		11,327
	14:00									80,987			0.0	0	6434.0		11,327
	15:00									80,987			0.0	0	6434.0		11,327
	16:00									80,987			0.0	0	6434.0		11,327
	17:00		700	32						80,987			60.0	0	6494.0		11,267
	18:00		650	32						80,987			60.0	0	6554.0		11,207
	19:00		750	32						80,987			70.0	0	6624.0		11,137
	20:00		775	24						80,987			55.0	0	6679.0		11,082

Flowback by
Supervisor
Operators
Location Phn#

Cardinal Flow Testing
Alan Tayrien
Troy Smith
979-218-6488

Well Name
Operator
Representative

WGV 22-23-697
Williams Production
Keith Hoffland

								Totals From Below: 87,502						0 7,146.0		6,599	
Date	Time	Wellhead Data			Separator				Gas Production		Fluid Production			Cumulative Prod		Frac Water	
MM/DD/YYYY	hh/mm	Tubing Press Psig	Casing Press Psig	Choke Size Ins.	Static Press. Psig	Diff. INS. H2O	Temp °F	Gas %	Approx. Flowrate MMCF/D	Cum. Volume MMCF	Cond. Prod. BO	Tank Gauge In H2O	Water Prod. BW	Cond. Prod. BO	Water Prod. BW	Pumped (1) BW	Yet To Recover BW
	21:00		775	24						80,987			60.0	0	6739.0		11,022
	22:00		800	24						80,987			50.0	0	6789.0		10,972
	23:00		800	24					628	81,615			45.0	0	6834.0		10,927
10/30/07	0:00		800	24					619	82,234			40.0	0	6874.0		10,887
	1:00		825	24					751	82,985			47.0	0	6921.0		10,840
	2:00		825	24					795	83,780			43.0	0	6964.0		10,797
	3:00		850	24					813	84,593			40.0	0	7004.0		10,757
	4:00		900	24					900	85,493			47.0	0	7051.0		10,710
	5:00		900	24					1,015	86,508			50.0	0	7101.0		10,660
	6:00		900	24					994	87,502			45.0	0	7146.0		10,615
	7:00									87,502			0.0	0	7146.0		10,615
	8:00									87,502			0.0	0	7146.0		10,615
	9:00									87,502			0.0	0	7146.0		10,615
	10:00									87,502			0.0	0	7146.0		10,615
	11:00									87,502			0.0	0	7146.0		10,615
	12:00									87,502			0.0	0	7146.0		10,615
	13:00									87,502			0.0	0	7146.0		10,615
	14:00									87,502			0.0	0	7146.0		10,615
	15:00									87,502			0.0	0	7146.0		10,615
	16:00									87,502			0.0	0	7146.0		10,615
	17:00									87,502			0.0	0	7146.0		10,615
	18:00									87,502			0.0	0	7146.0		10,615
	19:00									87,502			0.0	0	7146.0		10,615
	20:00									87,502			0.0	0	7146.0		10,615
	21:00									87,502			0.0	0	7146.0		10,615
	22:00									87,502			0.0	0	7146.0		10,615
	23:00									87,502			0.0	0	7146.0		10,615
	0:00									87,502			0.0	0	7146.0		10,615
	1:00									87,502			0.0	0	7146.0		10,615
	2:00									87,502			0.0	0	7146.0		10,615
	3:00									87,502			0.0	0	7146.0		10,615
	4:00									87,502			0.0	0	7146.0		10,615
	5:00									87,502			0.0	0	7146.0		10,615
	6:00									87,502			0.0	0	7146.0		10,615
	7:00									87,502			0.0	0	7146.0		10,615
	8:00									87,502			0.0	0	7146.0		10,615
	9:00									87,502			0.0	0	7146.0		10,615
	10:00									87,502			0.0	0	7146.0		10,615
	11:00									87,502			0.0	0	7146.0		10,615
	12:00									87,502			0.0	0	7146.0		10,615
	13:00									87,502			0.0	0	7146.0		10,615
	14:00									87,502			0.0	0	7146.0		10,615
	15:00									87,502			0.0	0	7146.0		10,615
	16:00									87,502			0.0	0	7146.0		10,615
	17:00									87,502			0.0	0	7146.0		10,615
	18:00									87,502			0.0	0	7146.0		10,615
	19:00									87,502			0.0	0	7146.0		10,615
	20:00									87,502			0.0	0	7146.0		10,615
	21:00									87,502			0.0	0	7146.0		10,615
	22:00									87,502			0.0	0	7146.0		10,615

Flowback by
Supervisor
Operators
Location Phn#

Cardinal Flow Testing
Alan Tayrien
Troy Smith
979-218-6488

Well Name
Operator
Representative

WGV 22-23-697
Williams Production
Keith Hoffland

									Totals From Below: 87,502						0 7,146.0		6,599	
Date	Time	Wellhead Data			Separator				Gas Production		Fluid Production			Cumulative Prod		Frac Water		
MM/DD/YYYY	hh/mm	Tubing Press Psig	Casing Press Psig	Choke Size Ins.	Static Press. Psig	Diff. INS. H2O	Temp °F	Gas %	Approx. Flowrate MMCF/D	Cum. Volume MMCF	Cond. Prod. BO	Tank Gauge In H2O	Water Prod. BW	Cond. Prod. BO	Water Prod. BW	Pumped (1) BW	Yet To Recover BW	
	23:00									87,502			0.0	0	7146.0		10,615	
	0:00									87,502			0.0	0	7146.0		10,615	
	1:00									87,502			0.0	0	7146.0		10,615	
	2:00									87,502			0.0	0	7146.0		10,615	
	3:00									87,502			0.0	0	7146.0		10,615	
	4:00									87,502			0.0	0	7146.0		10,615	
	5:00									87,502			0.0	0	7146.0		10,615	
	6:00									87,502			0.0	0	7146.0		10,615	
	7:00									87,502			0.0	0	7146.0		10,615	
	8:00									87,502			0.0	0	7146.0		10,615	
	9:00									87,502			0.0	0	7146.0		10,615	
	10:00									87,502			0.0	0	7146.0		10,615	
	11:00									87,502			0.0	0	7146.0		10,615	
	12:00									87,502			0.0	0	7146.0		10,615	
	13:00									87,502			0.0	0	7146.0		10,615	
	14:00									87,502			0.0	0	7146.0		10,615	
	15:00									87,502			0.0	0	7146.0		10,615	
	16:00									87,502			0.0	0	7146.0		10,615	
	17:00									87,502			0.0	0	7146.0		10,615	
	18:00									87,502			0.0	0	7146.0		10,615	
	19:00									87,502			0.0	0	7146.0		10,615	
	20:00									87,502			0.0	0	7146.0		10,615	
	21:00									87,502			0.0	0	7146.0		10,615	
	22:00									87,502			0.0	0	7146.0		10,615	
	23:00									87,502			0.0	0	7146.0		10,615	
	0:00									87,502			0.0	0	7146.0		10,615	
	1:00									87,502			0.0	0	7146.0		10,615	
	2:00									87,502			0.0	0	7146.0		10,615	
	3:00									87,502			0.0	0	7146.0		10,615	
	4:00									87,502			0.0	0	7146.0		10,615	
	5:00									87,502			0.0	0	7146.0		10,615	
	6:00									87,502			0.0	0	7146.0		10,615	
	7:00									87,502			0.0	0	7146.0		10,615	
	8:00									87,502			0.0	0	7146.0		10,615	
	9:00									87,502			0.0	0	7146.0		10,615	
	10:00									87,502			0.0	0	7146.0		10,615	
	11:00									87,502			0.0	0	7146.0		10,615	
	12:00									87,502			0.0	0	7146.0		10,615	
	13:00									87,502			0.0	0	7146.0		10,615	
	14:00									87,502			0.0	0	7146.0		10,615	
	15:00									87,502			0.0	0	7146.0		10,615	
	16:00									87,502			0.0	0	7146.0		10,615	
	17:00									87,502			0.0	0	7146.0		10,615	
	18:00									87,502			0.0	0	7146.0		10,615	
	19:00									87,502			0.0	0	7146.0		10,615	
	20:00									87,502			0.0	0	7146.0		10,615	
	21:00									87,502			0.0	0	7146.0		10,615	
	22:00									87,502			0.0	0	7146.0		10,615	
	23:00									87,502			0.0	0	7146.0		10,615	
	0:00									87,502			0.0	0	7146.0		10,615	

Flowback by
Supervisor
Operators
Location Phn#

Cardinal Flow Testing
Alan Tayrien
Troy Smith
979-218-6488

Well Name
Operator
Representative

WGV 22-23-697
Williams Production
Keith Hoffland

								Totals From Below: 87,502						0 7,146.0		6,599	
Date	Time	Wellhead Data			Separator				Gas Production		Fluid Production			Cumulative Prod		Frac Water	
MM/DD/YYYY	hh/mm	Tubing Press Psig	Casing Press Psig	Choke Size Ins.	Static Press. Psig	Diff. INS. H2O	Temp °F	Gas %	Approx. Flowrate MMCF/D	Cum. Volume MMCF	Cond. Prod. BO	Tank Gauge In H2O	Water Prod. BW	Cond. Prod. BO	Water Prod. BW	Pumped (1) BW	Yet To Recover BW
	1:00									87,502			0.0	0	7146.0		10,615
	2:00									87,502			0.0	0	7146.0		10,615
	3:00									87,502			0.0	0	7146.0		10,615
	4:00									87,502			0.0	0	7146.0		10,615
	5:00									87,502			0.0	0	7146.0		10,615
	6:00									87,502			0.0	0	7146.0		10,615
	7:00									87,502			0.0	0	7146.0		10,615
	8:00									87,502			0.0	0	7146.0		10,615
	9:00									87,502			0.0	0	7146.0		10,615
	10:00									87,502			0.0	0	7146.0		10,615
	11:00									87,502			0.0	0	7146.0		10,615
	12:00									87,502			0.0	0	7146.0		10,615
	13:00									87,502			0.0	0	7146.0		10,615
	14:00									87,502			0.0	0	7146.0		10,615
	15:00									87,502			0.0	0	7146.0		10,615
	16:00									87,502			0.0	0	7146.0		10,615
	17:00									87,502			0.0	0	7146.0		10,615
	18:00									87,502			0.0	0	7146.0		10,615
	19:00									87,502			0.0	0	7146.0		10,615
	20:00									87,502			0.0	0	7146.0		10,615
	21:00									87,502			0.0	0	7146.0		10,615
	22:00									87,502			0.0	0	7146.0		10,615
	23:00									87,502			0.0	0	7146.0		10,615
	0:00									87,502			0.0	0	7146.0		10,615
	1:00									87,502			0.0	0	7146.0		10,615
	2:00									87,502			0.0	0	7146.0		10,615
	3:00									87,502			0.0	0	7146.0		10,615
	4:00									87,502			0.0	0	7146.0		10,615
	5:00									87,502			0.0	0	7146.0		10,615
	6:00									87,502			0.0	0	7146.0		10,615
	7:00									87,502			0.0	0	7146.0		10,615
	8:00									87,502			0.0	0	7146.0		10,615
	9:00									87,502			0.0	0	7146.0		10,615
	10:00									87,502			0.0	0	7146.0		10,615
	11:00									87,502			0.0	0	7146.0		10,615
	12:00									87,502			0.0	0	7146.0		10,615
	13:00									87,502			0.0	0	7146.0		10,615
	14:00									87,502			0.0	0	7146.0		10,615
	15:00									87,502			0.0	0	7146.0		10,615
	16:00									87,502			0.0	0	7146.0		10,615
	17:00									87,502			0.0	0	7146.0		10,615
	18:00									87,502			0.0	0	7146.0		10,615
	19:00									87,502			0.0	0	7146.0		10,615
	20:00									87,502			0.0	0	7146.0		10,615
	21:00									87,502			0.0	0	7146.0		10,615
	22:00									87,502			0.0	0	7146.0		10,615
	23:00									87,502			0.0	0	7146.0		10,615

Flowback by
Supervisor
Operators
Location Phn#

Cardinal Flow Testing
Alan Tayrien
Troy Smith
979-218-6488

Well Name
Operator
Representative

WGV 22-23-697
Williams Production
Keith Hoffland

									Totals From Below: 103,200						0 10,956.4		6,599	
Date	Time	Wellhead Data			Separator				Gas Production		Fluid Production			Cumulative Prod		Frac Water		
MM/DD/YYYY	hh/mm	Tubing Press Psig	Casing Press Psig	Choke Size Ins.	Static Press. Psig	Diff. INS. H2O	Temp °F	Gas %	Approx. Flowrate MMCF/D	Cum. Volume MMCF	Cond. Prod. BO	Tank Gauge In H2O	Water Prod. BW	Cond. Prod. BO	Water Prod. BW	Pumped (1) BW	Yet To Recover BW	
10/15/07	7:00									0			0.0	0	0.0		0	
	8:00									0			0.0	0	0.0		0	
	9:00									0			0.0	0	0.0		0	
	10:00									0			0.0	0	0.0		0	
	11:00									0			0.0	0	0.0		0	
	12:00									0			0.0	0	0.0		0	
	13:00									0			0.0	0	0.0		0	
	14:00									0			0.0	0	0.0		0	
	15:00									0			0.0	0	0.0		0	
	16:00									0			0.0	0	0.0	6,486	6,486	
	17:00		250	48						0			75.0	0	75.0		6,411	
	18:00		225	48						0			150.0	0	225.0		6,261	
	19:00		175	48						0			100.0	0	325.0		6,161	
	20:00		150	48						0			80.0	0	405.0		6,081	
	21:00		150	48						0			80.0	0	485.0		6,001	
	22:00		125	48						0			70.0	0	555.0		5,931	
	23:00		100	48						0			60.0	0	615.0		5,871	
10/16/07	0:00		100	48						0			60.0	0	675.0		5,811	
	1:00		100	48						0			60.0	0	735.0		5,751	
	2:00		75	48						0			50.0	0	785.0		5,701	
	3:00		75	48						0			50.0	0	835.0		5,651	
	4:00		50	48						0			50.0	0	885.0		5,601	
	5:00		50	48						0			40.0	0	925.0		5,561	
	6:00		50	48						0			40.0	0	965.0		5,521	
	7:00									0			0.0	0	965.0		5,521	
	8:00									0			0.0	0	965.0		5,521	
	9:35									0			0.0	0	965.0		5,521	
	10:00									0			0.0	0	965.0		5,521	
	11:00									0			0.0	0	965.0		5,521	
	12:00									0			0.0	0	965.0		5,521	
	13:00									0			0.0	0	965.0		5,521	
	14:00									0			0.0	0	965.0	6,599	12,120	
	15:00		150	48						0			0.0	0	965.0		12,120	
	16:00		50	48						0			50.0	0	1015.0		12,070	
	17:00		25	48						0			30.0	0	1045.0		12,040	
	18:00		0	48						0			0.0	0	1045.0		12,040	
	19:00		0	48						0			0.0	0	1045.0		12,040	
	20:00		0	48						0			0.0	0	1045.0		12,040	
	21:35		0	48						0			0.0	0	1045.0		12,040	
	22:00		0	48						0			0.0	0	1045.0		12,040	
	23:00		0	48						0			0.0	0	1045.0		12,040	
10/17/07	0:00		0	48						0			0.0	0	1045.0		12,040	
	1:00		0	48						0			0.0	0	1045.0		12,040	
	2:00		0	48						0			0.0	0	1045.0		12,040	
	3:00		0	48						0			0.0	0	1045.0		12,040	
	4:00		0	48						0			0.0	0	1045.0		12,040	
	5:00		0	48						0			0.0	0	1045.0		12,040	
	6:00		0	48						0			0.0	0	1045.0		12,040	
	7:00									0			0.0	0	1045.0		12,040	
	8:00									0			0.0	0	1045.0		12,040	

Flowback by
Supervisor
Operators
Location Phn#

Cardinal Flow Testing
Alan Tayrien
Troy Smith
979-218-6488

Well Name
Operator
Representative

WGV 22-23-697
Williams Production
Keith Hoffland

									Totals From Below: 103,200						0 10,956.4		6,599	
Date	Time	Wellhead Data			Separator				Gas Production		Fluid Production			Cumulative Prod		Frac Water		
MM/DD/YYYY	hh/mm	Tubing Press Psig	Casing Press Psig	Choke Size Ins.	Static Press. Psig	Diff. INS. H2O	Temp °F	Gas %	Approx. Flowrate MMCF/D	Cum. Volume MMCF	Cond. Prod. BO	Tank Gauge In H2O	Water Prod. BW	Cond. Prod. BO	Water Prod. BW	Pumped (1) BW	Yet To Recover BW	
	9:00									0			0.0	0	1045.0		12,040	
	10:00									0			0.0	0	1045.0		12,040	
	11:00									0			0.0	0	1045.0		12,040	
	12:00									0			0.0	0	1045.0		12,040	
	13:00									0			0.0	0	1045.0		12,040	
	14:00									0			0.0	0	1045.0		12,040	
	15:00									0			0.0	0	1045.0		12,040	
	16:00									0			0.0	0	1045.0		12,040	
	17:00									0			0.0	0	1045.0	4,676	16,716	
	18:00		300	32						0			0.0	0	1045.0		16,716	
	19:00		300	32						0			20.0	0	1065.0		16,696	
	20:00		400	32						0			50.0	0	1115.0		16,646	
	21:00		300	32						0			30.0	0	1145.0		16,616	
	22:00		400	32						0			40.0	0	1185.0		16,576	
	23:00		550	24						0			40.0	0	1225.0		16,536	
10/18/07	0:00		650	24						0			60.0	0	1285.0		16,476	
	1:00		650	24						0			60.0	0	1345.0		16,416	
	2:00		625	24						0			60.0	0	1405.0		16,356	
	3:00		600	24						0			60.0	0	1465.0		16,296	
	4:00		600	24						0			60.0	0	1525.0		16,236	
	5:00		600	24						0			50.0	0	1575.0		16,186	
	6:00		600	24						0			60.0	0	1635.0		16,126	
	7:00		500	24						0			40.0	0	1675.0		16,086	
	8:00		450	24						0			40.0	0	1715.0		16,046	
	9:00		400	32						0			40.0	0	1755.0		16,006	
	10:00		375	32						0			34.0	0	1789.0		15,972	
	11:00		400	32						0			34.0	0	1823.0		15,938	
	12:00		400	32						0			30.0	0	1853.0		15,908	
	13:00		400	32						0			30.0	0	1883.0		15,878	
	14:00		375	32						0			34.0	0	1917.0		15,844	
	15:00		350	32						0			40.0	0	1957.0		15,804	
	16:00		350	32						0			30.0	0	1987.0		15,774	
	17:00		350	32						0			30.0	0	2017.0		15,744	
	18:00		350	32						0			30.0	0	2047.0		15,714	
	19:00		300	32						0			34.0	0	2081.0		15,680	
	20:00		300	32						0			25.0	0	2106.0		15,655	
	21:00		300	32						0			30.0	0	2136.0		15,625	
	22:00		300	32						0			30.0	0	2166.0		15,595	
	23:00		325	32						0			30.0	0	2196.0		15,565	
10/19/07	0:00		325	32						0			25.0	0	2221.0		15,540	
	1:00		350	32						0			25.0	0	2246.0		15,515	
	2:00		325	32						0			30.0	0	2276.0		15,485	
	3:00		300	32						0			30.0	0	2306.0		15,455	
	4:00		300	32						0			20.0	0	2326.0		15,435	
	5:00		300	32						0			30.0	0	2356.0		15,405	
	6:00		325	32						0			30.0	0	2386.0		15,375	
	7:00		300	32						0			30.0	0	2416.0		15,345	
	8:00		300	32						0			30.0	0	2446.0		15,315	
	9:00		300	32						0			30.0	0	2476.0		15,285	
	10:00		275	32						0			30.0	0	2506.0		15,255	

Flowback by
Supervisor
Operators
Location Phn#

Cardinal Flow Testing
Alan Tayrien
Troy Smith
979-218-6488

Well Name
Operator
Representative

WGV 22-23-697
Williams Production
Keith Hoffland

					Totals From Below: 103,200							0 10,956.4		6,599			
Date	Time	Wellhead Data			Separator				Gas Production		Fluid Production			Cumulative Prod		Frac Water	
MM/DD/YYYY	hh/mm	Tubing Press Psig	Casing Press Psig	Choke Size Ins.	Static Press. Psig	Diff. INS. H2O	Temp °F	Gas %	Approx. Flowrate MMCF/D	Cum. Volume MMCF	Cond. Prod. BO	Tank Gauge In H2O	Water Prod. BW	Cond. Prod. BO	Water Prod. BW	Pumped (1) BW	Yet To Recover BW
	11:00		325	48						0			40.0	0	2546.0		15,215
	12:00		375	48						0			50.0	0	2596.0		15,165
	13:00		450	48						0			40.0	0	2636.0		15,125
	14:00		550	48						0			40.0	0	2676.0		15,085
	15:00		575	48						0			30.0	0	2706.0		15,055
	16:00		550	24						0			30.0	0	2736.0		15,025
	17:00		550	24						0			30.0	0	2766.0		14,995
	18:00		500	24						0			25.0	0	2791.0		14,970
	19:00		450	24						0			25.0	0	2816.0		14,945
	20:00		425	24						0			30.0	0	2846.0		14,915
	21:00		400	24						0			30.0	0	2876.0		14,885
	22:00		400	32						0			30.0	0	2906.0		14,855
	23:00		375	32						0			30.0	0	2936.0		14,825
10/20/07	0:00		375	32						0			30.0	0	2966.0		14,795
	1:00		400	32						0			30.0	0	2996.0		14,765
	2:00		425	32						0			30.0	0	3026.0		14,735
	3:00		450	32						0			30.0	0	3056.0		14,705
	4:00		475	32						0			30.0	0	3086.0		14,675
	5:00		525	32						0			30.0	0	3116.0		14,645
	6:00		525	24						0			30.0	0	3146.0		14,615
	7:00		600	24						0			20.0	0	3166.0		14,595
	8:00		600	24						0			20.0	0	3186.0		14,575
	9:00		600	24						0			20.0	0	3206.0		14,555
	10:00		600	24						0			20.0	0	3226.0		14,535
	11:00		600	24						0			20.0	0	3246.0		14,515
	12:00		600	24						0			20.0	0	3266.0		14,495
	13:00		550	24						0			30.0	0	3296.0		14,465
	14:00		600	24						0			20.0	0	3316.0		14,445
	15:00		600	24						0			30.0	0	3346.0		14,415
	16:00		600	24						0			20.0	0	3366.0		14,395
	17:00		600	24						0			20.0	0	3386.0		14,375
	18:00		625	24						0			20.0	0	3406.0		14,355
	19:00		625	24						0			20.0	0	3426.0		14,335
	20:00		625	24						0			20.0	0	3446.0		14,315
	21:00		650	24						0			20.0	0	3466.0		14,295
	22:00		650	24						0			20.0	0	3486.0		14,275
	23:00		650	24						0			20.0	0	3506.0		14,255
10/21/07	0:00		650	24						0			20.0	0	3526.0		14,235
	1:00		675	24						0			20.0	0	3546.0		14,215
	2:00		675	24						0			20.0	0	3566.0		14,195
	3:00		675	24						0			20.0	0	3586.0		14,175
	4:00		675	24						0			20.0	0	3606.0		14,155
	5:00		675	24						0			20.0	0	3626.0		14,135
	6:00		675	24						0			20.0	0	3646.0		14,115
	7:00		675	24						0			20.0	0	3666.0		14,095
	8:00		675	24						0			20.0	0	3686.0		14,075
	9:00		675	24						0			20.0	0	3706.0		14,055
	10:00		675	24						0			20.0	0	3726.0		14,035
	11:00		675	24						0			20.0	0	3746.0		14,015
	12:00		700	24						0			20.0	0	3766.0		13,995

Flowback by
Supervisor
Operators
Location Phn#

Cardinal Flow Testing
Alan Tayrien
Troy Smith
979-218-6488

Well Name
Operator
Representative

WGV 22-23-697
Williams Production
Keith Hoffland

									Totals From Below: 103,200						0 10,956.4		6,599	
Date	Time	Wellhead Data			Separator				Gas Production		Fluid Production			Cumulative Prod		Frac Water		
MM/DD/YYYY	hh/mm	Tubing Press Psig	Casing Press Psig	Choke Size Ins.	Static Press. Psig	Diff. INS. H2O	Temp °F	Gas %	Approx. Flowrate MMCF/D	Cum. Volume MMCF	Cond. Prod. BO	Tank Gauge In H2O	Water Prod. BW	Cond. Prod. BO	Water Prod. BW	Pumped (1) BW	Yet To Recover BW	
	13:00		700	24						0			20.0	0	3786.0		13,975	
	14:00		700	24						0			20.0	0	3806.0		13,955	
	15:00		700	24						0			25.0	0	3831.0		13,930	
	16:00		700	24						0			20.0	0	3851.0		13,910	
	17:00		700	24						0			20.0	0	3871.0		13,890	
	18:00		700	24						0			20.0	0	3891.0		13,870	
	19:00		700	24						0			25.0	0	3916.0		13,845	
	20:00		700	24						0			20.0	0	3936.0		13,825	
	21:00		700	24						0			20.0	0	3956.0		13,805	
	22:00		700	24						0			20.0	0	3976.0		13,785	
	23:00		700	24						0			20.0	0	3996.0		13,765	
10/22/07	0:00		700	24						0			20.0	0	4016.0		13,745	
	1:00		700	24						0			20.0	0	4036.0		13,725	
	2:00		700	24						0			20.0	0	4056.0		13,705	
	3:00		700	24						0			25.0	0	4081.0		13,680	
	4:00		700	24						0			20.0	0	4101.0		13,660	
	5:00		700	24						0			20.0	0	4121.0		13,640	
	6:00		700	24						0			20.0	0	4141.0		13,620	
	7:00		700	24						0			20.0	0	4161.0		13,600	
	8:00		700	24						0			20.0	0	4181.0		13,580	
	9:00		700	24						0			25.0	0	4206.0		13,555	
	10:00		700	24						0			20.0	0	4226.0		13,535	
	11:00		700	24						0			20.0	0	4246.0		13,515	
	12:00		700	24						0			20.0	0	4266.0		13,495	
	13:00		700	24						0			17.0	0	4283.0		13,478	
	14:00		700	24						0			17.0	0	4300.0		13,461	
	15:00		675	24						0			20.0	0	4320.0		13,441	
	16:00		675	24						0			20.0	0	4340.0		13,421	
	17:00		675	24						0			20.0	0	4360.0		13,401	
	18:00		675	24						0			17.0	0	4377.0		13,384	
	19:00		675	24						0			17.0	0	4394.0		13,367	
	20:00		675	24						0			20.0	0	4414.0		13,347	
	21:00		675	24						0			20.0	0	4434.0		13,327	
	22:00		650	24						0			17.0	0	4451.0		13,310	
	23:00		650	24						0			20.0	0	4471.0		13,290	
10/23/07	0:00		650	24						0			20.0	0	4491.0		13,270	
	1:00		650	24						0			20.0	0	4511.0		13,250	
	2:00		650	24						0			20.0	0	4531.0		13,230	
	3:00		650	24						0			17.0	0	4548.0		13,213	
	4:00		650	24						0			20.0	0	4568.0		13,193	
	5:00		650	24						0			20.0	0	4588.0		13,173	
	6:00		650	24						0			20.0	0	4608.0		13,153	
	7:00		625	24						0			20.0	0	4628.0		13,133	
	8:00		625	24						0			20.0	0	4648.0		13,113	
	9:00		625	24						0			20.0	0	4668.0		13,093	
	10:00		625	24						0			17.0	0	4685.0		13,076	
	11:00		625	24						0			17.0	0	4702.0		13,059	
	12:00		625	24						0			15.0	0	4717.0		13,044	
	13:00		625	24						0			17.0	0	4734.0		13,027	
	14:00		600	24						0			17.0	0	4751.0		13,010	

Flowback by
Supervisor
Operators
Location Phn#

Cardinal Flow Testing
Alan Tayrien
Troy Smith
979-218-6488

Well Name
Operator
Representative

WGV 22-23-697
Williams Production
Keith Hoffland

									Totals From Below: 103,200					0 10,956.4		6,599	
Date	Time	Wellhead Data			Separator				Gas Production		Fluid Production			Cumulative Prod		Frac Water	
MM/DD/YYYY	hh/mm	Tubing Press Psig	Casing Press Psig	Choke Size Ins.	Static Press. Psig	Diff. INS. H2O	Temp °F	Gas %	Approx. Flowrate MMCF/D	Cum. Volume MMCF	Cond. Prod. BO	Tank Gauge In H2O	Water Prod. BW	Cond. Prod. BO	Water Prod. BW	Pumped (1) BW	Yet To Recover BW
	15:00		600	24						0			15.0	0	4766.0		12,995
	16:00		600	24						0			15.0	0	4781.0		12,980
	17:00		600	24						0			15.0	0	4796.0		12,965
	18:00		600	24						0			15.0	0	4811.0		12,950
	19:00		600	24						0			17.0	0	4828.0		12,933
	20:00		600	24						0			15.0	0	4843.0		12,918
	21:00		600	24						0			15.0	0	4858.0		12,903
	22:00		600	24						0			15.0	0	4873.0		12,888
	23:00		600	24						0			15.0	0	4888.0		12,873
10/24/07	0:00		600	24						0			15.0	0	4903.0		12,858
	1:00		600	24						0			15.0	0	4918.0		12,843
	2:00		600	24						0			15.0	0	4933.0		12,828
	3:00		600	24						0			17.0	0	4950.0		12,811
	4:00		575	24						0			15.0	0	4965.0		12,796
	5:00		575	24						0			15.0	0	4980.0		12,781
	6:00		575	24						0			15.0	0	4995.0		12,766
	7:00		575	24						0			15.0	0	5010.0		12,751
	8:00		575	24						0			17.0	0	5027.0		12,734
	9:00		575	24						0			17.0	0	5044.0		12,717
	10:00		575	24						0			17.0	0	5061.0		12,700
	11:00		575	24						0			15.0	0	5076.0		12,685
	12:00		575	24						0			15.0	0	5091.0		12,670
	13:00		600	24					1184.0	1,184			15.0	0	5106.0		12,655
	14:00		600	24					1063.0	2,247			17.0	0	5123.0		12,638
	15:00		600	24					1119.0	3,366			15.0	0	5138.0		12,623
	16:00		575	24					1114.0	4,480			15.0	0	5153.0		12,608
	17:00		575	24					1111.0	5,591			12.0	0	5165.0		12,596
	18:00		550	24					1112.0	6,703			15.0	0	5180.0		12,581
	19:00		550	24					1097.0	7,800			15.0	0	5195.0		12,566
	20:00		550	24					1106.0	8,906			12.0	0	5207.0		12,554
	21:00		550	24					1089.0	9,995			15.0	0	5222.0		12,539
	22:00		550	24					1,065	11,060			17.0	0	5239.0		12,522
	23:00		550	24					1,080	12,140			12.0	0	5251.0		12,510
10/25/07	0:00		550	24					1,084	13,224			15.0	0	5266.0		12,495
	1:00		550	24					1,074	14,298			15.0	0	5281.0		12,480
	2:00		550	24					1,028	15,326			15.0	0	5296.0		12,465
	3:00		550	24					1,068	16,394			12.0	0	5308.0		12,453
	4:00		550	24					1,045	17,439			17.0	0	5325.0		12,436
	5:00		550	24					1,048	18,487			15.0	0	5340.0		12,421
	6:00		525	24					1,051	19,538			15.0	0	5355.0		12,406
	7:00		550	24					1,041	20,579			12.0	0	5367.0		12,394
	8:00		550	24					1,065	21,644			12.0	0	5379.0		12,382
	9:00		550	24					1,003	22,647			15.0	0	5394.0		12,367
	10:00		550	24					1,001	23,648			12.0	0	5406.0		12,355
	11:00		525	24					969	24,617			10.0	0	5416.0		12,345
	12:00		525	24					1,032	25,649			12.0	0	5428.0		12,333
	13:00		525	24					1,114	26,763			10.0	0	5438.0		12,323
	14:00		525	24					1,107	27,870			10.0	0	5448.0		12,313
	15:00		525	24					1,031	28,901			10.0	0	5458.0		12,303
	16:00		525	24					1,029	29,930			8.0	0	5466.0		12,295

Flowback by
Supervisor
Operators
Location Phn#

Cardinal Flow Testing
Alan Tayrien
Troy Smith
979-218-6488

Well Name
Operator
Representative

WGV 22-23-697
Williams Production
Keith Hoffland

									Totals From Below: 103,200						0 10,956.4		6,599	
Date	Time	Wellhead Data			Separator				Gas Production		Fluid Production			Cumulative Prod		Frac Water		
MM/DD/YYYY	hh/mm	Tubing Press Psig	Casing Press Psig	Choke Size Ins.	Static Press. Psig	Diff. INS. H2O	Temp °F	Gas %	Approx. Flowrate MMCF/D	Cum. Volume MMCF	Cond. Prod. BO	Tank Gauge In H2O	Water Prod. BW	Cond. Prod. BO	Water Prod. BW	Pumped (1) BW	Yet To Recover BW	
	17:00		525	24					1,006	30,936			12.0	0	5478.0		12,283	
	18:00		525	24					1,059	31,995			8.0	0	5486.0		12,275	
	19:00		550	24					1,111	33,106			10.0	0	5496.0		12,265	
	20:00		475	24					1,043	34,149			10.0	0	5506.0		12,255	
	21:00		525	24					1,014	35,163			8.0	0	5514.0		12,247	
	22:00		550	24					1,295	36,458			8.0	0	5522.0		12,239	
	23:00		450	24					941	37,399			8.0	0	5530.0		12,231	
10/26/07	0:00		550	24					998	38,397			10.0	0	5540.0		12,221	
	1:00		550	24					979	39,376			8.0	0	5548.0		12,213	
	2:00		525	24					1,197	40,573			8.0	0	5556.0		12,205	
	3:00		525	24					1,256	41,829			8.0	0	5564.0		12,197	
	4:00		475	24					897	42,726			10.0	0	5574.0		12,187	
	5:00		500	24					852	43,578			8.0	0	5582.0		12,179	
	6:00		500	24					1,003	44,581			8.0	0	5590.0		12,171	
	7:00									44,581			0.0	0	5590.0		12,171	
	8:00									44,581			0.0	0	5590.0		12,171	
	9:00									44,581			0.0	0	5590.0		12,171	
	10:00									44,581			0.0	0	5590.0		12,171	
	11:00									44,581			0.0	0	5590.0		12,171	
	12:00									44,581			0.0	0	5590.0		12,171	
	13:00									44,581			0.0	0	5590.0		12,171	
	14:00									44,581			0.0	0	5590.0		12,171	
	15:00									44,581			0.0	0	5590.0		12,171	
	16:00		500	32						44,581			0.0	0	5590.0		12,171	
	17:00		450	32						44,581			30.0	0	5620.0		12,141	
	18:00		400	32						44,581			30.0	0	5650.0		12,111	
	19:00		375	32						44,581			35.0	0	5685.0		12,076	
	20:00		400	24						44,581			30.0	0	5715.0		12,046	
	21:00		425	24						44,581			25.0	0	5740.0		12,021	
	22:00		425	24						44,581			25.0	0	5765.0		11,996	
	23:00		425	24						44,581			25.0	0	5790.0		11,971	
	0:00		425	24						44,581			20.0	0	5810.0		11,951	
	1:00		425	24						44,581			20.0	0	5830.0		11,931	
	2:00		425	24						44,581			20.0	0	5850.0		11,911	
	3:00		425	24						44,581			25.0	0	5875.0		11,886	
	4:00		450	24						44,581			20.0	0	5895.0		11,866	
	5:00		425	24						44,581			25.0	0	5920.0		11,841	
	6:00		400	24						44,581			25.0	0	5945.0		11,816	
	7:00		350	24						44,581			20.0	0	5965.0		11,796	
	8:00		375	24					709	45,290			15.0	0	5980.0		11,781	
	9:00		425	24					903	46,193			10.0	0	5990.0		11,771	
	10:00		400	24					833	47,026			10.0	0	6000.0		11,761	
	11:00		400	24					846	47,872			13.0	0	6013.0		11,748	
	12:00		400	24					819	48,691			13.0	0	6026.0		11,735	
	13:00		400	24					793	49,484			10.0	0	6036.0		11,725	
	14:00		400	24					806	50,290			13.0	0	6049.0		11,712	
	15:00		400	24					816	51,106			15.0	0	6064.0		11,697	
	16:00		400	24					851	51,957			10.0	0	6074.0		11,687	
	17:00		400	24					783	52,740			13.0	0	6087.0		11,674	
	18:00		400	24					844	53,584			10.0	0	6097.0		11,664	

Flowback by
Supervisor
Operators
Location Phn#

Cardinal Flow Testing
Alan Tayrien
Troy Smith
979-218-6488

Well Name
Operator
Representative

WGV 22-23-697
Williams Production
Keith Hoffland

									Totals From Below: 103,200						0 10,956.4		6,599	
Date	Time	Wellhead Data			Separator				Gas Production		Fluid Production			Cumulative Prod		Frac Water		
MM/DD/YYYY	hh/mm	Tubing Press Psig	Casing Press Psig	Choke Size Ins.	Static Press. Psig	Diff. INS. H2O	Temp °F	Gas %	Approx. Flowrate MMCF/D	Cum. Volume MMCF	Cond. Prod. BO	Tank Gauge In H2O	Water Prod. BW	Cond. Prod. BO	Water Prod. BW	Pumped (1) BW	Yet To Recover BW	
	19:00		400	24					937	54,521			8.0	0	6105.0		11,656	
	20:00		400	24					803	55,324			10.0	0	6115.0		11,646	
	21:00		400	24					790	56,114			13.0	0	6128.0		11,633	
	22:00		400	24					784	56,898			10.0	0	6138.0		11,623	
	23:00		400	24					793	57,691			10.0	0	6148.0		11,613	
10/28/07	0:00		400	24					765	58,456			13.0	0	6161.0		11,600	
	1:00		400	24					743	59,199			10.0	0	6171.0		11,590	
	2:00		400	24					759	59,958			10.0	0	6181.0		11,580	
	3:00		400	24					741	60,699			13.0	0	6194.0		11,567	
	4:00		400	24					765	61,464			10.0	0	6204.0		11,557	
	5:00		400	24					757	62,221			8.0	0	6212.0		11,549	
	6:00		400	24					740	62,961			10.0	0	6222.0		11,539	
	7:00		400	24					757	63,718			10.0	0	6232.0		11,529	
	8:00		400	24					741	64,459			10.0	0	6242.0		11,519	
	9:00		400	24					765	65,224			7.0	0	6249.0		11,512	
	10:00		400	24					763	65,987			7.0	0	6256.0		11,505	
	11:00		400	24					723	66,710			10.0	0	6266.0		11,495	
	12:00		400	24					719	67,429			8.0	0	6274.0		11,487	
	13:00		400	24					742	68,171			8.0	0	6282.0		11,479	
	14:00		400	24					733	68,904			10.0	0	6292.0		11,469	
	15:00		400	24					728	69,632			8.0	0	6300.0		11,461	
	16:00		400	24					761	70,393			8.0	0	6308.0		11,453	
	17:00		400	24					715	71,108			7.0	0	6315.0		11,446	
	18:00		400	24					697	71,805			10.0	0	6325.0		11,436	
	19:00		400	24					718	72,523			7.0	0	6332.0		11,429	
	20:00		400	24					699	73,222			7.0	0	6339.0		11,422	
	21:00		400	24					681	73,903			10.0	0	6349.0		11,412	
	22:00		400	24					730	74,633			8.0	0	6357.0		11,404	
	23:00		400	24					727	75,360			8.0	0	6365.0		11,396	
10/29/07	0:00		400	24					710	76,070			10.0	0	6375.0		11,386	
	1:00		400	24					731	76,801			10.0	0	6385.0		11,376	
	2:00		400	24					692	77,493			8.0	0	6393.0		11,368	
	3:00		400	24					720	78,213			8.0	0	6401.0		11,360	
	4:00		400	24					711	78,924			8.0	0	6409.0		11,352	
	5:00		400	24					698	79,622			7.0	0	6416.0		11,345	
	6:00		400	24					702	80,324			8.0	0	6424.0		11,337	
	7:00		400	24					663	80,987			10.0	0	6434.0		11,327	
	8:00									80,987			0.0	0	6434.0		11,327	
	9:00									80,987			0.0	0	6434.0		11,327	
	10:00									80,987			0.0	0	6434.0		11,327	
	11:00									80,987			0.0	0	6434.0		11,327	
	12:00									80,987			0.0	0	6434.0		11,327	
	13:00									80,987			0.0	0	6434.0		11,327	
	14:00									80,987			0.0	0	6434.0		11,327	
	15:00									80,987			0.0	0	6434.0		11,327	
	16:00									80,987			0.0	0	6434.0		11,327	
	17:00		700	32						80,987			60.0	0	6494.0		11,267	
	18:00		650	32						80,987			60.0	0	6554.0		11,207	
	19:00		750	32						80,987			70.0	0	6624.0		11,137	
	20:00		775	24						80,987			55.0	0	6679.0		11,082	

Flowback by
Supervisor
Operators
Location Phn#

Cardinal Flow Testing
Alan Tayrien
Troy Smith
979-218-6488

Well Name
Operator
Representative

WGV 22-23-697
Williams Production
Keith Hoffland

					Totals From Below: 103,200								0 10,956.4		6,599		
Date	Time	Wellhead Data			Separator			Gas Production		Fluid Production			Cumulative Prod		Frac Water		
MM/DD/YYYY	hh/mm	Tubing Press Psig	Casing Press Psig	Choke Size Ins.	Static Press. Psig	Diff. INS. H2O	Temp °F	Gas %	Approx. Flowrate MMCF/D	Cum. Volume MMCF	Cond. Prod. BO	Tank Gauge In H2O	Water Prod. BW	Cond. Prod. BO	Water Prod. BW	Pumped (1) BW	Yet To Recover BW
	21:00		775	24						80,987			60.0	0	6739.0		11,022
	22:00		800	24						80,987			50.0	0	6789.0		10,972
	23:00		800	24					628	81,615			45.0	0	6834.0		10,927
10/30/07	0:00		800	24					619	82,234			40.0	0	6874.0		10,887
	1:00		825	24					751	82,985			47.0	0	6921.0		10,840
	2:00		825	24					795	83,780			43.0	0	6964.0		10,797
	3:00		850	24					813	84,593			40.0	0	7004.0		10,757
	4:00		900	24					900	85,493			47.0	0	7051.0		10,710
	5:00		900	24					1,015	86,508			50.0	0	7101.0		10,660
	6:00		900	24					994	87,502			45.0	0	7146.0		10,615
	7:00									87,502			0.0	0	7146.0		10,615
	8:00									87,502			0.0	0	7146.0		10,615
	9:00									87,502			0.0	0	7146.0		10,615
	10:00									87,502			0.0	0	7146.0		10,615
	11:00									87,502			0.0	0	7146.0		10,615
	12:00									87,502			0.0	0	7146.0		10,615
	13:00		900	32						87,502			0.0	0	7146.0		10,615
	14:00		900	32						87,502		70.0	316.4	0	7462.4		10,299
	15:00		950	32						87,502		75.0	339.0	0	7801.4		9,960
	16:00		950	32						87,502		75.0	339.0	0	8140.4		9,621
	17:00		950	24						87,502		60.0	271.2	0	8411.6		9,349
	18:00		950	24					737	88,239		50.0	226.0	0	8637.6		9,123
	19:00		950	24					896	89,135		50.0	226.0	0	8863.6		8,897
	20:00		950	24					851	89,986		50.0	226.0	0	9089.6		8,671
	21:00		1,000	24					1,013	90,999		45.0	203.4	0	9293.0		8,468
	22:00		1,000	24					1,211	92,210		40.0	180.8	0	9473.8		8,287
	23:00		1,000	24					1,340	93,550		45.0	203.4	0	9677.2		8,084
10/31/07	0:00		1,000	24					1,365	94,915		40.0	180.8	0	9858.0		7,903
	1:00		1,000	24					1,322	96,237		40.0	180.8	0	10038.8		7,722
	2:00		1,000	24					1,332	97,569		40.0	180.8	0	10219.6		7,541
	3:00		1,000	24					1,408	98,977		38.0	171.8	0	10391.4		7,370
	4:00		1,000	24					1,379	100,356		45.0	203.4	0	10594.8		7,166
	5:00		1,000	24					1,412	101,768		40.0	180.8	0	10775.6		6,985
	6:00		1,000	24					1,432	103,200		40.0	180.8	0	10956.4		6,805
	7:00									103,200			0.0	0	10956.4		6,805
	8:00									103,200			0.0	0	10956.4		6,805
	9:00									103,200			0.0	0	10956.4		6,805
	10:00									103,200			0.0	0	10956.4		6,805
	11:00									103,200			0.0	0	10956.4		6,805
	12:00									103,200			0.0	0	10956.4		6,805
	13:00									103,200			0.0	0	10956.4		6,805
	14:00									103,200			0.0	0	10956.4		6,805
	15:00									103,200			0.0	0	10956.4		6,805
	16:00									103,200			0.0	0	10956.4		6,805
	17:00									103,200			0.0	0	10956.4		6,805
	18:00									103,200			0.0	0	10956.4		6,805
	19:00									103,200			0.0	0	10956.4		6,805
	20:00									103,200			0.0	0	10956.4		6,805
	21:00									103,200			0.0	0	10956.4		6,805
	22:00									103,200			0.0	0	10956.4		6,805

Flowback by
Supervisor
Operators
Location Phn#

Cardinal Flow Testing
Alan Tayrien
Troy Smith
979-218-6488

Well Name
Operator
Representative

WGV 22-23-697
Williams Production
Keith Hoffland

									Totals From Below: 103,200					0 10,956.4		6,599	
Date	Time	Wellhead Data			Separator			Gas Production		Fluid Production			Cumulative Prod		Frac Water		
MM/DD/YYYY	hh/mm	Tubing Press Psig	Casing Press Psig	Choke Size Ins.	Static Press. Psig	Diff. INS. H2O	Temp °F	Gas %	Approx. Flowrate MMCF/D	Cum. Volume MMCF	Cond. Prod. BO	Tank Gauge In H2O	Water Prod. BW	Cond. Prod. BO	Water Prod. BW	Pumped (1) BW	Yet To Recover BW
	23:00									103,200			0.0	0	10956.4		6,805
	0:00									103,200			0.0	0	10956.4		6,805
	1:00									103,200			0.0	0	10956.4		6,805
	2:00									103,200			0.0	0	10956.4		6,805
	3:00									103,200			0.0	0	10956.4		6,805
	4:00									103,200			0.0	0	10956.4		6,805
	5:00									103,200			0.0	0	10956.4		6,805
	6:00									103,200			0.0	0	10956.4		6,805
	7:00									103,200			0.0	0	10956.4		6,805
	8:00									103,200			0.0	0	10956.4		6,805
	9:00									103,200			0.0	0	10956.4		6,805
	10:00									103,200			0.0	0	10956.4		6,805
	11:00									103,200			0.0	0	10956.4		6,805
	12:00									103,200			0.0	0	10956.4		6,805
	13:00									103,200			0.0	0	10956.4		6,805
	14:00									103,200			0.0	0	10956.4		6,805
	15:00									103,200			0.0	0	10956.4		6,805
	16:00									103,200			0.0	0	10956.4		6,805
	17:00									103,200			0.0	0	10956.4		6,805
	18:00									103,200			0.0	0	10956.4		6,805
	19:00									103,200			0.0	0	10956.4		6,805
	20:00									103,200			0.0	0	10956.4		6,805
	21:00									103,200			0.0	0	10956.4		6,805
	22:00									103,200			0.0	0	10956.4		6,805
	23:00									103,200			0.0	0	10956.4		6,805
	0:00									103,200			0.0	0	10956.4		6,805
	1:00									103,200			0.0	0	10956.4		6,805
	2:00									103,200			0.0	0	10956.4		6,805
	3:00									103,200			0.0	0	10956.4		6,805
	4:00									103,200			0.0	0	10956.4		6,805
	5:00									103,200			0.0	0	10956.4		6,805
	6:00									103,200			0.0	0	10956.4		6,805
	7:00									103,200			0.0	0	10956.4		6,805
	8:00									103,200			0.0	0	10956.4		6,805
	9:00									103,200			0.0	0	10956.4		6,805
	10:00									103,200			0.0	0	10956.4		6,805
	11:00									103,200			0.0	0	10956.4		6,805
	12:00									103,200			0.0	0	10956.4		6,805
	13:00									103,200			0.0	0	10956.4		6,805
	14:00									103,200			0.0	0	10956.4		6,805
	15:00									103,200			0.0	0	10956.4		6,805
	16:00									103,200			0.0	0	10956.4		6,805
	17:00									103,200			0.0	0	10956.4		6,805
	18:00									103,200			0.0	0	10956.4		6,805
	19:00									103,200			0.0	0	10956.4		6,805
	20:00									103,200			0.0	0	10956.4		6,805
	21:00									103,200			0.0	0	10956.4		6,805
	22:00									103,200			0.0	0	10956.4		6,805
	23:00									103,200			0.0	0	10956.4		6,805
	0:00									103,200			0.0	0	10956.4		6,805

Flowback by
Supervisor
Operators
Location Phn#

Cardinal Flow Testing
Alan Tayrien
Troy Smith
979-218-6488

Well Name
Operator
Representative

WGV 22-23-697
Williams Production
Keith Hoffland

									Totals From Below: 103,200					0 10,956.4		6,599	
Date	Time	Wellhead Data			Separator				Gas Production		Fluid Production			Cumulative Prod		Frac Water	
MM/DD/YYYY	hh/mm	Tubing Press Psig	Casing Press Psig	Choke Size Ins.	Static Press. Psig	Diff. INS. H2O	Temp °F	Gas %	Approx. Flowrate MMCF/D	Cum. Volume MMCF	Cond. Prod. BO	Tank Gauge In H2O	Water Prod. BW	Cond. Prod. BO	Water Prod. BW	Pumped (1) BW	Yet To Recover BW
	1:00									103,200			0.0	0	10956.4		6,805
	2:00									103,200			0.0	0	10956.4		6,805
	3:00									103,200			0.0	0	10956.4		6,805
	4:00									103,200			0.0	0	10956.4		6,805
	5:00									103,200			0.0	0	10956.4		6,805
	6:00									103,200			0.0	0	10956.4		6,805
	7:00									103,200			0.0	0	10956.4		6,805
	8:00									103,200			0.0	0	10956.4		6,805
	9:00									103,200			0.0	0	10956.4		6,805
	10:00									103,200			0.0	0	10956.4		6,805
	11:00									103,200			0.0	0	10956.4		6,805
	12:00									103,200			0.0	0	10956.4		6,805
	13:00									103,200			0.0	0	10956.4		6,805
	14:00									103,200			0.0	0	10956.4		6,805
	15:00									103,200			0.0	0	10956.4		6,805
	16:00									103,200			0.0	0	10956.4		6,805
	17:00									103,200			0.0	0	10956.4		6,805
	18:00									103,200			0.0	0	10956.4		6,805
	19:00									103,200			0.0	0	10956.4		6,805
	20:00									103,200			0.0	0	10956.4		6,805
	21:00									103,200			0.0	0	10956.4		6,805
	22:00									103,200			0.0	0	10956.4		6,805
	23:00									103,200			0.0	0	10956.4		6,805
	0:00									103,200			0.0	0	10956.4		6,805
	1:00									103,200			0.0	0	10956.4		6,805
	2:00									103,200			0.0	0	10956.4		6,805
	3:00									103,200			0.0	0	10956.4		6,805
	4:00									103,200			0.0	0	10956.4		6,805
	5:00									103,200			0.0	0	10956.4		6,805
	6:00									103,200			0.0	0	10956.4		6,805
	7:00									103,200			0.0	0	10956.4		6,805
	8:00									103,200			0.0	0	10956.4		6,805
	9:00									103,200			0.0	0	10956.4		6,805
	10:00									103,200			0.0	0	10956.4		6,805
	11:00									103,200			0.0	0	10956.4		6,805
	12:00									103,200			0.0	0	10956.4		6,805
	13:00									103,200			0.0	0	10956.4		6,805
	14:00									103,200			0.0	0	10956.4		6,805
	15:00									103,200			0.0	0	10956.4		6,805
	16:00									103,200			0.0	0	10956.4		6,805
	17:00									103,200			0.0	0	10956.4		6,805
	18:00									103,200			0.0	0	10956.4		6,805
	19:00									103,200			0.0	0	10956.4		6,805
	20:00									103,200			0.0	0	10956.4		6,805
	21:00									103,200			0.0	0	10956.4		6,805
	22:00									103,200			0.0	0	10956.4		6,805
	23:00									103,200			0.0	0	10956.4		6,805

Flowback by
Supervisor
Operators
Location Phn#

Cardinal Flow Testing
Alan Tayrien
Troy Smith
979-218-6488

Well Name
Operator
Representative

WGV 22-23-697
Williams Production
Keith Hoffland

									Totals From Below: 123,966					0 11,535.4		6,599	
Date	Time	Wellhead Data			Separator				Gas Production		Fluid Production			Cumulative Prod		Frac Water	
MM/DD/YYYY	hh/mm	Tubing Press Psig	Casing Press Psig	Choke Size Ins.	Static Press. Psig	Diff. INS. H2O	Temp °F	Gas %	Approx. Flowrate MMCF/D	Cum. Volume MMCF	Cond. Prod. BO	Tank Gauge In H2O	Water Prod. BW	Cond. Prod. BO	Water Prod. BW	Pumped (1) BW	Yet To Recover BW
10/15/07	7:00									0			0.0	0	0.0		0
	8:00									0			0.0	0	0.0		0
	9:00									0			0.0	0	0.0		0
	10:00									0			0.0	0	0.0		0
	11:00									0			0.0	0	0.0		0
	12:00									0			0.0	0	0.0		0
	13:00									0			0.0	0	0.0		0
	14:00									0			0.0	0	0.0		0
	15:00									0			0.0	0	0.0		0
	16:00									0			0.0	0	0.0	6,486	6,486
	17:00		250	48						0			75.0	0	75.0		6,411
	18:00		225	48						0			150.0	0	225.0		6,261
	19:00		175	48						0			100.0	0	325.0		6,161
	20:00		150	48						0			80.0	0	405.0		6,081
	21:00		150	48						0			80.0	0	485.0		6,001
	22:00		125	48						0			70.0	0	555.0		5,931
	23:00		100	48						0			60.0	0	615.0		5,871
10/16/07	0:00		100	48						0			60.0	0	675.0		5,811
	1:00		100	48						0			60.0	0	735.0		5,751
	2:00		75	48						0			50.0	0	785.0		5,701
	3:00		75	48						0			50.0	0	835.0		5,651
	4:00		50	48						0			50.0	0	885.0		5,601
	5:00		50	48						0			40.0	0	925.0		5,561
	6:00		50	48						0			40.0	0	965.0		5,521
	7:00									0			0.0	0	965.0		5,521
	8:00									0			0.0	0	965.0		5,521
	9:35									0			0.0	0	965.0		5,521
	10:00									0			0.0	0	965.0		5,521
	11:00									0			0.0	0	965.0		5,521
	12:00									0			0.0	0	965.0		5,521
	13:00									0			0.0	0	965.0		5,521
	14:00									0			0.0	0	965.0	6,599	12,120
	15:00		150	48						0			0.0	0	965.0		12,120
	16:00		50	48						0			50.0	0	1015.0		12,070
	17:00		25	48						0			30.0	0	1045.0		12,040
	18:00		0	48						0			0.0	0	1045.0		12,040
	19:00		0	48						0			0.0	0	1045.0		12,040
	20:00		0	48						0			0.0	0	1045.0		12,040
	21:35		0	48						0			0.0	0	1045.0		12,040
	22:00		0	48						0			0.0	0	1045.0		12,040
	23:00		0	48						0			0.0	0	1045.0		12,040
10/17/07	0:00		0	48						0			0.0	0	1045.0		12,040
	1:00		0	48						0			0.0	0	1045.0		12,040
	2:00		0	48						0			0.0	0	1045.0		12,040
	3:00		0	48						0			0.0	0	1045.0		12,040
	4:00		0	48						0			0.0	0	1045.0		12,040
	5:00		0	48						0			0.0	0	1045.0		12,040
	6:00		0	48						0			0.0	0	1045.0		12,040
	7:00									0			0.0	0	1045.0		12,040
	8:00									0			0.0	0	1045.0		12,040

Flowback by
Supervisor
Operators
Location Phn#

Cardinal Flow Testing
Alan Tayrien
Troy Smith
979-218-6488

Well Name
Operator
Representative

WGV 22-23-697
Williams Production
Keith Hoffland

									Totals From Below: 123,966						0 11,535.4		6,599	
Date	Time	Wellhead Data			Separator				Gas Production		Fluid Production			Cumulative Prod		Frac Water		
MM/DD/YYYY	hh/mm	Tubing Press Psig	Casing Press Psig	Choke Size Ins.	Static Press. Psig	Diff. INS. H2O	Temp °F	Gas %	Approx. Flowrate MMCF/D	Cum. Volume MMCF	Cond. Prod. BO	Tank Gauge In H2O	Water Prod. BW	Cond. Prod. BO	Water Prod. BW	Pumped (1) BW	Yet To Recover BW	
	9:00									0			0.0	0	1045.0		12,040	
	10:00									0			0.0	0	1045.0		12,040	
	11:00									0			0.0	0	1045.0		12,040	
	12:00									0			0.0	0	1045.0		12,040	
	13:00									0			0.0	0	1045.0		12,040	
	14:00									0			0.0	0	1045.0		12,040	
	15:00									0			0.0	0	1045.0		12,040	
	16:00									0			0.0	0	1045.0		12,040	
	17:00									0			0.0	0	1045.0	4,676	16,716	
	18:00		300	32						0			0.0	0	1045.0		16,716	
	19:00		300	32						0			20.0	0	1065.0		16,696	
	20:00		400	32						0			50.0	0	1115.0		16,646	
	21:00		300	32						0			30.0	0	1145.0		16,616	
	22:00		400	32						0			40.0	0	1185.0		16,576	
	23:00		550	24						0			40.0	0	1225.0		16,536	
10/18/07	0:00		650	24						0			60.0	0	1285.0		16,476	
	1:00		650	24						0			60.0	0	1345.0		16,416	
	2:00		625	24						0			60.0	0	1405.0		16,356	
	3:00		600	24						0			60.0	0	1465.0		16,296	
	4:00		600	24						0			60.0	0	1525.0		16,236	
	5:00		600	24						0			50.0	0	1575.0		16,186	
	6:00		600	24						0			60.0	0	1635.0		16,126	
	7:00		500	24						0			40.0	0	1675.0		16,086	
	8:00		450	24						0			40.0	0	1715.0		16,046	
	9:00		400	32						0			40.0	0	1755.0		16,006	
	10:00		375	32						0			34.0	0	1789.0		15,972	
	11:00		400	32						0			34.0	0	1823.0		15,938	
	12:00		400	32						0			30.0	0	1853.0		15,908	
	13:00		400	32						0			30.0	0	1883.0		15,878	
	14:00		375	32						0			34.0	0	1917.0		15,844	
	15:00		350	32						0			40.0	0	1957.0		15,804	
	16:00		350	32						0			30.0	0	1987.0		15,774	
	17:00		350	32						0			30.0	0	2017.0		15,744	
	18:00		350	32						0			30.0	0	2047.0		15,714	
	19:00		300	32						0			34.0	0	2081.0		15,680	
	20:00		300	32						0			25.0	0	2106.0		15,655	
	21:00		300	32						0			30.0	0	2136.0		15,625	
	22:00		300	32						0			30.0	0	2166.0		15,595	
	23:00		325	32						0			30.0	0	2196.0		15,565	
10/19/07	0:00		325	32						0			25.0	0	2221.0		15,540	
	1:00		350	32						0			25.0	0	2246.0		15,515	
	2:00		325	32						0			30.0	0	2276.0		15,485	
	3:00		300	32						0			30.0	0	2306.0		15,455	
	4:00		300	32						0			20.0	0	2326.0		15,435	
	5:00		300	32						0			30.0	0	2356.0		15,405	
	6:00		325	32						0			30.0	0	2386.0		15,375	
	7:00		300	32						0			30.0	0	2416.0		15,345	
	8:00		300	32						0			30.0	0	2446.0		15,315	
	9:00		300	32						0			30.0	0	2476.0		15,285	
	10:00		275	32						0			30.0	0	2506.0		15,255	

Flowback by
Supervisor
Operators
Location Phn#

Cardinal Flow Testing
Alan Tayrien
Troy Smith
979-218-6488

Well Name
Operator
Representative

WGV 22-23-697
Williams Production
Keith Hoffland

									Totals From Below: 123,966						0 11,535.4		6,599	
Date	Time	Wellhead Data			Separator				Gas Production		Fluid Production			Cumulative Prod		Frac Water		
MM/DD/YYYY	hh/mm	Tubing Press Psig	Casing Press Psig	Choke Size Ins.	Static Press. Psig	Diff. INS. H2O	Temp °F	Gas %	Approx. Flowrate MMCF/D	Cum. Volume MMCF	Cond. Prod. BO	Tank Gauge In H2O	Water Prod. BW	Cond. Prod. BO	Water Prod. BW	Pumped (1) BW	Yet To Recover BW	
	11:00		325	48						0			40.0	0	2546.0		15,215	
	12:00		375	48						0			50.0	0	2596.0		15,165	
	13:00		450	48						0			40.0	0	2636.0		15,125	
	14:00		550	48						0			40.0	0	2676.0		15,085	
	15:00		575	48						0			30.0	0	2706.0		15,055	
	16:00		550	24						0			30.0	0	2736.0		15,025	
	17:00		550	24						0			30.0	0	2766.0		14,995	
	18:00		500	24						0			25.0	0	2791.0		14,970	
	19:00		450	24						0			25.0	0	2816.0		14,945	
	20:00		425	24						0			30.0	0	2846.0		14,915	
	21:00		400	24						0			30.0	0	2876.0		14,885	
	22:00		400	32						0			30.0	0	2906.0		14,855	
	23:00		375	32						0			30.0	0	2936.0		14,825	
10/20/07	0:00		375	32						0			30.0	0	2966.0		14,795	
	1:00		400	32						0			30.0	0	2996.0		14,765	
	2:00		425	32						0			30.0	0	3026.0		14,735	
	3:00		450	32						0			30.0	0	3056.0		14,705	
	4:00		475	32						0			30.0	0	3086.0		14,675	
	5:00		525	32						0			30.0	0	3116.0		14,645	
	6:00		525	24						0			30.0	0	3146.0		14,615	
	7:00		600	24						0			20.0	0	3166.0		14,595	
	8:00		600	24						0			20.0	0	3186.0		14,575	
	9:00		600	24						0			20.0	0	3206.0		14,555	
	10:00		600	24						0			20.0	0	3226.0		14,535	
	11:00		600	24						0			20.0	0	3246.0		14,515	
	12:00		600	24						0			20.0	0	3266.0		14,495	
	13:00		550	24						0			30.0	0	3296.0		14,465	
	14:00		600	24						0			20.0	0	3316.0		14,445	
	15:00		600	24						0			30.0	0	3346.0		14,415	
	16:00		600	24						0			20.0	0	3366.0		14,395	
	17:00		600	24						0			20.0	0	3386.0		14,375	
	18:00		625	24						0			20.0	0	3406.0		14,355	
	19:00		625	24						0			20.0	0	3426.0		14,335	
	20:00		625	24						0			20.0	0	3446.0		14,315	
	21:00		650	24						0			20.0	0	3466.0		14,295	
	22:00		650	24						0			20.0	0	3486.0		14,275	
	23:00		650	24						0			20.0	0	3506.0		14,255	
10/21/07	0:00		650	24						0			20.0	0	3526.0		14,235	
	1:00		675	24						0			20.0	0	3546.0		14,215	
	2:00		675	24						0			20.0	0	3566.0		14,195	
	3:00		675	24						0			20.0	0	3586.0		14,175	
	4:00		675	24						0			20.0	0	3606.0		14,155	
	5:00		675	24						0			20.0	0	3626.0		14,135	
	6:00		675	24						0			20.0	0	3646.0		14,115	
	7:00		675	24						0			20.0	0	3666.0		14,095	
	8:00		675	24						0			20.0	0	3686.0		14,075	
	9:00		675	24						0			20.0	0	3706.0		14,055	
	10:00		675	24						0			20.0	0	3726.0		14,035	
	11:00		675	24						0			20.0	0	3746.0		14,015	
	12:00		700	24						0			20.0	0	3766.0		13,995	

Flowback by
Supervisor
Operators
Location Phn#

Cardinal Flow Testing
Alan Tayrien
Troy Smith
979-218-6488

Well Name
Operator
Representative

WGV 22-23-697
Williams Production
Keith Hoffland

									Totals From Below: 123,966						0 11,535.4		6,599	
Date	Time	Wellhead Data			Separator				Gas Production		Fluid Production			Cumulative Prod		Frac Water		
MM/DD/YYYY	hh/mm	Tubing Press Psig	Casing Press Psig	Choke Size Ins.	Static Press. Psig	Diff. INS. H2O	Temp °F	Gas %	Approx. Flowrate MMCF/D	Cum. Volume MMCF	Cond. Prod. BO	Tank Gauge In H2O	Water Prod. BW	Cond. Prod. BO	Water Prod. BW	Pumped (1) BW	Yet To Recover BW	
	13:00		700	24						0			20.0	0	3786.0		13,975	
	14:00		700	24						0			20.0	0	3806.0		13,955	
	15:00		700	24						0			25.0	0	3831.0		13,930	
	16:00		700	24						0			20.0	0	3851.0		13,910	
	17:00		700	24						0			20.0	0	3871.0		13,890	
	18:00		700	24						0			20.0	0	3891.0		13,870	
	19:00		700	24						0			25.0	0	3916.0		13,845	
	20:00		700	24						0			20.0	0	3936.0		13,825	
	21:00		700	24						0			20.0	0	3956.0		13,805	
	22:00		700	24						0			20.0	0	3976.0		13,785	
	23:00		700	24						0			20.0	0	3996.0		13,765	
10/22/07	0:00		700	24						0			20.0	0	4016.0		13,745	
	1:00		700	24						0			20.0	0	4036.0		13,725	
	2:00		700	24						0			20.0	0	4056.0		13,705	
	3:00		700	24						0			25.0	0	4081.0		13,680	
	4:00		700	24						0			20.0	0	4101.0		13,660	
	5:00		700	24						0			20.0	0	4121.0		13,640	
	6:00		700	24						0			20.0	0	4141.0		13,620	
	7:00		700	24						0			20.0	0	4161.0		13,600	
	8:00		700	24						0			20.0	0	4181.0		13,580	
	9:00		700	24						0			25.0	0	4206.0		13,555	
	10:00		700	24						0			20.0	0	4226.0		13,535	
	11:00		700	24						0			20.0	0	4246.0		13,515	
	12:00		700	24						0			20.0	0	4266.0		13,495	
	13:00		700	24						0			17.0	0	4283.0		13,478	
	14:00		700	24						0			17.0	0	4300.0		13,461	
	15:00		675	24						0			20.0	0	4320.0		13,441	
	16:00		675	24						0			20.0	0	4340.0		13,421	
	17:00		675	24						0			20.0	0	4360.0		13,401	
	18:00		675	24						0			17.0	0	4377.0		13,384	
	19:00		675	24						0			17.0	0	4394.0		13,367	
	20:00		675	24						0			20.0	0	4414.0		13,347	
	21:00		675	24						0			20.0	0	4434.0		13,327	
	22:00		650	24						0			17.0	0	4451.0		13,310	
	23:00		650	24						0			20.0	0	4471.0		13,290	
10/23/07	0:00		650	24						0			20.0	0	4491.0		13,270	
	1:00		650	24						0			20.0	0	4511.0		13,250	
	2:00		650	24						0			20.0	0	4531.0		13,230	
	3:00		650	24						0			17.0	0	4548.0		13,213	
	4:00		650	24						0			20.0	0	4568.0		13,193	
	5:00		650	24						0			20.0	0	4588.0		13,173	
	6:00		650	24						0			20.0	0	4608.0		13,153	
	7:00		625	24						0			20.0	0	4628.0		13,133	
	8:00		625	24						0			20.0	0	4648.0		13,113	
	9:00		625	24						0			20.0	0	4668.0		13,093	
	10:00		625	24						0			17.0	0	4685.0		13,076	
	11:00		625	24						0			17.0	0	4702.0		13,059	
	12:00		625	24						0			15.0	0	4717.0		13,044	
	13:00		625	24						0			17.0	0	4734.0		13,027	
	14:00		600	24						0			17.0	0	4751.0		13,010	

Flowback by
Supervisor
Operators
Location Phn#

Cardinal Flow Testing
Alan Tayrien
Troy Smith
979-218-6488

Well Name
Operator
Representative

WGV 22-23-697
Williams Production
Keith Hoffland

					Totals From Below: 123,966								0 11,535.4		6,599		
Date	Time	Wellhead Data			Separator				Gas Production		Fluid Production			Cumulative Prod		Frac Water	
MM/DD/YYYY	hh/mm	Tubing Press Psig	Casing Press Psig	Choke Size Ins.	Static Press. Psig	Diff. INS. H2O	Temp °F	Gas %	Approx. Flowrate MMCF/D	Cum. Volume MMCF	Cond. Prod. BO	Tank Gauge In H2O	Water Prod. BW	Cond. Prod. BO	Water Prod. BW	Pumped (1) BW	Yet To Recover BW
	15:00		600	24						0			15.0	0	4766.0		12,995
	16:00		600	24						0			15.0	0	4781.0		12,980
	17:00		600	24						0			15.0	0	4796.0		12,965
	18:00		600	24						0			15.0	0	4811.0		12,950
	19:00		600	24						0			17.0	0	4828.0		12,933
	20:00		600	24						0			15.0	0	4843.0		12,918
	21:00		600	24						0			15.0	0	4858.0		12,903
	22:00		600	24						0			15.0	0	4873.0		12,888
	23:00		600	24						0			15.0	0	4888.0		12,873
10/24/07	0:00		600	24						0			15.0	0	4903.0		12,858
	1:00		600	24						0			15.0	0	4918.0		12,843
	2:00		600	24						0			15.0	0	4933.0		12,828
	3:00		600	24						0			17.0	0	4950.0		12,811
	4:00		575	24						0			15.0	0	4965.0		12,796
	5:00		575	24						0			15.0	0	4980.0		12,781
	6:00		575	24						0			15.0	0	4995.0		12,766
	7:00		575	24						0			15.0	0	5010.0		12,751
	8:00		575	24						0			17.0	0	5027.0		12,734
	9:00		575	24						0			17.0	0	5044.0		12,717
	10:00		575	24						0			17.0	0	5061.0		12,700
	11:00		575	24						0			15.0	0	5076.0		12,685
	12:00		575	24						0			15.0	0	5091.0		12,670
	13:00		600	24					1184.0	1,184			15.0	0	5106.0		12,655
	14:00		600	24					1063.0	2,247			17.0	0	5123.0		12,638
	15:00		600	24					1119.0	3,366			15.0	0	5138.0		12,623
	16:00		575	24					1114.0	4,480			15.0	0	5153.0		12,608
	17:00		575	24					1111.0	5,591			12.0	0	5165.0		12,596
	18:00		550	24					1112.0	6,703			15.0	0	5180.0		12,581
	19:00		550	24					1097.0	7,800			15.0	0	5195.0		12,566
	20:00		550	24					1106.0	8,906			12.0	0	5207.0		12,554
	21:00		550	24					1089.0	9,995			15.0	0	5222.0		12,539
	22:00		550	24					1,065	11,060			17.0	0	5239.0		12,522
	23:00		550	24					1,080	12,140			12.0	0	5251.0		12,510
10/25/07	0:00		550	24					1,084	13,224			15.0	0	5266.0		12,495
	1:00		550	24					1,074	14,298			15.0	0	5281.0		12,480
	2:00		550	24					1,028	15,326			15.0	0	5296.0		12,465
	3:00		550	24					1,068	16,394			12.0	0	5308.0		12,453
	4:00		550	24					1,045	17,439			17.0	0	5325.0		12,436
	5:00		550	24					1,048	18,487			15.0	0	5340.0		12,421
	6:00		525	24					1,051	19,538			15.0	0	5355.0		12,406
	7:00		550	24					1,041	20,579			12.0	0	5367.0		12,394
	8:00		550	24					1,065	21,644			12.0	0	5379.0		12,382
	9:00		550	24					1,003	22,647			15.0	0	5394.0		12,367
	10:00		550	24					1,001	23,648			12.0	0	5406.0		12,355
	11:00		525	24					969	24,617			10.0	0	5416.0		12,345
	12:00		525	24					1,032	25,649			12.0	0	5428.0		12,333
	13:00		525	24					1,114	26,763			10.0	0	5438.0		12,323
	14:00		525	24					1,107	27,870			10.0	0	5448.0		12,313
	15:00		525	24					1,031	28,901			10.0	0	5458.0		12,303
	16:00		525	24					1,029	29,930			8.0	0	5466.0		12,295

Flowback by
Supervisor
Operators
Location Phn#

Cardinal Flow Testing
Alan Tayrien
Troy Smith
979-218-6488

Well Name
Operator
Representative

WGV 22-23-697
Williams Production
Keith Hoffland

									Totals From Below: 123,966						0 11,535.4		6,599	
Date	Time	Wellhead Data			Separator				Gas Production		Fluid Production			Cumulative Prod		Frac Water		
MM/DD/YYYY	hh/mm	Tubing Press Psig	Casing Press Psig	Choke Size Ins.	Static Press. Psig	Diff. INS. H2O	Temp °F	Gas %	Approx. Flowrate MMCF/D	Cum. Volume MMCF	Cond. Prod. BO	Tank Gauge In H2O	Water Prod. BW	Cond. Prod. BO	Water Prod. BW	Pumped (1) BW	Yet To Recover BW	
	17:00		525	24					1,006	30,936			12.0	0	5478.0		12,283	
	18:00		525	24					1,059	31,995			8.0	0	5486.0		12,275	
	19:00		550	24					1,111	33,106			10.0	0	5496.0		12,265	
	20:00		475	24					1,043	34,149			10.0	0	5506.0		12,255	
	21:00		525	24					1,014	35,163			8.0	0	5514.0		12,247	
	22:00		550	24					1,295	36,458			8.0	0	5522.0		12,239	
	23:00		450	24					941	37,399			8.0	0	5530.0		12,231	
10/26/07	0:00		550	24					998	38,397			10.0	0	5540.0		12,221	
	1:00		550	24					979	39,376			8.0	0	5548.0		12,213	
	2:00		525	24					1,197	40,573			8.0	0	5556.0		12,205	
	3:00		525	24					1,256	41,829			8.0	0	5564.0		12,197	
	4:00		475	24					897	42,726			10.0	0	5574.0		12,187	
	5:00		500	24					852	43,578			8.0	0	5582.0		12,179	
	6:00		500	24					1,003	44,581			8.0	0	5590.0		12,171	
	7:00									44,581			0.0	0	5590.0		12,171	
	8:00									44,581			0.0	0	5590.0		12,171	
	9:00									44,581			0.0	0	5590.0		12,171	
	10:00									44,581			0.0	0	5590.0		12,171	
	11:00									44,581			0.0	0	5590.0		12,171	
	12:00									44,581			0.0	0	5590.0		12,171	
	13:00									44,581			0.0	0	5590.0		12,171	
	14:00									44,581			0.0	0	5590.0		12,171	
	15:00									44,581			0.0	0	5590.0		12,171	
	16:00		500	32						44,581			0.0	0	5590.0		12,171	
	17:00		450	32						44,581			30.0	0	5620.0		12,141	
	18:00		400	32						44,581			30.0	0	5650.0		12,111	
	19:00		375	32						44,581			35.0	0	5685.0		12,076	
	20:00		400	24						44,581			30.0	0	5715.0		12,046	
	21:00		425	24						44,581			25.0	0	5740.0		12,021	
	22:00		425	24						44,581			25.0	0	5765.0		11,996	
	23:00		425	24						44,581			25.0	0	5790.0		11,971	
	0:00		425	24						44,581			20.0	0	5810.0		11,951	
	1:00		425	24						44,581			20.0	0	5830.0		11,931	
	2:00		425	24						44,581			20.0	0	5850.0		11,911	
	3:00		425	24						44,581			25.0	0	5875.0		11,886	
	4:00		450	24						44,581			20.0	0	5895.0		11,866	
	5:00		425	24						44,581			25.0	0	5920.0		11,841	
	6:00		400	24						44,581			25.0	0	5945.0		11,816	
	7:00		350	24						44,581			20.0	0	5965.0		11,796	
	8:00		375	24					709	45,290			15.0	0	5980.0		11,781	
	9:00		425	24					903	46,193			10.0	0	5990.0		11,771	
	10:00		400	24					833	47,026			10.0	0	6000.0		11,761	
	11:00		400	24					846	47,872			13.0	0	6013.0		11,748	
	12:00		400	24					819	48,691			13.0	0	6026.0		11,735	
	13:00		400	24					793	49,484			10.0	0	6036.0		11,725	
	14:00		400	24					806	50,290			13.0	0	6049.0		11,712	
	15:00		400	24					816	51,106			15.0	0	6064.0		11,697	
	16:00		400	24					851	51,957			10.0	0	6074.0		11,687	
	17:00		400	24					783	52,740			13.0	0	6087.0		11,674	
	18:00		400	24					844	53,584			10.0	0	6097.0		11,664	

Flowback by
Supervisor
Operators
Location Phn#

Cardinal Flow Testing
Alan Tayrien
Troy Smith
979-218-6488

Well Name
Operator
Representative

WGV 22-23-697
Williams Production
Keith Hoffland

									Totals From Below: 123,966						0 11,535.4		6,599	
Date	Time	Wellhead Data			Separator				Gas Production		Fluid Production			Cumulative Prod		Frac Water		
MM/DD/YYYY	hh/mm	Tubing Press Psig	Casing Press Psig	Choke Size Ins.	Static Press. Psig	Diff. INS. H2O	Temp °F	Gas %	Approx. Flowrate MMCF/D	Cum. Volume MMCF	Cond. Prod. BO	Tank Gauge In H2O	Water Prod. BW	Cond. Prod. BO	Water Prod. BW	Pumped (1) BW	Yet To Recover BW	
	19:00		400	24					937	54,521			8.0	0	6105.0		11,656	
	20:00		400	24					803	55,324			10.0	0	6115.0		11,646	
	21:00		400	24					790	56,114			13.0	0	6128.0		11,633	
	22:00		400	24					784	56,898			10.0	0	6138.0		11,623	
	23:00		400	24					793	57,691			10.0	0	6148.0		11,613	
10/28/07	0:00		400	24					765	58,456			13.0	0	6161.0		11,600	
	1:00		400	24					743	59,199			10.0	0	6171.0		11,590	
	2:00		400	24					759	59,958			10.0	0	6181.0		11,580	
	3:00		400	24					741	60,699			13.0	0	6194.0		11,567	
	4:00		400	24					765	61,464			10.0	0	6204.0		11,557	
	5:00		400	24					757	62,221			8.0	0	6212.0		11,549	
	6:00		400	24					740	62,961			10.0	0	6222.0		11,539	
	7:00		400	24					757	63,718			10.0	0	6232.0		11,529	
	8:00		400	24					741	64,459			10.0	0	6242.0		11,519	
	9:00		400	24					765	65,224			7.0	0	6249.0		11,512	
	10:00		400	24					763	65,987			7.0	0	6256.0		11,505	
	11:00		400	24					723	66,710			10.0	0	6266.0		11,495	
	12:00		400	24					719	67,429			8.0	0	6274.0		11,487	
	13:00		400	24					742	68,171			8.0	0	6282.0		11,479	
	14:00		400	24					733	68,904			10.0	0	6292.0		11,469	
	15:00		400	24					728	69,632			8.0	0	6300.0		11,461	
	16:00		400	24					761	70,393			8.0	0	6308.0		11,453	
	17:00		400	24					715	71,108			7.0	0	6315.0		11,446	
	18:00		400	24					697	71,805			10.0	0	6325.0		11,436	
	19:00		400	24					718	72,523			7.0	0	6332.0		11,429	
	20:00		400	24					699	73,222			7.0	0	6339.0		11,422	
	21:00		400	24					681	73,903			10.0	0	6349.0		11,412	
	22:00		400	24					730	74,633			8.0	0	6357.0		11,404	
	23:00		400	24					727	75,360			8.0	0	6365.0		11,396	
10/29/07	0:00		400	24					710	76,070			10.0	0	6375.0		11,386	
	1:00		400	24					731	76,801			10.0	0	6385.0		11,376	
	2:00		400	24					692	77,493			8.0	0	6393.0		11,368	
	3:00		400	24					720	78,213			8.0	0	6401.0		11,360	
	4:00		400	24					711	78,924			8.0	0	6409.0		11,352	
	5:00		400	24					698	79,622			7.0	0	6416.0		11,345	
	6:00		400	24					702	80,324			8.0	0	6424.0		11,337	
	7:00		400	24					663	80,987			10.0	0	6434.0		11,327	
	8:00									80,987			0.0	0	6434.0		11,327	
	9:00									80,987			0.0	0	6434.0		11,327	
	10:00									80,987			0.0	0	6434.0		11,327	
	11:00									80,987			0.0	0	6434.0		11,327	
	12:00									80,987			0.0	0	6434.0		11,327	
	13:00									80,987			0.0	0	6434.0		11,327	
	14:00									80,987			0.0	0	6434.0		11,327	
	15:00									80,987			0.0	0	6434.0		11,327	
	16:00									80,987			0.0	0	6434.0		11,327	
	17:00		700	32						80,987			60.0	0	6494.0		11,267	
	18:00		650	32						80,987			60.0	0	6554.0		11,207	
	19:00		750	32						80,987			70.0	0	6624.0		11,137	
	20:00		775	24						80,987			55.0	0	6679.0		11,082	

Flowback by
Supervisor
Operators
Location Phn#

Cardinal Flow Testing
Alan Tayrien
Troy Smith
979-218-6488

Well Name
Operator
Representative

WGV 22-23-697
Williams Production
Keith Hoffland

									Totals From Below: 123,966						0	11,535.4	6,599	
Date	Time	Wellhead Data			Separator				Gas Production		Fluid Production			Cumulative Prod		Frac Water		
MM/DD/YYYY	hh/mm	Tubing Press Psig	Casing Press Psig	Choke Size Ins.	Static Press. Psig	Diff. INS. H2O	Temp °F	Gas %	Approx. Flowrate MMCF/D	Cum. Volume MMCF	Cond. Prod. BO	Tank Gauge In H2O	Water Prod. BW	Cond. Prod. BO	Water Prod. BW	Pumped (1) BW	Yet To Recover BW	
	21:00		775	24						80,987			60.0	0	6739.0		11,022	
	22:00		800	24						80,987			50.0	0	6789.0		10,972	
	23:00		800	24					628	81,615			45.0	0	6834.0		10,927	
10/30/07	0:00		800	24					619	82,234			40.0	0	6874.0		10,887	
	1:00		825	24					751	82,985			47.0	0	6921.0		10,840	
	2:00		825	24					795	83,780			43.0	0	6964.0		10,797	
	3:00		850	24					813	84,593			40.0	0	7004.0		10,757	
	4:00		900	24					900	85,493			47.0	0	7051.0		10,710	
	5:00		900	24					1,015	86,508			50.0	0	7101.0		10,660	
	6:00		900	24					994	87,502			45.0	0	7146.0		10,615	
	7:00									87,502			0.0	0	7146.0		10,615	
	8:00									87,502			0.0	0	7146.0		10,615	
	9:00									87,502			0.0	0	7146.0		10,615	
	10:00									87,502			0.0	0	7146.0		10,615	
	11:00									87,502			0.0	0	7146.0		10,615	
	12:00									87,502			0.0	0	7146.0		10,615	
	13:00		900	32						87,502			0.0	0	7146.0		10,615	
	14:00		900	32						87,502		70.0	316.4	0	7462.4		10,299	
	15:00		950	32						87,502		75.0	339.0	0	7801.4		9,960	
	16:00		950	32						87,502		75.0	339.0	0	8140.4		9,621	
	17:00		950	24						87,502		60.0	271.2	0	8411.6		9,349	
	18:00		950	24					737	88,239		50.0	226.0	0	8637.6		9,123	
	19:00		950	24					896	89,135		50.0	226.0	0	8863.6		8,897	
	20:00		950	24					851	89,986		50.0	226.0	0	9089.6		8,671	
	21:00		1,000	24					1,013	90,999		45.0	203.4	0	9293.0		8,468	
	22:00		1,000	24					1,211	92,210		40.0	180.8	0	9473.8		8,287	
	23:00		1,000	24					1,340	93,550		45.0	203.4	0	9677.2		8,084	
10/31/07	0:00		1,000	24					1,365	94,915		40.0	180.8	0	9858.0		7,903	
	1:00		1,000	24					1,322	96,237		40.0	180.8	0	10038.8		7,722	
	2:00		1,000	24					1,332	97,569		40.0	180.8	0	10219.6		7,541	
	3:00		1,000	24					1,408	98,977		38.0	171.8	0	10391.4		7,370	
	4:00		1,000	24					1,379	100,356		45.0	203.4	0	10594.8		7,166	
	5:00		1,000	24					1,412	101,768		40.0	180.8	0	10775.6		6,985	
	6:00		1,000	24					1,432	103,200		40.0	180.8	0	10956.4		6,805	
	7:00		1,000	24						103,200			0.0	0	10956.4		6,805	
	8:00			32						103,200			0.0	0	10956.4		6,805	
	9:00			32						103,200			0.0	0	10956.4		6,805	
	10:00			32						103,200			0.0	0	10956.4		6,805	
	11:00			32						103,200			0.0	0	10956.4		6,805	
	12:00			32						103,200			0.0	0	10956.4		6,805	
	13:00	0	1,350	32						103,200			0.0	0	10956.4		6,805	
	14:00	0	1,500	32						103,200			0.0	0	10956.4		6,805	
	15:00	0	1,600	32						103,200			0.0	0	10956.4		6,805	
	16:00	1,050	1,700	24						103,200			70.0	0	11026.4		6,735	
	17:00	1,050	1,750	24					1,454	104,654			50.0	0	11076.4		6,685	
	18:00	1,050	1,750	24					1,450	106,104			40.0	0	11116.4		6,645	
	19:00	1,050	1,800	24					1,439	107,543			40.0	0	11156.4		6,605	
	20:00	1,050	1,800	24					1,502	109,045			37.0	0	11193.4		6,568	
	21:00	1,050	1,800	24					1,439	110,484			35.0	0	11228.4		6,533	
	22:00	1,050	1,800	24					1,501	111,985			35.0	0	11263.4		6,498	

Flowback by
Supervisor
Operators
Location Phn#

Cardinal Flow Testing
Alan Tayrien
Troy Smith
979-218-6488

Well Name
Operator
Representative

WGV 22-23-697
Williams Production
Keith Hoffland

							Totals From Below: 123,966							0 11,535.4		6,599	
Date	Time	Wellhead Data			Separator				Gas Production		Fluid Production			Cumulative Prod		Frac Water	
MM/DD/YYYY	hh/mm	Tubing Press Psig	Casing Press Psig	Choke Size Ins.	Static Press. Psig	Diff. INS. H2O	Temp °F	Gas %	Approx. Flowrate MMCF/D	Cum. Volume MMCF	Cond. Prod. BO	Tank Gauge In H2O	Water Prod. BW	Cond. Prod. BO	Water Prod. BW	Pumped (1) BW	Yet To Recover BW
	23:00	1,050	1,825	24					1,409	113,394			33.0	0	11296.4		6,465
11/01/07	0:00	1,050	1,825	24					1,450	114,844			37.0	0	11333.4		6,428
	1:00	1,050	1,825	24					1,463	116,307			35.0	0	11368.4		6,393
	2:00	1,050	1,825	24					1,417	117,724			35.0	0	11403.4		6,358
	3:00	1,050	1,825	24					1,542	119,266			32.0	0	11435.4		6,326
	4:00	1,025	1,825	24					1,529	120,795			35.0	0	11470.4		6,291
	5:00	1,025	1,825	24					1,544	122,339			30.0	0	11500.4		6,261
	6:00	1,025	1,825	24					1,627	123,966			35.0	0	11535.4		6,226
	7:00									123,966			0.0	0	11535.4		6,226
	8:00									123,966			0.0	0	11535.4		6,226
	9:00									123,966			0.0	0	11535.4		6,226
	10:00									123,966			0.0	0	11535.4		6,226
	11:00									123,966			0.0	0	11535.4		6,226
	12:00									123,966			0.0	0	11535.4		6,226
	13:00									123,966			0.0	0	11535.4		6,226
	14:00									123,966			0.0	0	11535.4		6,226
	15:00									123,966			0.0	0	11535.4		6,226
	16:00									123,966			0.0	0	11535.4		6,226
	17:00									123,966			0.0	0	11535.4		6,226
	18:00									123,966			0.0	0	11535.4		6,226
	19:00									123,966			0.0	0	11535.4		6,226
	20:00									123,966			0.0	0	11535.4		6,226
	21:00									123,966			0.0	0	11535.4		6,226
	22:00									123,966			0.0	0	11535.4		6,226
	23:00									123,966			0.0	0	11535.4		6,226
	0:00									123,966			0.0	0	11535.4		6,226
	1:00									123,966			0.0	0	11535.4		6,226
	2:00									123,966			0.0	0	11535.4		6,226
	3:00									123,966			0.0	0	11535.4		6,226
	4:00									123,966			0.0	0	11535.4		6,226
	5:00									123,966			0.0	0	11535.4		6,226
	6:00									123,966			0.0	0	11535.4		6,226
	7:00									123,966			0.0	0	11535.4		6,226
	8:00									123,966			0.0	0	11535.4		6,226
	9:00									123,966			0.0	0	11535.4		6,226
	10:00									123,966			0.0	0	11535.4		6,226
	11:00									123,966			0.0	0	11535.4		6,226
	12:00									123,966			0.0	0	11535.4		6,226
	13:00									123,966			0.0	0	11535.4		6,226
	14:00									123,966			0.0	0	11535.4		6,226
	15:00									123,966			0.0	0	11535.4		6,226
	16:00									123,966			0.0	0	11535.4		6,226
	17:00									123,966			0.0	0	11535.4		6,226
	18:00									123,966			0.0	0	11535.4		6,226
	19:00									123,966			0.0	0	11535.4		6,226
	20:00									123,966			0.0	0	11535.4		6,226
	21:00									123,966			0.0	0	11535.4		6,226
	22:00									123,966			0.0	0	11535.4		6,226
	23:00									123,966			0.0	0	11535.4		6,226
	0:00									123,966			0.0	0	11535.4		6,226

Flowback by
Supervisor
Operators
Location Phn#

Cardinal Flow Testing
Alan Tayrien
Troy Smith
979-218-6488

Well Name
Operator
Representative

WGV 22-23-697
Williams Production
Keith Hoffland

									Totals From Below: 123,966					0 11,535.4		6,599	
Date	Time	Wellhead Data			Separator				Gas Production		Fluid Production			Cumulative Prod		Frac Water	
MM/DD/YYYY	hh/mm	Tubing Press Psig	Casing Press Psig	Choke Size Ins.	Static Press. Psig	Diff. INS. H2O	Temp °F	Gas %	Approx. Flowrate MMCF/D	Cum. Volume MMCF	Cond. Prod. BO	Tank Gauge In H2O	Water Prod. BW	Cond. Prod. BO	Water Prod. BW	Pumped (1) BW	Yet To Recover BW
	1:00									123,966			0.0	0	11535.4		6,226
	2:00									123,966			0.0	0	11535.4		6,226
	3:00									123,966			0.0	0	11535.4		6,226
	4:00									123,966			0.0	0	11535.4		6,226
	5:00									123,966			0.0	0	11535.4		6,226
	6:00									123,966			0.0	0	11535.4		6,226
	7:00									123,966			0.0	0	11535.4		6,226
	8:00									123,966			0.0	0	11535.4		6,226
	9:00									123,966			0.0	0	11535.4		6,226
	10:00									123,966			0.0	0	11535.4		6,226
	11:00									123,966			0.0	0	11535.4		6,226
	12:00									123,966			0.0	0	11535.4		6,226
	13:00									123,966			0.0	0	11535.4		6,226
	14:00									123,966			0.0	0	11535.4		6,226
	15:00									123,966			0.0	0	11535.4		6,226
	16:00									123,966			0.0	0	11535.4		6,226
	17:00									123,966			0.0	0	11535.4		6,226
	18:00									123,966			0.0	0	11535.4		6,226
	19:00									123,966			0.0	0	11535.4		6,226
	20:00									123,966			0.0	0	11535.4		6,226
	21:00									123,966			0.0	0	11535.4		6,226
	22:00									123,966			0.0	0	11535.4		6,226
	23:00									123,966			0.0	0	11535.4		6,226
	0:00									123,966			0.0	0	11535.4		6,226
	1:00									123,966			0.0	0	11535.4		6,226
	2:00									123,966			0.0	0	11535.4		6,226
	3:00									123,966			0.0	0	11535.4		6,226
	4:00									123,966			0.0	0	11535.4		6,226
	5:00									123,966			0.0	0	11535.4		6,226
	6:00									123,966			0.0	0	11535.4		6,226
	7:00									123,966			0.0	0	11535.4		6,226
	8:00									123,966			0.0	0	11535.4		6,226
	9:00									123,966			0.0	0	11535.4		6,226
	10:00									123,966			0.0	0	11535.4		6,226
	11:00									123,966			0.0	0	11535.4		6,226
	12:00									123,966			0.0	0	11535.4		6,226
	13:00									123,966			0.0	0	11535.4		6,226
	14:00									123,966			0.0	0	11535.4		6,226
	15:00									123,966			0.0	0	11535.4		6,226
	16:00									123,966			0.0	0	11535.4		6,226
	17:00									123,966			0.0	0	11535.4		6,226
	18:00									123,966			0.0	0	11535.4		6,226
	19:00									123,966			0.0	0	11535.4		6,226
	20:00									123,966			0.0	0	11535.4		6,226
	21:00									123,966			0.0	0	11535.4		6,226
	22:00									123,966			0.0	0	11535.4		6,226
	23:00									123,966			0.0	0	11535.4		6,226

Flowback by
Supervisor
Operators
Location Phn#

Cardinal Flow Testing
Alan Tayrien
Troy Smith
979-218-6488

Well Name
Operator
Representative

WGV 22-23-697
Williams Production
Keith Hoffland

									Totals From Below: 169,065					0 12,149.4		6,599	
Date	Time	Wellhead Data			Separator				Gas Production		Fluid Production			Cumulative Prod		Frac Water	
MM/DD/YYYY	hh/mm	Tubing Press Psig	Casing Press Psig	Choke Size Ins.	Static Press. Psig	Diff. INS. H2O	Temp °F	Gas %	Approx. Flowrate MMCF/D	Cum. Volume MMCF	Cond. Prod. BO	Tank Gauge In H2O	Water Prod. BW	Cond. Prod. BO	Water Prod. BW	Pumped (1) BW	Yet To Recover BW
10/15/07	7:00									0			0.0	0	0.0		0
	8:00									0			0.0	0	0.0		0
	9:00									0			0.0	0	0.0		0
	10:00									0			0.0	0	0.0		0
	11:00									0			0.0	0	0.0		0
	12:00									0			0.0	0	0.0		0
	13:00									0			0.0	0	0.0		0
	14:00									0			0.0	0	0.0		0
	15:00									0			0.0	0	0.0		0
	16:00									0			0.0	0	0.0	6,486	6,486
	17:00		250	48						0			75.0	0	75.0		6,411
	18:00		225	48						0			150.0	0	225.0		6,261
	19:00		175	48						0			100.0	0	325.0		6,161
	20:00		150	48						0			80.0	0	405.0		6,081
	21:00		150	48						0			80.0	0	485.0		6,001
	22:00		125	48						0			70.0	0	555.0		5,931
	23:00		100	48						0			60.0	0	615.0		5,871
10/16/07	0:00		100	48						0			60.0	0	675.0		5,811
	1:00		100	48						0			60.0	0	735.0		5,751
	2:00		75	48						0			50.0	0	785.0		5,701
	3:00		75	48						0			50.0	0	835.0		5,651
	4:00		50	48						0			50.0	0	885.0		5,601
	5:00		50	48						0			40.0	0	925.0		5,561
	6:00		50	48						0			40.0	0	965.0		5,521
	7:00									0			0.0	0	965.0		5,521
	8:00									0			0.0	0	965.0		5,521
	9:35									0			0.0	0	965.0		5,521
	10:00									0			0.0	0	965.0		5,521
	11:00									0			0.0	0	965.0		5,521
	12:00									0			0.0	0	965.0		5,521
	13:00									0			0.0	0	965.0		5,521
	14:00									0			0.0	0	965.0	6,599	12,120
	15:00		150	48						0			0.0	0	965.0		12,120
	16:00		50	48						0			50.0	0	1015.0		12,070
	17:00		25	48						0			30.0	0	1045.0		12,040
	18:00		0	48						0			0.0	0	1045.0		12,040
	19:00		0	48						0			0.0	0	1045.0		12,040
	20:00		0	48						0			0.0	0	1045.0		12,040
	21:35		0	48						0			0.0	0	1045.0		12,040
	22:00		0	48						0			0.0	0	1045.0		12,040
	23:00		0	48						0			0.0	0	1045.0		12,040
10/17/07	0:00		0	48						0			0.0	0	1045.0		12,040
	1:00		0	48						0			0.0	0	1045.0		12,040
	2:00		0	48						0			0.0	0	1045.0		12,040
	3:00		0	48						0			0.0	0	1045.0		12,040
	4:00		0	48						0			0.0	0	1045.0		12,040
	5:00		0	48						0			0.0	0	1045.0		12,040
	6:00		0	48						0			0.0	0	1045.0		12,040
	7:00									0			0.0	0	1045.0		12,040
	8:00									0			0.0	0	1045.0		12,040

Flowback by
Supervisor
Operators
Location Phn#

Cardinal Flow Testing
Alan Tayrien
Troy Smith
979-218-6488

Well Name
Operator
Representative

WGV 22-23-697
Williams Production
Keith Hoffland

									Totals From Below: 169,065						0 12,149.4		6,599	
Date	Time	Wellhead Data			Separator				Gas Production		Fluid Production			Cumulative Prod		Frac Water		
MM/DD/YYYY	hh/mm	Tubing Press Psig	Casing Press Psig	Choke Size Ins.	Static Press. Psig	Diff. INS. H2O	Temp °F	Gas %	Approx. Flowrate MMCF/D	Cum. Volume MMCF	Cond. Prod. BO	Tank Gauge In H2O	Water Prod. BW	Cond. Prod. BO	Water Prod. BW	Pumped (1) BW	Yet To Recover BW	
	9:00									0			0.0	0	1045.0		12,040	
	10:00									0			0.0	0	1045.0		12,040	
	11:00									0			0.0	0	1045.0		12,040	
	12:00									0			0.0	0	1045.0		12,040	
	13:00									0			0.0	0	1045.0		12,040	
	14:00									0			0.0	0	1045.0		12,040	
	15:00									0			0.0	0	1045.0		12,040	
	16:00									0			0.0	0	1045.0		12,040	
	17:00									0			0.0	0	1045.0	4,676	16,716	
	18:00		300	32						0			0.0	0	1045.0		16,716	
	19:00		300	32						0			20.0	0	1065.0		16,696	
	20:00		400	32						0			50.0	0	1115.0		16,646	
	21:00		300	32						0			30.0	0	1145.0		16,616	
	22:00		400	32						0			40.0	0	1185.0		16,576	
	23:00		550	24						0			40.0	0	1225.0		16,536	
10/18/07	0:00		650	24						0			60.0	0	1285.0		16,476	
	1:00		650	24						0			60.0	0	1345.0		16,416	
	2:00		625	24						0			60.0	0	1405.0		16,356	
	3:00		600	24						0			60.0	0	1465.0		16,296	
	4:00		600	24						0			60.0	0	1525.0		16,236	
	5:00		600	24						0			50.0	0	1575.0		16,186	
	6:00		600	24						0			60.0	0	1635.0		16,126	
	7:00		500	24						0			40.0	0	1675.0		16,086	
	8:00		450	24						0			40.0	0	1715.0		16,046	
	9:00		400	32						0			40.0	0	1755.0		16,006	
	10:00		375	32						0			34.0	0	1789.0		15,972	
	11:00		400	32						0			34.0	0	1823.0		15,938	
	12:00		400	32						0			30.0	0	1853.0		15,908	
	13:00		400	32						0			30.0	0	1883.0		15,878	
	14:00		375	32						0			34.0	0	1917.0		15,844	
	15:00		350	32						0			40.0	0	1957.0		15,804	
	16:00		350	32						0			30.0	0	1987.0		15,774	
	17:00		350	32						0			30.0	0	2017.0		15,744	
	18:00		350	32						0			30.0	0	2047.0		15,714	
	19:00		300	32						0			34.0	0	2081.0		15,680	
	20:00		300	32						0			25.0	0	2106.0		15,655	
	21:00		300	32						0			30.0	0	2136.0		15,625	
	22:00		300	32						0			30.0	0	2166.0		15,595	
	23:00		325	32						0			30.0	0	2196.0		15,565	
10/19/07	0:00		325	32						0			25.0	0	2221.0		15,540	
	1:00		350	32						0			25.0	0	2246.0		15,515	
	2:00		325	32						0			30.0	0	2276.0		15,485	
	3:00		300	32						0			30.0	0	2306.0		15,455	
	4:00		300	32						0			20.0	0	2326.0		15,435	
	5:00		300	32						0			30.0	0	2356.0		15,405	
	6:00		325	32						0			30.0	0	2386.0		15,375	
	7:00		300	32						0			30.0	0	2416.0		15,345	
	8:00		300	32						0			30.0	0	2446.0		15,315	
	9:00		300	32						0			30.0	0	2476.0		15,285	
	10:00		275	32						0			30.0	0	2506.0		15,255	

Flowback by
Supervisor
Operators
Location Phn#

Cardinal Flow Testing
Alan Tayrien
Troy Smith
979-218-6488

Well Name
Operator
Representative

WGV 22-23-697
Williams Production
Keith Hoffland

									Totals From Below: 169,065						0 12,149.4		6,599	
Date	Time	Wellhead Data			Separator				Gas Production		Fluid Production			Cumulative Prod		Frac Water		
MM/DD/YYYY	hh/mm	Tubing Press Psig	Casing Press Psig	Choke Size Ins.	Static Press. Psig	Diff. INS. H2O	Temp °F	Gas %	Approx. Flowrate MMCF/D	Cum. Volume MMCF	Cond. Prod. BO	Tank Gauge In H2O	Water Prod. BW	Cond. Prod. BO	Water Prod. BW	Pumped (1) BW	Yet To Recover BW	
	11:00		325	48						0			40.0	0	2546.0		15,215	
	12:00		375	48						0			50.0	0	2596.0		15,165	
	13:00		450	48						0			40.0	0	2636.0		15,125	
	14:00		550	48						0			40.0	0	2676.0		15,085	
	15:00		575	48						0			30.0	0	2706.0		15,055	
	16:00		550	24						0			30.0	0	2736.0		15,025	
	17:00		550	24						0			30.0	0	2766.0		14,995	
	18:00		500	24						0			25.0	0	2791.0		14,970	
	19:00		450	24						0			25.0	0	2816.0		14,945	
	20:00		425	24						0			30.0	0	2846.0		14,915	
	21:00		400	24						0			30.0	0	2876.0		14,885	
	22:00		400	32						0			30.0	0	2906.0		14,855	
	23:00		375	32						0			30.0	0	2936.0		14,825	
10/20/07	0:00		375	32						0			30.0	0	2966.0		14,795	
	1:00		400	32						0			30.0	0	2996.0		14,765	
	2:00		425	32						0			30.0	0	3026.0		14,735	
	3:00		450	32						0			30.0	0	3056.0		14,705	
	4:00		475	32						0			30.0	0	3086.0		14,675	
	5:00		525	32						0			30.0	0	3116.0		14,645	
	6:00		525	24						0			30.0	0	3146.0		14,615	
	7:00		600	24						0			20.0	0	3166.0		14,595	
	8:00		600	24						0			20.0	0	3186.0		14,575	
	9:00		600	24						0			20.0	0	3206.0		14,555	
	10:00		600	24						0			20.0	0	3226.0		14,535	
	11:00		600	24						0			20.0	0	3246.0		14,515	
	12:00		600	24						0			20.0	0	3266.0		14,495	
	13:00		550	24						0			30.0	0	3296.0		14,465	
	14:00		600	24						0			20.0	0	3316.0		14,445	
	15:00		600	24						0			30.0	0	3346.0		14,415	
	16:00		600	24						0			20.0	0	3366.0		14,395	
	17:00		600	24						0			20.0	0	3386.0		14,375	
	18:00		625	24						0			20.0	0	3406.0		14,355	
	19:00		625	24						0			20.0	0	3426.0		14,335	
	20:00		625	24						0			20.0	0	3446.0		14,315	
	21:00		650	24						0			20.0	0	3466.0		14,295	
	22:00		650	24						0			20.0	0	3486.0		14,275	
	23:00		650	24						0			20.0	0	3506.0		14,255	
10/21/07	0:00		650	24						0			20.0	0	3526.0		14,235	
	1:00		675	24						0			20.0	0	3546.0		14,215	
	2:00		675	24						0			20.0	0	3566.0		14,195	
	3:00		675	24						0			20.0	0	3586.0		14,175	
	4:00		675	24						0			20.0	0	3606.0		14,155	
	5:00		675	24						0			20.0	0	3626.0		14,135	
	6:00		675	24						0			20.0	0	3646.0		14,115	
	7:00		675	24						0			20.0	0	3666.0		14,095	
	8:00		675	24						0			20.0	0	3686.0		14,075	
	9:00		675	24						0			20.0	0	3706.0		14,055	
	10:00		675	24						0			20.0	0	3726.0		14,035	
	11:00		675	24						0			20.0	0	3746.0		14,015	
	12:00		700	24						0			20.0	0	3766.0		13,995	

Flowback by
Supervisor
Operators
Location Phn#

Cardinal Flow Testing
Alan Tayrien
Troy Smith
979-218-6488

Well Name
Operator
Representative

WGV 22-23-697
Williams Production
Keith Hoffland

					Totals From Below: 169,065							0 12,149.4		6,599			
Date	Time	Wellhead Data			Separator				Gas Production		Fluid Production			Cumulative Prod		Frac Water	
MM/DD/YYYY	hh/mm	Tubing Press Psig	Casing Press Psig	Choke Size Ins.	Static Press. Psig	Diff. INS. H2O	Temp °F	Gas %	Approx. Flowrate MMCf/D	Cum. Volume MMCf	Cond. Prod. BO	Tank Gauge In H2O	Water Prod. BW	Cond. Prod. BO	Water Prod. BW	Pumped (1) BW	Yet To Recover BW
	13:00		700	24						0			20.0	0	3786.0		13,975
	14:00		700	24						0			20.0	0	3806.0		13,955
	15:00		700	24						0			25.0	0	3831.0		13,930
	16:00		700	24						0			20.0	0	3851.0		13,910
	17:00		700	24						0			20.0	0	3871.0		13,890
	18:00		700	24						0			20.0	0	3891.0		13,870
	19:00		700	24						0			25.0	0	3916.0		13,845
	20:00		700	24						0			20.0	0	3936.0		13,825
	21:00		700	24						0			20.0	0	3956.0		13,805
	22:00		700	24						0			20.0	0	3976.0		13,785
	23:00		700	24						0			20.0	0	3996.0		13,765
10/22/07	0:00		700	24						0			20.0	0	4016.0		13,745
	1:00		700	24						0			20.0	0	4036.0		13,725
	2:00		700	24						0			20.0	0	4056.0		13,705
	3:00		700	24						0			25.0	0	4081.0		13,680
	4:00		700	24						0			20.0	0	4101.0		13,660
	5:00		700	24						0			20.0	0	4121.0		13,640
	6:00		700	24						0			20.0	0	4141.0		13,620
	7:00		700	24						0			20.0	0	4161.0		13,600
	8:00		700	24						0			20.0	0	4181.0		13,580
	9:00		700	24						0			25.0	0	4206.0		13,555
	10:00		700	24						0			20.0	0	4226.0		13,535
	11:00		700	24						0			20.0	0	4246.0		13,515
	12:00		700	24						0			20.0	0	4266.0		13,495
	13:00		700	24						0			17.0	0	4283.0		13,478
	14:00		700	24						0			17.0	0	4300.0		13,461
	15:00		675	24						0			20.0	0	4320.0		13,441
	16:00		675	24						0			20.0	0	4340.0		13,421
	17:00		675	24						0			20.0	0	4360.0		13,401
	18:00		675	24						0			17.0	0	4377.0		13,384
	19:00		675	24						0			17.0	0	4394.0		13,367
	20:00		675	24						0			20.0	0	4414.0		13,347
	21:00		675	24						0			20.0	0	4434.0		13,327
	22:00		650	24						0			17.0	0	4451.0		13,310
	23:00		650	24						0			20.0	0	4471.0		13,290
10/23/07	0:00		650	24						0			20.0	0	4491.0		13,270
	1:00		650	24						0			20.0	0	4511.0		13,250
	2:00		650	24						0			20.0	0	4531.0		13,230
	3:00		650	24						0			17.0	0	4548.0		13,213
	4:00		650	24						0			20.0	0	4568.0		13,193
	5:00		650	24						0			20.0	0	4588.0		13,173
	6:00		650	24						0			20.0	0	4608.0		13,153
	7:00		625	24						0			20.0	0	4628.0		13,133
	8:00		625	24						0			20.0	0	4648.0		13,113
	9:00		625	24						0			20.0	0	4668.0		13,093
	10:00		625	24						0			17.0	0	4685.0		13,076
	11:00		625	24						0			17.0	0	4702.0		13,059
	12:00		625	24						0			15.0	0	4717.0		13,044
	13:00		625	24						0			17.0	0	4734.0		13,027
	14:00		600	24						0			17.0	0	4751.0		13,010

Flowback by
Supervisor
Operators
Location Phn#

Cardinal Flow Testing
Alan Tayrien
Troy Smith
979-218-6488

Well Name
Operator
Representative

WGV 22-23-697
Williams Production
Keith Hoffland

					Totals From Below: 169,065								0 12,149.4		6,599		
Date	Time	Wellhead Data			Separator				Gas Production		Fluid Production			Cumulative Prod		Frac Water	
MM/DD/YYYY	hh/mm	Tubing Press Psig	Casing Press Psig	Choke Size Ins.	Static Press. Psig	Diff. INS. H2O	Temp °F	Gas %	Approx. Flowrate MMCF/D	Cum. Volume MMCF	Cond. Prod. BO	Tank Gauge In H2O	Water Prod. BW	Cond. Prod. BO	Water Prod. BW	Pumped (1) BW	Yet To Recover BW
	15:00		600	24						0			15.0	0	4766.0		12,995
	16:00		600	24						0			15.0	0	4781.0		12,980
	17:00		600	24						0			15.0	0	4796.0		12,965
	18:00		600	24						0			15.0	0	4811.0		12,950
	19:00		600	24						0			17.0	0	4828.0		12,933
	20:00		600	24						0			15.0	0	4843.0		12,918
	21:00		600	24						0			15.0	0	4858.0		12,903
	22:00		600	24						0			15.0	0	4873.0		12,888
	23:00		600	24						0			15.0	0	4888.0		12,873
10/24/07	0:00		600	24						0			15.0	0	4903.0		12,858
	1:00		600	24						0			15.0	0	4918.0		12,843
	2:00		600	24						0			15.0	0	4933.0		12,828
	3:00		600	24						0			17.0	0	4950.0		12,811
	4:00		575	24						0			15.0	0	4965.0		12,796
	5:00		575	24						0			15.0	0	4980.0		12,781
	6:00		575	24						0			15.0	0	4995.0		12,766
	7:00		575	24						0			15.0	0	5010.0		12,751
	8:00		575	24						0			17.0	0	5027.0		12,734
	9:00		575	24						0			17.0	0	5044.0		12,717
	10:00		575	24						0			17.0	0	5061.0		12,700
	11:00		575	24						0			15.0	0	5076.0		12,685
	12:00		575	24						0			15.0	0	5091.0		12,670
	13:00		600	24					1184.0	1,184			15.0	0	5106.0		12,655
	14:00		600	24					1063.0	2,247			17.0	0	5123.0		12,638
	15:00		600	24					1119.0	3,366			15.0	0	5138.0		12,623
	16:00		575	24					1114.0	4,480			15.0	0	5153.0		12,608
	17:00		575	24					1111.0	5,591			12.0	0	5165.0		12,596
	18:00		550	24					1112.0	6,703			15.0	0	5180.0		12,581
	19:00		550	24					1097.0	7,800			15.0	0	5195.0		12,566
	20:00		550	24					1106.0	8,906			12.0	0	5207.0		12,554
	21:00		550	24					1089.0	9,995			15.0	0	5222.0		12,539
	22:00		550	24					1,065	11,060			17.0	0	5239.0		12,522
	23:00		550	24					1,080	12,140			12.0	0	5251.0		12,510
10/25/07	0:00		550	24					1,084	13,224			15.0	0	5266.0		12,495
	1:00		550	24					1,074	14,298			15.0	0	5281.0		12,480
	2:00		550	24					1,028	15,326			15.0	0	5296.0		12,465
	3:00		550	24					1,068	16,394			12.0	0	5308.0		12,453
	4:00		550	24					1,045	17,439			17.0	0	5325.0		12,436
	5:00		550	24					1,048	18,487			15.0	0	5340.0		12,421
	6:00		525	24					1,051	19,538			15.0	0	5355.0		12,406
	7:00		550	24					1,041	20,579			12.0	0	5367.0		12,394
	8:00		550	24					1,065	21,644			12.0	0	5379.0		12,382
	9:00		550	24					1,003	22,647			15.0	0	5394.0		12,367
	10:00		550	24					1,001	23,648			12.0	0	5406.0		12,355
	11:00		525	24					969	24,617			10.0	0	5416.0		12,345
	12:00		525	24					1,032	25,649			12.0	0	5428.0		12,333
	13:00		525	24					1,114	26,763			10.0	0	5438.0		12,323
	14:00		525	24					1,107	27,870			10.0	0	5448.0		12,313
	15:00		525	24					1,031	28,901			10.0	0	5458.0		12,303
	16:00		525	24					1,029	29,930			8.0	0	5466.0		12,295

Flowback by
Supervisor
Operators
Location Phn#

Cardinal Flow Testing
Alan Tayrien
Troy Smith
979-218-6488

Well Name
Operator
Representative

WGV 22-23-697
Williams Production
Keith Hoffland

									Totals From Below: 169,065						0 12,149.4		6,599	
Date	Time	Wellhead Data			Separator				Gas Production		Fluid Production			Cumulative Prod		Frac Water		
MM/DD/YYYY	hh/mm	Tubing Press Psig	Casing Press Psig	Choke Size Ins.	Static Press. Psig	Diff. INS. H2O	Temp °F	Gas %	Approx. Flowrate MMCF/D	Cum. Volume MMCF	Cond. Prod. BO	Tank Gauge In H2O	Water Prod. BW	Cond. Prod. BO	Water Prod. BW	Pumped (1) BW	Yet To Recover BW	
	17:00		525	24					1,006	30,936			12.0	0	5478.0		12,283	
	18:00		525	24					1,059	31,995			8.0	0	5486.0		12,275	
	19:00		550	24					1,111	33,106			10.0	0	5496.0		12,265	
	20:00		475	24					1,043	34,149			10.0	0	5506.0		12,255	
	21:00		525	24					1,014	35,163			8.0	0	5514.0		12,247	
	22:00		550	24					1,295	36,458			8.0	0	5522.0		12,239	
	23:00		450	24					941	37,399			8.0	0	5530.0		12,231	
10/26/07	0:00		550	24					998	38,397			10.0	0	5540.0		12,221	
	1:00		550	24					979	39,376			8.0	0	5548.0		12,213	
	2:00		525	24					1,197	40,573			8.0	0	5556.0		12,205	
	3:00		525	24					1,256	41,829			8.0	0	5564.0		12,197	
	4:00		475	24					897	42,726			10.0	0	5574.0		12,187	
	5:00		500	24					852	43,578			8.0	0	5582.0		12,179	
	6:00		500	24					1,003	44,581			8.0	0	5590.0		12,171	
	7:00									44,581			0.0	0	5590.0		12,171	
	8:00									44,581			0.0	0	5590.0		12,171	
	9:00									44,581			0.0	0	5590.0		12,171	
	10:00									44,581			0.0	0	5590.0		12,171	
	11:00									44,581			0.0	0	5590.0		12,171	
	12:00									44,581			0.0	0	5590.0		12,171	
	13:00									44,581			0.0	0	5590.0		12,171	
	14:00									44,581			0.0	0	5590.0		12,171	
	15:00									44,581			0.0	0	5590.0		12,171	
	16:00		500	32						44,581			0.0	0	5590.0		12,171	
	17:00		450	32						44,581			30.0	0	5620.0		12,141	
	18:00		400	32						44,581			30.0	0	5650.0		12,111	
	19:00		375	32						44,581			35.0	0	5685.0		12,076	
	20:00		400	24						44,581			30.0	0	5715.0		12,046	
	21:00		425	24						44,581			25.0	0	5740.0		12,021	
	22:00		425	24						44,581			25.0	0	5765.0		11,996	
	23:00		425	24						44,581			25.0	0	5790.0		11,971	
	0:00		425	24						44,581			20.0	0	5810.0		11,951	
	1:00		425	24						44,581			20.0	0	5830.0		11,931	
	2:00		425	24						44,581			20.0	0	5850.0		11,911	
	3:00		425	24						44,581			25.0	0	5875.0		11,886	
	4:00		450	24						44,581			20.0	0	5895.0		11,866	
	5:00		425	24						44,581			25.0	0	5920.0		11,841	
	6:00		400	24						44,581			25.0	0	5945.0		11,816	
	7:00		350	24						44,581			20.0	0	5965.0		11,796	
	8:00		375	24					709	45,290			15.0	0	5980.0		11,781	
	9:00		425	24					903	46,193			10.0	0	5990.0		11,771	
	10:00		400	24					833	47,026			10.0	0	6000.0		11,761	
	11:00		400	24					846	47,872			13.0	0	6013.0		11,748	
	12:00		400	24					819	48,691			13.0	0	6026.0		11,735	
	13:00		400	24					793	49,484			10.0	0	6036.0		11,725	
	14:00		400	24					806	50,290			13.0	0	6049.0		11,712	
	15:00		400	24					816	51,106			15.0	0	6064.0		11,697	
	16:00		400	24					851	51,957			10.0	0	6074.0		11,687	
	17:00		400	24					783	52,740			13.0	0	6087.0		11,674	
	18:00		400	24					844	53,584			10.0	0	6097.0		11,664	

Flowback by
Supervisor
Operators
Location Phn#

Cardinal Flow Testing
Alan Tayrien
Troy Smith
979-218-6488

Well Name
Operator
Representative

WGV 22-23-697
Williams Production
Keith Hoffland

									Totals From Below: 169,065						0 12,149.4		6,599	
Date	Time	Wellhead Data			Separator				Gas Production		Fluid Production			Cumulative Prod		Frac Water		
MM/DD/YYYY	hh/mm	Tubing Press Psig	Casing Press Psig	Choke Size Ins.	Static Press. Psig	Diff. INS. H2O	Temp °F	Gas %	Approx. Flowrate MMCF/D	Cum. Volume MMCF	Cond. Prod. BO	Tank Gauge In H2O	Water Prod. BW	Cond. Prod. BO	Water Prod. BW	Pumped (1) BW	Yet To Recover BW	
	19:00		400	24					937	54,521			8.0	0	6105.0		11,656	
	20:00		400	24					803	55,324			10.0	0	6115.0		11,646	
	21:00		400	24					790	56,114			13.0	0	6128.0		11,633	
	22:00		400	24					784	56,898			10.0	0	6138.0		11,623	
	23:00		400	24					793	57,691			10.0	0	6148.0		11,613	
10/28/07	0:00		400	24					765	58,456			13.0	0	6161.0		11,600	
	1:00		400	24					743	59,199			10.0	0	6171.0		11,590	
	2:00		400	24					759	59,958			10.0	0	6181.0		11,580	
	3:00		400	24					741	60,699			13.0	0	6194.0		11,567	
	4:00		400	24					765	61,464			10.0	0	6204.0		11,557	
	5:00		400	24					757	62,221			8.0	0	6212.0		11,549	
	6:00		400	24					740	62,961			10.0	0	6222.0		11,539	
	7:00		400	24					757	63,718			10.0	0	6232.0		11,529	
	8:00		400	24					741	64,459			10.0	0	6242.0		11,519	
	9:00		400	24					765	65,224			7.0	0	6249.0		11,512	
	10:00		400	24					763	65,987			7.0	0	6256.0		11,505	
	11:00		400	24					723	66,710			10.0	0	6266.0		11,495	
	12:00		400	24					719	67,429			8.0	0	6274.0		11,487	
	13:00		400	24					742	68,171			8.0	0	6282.0		11,479	
	14:00		400	24					733	68,904			10.0	0	6292.0		11,469	
	15:00		400	24					728	69,632			8.0	0	6300.0		11,461	
	16:00		400	24					761	70,393			8.0	0	6308.0		11,453	
	17:00		400	24					715	71,108			7.0	0	6315.0		11,446	
	18:00		400	24					697	71,805			10.0	0	6325.0		11,436	
	19:00		400	24					718	72,523			7.0	0	6332.0		11,429	
	20:00		400	24					699	73,222			7.0	0	6339.0		11,422	
	21:00		400	24					681	73,903			10.0	0	6349.0		11,412	
	22:00		400	24					730	74,633			8.0	0	6357.0		11,404	
	23:00		400	24					727	75,360			8.0	0	6365.0		11,396	
10/29/07	0:00		400	24					710	76,070			10.0	0	6375.0		11,386	
	1:00		400	24					731	76,801			10.0	0	6385.0		11,376	
	2:00		400	24					692	77,493			8.0	0	6393.0		11,368	
	3:00		400	24					720	78,213			8.0	0	6401.0		11,360	
	4:00		400	24					711	78,924			8.0	0	6409.0		11,352	
	5:00		400	24					698	79,622			7.0	0	6416.0		11,345	
	6:00		400	24					702	80,324			8.0	0	6424.0		11,337	
	7:00		400	24					663	80,987			10.0	0	6434.0		11,327	
	8:00									80,987			0.0	0	6434.0		11,327	
	9:00									80,987			0.0	0	6434.0		11,327	
	10:00									80,987			0.0	0	6434.0		11,327	
	11:00									80,987			0.0	0	6434.0		11,327	
	12:00									80,987			0.0	0	6434.0		11,327	
	13:00									80,987			0.0	0	6434.0		11,327	
	14:00									80,987			0.0	0	6434.0		11,327	
	15:00									80,987			0.0	0	6434.0		11,327	
	16:00									80,987			0.0	0	6434.0		11,327	
	17:00		700	32						80,987			60.0	0	6494.0		11,267	
	18:00		650	32						80,987			60.0	0	6554.0		11,207	
	19:00		750	32						80,987			70.0	0	6624.0		11,137	
	20:00		775	24						80,987			55.0	0	6679.0		11,082	

Flowback by
Supervisor
Operators
Location Phn#

Cardinal Flow Testing
Alan Tayrien
Troy Smith
979-218-6488

Well Name
Operator
Representative

WGV 22-23-697
Williams Production
Keith Hoffland

								Totals From Below: 169,065						0 12,149.4		6,599	
Date	Time	Wellhead Data			Separator				Gas Production		Fluid Production			Cumulative Prod		Frac Water	
MM/DD/YYYY	hh/mm	Tubing Press Psig	Casing Press Psig	Choke Size Ins.	Static Press. Psig	Diff. INS. H2O	Temp °F	Gas %	Approx. Flowrate MMCF/D	Cum. Volume MMCF	Cond. Prod. BO	Tank Gauge In H2O	Water Prod. BW	Cond. Prod. BO	Water Prod. BW	Pumped (1) BW	Yet To Recover BW
	21:00		775	24						80,987			60.0	0	6739.0		11,022
	22:00		800	24						80,987			50.0	0	6789.0		10,972
	23:00		800	24					628	81,615			45.0	0	6834.0		10,927
10/30/07	0:00		800	24					619	82,234			40.0	0	6874.0		10,887
	1:00		825	24					751	82,985			47.0	0	6921.0		10,840
	2:00		825	24					795	83,780			43.0	0	6964.0		10,797
	3:00		850	24					813	84,593			40.0	0	7004.0		10,757
	4:00		900	24					900	85,493			47.0	0	7051.0		10,710
	5:00		900	24					1,015	86,508			50.0	0	7101.0		10,660
	6:00		900	24					994	87,502			45.0	0	7146.0		10,615
	7:00									87,502			0.0	0	7146.0		10,615
	8:00									87,502			0.0	0	7146.0		10,615
	9:00									87,502			0.0	0	7146.0		10,615
	10:00									87,502			0.0	0	7146.0		10,615
	11:00									87,502			0.0	0	7146.0		10,615
	12:00									87,502			0.0	0	7146.0		10,615
	13:00		900	32						87,502			0.0	0	7146.0		10,615
	14:00		900	32						87,502		70.0	316.4	0	7462.4		10,299
	15:00		950	32						87,502		75.0	339.0	0	7801.4		9,960
	16:00		950	32						87,502		75.0	339.0	0	8140.4		9,621
	17:00		950	24						87,502		60.0	271.2	0	8411.6		9,349
	18:00		950	24					737	88,239		50.0	226.0	0	8637.6		9,123
	19:00		950	24					896	89,135		50.0	226.0	0	8863.6		8,897
	20:00		950	24					851	89,986		50.0	226.0	0	9089.6		8,671
	21:00		1,000	24					1,013	90,999		45.0	203.4	0	9293.0		8,468
	22:00		1,000	24					1,211	92,210		40.0	180.8	0	9473.8		8,287
	23:00		1,000	24					1,340	93,550		45.0	203.4	0	9677.2		8,084
10/31/07	0:00		1,000	24					1,365	94,915		40.0	180.8	0	9858.0		7,903
	1:00		1,000	24					1,322	96,237		40.0	180.8	0	10038.8		7,722
	2:00		1,000	24					1,332	97,569		40.0	180.8	0	10219.6		7,541
	3:00		1,000	24					1,408	98,977		38.0	171.8	0	10391.4		7,370
	4:00		1,000	24					1,379	100,356		45.0	203.4	0	10594.8		7,166
	5:00		1,000	24					1,412	101,768		40.0	180.8	0	10775.6		6,985
	6:00		1,000	24					1,432	103,200		40.0	180.8	0	10956.4		6,805
	7:00		1,000	24						103,200			0.0	0	10956.4		6,805
	8:00			32						103,200			0.0	0	10956.4		6,805
	9:00			32						103,200			0.0	0	10956.4		6,805
	10:00			32						103,200			0.0	0	10956.4		6,805
	11:00			32						103,200			0.0	0	10956.4		6,805
	12:00			32						103,200			0.0	0	10956.4		6,805
	13:00	0	1,350	32						103,200			0.0	0	10956.4		6,805
	14:00	0	1,500	32						103,200			0.0	0	10956.4		6,805
	15:00	0	1,600	32						103,200			0.0	0	10956.4		6,805
	16:00	1,050	1,700	24						103,200			70.0	0	11026.4		6,735
	17:00	1,050	1,750	24					1,454	104,654			50.0	0	11076.4		6,685
	18:00	1,050	1,750	24					1,450	106,104			40.0	0	11116.4		6,645
	19:00	1,050	1,800	24					1,439	107,543			40.0	0	11156.4		6,605
	20:00	1,050	1,800	24					1,502	109,045			37.0	0	11193.4		6,568
	21:00	1,050	1,800	24					1,439	110,484			35.0	0	11228.4		6,533
	22:00	1,050	1,800	24					1,501	111,985			35.0	0	11263.4		6,498

Flowback by
Supervisor
Operators
Location Phn#

Cardinal Flow Testing
Alan Tayrien
Troy Smith
979-218-6488

Well Name
Operator
Representative

WGV 22-23-697
Williams Production
Keith Hoffland

					Totals From Below: 169,065								0 12,149.4		6,599		
Date	Time	Wellhead Data			Separator				Gas Production		Fluid Production			Cumulative Prod		Frac Water	
MM/DD/YYYY	hh/mm	Tubing Press Psig	Casing Press Psig	Choke Size Ins.	Static Press. Psig	Diff. INS. H2O	Temp °F	Gas %	Approx. Flowrate MMCF/D	Cum. Volume MMCF	Cond. Prod. BO	Tank Gauge In H2O	Water Prod. BW	Cond. Prod. BO	Water Prod. BW	Pumped (1) BW	Yet To Recover BW
	23:00	1,050	1,825	24					1,409	113,394			33.0	0	11296.4		6,465
11/01/07	0:00	1,050	1,825	24					1,450	114,844			37.0	0	11333.4		6,428
	1:00	1,050	1,825	24					1,463	116,307			35.0	0	11368.4		6,393
	2:00	1,050	1,825	24					1,417	117,724			35.0	0	11403.4		6,358
	3:00	1,050	1,825	24					1,542	119,266			32.0	0	11435.4		6,326
	4:00	1,025	1,825	24					1,529	120,795			35.0	0	11470.4		6,291
	5:00	1,025	1,825	24					1,544	122,339			30.0	0	11500.4		6,261
	6:00	1,025	1,825	24					1,627	123,966			35.0	0	11535.4		6,226
	7:00	1,075	1,800	24					1,595	125,561			30.0	0	11565.4		6,196
	8:00	1,075	1,800	24					1,696	127,257			30.0	0	11595.4		6,166
	9:00	1,075	1,800	24					1,712	128,969			27.0	0	11622.4		6,139
	10:00	1,050	1,800	24					1,730	130,699			30.0	0	11652.4		6,109
	11:00	1,050	1,800	24					1,760	132,459			25.0	0	11677.4		6,084
	12:00	1,050	1,800	24					1,764	134,223			25.0	0	11702.4		6,059
	13:00	1,050	1,800	24					1,772	135,995			27.0	0	11729.4		6,032
	14:00	1,050	1,800	24					1,875	137,870			27.0	0	11756.4		6,005
	15:00	1,050	1,800	24					1,844	139,714			23.0	0	11779.4		5,982
	16:00	1,025	1,800	24					1,893	141,607			27.0	0	11806.4		5,955
	17:00	1,025	1,775	24					1,990	143,597			30.0	0	11836.4		5,925
	18:00	1,025	1,775	24					2,047	145,644			25.0	0	11861.4		5,900
	19:00	1,025	1,775	24					1,950	147,594			25.0	0	11886.4		5,875
	20:00	1,025	1,775	24					1,920	149,514			25.0	0	11911.4		5,850
	21:00	1,025	1,775	24					1,894	151,408			23.0	0	11934.4		5,827
	22:00	1,025	1,750	24					1,890	153,298			20.0	0	11954.4		5,807
	23:00	1,025	1,750	24					1,845	155,143			25.0	0	11979.4		5,782
11/02/07	0:00	1,025	1,725	24					1,948	157,091			25.0	0	12004.4		5,757
	1:00	1,000	1,725	24					1,973	159,064			23.0	0	12027.4		5,734
	2:00	1,000	1,725	24					2,034	161,098			20.0	0	12047.4		5,714
	3:00	1,000	1,725	24					2,062	163,160			25.0	0	12072.4		5,689
	4:00	1,000	1,700	24					1,956	165,116			25.0	0	12097.4		5,664
	5:00	1,000	1,700	24					1,994	167,110			25.0	0	12122.4		5,639
	6:00	1,000	1,700	24					1,955	169,065			27.0	0	12149.4		5,612
	7:00									169,065				0	12149.4		5,612
	8:00									169,065			0.0	0	12149.4		5,612
	9:00									169,065			0.0	0	12149.4		5,612
	10:00									169,065			0.0	0	12149.4		5,612
	11:00									169,065			0.0	0	12149.4		5,612
	12:00									169,065			0.0	0	12149.4		5,612
	13:00									169,065			0.0	0	12149.4		5,612
	14:00									169,065			0.0	0	12149.4		5,612
	15:00									169,065			0.0	0	12149.4		5,612
	16:00									169,065			0.0	0	12149.4		5,612
	17:00									169,065			0.0	0	12149.4		5,612
	18:00									169,065			0.0	0	12149.4		5,612
	19:00									169,065			0.0	0	12149.4		5,612
	20:00									169,065			0.0	0	12149.4		5,612
	21:00									169,065			0.0	0	12149.4		5,612
	22:00									169,065			0.0	0	12149.4		5,612
	23:00									169,065			0.0	0	12149.4		5,612
	0:00									169,065			0.0	0	12149.4		5,612

Flowback by
Supervisor
Operators
Location Phn#

Cardinal Flow Testing
Alan Tayrien
Troy Smith
979-218-6488

Well Name
Operator
Representative

WGV 22-23-697
Williams Production
Keith Hoffland

									Totals From Below: 169,065					0 12,149.4		6,599	
Date	Time	Wellhead Data			Separator				Gas Production		Fluid Production			Cumulative Prod		Frac Water	
MM/DD/YYYY	hh/mm	Tubing Press Psig	Casing Press Psig	Choke Size Ins.	Static Press. Psig	Diff. INS. H2O	Temp °F	Gas %	Approx. Flowrate MMCF/D	Cum. Volume MMCF	Cond. Prod. BO	Tank Gauge In H2O	Water Prod. BW	Cond. Prod. BO	Water Prod. BW	Pumped (1) BW	Yet To Recover BW
	1:00									169,065			0.0	0	12149.4		5,612
	2:00									169,065			0.0	0	12149.4		5,612
	3:00									169,065			0.0	0	12149.4		5,612
	4:00									169,065			0.0	0	12149.4		5,612
	5:00									169,065			0.0	0	12149.4		5,612
	6:00									169,065			0.0	0	12149.4		5,612
	7:00									169,065			0.0	0	12149.4		5,612
	8:00									169,065			0.0	0	12149.4		5,612
	9:00									169,065			0.0	0	12149.4		5,612
	10:00									169,065			0.0	0	12149.4		5,612
	11:00									169,065			0.0	0	12149.4		5,612
	12:00									169,065			0.0	0	12149.4		5,612
	13:00									169,065			0.0	0	12149.4		5,612
	14:00									169,065			0.0	0	12149.4		5,612
	15:00									169,065			0.0	0	12149.4		5,612
	16:00									169,065			0.0	0	12149.4		5,612
	17:00									169,065			0.0	0	12149.4		5,612
	18:00									169,065			0.0	0	12149.4		5,612
	19:00									169,065			0.0	0	12149.4		5,612
	20:00									169,065			0.0	0	12149.4		5,612
	21:00									169,065			0.0	0	12149.4		5,612
	22:00									169,065			0.0	0	12149.4		5,612
	23:00									169,065			0.0	0	12149.4		5,612
	0:00									169,065			0.0	0	12149.4		5,612
	1:00									169,065			0.0	0	12149.4		5,612
	2:00									169,065			0.0	0	12149.4		5,612
	3:00									169,065			0.0	0	12149.4		5,612
	4:00									169,065			0.0	0	12149.4		5,612
	5:00									169,065			0.0	0	12149.4		5,612
	6:00									169,065			0.0	0	12149.4		5,612
	7:00									169,065			0.0	0	12149.4		5,612
	8:00									169,065			0.0	0	12149.4		5,612
	9:00									169,065			0.0	0	12149.4		5,612
	10:00									169,065			0.0	0	12149.4		5,612
	11:00									169,065			0.0	0	12149.4		5,612
	12:00									169,065			0.0	0	12149.4		5,612
	13:00									169,065			0.0	0	12149.4		5,612
	14:00									169,065			0.0	0	12149.4		5,612
	15:00									169,065			0.0	0	12149.4		5,612
	16:00									169,065			0.0	0	12149.4		5,612
	17:00									169,065			0.0	0	12149.4		5,612
	18:00									169,065			0.0	0	12149.4		5,612
	19:00									169,065			0.0	0	12149.4		5,612
	20:00									169,065			0.0	0	12149.4		5,612
	21:00									169,065			0.0	0	12149.4		5,612
	22:00									169,065			0.0	0	12149.4		5,612
	23:00									169,065			0.0	0	12149.4		5,612

Flowback by
Supervisor
Operators
Location Phn#

Cardinal Flow Testing
Alan Tayrien
Troy Smith
979-218-6488

Well Name
Operator
Representative

WGV 22-23-697
Williams Production
Keith Hoffland

									Totals From Below: 219,010						0 12,697.4		6,599	
Date	Time	Wellhead Data			Separator				Gas Production		Fluid Production			Cumulative Prod		Frac Water		
MM/DD/YYYY	hh/mm	Tubing Press Psig	Casing Press Psig	Choke Size Ins.	Static Press. Psig	Diff. INS. H2O	Temp °F	Gas %	Approx. Flowrate MMCF/D	Cum. Volume MMCF	Cond. Prod. BO	Tank Gauge In H2O	Water Prod. BW	Cond. Prod. BO	Water Prod. BW	Pumped (1) BW	Yet To Recover BW	
10/15/07	7:00									0			0.0	0	0.0		0	
	8:00									0			0.0	0	0.0		0	
	9:00									0			0.0	0	0.0		0	
	10:00									0			0.0	0	0.0		0	
	11:00									0			0.0	0	0.0		0	
	12:00									0			0.0	0	0.0		0	
	13:00									0			0.0	0	0.0		0	
	14:00									0			0.0	0	0.0		0	
	15:00									0			0.0	0	0.0		0	
	16:00									0			0.0	0	0.0	6,486	6,486	
	17:00		250	48						0			75.0	0	75.0		6,411	
	18:00		225	48						0			150.0	0	225.0		6,261	
	19:00		175	48						0			100.0	0	325.0		6,161	
	20:00		150	48						0			80.0	0	405.0		6,081	
	21:00		150	48						0			80.0	0	485.0		6,001	
	22:00		125	48						0			70.0	0	555.0		5,931	
	23:00		100	48						0			60.0	0	615.0		5,871	
10/16/07	0:00		100	48						0			60.0	0	675.0		5,811	
	1:00		100	48						0			60.0	0	735.0		5,751	
	2:00		75	48						0			50.0	0	785.0		5,701	
	3:00		75	48						0			50.0	0	835.0		5,651	
	4:00		50	48						0			50.0	0	885.0		5,601	
	5:00		50	48						0			40.0	0	925.0		5,561	
	6:00		50	48						0			40.0	0	965.0		5,521	
	7:00									0			0.0	0	965.0		5,521	
	8:00									0			0.0	0	965.0		5,521	
	9:35									0			0.0	0	965.0		5,521	
	10:00									0			0.0	0	965.0		5,521	
	11:00									0			0.0	0	965.0		5,521	
	12:00									0			0.0	0	965.0		5,521	
	13:00									0			0.0	0	965.0		5,521	
	14:00									0			0.0	0	965.0	6,599	12,120	
	15:00		150	48						0			0.0	0	965.0		12,120	
	16:00		50	48						0			50.0	0	1015.0		12,070	
	17:00		25	48						0			30.0	0	1045.0		12,040	
	18:00		0	48						0			0.0	0	1045.0		12,040	
	19:00		0	48						0			0.0	0	1045.0		12,040	
	20:00		0	48						0			0.0	0	1045.0		12,040	
	21:35		0	48						0			0.0	0	1045.0		12,040	
	22:00		0	48						0			0.0	0	1045.0		12,040	
	23:00		0	48						0			0.0	0	1045.0		12,040	
10/17/07	0:00		0	48						0			0.0	0	1045.0		12,040	
	1:00		0	48						0			0.0	0	1045.0		12,040	
	2:00		0	48						0			0.0	0	1045.0		12,040	
	3:00		0	48						0			0.0	0	1045.0		12,040	
	4:00		0	48						0			0.0	0	1045.0		12,040	
	5:00		0	48						0			0.0	0	1045.0		12,040	
	6:00		0	48						0			0.0	0	1045.0		12,040	
	7:00									0			0.0	0	1045.0		12,040	
	8:00									0			0.0	0	1045.0		12,040	

Flowback by
Supervisor
Operators
Location Phn#

Cardinal Flow Testing
Alan Tayrien
Troy Smith
979-218-6488

Well Name
Operator
Representative

WGV 22-23-697
Williams Production
Keith Hoffland

							Totals From Below: 219,010							0 12,697.4		6,599	
Date	Time	Wellhead Data			Separator				Gas Production		Fluid Production			Cumulative Prod		Frac Water	
MM/DD/YYYY	hh/mm	Tubing Press Psig	Casing Press Psig	Choke Size Ins.	Static Press. Psig	Diff. INS. H2O	Temp °F	Gas %	Approx. Flowrate MMCF/D	Cum. Volume MMCF	Cond. Prod. BO	Tank Gauge In H2O	Water Prod. BW	Cond. Prod. BO	Water Prod. BW	Pumped (1) BW	Yet To Recover BW
	9:00									0			0.0	0	1045.0		12,040
	10:00									0			0.0	0	1045.0		12,040
	11:00									0			0.0	0	1045.0		12,040
	12:00									0			0.0	0	1045.0		12,040
	13:00									0			0.0	0	1045.0		12,040
	14:00									0			0.0	0	1045.0		12,040
	15:00									0			0.0	0	1045.0		12,040
	16:00									0			0.0	0	1045.0		12,040
	17:00									0			0.0	0	1045.0	4,676	16,716
	18:00		300	32						0			0.0	0	1045.0		16,716
	19:00		300	32						0			20.0	0	1065.0		16,696
	20:00		400	32						0			50.0	0	1115.0		16,646
	21:00		300	32						0			30.0	0	1145.0		16,616
	22:00		400	32						0			40.0	0	1185.0		16,576
	23:00		550	24						0			40.0	0	1225.0		16,536
10/18/07	0:00		650	24						0			60.0	0	1285.0		16,476
	1:00		650	24						0			60.0	0	1345.0		16,416
	2:00		625	24						0			60.0	0	1405.0		16,356
	3:00		600	24						0			60.0	0	1465.0		16,296
	4:00		600	24						0			60.0	0	1525.0		16,236
	5:00		600	24						0			50.0	0	1575.0		16,186
	6:00		600	24						0			60.0	0	1635.0		16,126
	7:00		500	24						0			40.0	0	1675.0		16,086
	8:00		450	24						0			40.0	0	1715.0		16,046
	9:00		400	32						0			40.0	0	1755.0		16,006
	10:00		375	32						0			34.0	0	1789.0		15,972
	11:00		400	32						0			34.0	0	1823.0		15,938
	12:00		400	32						0			30.0	0	1853.0		15,908
	13:00		400	32						0			30.0	0	1883.0		15,878
	14:00		375	32						0			34.0	0	1917.0		15,844
	15:00		350	32						0			40.0	0	1957.0		15,804
	16:00		350	32						0			30.0	0	1987.0		15,774
	17:00		350	32						0			30.0	0	2017.0		15,744
	18:00		350	32						0			30.0	0	2047.0		15,714
	19:00		300	32						0			34.0	0	2081.0		15,680
	20:00		300	32						0			25.0	0	2106.0		15,655
	21:00		300	32						0			30.0	0	2136.0		15,625
	22:00		300	32						0			30.0	0	2166.0		15,595
	23:00		325	32						0			30.0	0	2196.0		15,565
10/19/07	0:00		325	32						0			25.0	0	2221.0		15,540
	1:00		350	32						0			25.0	0	2246.0		15,515
	2:00		325	32						0			30.0	0	2276.0		15,485
	3:00		300	32						0			30.0	0	2306.0		15,455
	4:00		300	32						0			20.0	0	2326.0		15,435
	5:00		300	32						0			30.0	0	2356.0		15,405
	6:00		325	32						0			30.0	0	2386.0		15,375
	7:00		300	32						0			30.0	0	2416.0		15,345
	8:00		300	32						0			30.0	0	2446.0		15,315
	9:00		300	32						0			30.0	0	2476.0		15,285
	10:00		275	32						0			30.0	0	2506.0		15,255

Flowback by
Supervisor
Operators
Location Phn#

Cardinal Flow Testing
Alan Tayrien
Troy Smith
979-218-6488

Well Name
Operator
Representative

WGV 22-23-697
Williams Production
Keith Hoffland

									Totals From Below: 219,010						0 12,697.4		6,599	
Date	Time	Wellhead Data			Separator				Gas Production		Fluid Production			Cumulative Prod		Frac Water		
MM/DD/YYYY	hh/mm	Tubing Press Psig	Casing Press Psig	Choke Size Ins.	Static Press. Psig	Diff. INS. H2O	Temp °F	Gas %	Approx. Flowrate MMCF/D	Cum. Volume MMCF	Cond. Prod. BO	Tank Gauge In H2O	Water Prod. BW	Cond. Prod. BO	Water Prod. BW	Pumped (1) BW	Yet To Recover BW	
	11:00		325	48						0			40.0	0	2546.0		15,215	
	12:00		375	48						0			50.0	0	2596.0		15,165	
	13:00		450	48						0			40.0	0	2636.0		15,125	
	14:00		550	48						0			40.0	0	2676.0		15,085	
	15:00		575	48						0			30.0	0	2706.0		15,055	
	16:00		550	24						0			30.0	0	2736.0		15,025	
	17:00		550	24						0			30.0	0	2766.0		14,995	
	18:00		500	24						0			25.0	0	2791.0		14,970	
	19:00		450	24						0			25.0	0	2816.0		14,945	
	20:00		425	24						0			30.0	0	2846.0		14,915	
	21:00		400	24						0			30.0	0	2876.0		14,885	
	22:00		400	32						0			30.0	0	2906.0		14,855	
	23:00		375	32						0			30.0	0	2936.0		14,825	
10/20/07	0:00		375	32						0			30.0	0	2966.0		14,795	
	1:00		400	32						0			30.0	0	2996.0		14,765	
	2:00		425	32						0			30.0	0	3026.0		14,735	
	3:00		450	32						0			30.0	0	3056.0		14,705	
	4:00		475	32						0			30.0	0	3086.0		14,675	
	5:00		525	32						0			30.0	0	3116.0		14,645	
	6:00		525	24						0			30.0	0	3146.0		14,615	
	7:00		600	24						0			20.0	0	3166.0		14,595	
	8:00		600	24						0			20.0	0	3186.0		14,575	
	9:00		600	24						0			20.0	0	3206.0		14,555	
	10:00		600	24						0			20.0	0	3226.0		14,535	
	11:00		600	24						0			20.0	0	3246.0		14,515	
	12:00		600	24						0			20.0	0	3266.0		14,495	
	13:00		550	24						0			30.0	0	3296.0		14,465	
	14:00		600	24						0			20.0	0	3316.0		14,445	
	15:00		600	24						0			30.0	0	3346.0		14,415	
	16:00		600	24						0			20.0	0	3366.0		14,395	
	17:00		600	24						0			20.0	0	3386.0		14,375	
	18:00		625	24						0			20.0	0	3406.0		14,355	
	19:00		625	24						0			20.0	0	3426.0		14,335	
	20:00		625	24						0			20.0	0	3446.0		14,315	
	21:00		650	24						0			20.0	0	3466.0		14,295	
	22:00		650	24						0			20.0	0	3486.0		14,275	
	23:00		650	24						0			20.0	0	3506.0		14,255	
10/21/07	0:00		650	24						0			20.0	0	3526.0		14,235	
	1:00		675	24						0			20.0	0	3546.0		14,215	
	2:00		675	24						0			20.0	0	3566.0		14,195	
	3:00		675	24						0			20.0	0	3586.0		14,175	
	4:00		675	24						0			20.0	0	3606.0		14,155	
	5:00		675	24						0			20.0	0	3626.0		14,135	
	6:00		675	24						0			20.0	0	3646.0		14,115	
	7:00		675	24						0			20.0	0	3666.0		14,095	
	8:00		675	24						0			20.0	0	3686.0		14,075	
	9:00		675	24						0			20.0	0	3706.0		14,055	
	10:00		675	24						0			20.0	0	3726.0		14,035	
	11:00		675	24						0			20.0	0	3746.0		14,015	
	12:00		700	24						0			20.0	0	3766.0		13,995	

Flowback by
Supervisor
Operators
Location Phn#

Cardinal Flow Testing
Alan Tayrien
Troy Smith
979-218-6488

Well Name
Operator
Representative

WGV 22-23-697
Williams Production
Keith Hoffland

									Totals From Below: 219,010						0 12,697.4		6,599	
Date	Time	Wellhead Data			Separator				Gas Production		Fluid Production			Cumulative Prod		Frac Water		
MM/DD/YYYY	hh/mm	Tubing Press Psig	Casing Press Psig	Choke Size Ins.	Static Press. Psig	Diff. INS. H2O	Temp °F	Gas %	Approx. Flowrate MMCF/D	Cum. Volume MMCF	Cond. Prod. BO	Tank Gauge In H2O	Water Prod. BW	Cond. Prod. BO	Water Prod. BW	Pumped (1) BW	Yet To Recover BW	
	13:00		700	24						0			20.0	0	3786.0		13,975	
	14:00		700	24						0			20.0	0	3806.0		13,955	
	15:00		700	24						0			25.0	0	3831.0		13,930	
	16:00		700	24						0			20.0	0	3851.0		13,910	
	17:00		700	24						0			20.0	0	3871.0		13,890	
	18:00		700	24						0			20.0	0	3891.0		13,870	
	19:00		700	24						0			25.0	0	3916.0		13,845	
	20:00		700	24						0			20.0	0	3936.0		13,825	
	21:00		700	24						0			20.0	0	3956.0		13,805	
	22:00		700	24						0			20.0	0	3976.0		13,785	
	23:00		700	24						0			20.0	0	3996.0		13,765	
10/22/07	0:00		700	24						0			20.0	0	4016.0		13,745	
	1:00		700	24						0			20.0	0	4036.0		13,725	
	2:00		700	24						0			20.0	0	4056.0		13,705	
	3:00		700	24						0			25.0	0	4081.0		13,680	
	4:00		700	24						0			20.0	0	4101.0		13,660	
	5:00		700	24						0			20.0	0	4121.0		13,640	
	6:00		700	24						0			20.0	0	4141.0		13,620	
	7:00		700	24						0			20.0	0	4161.0		13,600	
	8:00		700	24						0			20.0	0	4181.0		13,580	
	9:00		700	24						0			25.0	0	4206.0		13,555	
	10:00		700	24						0			20.0	0	4226.0		13,535	
	11:00		700	24						0			20.0	0	4246.0		13,515	
	12:00		700	24						0			20.0	0	4266.0		13,495	
	13:00		700	24						0			17.0	0	4283.0		13,478	
	14:00		700	24						0			17.0	0	4300.0		13,461	
	15:00		675	24						0			20.0	0	4320.0		13,441	
	16:00		675	24						0			20.0	0	4340.0		13,421	
	17:00		675	24						0			20.0	0	4360.0		13,401	
	18:00		675	24						0			17.0	0	4377.0		13,384	
	19:00		675	24						0			17.0	0	4394.0		13,367	
	20:00		675	24						0			20.0	0	4414.0		13,347	
	21:00		675	24						0			20.0	0	4434.0		13,327	
	22:00		650	24						0			17.0	0	4451.0		13,310	
	23:00		650	24						0			20.0	0	4471.0		13,290	
10/23/07	0:00		650	24						0			20.0	0	4491.0		13,270	
	1:00		650	24						0			20.0	0	4511.0		13,250	
	2:00		650	24						0			20.0	0	4531.0		13,230	
	3:00		650	24						0			17.0	0	4548.0		13,213	
	4:00		650	24						0			20.0	0	4568.0		13,193	
	5:00		650	24						0			20.0	0	4588.0		13,173	
	6:00		650	24						0			20.0	0	4608.0		13,153	
	7:00		625	24						0			20.0	0	4628.0		13,133	
	8:00		625	24						0			20.0	0	4648.0		13,113	
	9:00		625	24						0			20.0	0	4668.0		13,093	
	10:00		625	24						0			17.0	0	4685.0		13,076	
	11:00		625	24						0			17.0	0	4702.0		13,059	
	12:00		625	24						0			15.0	0	4717.0		13,044	
	13:00		625	24						0			17.0	0	4734.0		13,027	
	14:00		600	24						0			17.0	0	4751.0		13,010	

Flowback by
Supervisor
Operators
Location Phn#

Cardinal Flow Testing
Alan Tayrien
Troy Smith
979-218-6488

Well Name
Operator
Representative

WGV 22-23-697
Williams Production
Keith Hoffland

					Totals From Below: 219,010								0 12,697.4		6,599		
Date	Time	Wellhead Data			Separator				Gas Production		Fluid Production			Cumulative Prod		Frac Water	
MM/DD/YYYY	hh/mm	Tubing Press Psig	Casing Press Psig	Choke Size Ins.	Static Press. Psig	Diff. INS. H2O	Temp °F	Gas %	Approx. Flowrate MMCF/D	Cum. Volume MMCF	Cond. Prod. BO	Tank Gauge In H2O	Water Prod. BW	Cond. Prod. BO	Water Prod. BW	Pumped (1) BW	Yet To Recover BW
	15:00		600	24						0			15.0	0	4766.0		12,995
	16:00		600	24						0			15.0	0	4781.0		12,980
	17:00		600	24						0			15.0	0	4796.0		12,965
	18:00		600	24						0			15.0	0	4811.0		12,950
	19:00		600	24						0			17.0	0	4828.0		12,933
	20:00		600	24						0			15.0	0	4843.0		12,918
	21:00		600	24						0			15.0	0	4858.0		12,903
	22:00		600	24						0			15.0	0	4873.0		12,888
	23:00		600	24						0			15.0	0	4888.0		12,873
10/24/07	0:00		600	24						0			15.0	0	4903.0		12,858
	1:00		600	24						0			15.0	0	4918.0		12,843
	2:00		600	24						0			15.0	0	4933.0		12,828
	3:00		600	24						0			17.0	0	4950.0		12,811
	4:00		575	24						0			15.0	0	4965.0		12,796
	5:00		575	24						0			15.0	0	4980.0		12,781
	6:00		575	24						0			15.0	0	4995.0		12,766
	7:00		575	24						0			15.0	0	5010.0		12,751
	8:00		575	24						0			17.0	0	5027.0		12,734
	9:00		575	24						0			17.0	0	5044.0		12,717
	10:00		575	24						0			17.0	0	5061.0		12,700
	11:00		575	24						0			15.0	0	5076.0		12,685
	12:00		575	24						0			15.0	0	5091.0		12,670
	13:00		600	24					1184.0	1,184			15.0	0	5106.0		12,655
	14:00		600	24					1063.0	2,247			17.0	0	5123.0		12,638
	15:00		600	24					1119.0	3,366			15.0	0	5138.0		12,623
	16:00		575	24					1114.0	4,480			15.0	0	5153.0		12,608
	17:00		575	24					1111.0	5,591			12.0	0	5165.0		12,596
	18:00		550	24					1112.0	6,703			15.0	0	5180.0		12,581
	19:00		550	24					1097.0	7,800			15.0	0	5195.0		12,566
	20:00		550	24					1106.0	8,906			12.0	0	5207.0		12,554
	21:00		550	24					1089.0	9,995			15.0	0	5222.0		12,539
	22:00		550	24					1,065	11,060			17.0	0	5239.0		12,522
	23:00		550	24					1,080	12,140			12.0	0	5251.0		12,510
10/25/07	0:00		550	24					1,084	13,224			15.0	0	5266.0		12,495
	1:00		550	24					1,074	14,298			15.0	0	5281.0		12,480
	2:00		550	24					1,028	15,326			15.0	0	5296.0		12,465
	3:00		550	24					1,068	16,394			12.0	0	5308.0		12,453
	4:00		550	24					1,045	17,439			17.0	0	5325.0		12,436
	5:00		550	24					1,048	18,487			15.0	0	5340.0		12,421
	6:00		525	24					1,051	19,538			15.0	0	5355.0		12,406
	7:00		550	24					1,041	20,579			12.0	0	5367.0		12,394
	8:00		550	24					1,065	21,644			12.0	0	5379.0		12,382
	9:00		550	24					1,003	22,647			15.0	0	5394.0		12,367
	10:00		550	24					1,001	23,648			12.0	0	5406.0		12,355
	11:00		525	24					969	24,617			10.0	0	5416.0		12,345
	12:00		525	24					1,032	25,649			12.0	0	5428.0		12,333
	13:00		525	24					1,114	26,763			10.0	0	5438.0		12,323
	14:00		525	24					1,107	27,870			10.0	0	5448.0		12,313
	15:00		525	24					1,031	28,901			10.0	0	5458.0		12,303
	16:00		525	24					1,029	29,930			8.0	0	5466.0		12,295

Flowback by
Supervisor
Operators
Location Phn#

Cardinal Flow Testing
Alan Tayrien
Troy Smith
979-218-6488

Well Name
Operator
Representative

WGV 22-23-697
Williams Production
Keith Hoffland

									Totals From Below: 219,010						0 12,697.4		6,599	
Date	Time	Wellhead Data			Separator				Gas Production		Fluid Production			Cumulative Prod		Frac Water		
MM/DD/YYYY	hh/mm	Tubing Press Psig	Casing Press Psig	Choke Size Ins.	Static Press. Psig	Diff. INS. H2O	Temp °F	Gas %	Approx. Flowrate MMCF/D	Cum. Volume MMCF	Cond. Prod. BO	Tank Gauge In H2O	Water Prod. BW	Cond. Prod. BO	Water Prod. BW	Pumped (1) BW	Yet To Recover BW	
	17:00		525	24					1,006	30,936			12.0	0	5478.0		12,283	
	18:00		525	24					1,059	31,995			8.0	0	5486.0		12,275	
	19:00		550	24					1,111	33,106			10.0	0	5496.0		12,265	
	20:00		475	24					1,043	34,149			10.0	0	5506.0		12,255	
	21:00		525	24					1,014	35,163			8.0	0	5514.0		12,247	
	22:00		550	24					1,295	36,458			8.0	0	5522.0		12,239	
	23:00		450	24					941	37,399			8.0	0	5530.0		12,231	
10/26/07	0:00		550	24					998	38,397			10.0	0	5540.0		12,221	
	1:00		550	24					979	39,376			8.0	0	5548.0		12,213	
	2:00		525	24					1,197	40,573			8.0	0	5556.0		12,205	
	3:00		525	24					1,256	41,829			8.0	0	5564.0		12,197	
	4:00		475	24					897	42,726			10.0	0	5574.0		12,187	
	5:00		500	24					852	43,578			8.0	0	5582.0		12,179	
	6:00		500	24					1,003	44,581			8.0	0	5590.0		12,171	
	7:00									44,581			0.0	0	5590.0		12,171	
	8:00									44,581			0.0	0	5590.0		12,171	
	9:00									44,581			0.0	0	5590.0		12,171	
	10:00									44,581			0.0	0	5590.0		12,171	
	11:00									44,581			0.0	0	5590.0		12,171	
	12:00									44,581			0.0	0	5590.0		12,171	
	13:00									44,581			0.0	0	5590.0		12,171	
	14:00									44,581			0.0	0	5590.0		12,171	
	15:00									44,581			0.0	0	5590.0		12,171	
	16:00		500	32						44,581			0.0	0	5590.0		12,171	
	17:00		450	32						44,581			30.0	0	5620.0		12,141	
	18:00		400	32						44,581			30.0	0	5650.0		12,111	
	19:00		375	32						44,581			35.0	0	5685.0		12,076	
	20:00		400	24						44,581			30.0	0	5715.0		12,046	
	21:00		425	24						44,581			25.0	0	5740.0		12,021	
	22:00		425	24						44,581			25.0	0	5765.0		11,996	
	23:00		425	24						44,581			25.0	0	5790.0		11,971	
	0:00		425	24						44,581			20.0	0	5810.0		11,951	
	1:00		425	24						44,581			20.0	0	5830.0		11,931	
	2:00		425	24						44,581			20.0	0	5850.0		11,911	
	3:00		425	24						44,581			25.0	0	5875.0		11,886	
	4:00		450	24						44,581			20.0	0	5895.0		11,866	
	5:00		425	24						44,581			25.0	0	5920.0		11,841	
	6:00		400	24						44,581			25.0	0	5945.0		11,816	
	7:00		350	24						44,581			20.0	0	5965.0		11,796	
	8:00		375	24					709	45,290			15.0	0	5980.0		11,781	
	9:00		425	24					903	46,193			10.0	0	5990.0		11,771	
	10:00		400	24					833	47,026			10.0	0	6000.0		11,761	
	11:00		400	24					846	47,872			13.0	0	6013.0		11,748	
	12:00		400	24					819	48,691			13.0	0	6026.0		11,735	
	13:00		400	24					793	49,484			10.0	0	6036.0		11,725	
	14:00		400	24					806	50,290			13.0	0	6049.0		11,712	
	15:00		400	24					816	51,106			15.0	0	6064.0		11,697	
	16:00		400	24					851	51,957			10.0	0	6074.0		11,687	
	17:00		400	24					783	52,740			13.0	0	6087.0		11,674	
	18:00		400	24					844	53,584			10.0	0	6097.0		11,664	

Flowback by
Supervisor
Operators
Location Phn#

Cardinal Flow Testing
Alan Tayrien
Troy Smith
979-218-6488

Well Name
Operator
Representative

WGV 22-23-697
Williams Production
Keith Hoffland

									Totals From Below: 219,010						0 12,697.4		6,599	
Date	Time	Wellhead Data			Separator				Gas Production		Fluid Production			Cumulative Prod		Frac Water		
MM/DD/YYYY	hh/mm	Tubing Press Psig	Casing Press Psig	Choke Size Ins.	Static Press. Psig	Diff. INS. H2O	Temp °F	Gas %	Approx. Flowrate MMCF/D	Cum. Volume MMCF	Cond. Prod. BO	Tank Gauge In H2O	Water Prod. BW	Cond. Prod. BO	Water Prod. BW	Pumped (1) BW	Yet To Recover BW	
	19:00		400	24					937	54,521			8.0	0	6105.0		11,656	
	20:00		400	24					803	55,324			10.0	0	6115.0		11,646	
	21:00		400	24					790	56,114			13.0	0	6128.0		11,633	
	22:00		400	24					784	56,898			10.0	0	6138.0		11,623	
	23:00		400	24					793	57,691			10.0	0	6148.0		11,613	
10/28/07	0:00		400	24					765	58,456			13.0	0	6161.0		11,600	
	1:00		400	24					743	59,199			10.0	0	6171.0		11,590	
	2:00		400	24					759	59,958			10.0	0	6181.0		11,580	
	3:00		400	24					741	60,699			13.0	0	6194.0		11,567	
	4:00		400	24					765	61,464			10.0	0	6204.0		11,557	
	5:00		400	24					757	62,221			8.0	0	6212.0		11,549	
	6:00		400	24					740	62,961			10.0	0	6222.0		11,539	
	7:00		400	24					757	63,718			10.0	0	6232.0		11,529	
	8:00		400	24					741	64,459			10.0	0	6242.0		11,519	
	9:00		400	24					765	65,224			7.0	0	6249.0		11,512	
	10:00		400	24					763	65,987			7.0	0	6256.0		11,505	
	11:00		400	24					723	66,710			10.0	0	6266.0		11,495	
	12:00		400	24					719	67,429			8.0	0	6274.0		11,487	
	13:00		400	24					742	68,171			8.0	0	6282.0		11,479	
	14:00		400	24					733	68,904			10.0	0	6292.0		11,469	
	15:00		400	24					728	69,632			8.0	0	6300.0		11,461	
	16:00		400	24					761	70,393			8.0	0	6308.0		11,453	
	17:00		400	24					715	71,108			7.0	0	6315.0		11,446	
	18:00		400	24					697	71,805			10.0	0	6325.0		11,436	
	19:00		400	24					718	72,523			7.0	0	6332.0		11,429	
	20:00		400	24					699	73,222			7.0	0	6339.0		11,422	
	21:00		400	24					681	73,903			10.0	0	6349.0		11,412	
	22:00		400	24					730	74,633			8.0	0	6357.0		11,404	
	23:00		400	24					727	75,360			8.0	0	6365.0		11,396	
10/29/07	0:00		400	24					710	76,070			10.0	0	6375.0		11,386	
	1:00		400	24					731	76,801			10.0	0	6385.0		11,376	
	2:00		400	24					692	77,493			8.0	0	6393.0		11,368	
	3:00		400	24					720	78,213			8.0	0	6401.0		11,360	
	4:00		400	24					711	78,924			8.0	0	6409.0		11,352	
	5:00		400	24					698	79,622			7.0	0	6416.0		11,345	
	6:00		400	24					702	80,324			8.0	0	6424.0		11,337	
	7:00		400	24					663	80,987			10.0	0	6434.0		11,327	
	8:00									80,987			0.0	0	6434.0		11,327	
	9:00									80,987			0.0	0	6434.0		11,327	
	10:00									80,987			0.0	0	6434.0		11,327	
	11:00									80,987			0.0	0	6434.0		11,327	
	12:00									80,987			0.0	0	6434.0		11,327	
	13:00									80,987			0.0	0	6434.0		11,327	
	14:00									80,987			0.0	0	6434.0		11,327	
	15:00									80,987			0.0	0	6434.0		11,327	
	16:00									80,987			0.0	0	6434.0		11,327	
	17:00		700	32						80,987			60.0	0	6494.0		11,267	
	18:00		650	32						80,987			60.0	0	6554.0		11,207	
	19:00		750	32						80,987			70.0	0	6624.0		11,137	
	20:00		775	24						80,987			55.0	0	6679.0		11,082	

Flowback by
Supervisor
Operators
Location Phn#

Cardinal Flow Testing
Alan Tayrien
Troy Smith
979-218-6488

Well Name
Operator
Representative

WGV 22-23-697
Williams Production
Keith Hoffland

								Totals From Below: 219,010						0 12,697.4		6,599	
Date	Time	Wellhead Data			Separator				Gas Production		Fluid Production			Cumulative Prod		Frac Water	
MM/DD/YYYY	hh/mm	Tubing Press Psig	Casing Press Psig	Choke Size Ins.	Static Press. Psig	Diff. INS. H2O	Temp °F	Gas %	Approx. Flowrate MMCF/D	Cum. Volume MMCF	Cond. Prod. BO	Tank Gauge In H2O	Water Prod. BW	Cond. Prod. BO	Water Prod. BW	Pumped (1) BW	Yet To Recover BW
	21:00		775	24						80,987			60.0	0	6739.0		11,022
	22:00		800	24						80,987			50.0	0	6789.0		10,972
	23:00		800	24					628	81,615			45.0	0	6834.0		10,927
10/30/07	0:00		800	24					619	82,234			40.0	0	6874.0		10,887
	1:00		825	24					751	82,985			47.0	0	6921.0		10,840
	2:00		825	24					795	83,780			43.0	0	6964.0		10,797
	3:00		850	24					813	84,593			40.0	0	7004.0		10,757
	4:00		900	24					900	85,493			47.0	0	7051.0		10,710
	5:00		900	24					1,015	86,508			50.0	0	7101.0		10,660
	6:00		900	24					994	87,502			45.0	0	7146.0		10,615
	7:00									87,502			0.0	0	7146.0		10,615
	8:00									87,502			0.0	0	7146.0		10,615
	9:00									87,502			0.0	0	7146.0		10,615
	10:00									87,502			0.0	0	7146.0		10,615
	11:00									87,502			0.0	0	7146.0		10,615
	12:00									87,502			0.0	0	7146.0		10,615
	13:00		900	32						87,502			0.0	0	7146.0		10,615
	14:00		900	32						87,502		70.0	316.4	0	7462.4		10,299
	15:00		950	32						87,502		75.0	339.0	0	7801.4		9,960
	16:00		950	32						87,502		75.0	339.0	0	8140.4		9,621
	17:00		950	24						87,502		60.0	271.2	0	8411.6		9,349
	18:00		950	24					737	88,239		50.0	226.0	0	8637.6		9,123
	19:00		950	24					896	89,135		50.0	226.0	0	8863.6		8,897
	20:00		950	24					851	89,986		50.0	226.0	0	9089.6		8,671
	21:00		1,000	24					1,013	90,999		45.0	203.4	0	9293.0		8,468
	22:00		1,000	24					1,211	92,210		40.0	180.8	0	9473.8		8,287
	23:00		1,000	24					1,340	93,550		45.0	203.4	0	9677.2		8,084
10/31/07	0:00		1,000	24					1,365	94,915		40.0	180.8	0	9858.0		7,903
	1:00		1,000	24					1,322	96,237		40.0	180.8	0	10038.8		7,722
	2:00		1,000	24					1,332	97,569		40.0	180.8	0	10219.6		7,541
	3:00		1,000	24					1,408	98,977		38.0	171.8	0	10391.4		7,370
	4:00		1,000	24					1,379	100,356		45.0	203.4	0	10594.8		7,166
	5:00		1,000	24					1,412	101,768		40.0	180.8	0	10775.6		6,985
	6:00		1,000	24					1,432	103,200		40.0	180.8	0	10956.4		6,805
	7:00		1,000	24						103,200			0.0	0	10956.4		6,805
	8:00			32						103,200			0.0	0	10956.4		6,805
	9:00			32						103,200			0.0	0	10956.4		6,805
	10:00			32						103,200			0.0	0	10956.4		6,805
	11:00			32						103,200			0.0	0	10956.4		6,805
	12:00			32						103,200			0.0	0	10956.4		6,805
	13:00	0	1,350	32						103,200			0.0	0	10956.4		6,805
	14:00	0	1,500	32						103,200			0.0	0	10956.4		6,805
	15:00	0	1,600	32						103,200			0.0	0	10956.4		6,805
	16:00	1,050	1,700	24						103,200			70.0	0	11026.4		6,735
	17:00	1,050	1,750	24					1,454	104,654			50.0	0	11076.4		6,685
	18:00	1,050	1,750	24					1,450	106,104			40.0	0	11116.4		6,645
	19:00	1,050	1,800	24					1,439	107,543			40.0	0	11156.4		6,605
	20:00	1,050	1,800	24					1,502	109,045			37.0	0	11193.4		6,568
	21:00	1,050	1,800	24					1,439	110,484			35.0	0	11228.4		6,533
	22:00	1,050	1,800	24					1,501	111,985			35.0	0	11263.4		6,498

Flowback by
Supervisor
Operators
Location Phn#

Cardinal Flow Testing
Alan Tayrien
Troy Smith
979-218-6488

Well Name
Operator
Representative

WGV 22-23-697
Williams Production
Keith Hoffland

					Totals From Below: 219,010								0 12,697.4		6,599		
Date	Time	Wellhead Data			Separator				Gas Production		Fluid Production			Cumulative Prod		Frac Water	
MM/DD/YYYY	hh/mm	Tubing Press Psig	Casing Press Psig	Choke Size Ins.	Static Press. Psig	Diff. INS. H2O	Temp °F	Gas %	Approx. Flowrate MMCF/D	Cum. Volume MMCF	Cond. Prod. BO	Tank Gauge In H2O	Water Prod. BW	Cond. Prod. BO	Water Prod. BW	Pumped (1) BW	Yet To Recover BW
	23:00	1,050	1,825	24					1,409	113,394			33.0	0	11296.4		6,465
11/01/07	0:00	1,050	1,825	24					1,450	114,844			37.0	0	11333.4		6,428
	1:00	1,050	1,825	24					1,463	116,307			35.0	0	11368.4		6,393
	2:00	1,050	1,825	24					1,417	117,724			35.0	0	11403.4		6,358
	3:00	1,050	1,825	24					1,542	119,266			32.0	0	11435.4		6,326
	4:00	1,025	1,825	24					1,529	120,795			35.0	0	11470.4		6,291
	5:00	1,025	1,825	24					1,544	122,339			30.0	0	11500.4		6,261
	6:00	1,025	1,825	24					1,627	123,966			35.0	0	11535.4		6,226
	7:00	1,075	1,800	24					1,595	125,561			30.0	0	11565.4		6,196
	8:00	1,075	1,800	24					1,696	127,257			30.0	0	11595.4		6,166
	9:00	1,075	1,800	24					1,712	128,969			27.0	0	11622.4		6,139
	10:00	1,050	1,800	24					1,730	130,699			30.0	0	11652.4		6,109
	11:00	1,050	1,800	24					1,760	132,459			25.0	0	11677.4		6,084
	12:00	1,050	1,800	24					1,764	134,223			25.0	0	11702.4		6,059
	13:00	1,050	1,800	24					1,772	135,995			27.0	0	11729.4		6,032
	14:00	1,050	1,800	24					1,875	137,870			27.0	0	11756.4		6,005
	15:00	1,050	1,800	24					1,844	139,714			23.0	0	11779.4		5,982
	16:00	1,025	1,800	24					1,893	141,607			27.0	0	11806.4		5,955
	17:00	1,025	1,775	24					1,990	143,597			30.0	0	11836.4		5,925
	18:00	1,025	1,775	24					2,047	145,644			25.0	0	11861.4		5,900
	19:00	1,025	1,775	24					1,950	147,594			25.0	0	11886.4		5,875
	20:00	1,025	1,775	24					1,920	149,514			25.0	0	11911.4		5,850
	21:00	1,025	1,775	24					1,894	151,408			23.0	0	11934.4		5,827
	22:00	1,025	1,750	24					1,890	153,298			20.0	0	11954.4		5,807
	23:00	1,025	1,750	24					1,845	155,143			25.0	0	11979.4		5,782
11/02/07	0:00	1,025	1,725	24					1,948	157,091			25.0	0	12004.4		5,757
	1:00	1,000	1,725	24					1,973	159,064			23.0	0	12027.4		5,734
	2:00	1,000	1,725	24					2,034	161,098			20.0	0	12047.4		5,714
	3:00	1,000	1,725	24					2,062	163,160			25.0	0	12072.4		5,689
	4:00	1,000	1,700	24					1,956	165,116			25.0	0	12097.4		5,664
	5:00	1,000	1,700	24					1,994	167,110			25.0	0	12122.4		5,639
	6:00	1,000	1,700	24					1,955	169,065			27.0	0	12149.4		5,612
	7:00	1,000	1,700	24					1,980	171,045			23.0	0	12172.4		5,589
	8:00	1,000	1,700	24					2,062	173,107			23.0	0	12195.4		5,566
	9:00	1,000	1,700	24					2,137	175,244			25.0	0	12220.4		5,541
	10:00	1,000	1,700	24					2,100	177,344			23.0	0	12243.4		5,518
	11:00	1,000	1,700	24					2,112	179,456			23.0	0	12266.4		5,495
	12:00	1,000	1,700	24					2,098	181,554			25.0	0	12291.4		5,470
	13:00	1,000	1,650	24					2,070	183,624			25.0	0	12316.4		5,445
	14:00	1,000	1,650	24					2,055	185,679			20.0	0	12336.4		5,425
	15:00	1,000	1,650	24					2,047	187,726			25.0	0	12361.4		5,400
	16:00	1,000	1,650	24					2,061	189,787			23.0	0	12384.4		5,377
	17:00	1,000	1,650	24					2,082	191,869			23.0	0	12407.4		5,354
	18:00	1,000	1,625	24					2,059	193,928			25.0	0	12432.4		5,329
	19:00	1,025	1,625	24					2,095	196,023			20.0	0	12452.4		5,309
	20:00	1,025	1,625	24					2,067	198,090			20.0	0	12472.4		5,289
	21:00	1,025	1,625	24					2,084	200,174			25.0	0	12497.4		5,264
	22:00	1,025	1,600	24					2,038	202,212			22.0	0	12519.4		5,242
	23:00	1,025	1,600	24					2,089	204,301			20.0	0	12539.4		5,222
11/03/07	0:00	1,025	1,600	24					2,097	206,398			25.0	0	12564.4		5,197

Flowback by
Supervisor
Operators
Location Phn#

Cardinal Flow Testing
Alan Tayrien
Troy Smith
979-218-6488

Well Name
Operator
Representative

WGV 22-23-697
Williams Production
Keith Hoffland

									Totals From Below: 219,010						0	12,697.4	6,599	
Date MM/DD/YYYY	Time hh/mm	Wellhead Data			Separator				Gas Production		Fluid Production			Cumulative Prod		Frac Water		
		Tubing Press Psig	Casing Press Psig	Choke Size Ins.	Static Press. Psig	Diff. INS. H2O	Temp °F	Gas %	Approx. Flowrate MMCF/D	Cum. Volume MMCF	Cond. Prod. BO	Tank Gauge In H2O	Water Prod. BW	Cond. Prod. BO	Water Prod. BW	Pumped (1) BW	Yet To Recover BW	
	1:00	1,025	1,600	24					2,041	208,439			20.0	0	12584.4		5,177	
	2:00	1,025	1,575	24					2,184	210,623			25.0	0	12609.4		5,152	
	3:00	1,025	1,600	24					2,109	212,732			25.0	0	12634.4		5,127	
	4:00	1,000	1,575	24					2,127	214,859			23.0	0	12657.4		5,104	
	5:00	1,000	1,575	24					2,096	216,955			20.0	0	12677.4		5,084	
	6:00	1,000	1,575	24					2,055	219,010			20.0	0	12697.4		5,064	
	7:00									219,010			0.0	0	12697.4		5,064	
	8:00									219,010			0.0	0	12697.4		5,064	
	9:00									219,010			0.0	0	12697.4		5,064	
	10:00									219,010			0.0	0	12697.4		5,064	
	11:00									219,010			0.0	0	12697.4		5,064	
	12:00									219,010			0.0	0	12697.4		5,064	
	13:00									219,010			0.0	0	12697.4		5,064	
	14:00									219,010			0.0	0	12697.4		5,064	
	15:00									219,010			0.0	0	12697.4		5,064	
	16:00									219,010			0.0	0	12697.4		5,064	
	17:00									219,010			0.0	0	12697.4		5,064	
	18:00									219,010			0.0	0	12697.4		5,064	
	19:00									219,010			0.0	0	12697.4		5,064	
	20:00									219,010			0.0	0	12697.4		5,064	
	21:00									219,010			0.0	0	12697.4		5,064	
	22:00									219,010			0.0	0	12697.4		5,064	
	23:00									219,010			0.0	0	12697.4		5,064	
	0:00									219,010			0.0	0	12697.4		5,064	
	1:00									219,010			0.0	0	12697.4		5,064	
	2:00									219,010			0.0	0	12697.4		5,064	
	3:00									219,010			0.0	0	12697.4		5,064	
	4:00									219,010			0.0	0	12697.4		5,064	
	5:00									219,010			0.0	0	12697.4		5,064	
	6:00									219,010			0.0	0	12697.4		5,064	
	7:00									219,010			0.0	0	12697.4		5,064	
	8:00									219,010			0.0	0	12697.4		5,064	
	9:00									219,010			0.0	0	12697.4		5,064	
	10:00									219,010			0.0	0	12697.4		5,064	
	11:00									219,010			0.0	0	12697.4		5,064	
	12:00									219,010			0.0	0	12697.4		5,064	
	13:00									219,010			0.0	0	12697.4		5,064	
	14:00									219,010			0.0	0	12697.4		5,064	
	15:00									219,010			0.0	0	12697.4		5,064	
	16:00									219,010			0.0	0	12697.4		5,064	
	17:00									219,010			0.0	0	12697.4		5,064	
	18:00									219,010			0.0	0	12697.4		5,064	
	19:00									219,010			0.0	0	12697.4		5,064	
	20:00									219,010			0.0	0	12697.4		5,064	
	21:00									219,010			0.0	0	12697.4		5,064	
	22:00									219,010			0.0	0	12697.4		5,064	
	23:00									219,010			0.0	0	12697.4		5,064	

Flowback by
Supervisor
Operators
Location Phn#

Cardinal Flow Testing
Alan Tayrien
Troy Smith
979-218-6488

Well Name
Operator
Representative

WGV 22-23-697
Williams Production
Keith Hoffland

									Totals From Below: 268,884						0 13,185.4		6,599	
Date	Time	Wellhead Data			Separator				Gas Production		Fluid Production			Cumulative Prod		Frac Water		
MM/DD/YYYY	hh/mm	Tubing Press Psig	Casing Press Psig	Choke Size Ins.	Static Press. Psig	Diff. INS. H2O	Temp °F	Gas %	Approx. Flowrate MMCF/D	Cum. Volume MMCF	Cond. Prod. BO	Tank Gauge In H2O	Water Prod. BW	Cond. Prod. BO	Water Prod. BW	Pumped (1) BW	Yet To Recover BW	
10/15/07	7:00									0			0.0	0	0.0		0	
	8:00									0			0.0	0	0.0		0	
	9:00									0			0.0	0	0.0		0	
	10:00									0			0.0	0	0.0		0	
	11:00									0			0.0	0	0.0		0	
	12:00									0			0.0	0	0.0		0	
	13:00									0			0.0	0	0.0		0	
	14:00									0			0.0	0	0.0		0	
	15:00									0			0.0	0	0.0		0	
	16:00									0			0.0	0	0.0	6,486	6,486	
	17:00		250	48						0			75.0	0	75.0		6,411	
	18:00		225	48						0			150.0	0	225.0		6,261	
	19:00		175	48						0			100.0	0	325.0		6,161	
	20:00		150	48						0			80.0	0	405.0		6,081	
	21:00		150	48						0			80.0	0	485.0		6,001	
	22:00		125	48						0			70.0	0	555.0		5,931	
	23:00		100	48						0			60.0	0	615.0		5,871	
10/16/07	0:00		100	48						0			60.0	0	675.0		5,811	
	1:00		100	48						0			60.0	0	735.0		5,751	
	2:00		75	48						0			50.0	0	785.0		5,701	
	3:00		75	48						0			50.0	0	835.0		5,651	
	4:00		50	48						0			50.0	0	885.0		5,601	
	5:00		50	48						0			40.0	0	925.0		5,561	
	6:00		50	48						0			40.0	0	965.0		5,521	
	7:00									0			0.0	0	965.0		5,521	
	8:00									0			0.0	0	965.0		5,521	
	9:35									0			0.0	0	965.0		5,521	
	10:00									0			0.0	0	965.0		5,521	
	11:00									0			0.0	0	965.0		5,521	
	12:00									0			0.0	0	965.0		5,521	
	13:00									0			0.0	0	965.0		5,521	
	14:00									0			0.0	0	965.0	6,599	12,120	
	15:00		150	48						0			0.0	0	965.0		12,120	
	16:00		50	48						0			50.0	0	1015.0		12,070	
	17:00		25	48						0			30.0	0	1045.0		12,040	
	18:00		0	48						0			0.0	0	1045.0		12,040	
	19:00		0	48						0			0.0	0	1045.0		12,040	
	20:00		0	48						0			0.0	0	1045.0		12,040	
	21:35		0	48						0			0.0	0	1045.0		12,040	
	22:00		0	48						0			0.0	0	1045.0		12,040	
	23:00		0	48						0			0.0	0	1045.0		12,040	
10/17/07	0:00		0	48						0			0.0	0	1045.0		12,040	
	1:00		0	48						0			0.0	0	1045.0		12,040	
	2:00		0	48						0			0.0	0	1045.0		12,040	
	3:00		0	48						0			0.0	0	1045.0		12,040	
	4:00		0	48						0			0.0	0	1045.0		12,040	
	5:00		0	48						0			0.0	0	1045.0		12,040	
	6:00		0	48						0			0.0	0	1045.0		12,040	
	7:00									0			0.0	0	1045.0		12,040	
	8:00									0			0.0	0	1045.0		12,040	

Flowback by
Supervisor
Operators
Location Phn#

Cardinal Flow Testing
Alan Tayrien
Troy Smith
979-218-6488

Well Name
Operator
Representative

WGV 22-23-697
Williams Production
Keith Hoffland

									Totals From Below: 268,884						0 13,185.4		6,599	
Date	Time	Wellhead Data			Separator				Gas Production		Fluid Production			Cumulative Prod		Frac Water		
MM/DD/YYYY	hh/mm	Tubing Press Psig	Casing Press Psig	Choke Size Ins.	Static Press. Psig	Diff. INS. H2O	Temp °F	Gas %	Approx. Flowrate MMCF/D	Cum. Volume MMCF	Cond. Prod. BO	Tank Gauge In H2O	Water Prod. BW	Cond. Prod. BO	Water Prod. BW	Pumped (1) BW	Yet To Recover BW	
	9:00									0			0.0	0	1045.0		12,040	
	10:00									0			0.0	0	1045.0		12,040	
	11:00									0			0.0	0	1045.0		12,040	
	12:00									0			0.0	0	1045.0		12,040	
	13:00									0			0.0	0	1045.0		12,040	
	14:00									0			0.0	0	1045.0		12,040	
	15:00									0			0.0	0	1045.0		12,040	
	16:00									0			0.0	0	1045.0		12,040	
	17:00									0			0.0	0	1045.0	4,676	16,716	
	18:00		300	32						0			0.0	0	1045.0		16,716	
	19:00		300	32						0			20.0	0	1065.0		16,696	
	20:00		400	32						0			50.0	0	1115.0		16,646	
	21:00		300	32						0			30.0	0	1145.0		16,616	
	22:00		400	32						0			40.0	0	1185.0		16,576	
	23:00		550	24						0			40.0	0	1225.0		16,536	
10/18/07	0:00		650	24						0			60.0	0	1285.0		16,476	
	1:00		650	24						0			60.0	0	1345.0		16,416	
	2:00		625	24						0			60.0	0	1405.0		16,356	
	3:00		600	24						0			60.0	0	1465.0		16,296	
	4:00		600	24						0			60.0	0	1525.0		16,236	
	5:00		600	24						0			50.0	0	1575.0		16,186	
	6:00		600	24						0			60.0	0	1635.0		16,126	
	7:00		500	24						0			40.0	0	1675.0		16,086	
	8:00		450	24						0			40.0	0	1715.0		16,046	
	9:00		400	32						0			40.0	0	1755.0		16,006	
	10:00		375	32						0			34.0	0	1789.0		15,972	
	11:00		400	32						0			34.0	0	1823.0		15,938	
	12:00		400	32						0			30.0	0	1853.0		15,908	
	13:00		400	32						0			30.0	0	1883.0		15,878	
	14:00		375	32						0			34.0	0	1917.0		15,844	
	15:00		350	32						0			40.0	0	1957.0		15,804	
	16:00		350	32						0			30.0	0	1987.0		15,774	
	17:00		350	32						0			30.0	0	2017.0		15,744	
	18:00		350	32						0			30.0	0	2047.0		15,714	
	19:00		300	32						0			34.0	0	2081.0		15,680	
	20:00		300	32						0			25.0	0	2106.0		15,655	
	21:00		300	32						0			30.0	0	2136.0		15,625	
	22:00		300	32						0			30.0	0	2166.0		15,595	
	23:00		325	32						0			30.0	0	2196.0		15,565	
10/19/07	0:00		325	32						0			25.0	0	2221.0		15,540	
	1:00		350	32						0			25.0	0	2246.0		15,515	
	2:00		325	32						0			30.0	0	2276.0		15,485	
	3:00		300	32						0			30.0	0	2306.0		15,455	
	4:00		300	32						0			20.0	0	2326.0		15,435	
	5:00		300	32						0			30.0	0	2356.0		15,405	
	6:00		325	32						0			30.0	0	2386.0		15,375	
	7:00		300	32						0			30.0	0	2416.0		15,345	
	8:00		300	32						0			30.0	0	2446.0		15,315	
	9:00		300	32						0			30.0	0	2476.0		15,285	
	10:00		275	32						0			30.0	0	2506.0		15,255	

Flowback by
Supervisor
Operators
Location Phn#

Cardinal Flow Testing
Alan Tayrien
Troy Smith
979-218-6488

Well Name
Operator
Representative

WGV 22-23-697
Williams Production
Keith Hoffland

					Totals From Below: 268,884								0 13,185.4		6,599		
Date	Time	Wellhead Data			Separator				Gas Production		Fluid Production			Cumulative Prod		Frac Water	
MM/DD/YYYY	hh/mm	Tubing Press Psig	Casing Press Psig	Choke Size Ins.	Static Press. Psig	Diff. INS. H2O	Temp °F	Gas %	Approx. Flowrate MMCF/D	Cum. Volume MMCF	Cond. Prod. BO	Tank Gauge In H2O	Water Prod. BW	Cond. Prod. BO	Water Prod. BW	Pumped (1) BW	Yet To Recover BW
	11:00		325	48						0			40.0	0	2546.0		15,215
	12:00		375	48						0			50.0	0	2596.0		15,165
	13:00		450	48						0			40.0	0	2636.0		15,125
	14:00		550	48						0			40.0	0	2676.0		15,085
	15:00		575	48						0			30.0	0	2706.0		15,055
	16:00		550	24						0			30.0	0	2736.0		15,025
	17:00		550	24						0			30.0	0	2766.0		14,995
	18:00		500	24						0			25.0	0	2791.0		14,970
	19:00		450	24						0			25.0	0	2816.0		14,945
	20:00		425	24						0			30.0	0	2846.0		14,915
	21:00		400	24						0			30.0	0	2876.0		14,885
	22:00		400	32						0			30.0	0	2906.0		14,855
	23:00		375	32						0			30.0	0	2936.0		14,825
10/20/07	0:00		375	32						0			30.0	0	2966.0		14,795
	1:00		400	32						0			30.0	0	2996.0		14,765
	2:00		425	32						0			30.0	0	3026.0		14,735
	3:00		450	32						0			30.0	0	3056.0		14,705
	4:00		475	32						0			30.0	0	3086.0		14,675
	5:00		525	32						0			30.0	0	3116.0		14,645
	6:00		525	24						0			30.0	0	3146.0		14,615
	7:00		600	24						0			20.0	0	3166.0		14,595
	8:00		600	24						0			20.0	0	3186.0		14,575
	9:00		600	24						0			20.0	0	3206.0		14,555
	10:00		600	24						0			20.0	0	3226.0		14,535
	11:00		600	24						0			20.0	0	3246.0		14,515
	12:00		600	24						0			20.0	0	3266.0		14,495
	13:00		550	24						0			30.0	0	3296.0		14,465
	14:00		600	24						0			20.0	0	3316.0		14,445
	15:00		600	24						0			30.0	0	3346.0		14,415
	16:00		600	24						0			20.0	0	3366.0		14,395
	17:00		600	24						0			20.0	0	3386.0		14,375
	18:00		625	24						0			20.0	0	3406.0		14,355
	19:00		625	24						0			20.0	0	3426.0		14,335
	20:00		625	24						0			20.0	0	3446.0		14,315
	21:00		650	24						0			20.0	0	3466.0		14,295
	22:00		650	24						0			20.0	0	3486.0		14,275
	23:00		650	24						0			20.0	0	3506.0		14,255
10/21/07	0:00		650	24						0			20.0	0	3526.0		14,235
	1:00		675	24						0			20.0	0	3546.0		14,215
	2:00		675	24						0			20.0	0	3566.0		14,195
	3:00		675	24						0			20.0	0	3586.0		14,175
	4:00		675	24						0			20.0	0	3606.0		14,155
	5:00		675	24						0			20.0	0	3626.0		14,135
	6:00		675	24						0			20.0	0	3646.0		14,115
	7:00		675	24						0			20.0	0	3666.0		14,095
	8:00		675	24						0			20.0	0	3686.0		14,075
	9:00		675	24						0			20.0	0	3706.0		14,055
	10:00		675	24						0			20.0	0	3726.0		14,035
	11:00		675	24						0			20.0	0	3746.0		14,015
	12:00		700	24						0			20.0	0	3766.0		13,995

Flowback by
Supervisor
Operators
Location Phn#

Cardinal Flow Testing
Alan Tayrien
Troy Smith
979-218-6488

Well Name
Operator
Representative

WGV 22-23-697
Williams Production
Keith Hoffland

									Totals From Below: 268,884						0 13,185.4		6,599	
Date	Time	Wellhead Data			Separator				Gas Production		Fluid Production			Cumulative Prod		Frac Water		
MM/DD/YYYY	hh/mm	Tubing Press Psig	Casing Press Psig	Choke Size Ins.	Static Press. Psig	Diff. INS. H2O	Temp °F	Gas %	Approx. Flowrate MMCF/D	Cum. Volume MMCF	Cond. Prod. BO	Tank Gauge In H2O	Water Prod. BW	Cond. Prod. BO	Water Prod. BW	Pumped (1) BW	Yet To Recover BW	
	13:00		700	24						0			20.0	0	3786.0		13,975	
	14:00		700	24						0			20.0	0	3806.0		13,955	
	15:00		700	24						0			25.0	0	3831.0		13,930	
	16:00		700	24						0			20.0	0	3851.0		13,910	
	17:00		700	24						0			20.0	0	3871.0		13,890	
	18:00		700	24						0			20.0	0	3891.0		13,870	
	19:00		700	24						0			25.0	0	3916.0		13,845	
	20:00		700	24						0			20.0	0	3936.0		13,825	
	21:00		700	24						0			20.0	0	3956.0		13,805	
	22:00		700	24						0			20.0	0	3976.0		13,785	
	23:00		700	24						0			20.0	0	3996.0		13,765	
10/22/07	0:00		700	24						0			20.0	0	4016.0		13,745	
	1:00		700	24						0			20.0	0	4036.0		13,725	
	2:00		700	24						0			20.0	0	4056.0		13,705	
	3:00		700	24						0			25.0	0	4081.0		13,680	
	4:00		700	24						0			20.0	0	4101.0		13,660	
	5:00		700	24						0			20.0	0	4121.0		13,640	
	6:00		700	24						0			20.0	0	4141.0		13,620	
	7:00		700	24						0			20.0	0	4161.0		13,600	
	8:00		700	24						0			20.0	0	4181.0		13,580	
	9:00		700	24						0			25.0	0	4206.0		13,555	
	10:00		700	24						0			20.0	0	4226.0		13,535	
	11:00		700	24						0			20.0	0	4246.0		13,515	
	12:00		700	24						0			20.0	0	4266.0		13,495	
	13:00		700	24						0			17.0	0	4283.0		13,478	
	14:00		700	24						0			17.0	0	4300.0		13,461	
	15:00		675	24						0			20.0	0	4320.0		13,441	
	16:00		675	24						0			20.0	0	4340.0		13,421	
	17:00		675	24						0			20.0	0	4360.0		13,401	
	18:00		675	24						0			17.0	0	4377.0		13,384	
	19:00		675	24						0			17.0	0	4394.0		13,367	
	20:00		675	24						0			20.0	0	4414.0		13,347	
	21:00		675	24						0			20.0	0	4434.0		13,327	
	22:00		650	24						0			17.0	0	4451.0		13,310	
	23:00		650	24						0			20.0	0	4471.0		13,290	
10/23/07	0:00		650	24						0			20.0	0	4491.0		13,270	
	1:00		650	24						0			20.0	0	4511.0		13,250	
	2:00		650	24						0			20.0	0	4531.0		13,230	
	3:00		650	24						0			17.0	0	4548.0		13,213	
	4:00		650	24						0			20.0	0	4568.0		13,193	
	5:00		650	24						0			20.0	0	4588.0		13,173	
	6:00		650	24						0			20.0	0	4608.0		13,153	
	7:00		625	24						0			20.0	0	4628.0		13,133	
	8:00		625	24						0			20.0	0	4648.0		13,113	
	9:00		625	24						0			20.0	0	4668.0		13,093	
	10:00		625	24						0			17.0	0	4685.0		13,076	
	11:00		625	24						0			17.0	0	4702.0		13,059	
	12:00		625	24						0			15.0	0	4717.0		13,044	
	13:00		625	24						0			17.0	0	4734.0		13,027	
	14:00		600	24						0			17.0	0	4751.0		13,010	

Flowback by
Supervisor
Operators
Location Phn#

Cardinal Flow Testing
Alan Tayrien
Troy Smith
979-218-6488

Well Name
Operator
Representative

WGV 22-23-697
Williams Production
Keith Hoffland

									Totals From Below: 268,884						0 13,185.4		6,599	
Date	Time	Wellhead Data			Separator				Gas Production		Fluid Production			Cumulative Prod		Frac Water		
MM/DD/YYYY	hh/mm	Tubing Press Psig	Casing Press Psig	Choke Size Ins.	Static Press. Psig	Diff. INS. H2O	Temp °F	Gas %	Approx. Flowrate MMCF/D	Cum. Volume MMCF	Cond. Prod. BO	Tank Gauge In H2O	Water Prod. BW	Cond. Prod. BO	Water Prod. BW	Pumped (1) BW	Yet To Recover BW	
	15:00		600	24						0			15.0	0	4766.0		12,995	
	16:00		600	24						0			15.0	0	4781.0		12,980	
	17:00		600	24						0			15.0	0	4796.0		12,965	
	18:00		600	24						0			15.0	0	4811.0		12,950	
	19:00		600	24						0			17.0	0	4828.0		12,933	
	20:00		600	24						0			15.0	0	4843.0		12,918	
	21:00		600	24						0			15.0	0	4858.0		12,903	
	22:00		600	24						0			15.0	0	4873.0		12,888	
	23:00		600	24						0			15.0	0	4888.0		12,873	
10/24/07	0:00		600	24						0			15.0	0	4903.0		12,858	
	1:00		600	24						0			15.0	0	4918.0		12,843	
	2:00		600	24						0			15.0	0	4933.0		12,828	
	3:00		600	24						0			17.0	0	4950.0		12,811	
	4:00		575	24						0			15.0	0	4965.0		12,796	
	5:00		575	24						0			15.0	0	4980.0		12,781	
	6:00		575	24						0			15.0	0	4995.0		12,766	
	7:00		575	24						0			15.0	0	5010.0		12,751	
	8:00		575	24						0			17.0	0	5027.0		12,734	
	9:00		575	24						0			17.0	0	5044.0		12,717	
	10:00		575	24						0			17.0	0	5061.0		12,700	
	11:00		575	24						0			15.0	0	5076.0		12,685	
	12:00		575	24						0			15.0	0	5091.0		12,670	
	13:00		600	24					1184.0	1,184			15.0	0	5106.0		12,655	
	14:00		600	24					1063.0	2,247			17.0	0	5123.0		12,638	
	15:00		600	24					1119.0	3,366			15.0	0	5138.0		12,623	
	16:00		575	24					1114.0	4,480			15.0	0	5153.0		12,608	
	17:00		575	24					1111.0	5,591			12.0	0	5165.0		12,596	
	18:00		550	24					1112.0	6,703			15.0	0	5180.0		12,581	
	19:00		550	24					1097.0	7,800			15.0	0	5195.0		12,566	
	20:00		550	24					1106.0	8,906			12.0	0	5207.0		12,554	
	21:00		550	24					1089.0	9,995			15.0	0	5222.0		12,539	
	22:00		550	24					1,065	11,060			17.0	0	5239.0		12,522	
	23:00		550	24					1,080	12,140			12.0	0	5251.0		12,510	
10/25/07	0:00		550	24					1,084	13,224			15.0	0	5266.0		12,495	
	1:00		550	24					1,074	14,298			15.0	0	5281.0		12,480	
	2:00		550	24					1,028	15,326			15.0	0	5296.0		12,465	
	3:00		550	24					1,068	16,394			12.0	0	5308.0		12,453	
	4:00		550	24					1,045	17,439			17.0	0	5325.0		12,436	
	5:00		550	24					1,048	18,487			15.0	0	5340.0		12,421	
	6:00		525	24					1,051	19,538			15.0	0	5355.0		12,406	
	7:00		550	24					1,041	20,579			12.0	0	5367.0		12,394	
	8:00		550	24					1,065	21,644			12.0	0	5379.0		12,382	
	9:00		550	24					1,003	22,647			15.0	0	5394.0		12,367	
	10:00		550	24					1,001	23,648			12.0	0	5406.0		12,355	
	11:00		525	24					969	24,617			10.0	0	5416.0		12,345	
	12:00		525	24					1,032	25,649			12.0	0	5428.0		12,333	
	13:00		525	24					1,114	26,763			10.0	0	5438.0		12,323	
	14:00		525	24					1,107	27,870			10.0	0	5448.0		12,313	
	15:00		525	24					1,031	28,901			10.0	0	5458.0		12,303	
	16:00		525	24					1,029	29,930			8.0	0	5466.0		12,295	

Flowback by
Supervisor
Operators
Location Phn#

Cardinal Flow Testing
Alan Tayrien
Troy Smith
979-218-6488

Well Name
Operator
Representative

WGV 22-23-697
Williams Production
Keith Hoffland

									Totals From Below: 268,884						0 13,185.4		6,599	
Date	Time	Wellhead Data			Separator				Gas Production		Fluid Production			Cumulative Prod		Frac Water		
MM/DD/YYYY	hh/mm	Tubing Press Psig	Casing Press Psig	Choke Size Ins.	Static Press. Psig	Diff. INS. H2O	Temp °F	Gas %	Approx. Flowrate MMCF/D	Cum. Volume MMCF	Cond. Prod. BO	Tank Gauge In H2O	Water Prod. BW	Cond. Prod. BO	Water Prod. BW	Pumped (1) BW	Yet To Recover BW	
	17:00		525	24					1,006	30,936			12.0	0	5478.0		12,283	
	18:00		525	24					1,059	31,995			8.0	0	5486.0		12,275	
	19:00		550	24					1,111	33,106			10.0	0	5496.0		12,265	
	20:00		475	24					1,043	34,149			10.0	0	5506.0		12,255	
	21:00		525	24					1,014	35,163			8.0	0	5514.0		12,247	
	22:00		550	24					1,295	36,458			8.0	0	5522.0		12,239	
	23:00		450	24					941	37,399			8.0	0	5530.0		12,231	
10/26/07	0:00		550	24					998	38,397			10.0	0	5540.0		12,221	
	1:00		550	24					979	39,376			8.0	0	5548.0		12,213	
	2:00		525	24					1,197	40,573			8.0	0	5556.0		12,205	
	3:00		525	24					1,256	41,829			8.0	0	5564.0		12,197	
	4:00		475	24					897	42,726			10.0	0	5574.0		12,187	
	5:00		500	24					852	43,578			8.0	0	5582.0		12,179	
	6:00		500	24					1,003	44,581			8.0	0	5590.0		12,171	
	7:00									44,581			0.0	0	5590.0		12,171	
	8:00									44,581			0.0	0	5590.0		12,171	
	9:00									44,581			0.0	0	5590.0		12,171	
	10:00									44,581			0.0	0	5590.0		12,171	
	11:00									44,581			0.0	0	5590.0		12,171	
	12:00									44,581			0.0	0	5590.0		12,171	
	13:00									44,581			0.0	0	5590.0		12,171	
	14:00									44,581			0.0	0	5590.0		12,171	
	15:00									44,581			0.0	0	5590.0		12,171	
	16:00		500	32						44,581			0.0	0	5590.0		12,171	
	17:00		450	32						44,581			30.0	0	5620.0		12,141	
	18:00		400	32						44,581			30.0	0	5650.0		12,111	
	19:00		375	32						44,581			35.0	0	5685.0		12,076	
	20:00		400	24						44,581			30.0	0	5715.0		12,046	
	21:00		425	24						44,581			25.0	0	5740.0		12,021	
	22:00		425	24						44,581			25.0	0	5765.0		11,996	
	23:00		425	24						44,581			25.0	0	5790.0		11,971	
	0:00		425	24						44,581			20.0	0	5810.0		11,951	
	1:00		425	24						44,581			20.0	0	5830.0		11,931	
	2:00		425	24						44,581			20.0	0	5850.0		11,911	
	3:00		425	24						44,581			25.0	0	5875.0		11,886	
	4:00		450	24						44,581			20.0	0	5895.0		11,866	
	5:00		425	24						44,581			25.0	0	5920.0		11,841	
	6:00		400	24						44,581			25.0	0	5945.0		11,816	
	7:00		350	24						44,581			20.0	0	5965.0		11,796	
	8:00		375	24					709	45,290			15.0	0	5980.0		11,781	
	9:00		425	24					903	46,193			10.0	0	5990.0		11,771	
	10:00		400	24					833	47,026			10.0	0	6000.0		11,761	
	11:00		400	24					846	47,872			13.0	0	6013.0		11,748	
	12:00		400	24					819	48,691			13.0	0	6026.0		11,735	
	13:00		400	24					793	49,484			10.0	0	6036.0		11,725	
	14:00		400	24					806	50,290			13.0	0	6049.0		11,712	
	15:00		400	24					816	51,106			15.0	0	6064.0		11,697	
	16:00		400	24					851	51,957			10.0	0	6074.0		11,687	
	17:00		400	24					783	52,740			13.0	0	6087.0		11,674	
	18:00		400	24					844	53,584			10.0	0	6097.0		11,664	

Flowback by
Supervisor
Operators
Location Phn#

Cardinal Flow Testing
Alan Tayrien
Troy Smith
979-218-6488

Well Name
Operator
Representative

WGV 22-23-697
Williams Production
Keith Hoffland

									Totals From Below: 268,884						0 13,185.4		6,599	
Date	Time	Wellhead Data			Separator				Gas Production		Fluid Production			Cumulative Prod		Frac Water		
MM/DD/YYYY	hh/mm	Tubing Press Psig	Casing Press Psig	Choke Size Ins.	Static Press. Psig	Diff. INS. H2O	Temp °F	Gas %	Approx. Flowrate MMCF/D	Cum. Volume MMCF	Cond. Prod. BO	Tank Gauge In H2O	Water Prod. BW	Cond. Prod. BO	Water Prod. BW	Pumped (1) BW	Yet To Recover BW	
	19:00		400	24					937	54,521			8.0	0	6105.0		11,656	
	20:00		400	24					803	55,324			10.0	0	6115.0		11,646	
	21:00		400	24					790	56,114			13.0	0	6128.0		11,633	
	22:00		400	24					784	56,898			10.0	0	6138.0		11,623	
	23:00		400	24					793	57,691			10.0	0	6148.0		11,613	
10/28/07	0:00		400	24					765	58,456			13.0	0	6161.0		11,600	
	1:00		400	24					743	59,199			10.0	0	6171.0		11,590	
	2:00		400	24					759	59,958			10.0	0	6181.0		11,580	
	3:00		400	24					741	60,699			13.0	0	6194.0		11,567	
	4:00		400	24					765	61,464			10.0	0	6204.0		11,557	
	5:00		400	24					757	62,221			8.0	0	6212.0		11,549	
	6:00		400	24					740	62,961			10.0	0	6222.0		11,539	
	7:00		400	24					757	63,718			10.0	0	6232.0		11,529	
	8:00		400	24					741	64,459			10.0	0	6242.0		11,519	
	9:00		400	24					765	65,224			7.0	0	6249.0		11,512	
	10:00		400	24					763	65,987			7.0	0	6256.0		11,505	
	11:00		400	24					723	66,710			10.0	0	6266.0		11,495	
	12:00		400	24					719	67,429			8.0	0	6274.0		11,487	
	13:00		400	24					742	68,171			8.0	0	6282.0		11,479	
	14:00		400	24					733	68,904			10.0	0	6292.0		11,469	
	15:00		400	24					728	69,632			8.0	0	6300.0		11,461	
	16:00		400	24					761	70,393			8.0	0	6308.0		11,453	
	17:00		400	24					715	71,108			7.0	0	6315.0		11,446	
	18:00		400	24					697	71,805			10.0	0	6325.0		11,436	
	19:00		400	24					718	72,523			7.0	0	6332.0		11,429	
	20:00		400	24					699	73,222			7.0	0	6339.0		11,422	
	21:00		400	24					681	73,903			10.0	0	6349.0		11,412	
	22:00		400	24					730	74,633			8.0	0	6357.0		11,404	
	23:00		400	24					727	75,360			8.0	0	6365.0		11,396	
10/29/07	0:00		400	24					710	76,070			10.0	0	6375.0		11,386	
	1:00		400	24					731	76,801			10.0	0	6385.0		11,376	
	2:00		400	24					692	77,493			8.0	0	6393.0		11,368	
	3:00		400	24					720	78,213			8.0	0	6401.0		11,360	
	4:00		400	24					711	78,924			8.0	0	6409.0		11,352	
	5:00		400	24					698	79,622			7.0	0	6416.0		11,345	
	6:00		400	24					702	80,324			8.0	0	6424.0		11,337	
	7:00		400	24					663	80,987			10.0	0	6434.0		11,327	
	8:00									80,987			0.0	0	6434.0		11,327	
	9:00									80,987			0.0	0	6434.0		11,327	
	10:00									80,987			0.0	0	6434.0		11,327	
	11:00									80,987			0.0	0	6434.0		11,327	
	12:00									80,987			0.0	0	6434.0		11,327	
	13:00									80,987			0.0	0	6434.0		11,327	
	14:00									80,987			0.0	0	6434.0		11,327	
	15:00									80,987			0.0	0	6434.0		11,327	
	16:00									80,987			0.0	0	6434.0		11,327	
	17:00		700	32						80,987			60.0	0	6494.0		11,267	
	18:00		650	32						80,987			60.0	0	6554.0		11,207	
	19:00		750	32						80,987			70.0	0	6624.0		11,137	
	20:00		775	24						80,987			55.0	0	6679.0		11,082	

Flowback by
Supervisor
Operators
Location Phn#

Cardinal Flow Testing
Alan Tayrien
Troy Smith
979-218-6488

Well Name
Operator
Representative

WGV 22-23-697
Williams Production
Keith Hoffland

								Totals From Below: 268,884						0 13,185.4		6,599	
Date	Time	Wellhead Data			Separator				Gas Production		Fluid Production			Cumulative Prod		Frac Water	
MM/DD/YYYY	hh/mm	Tubing Press Psig	Casing Press Psig	Choke Size Ins.	Static Press. Psig	Diff. INS. H2O	Temp °F	Gas %	Approx. Flowrate MMCF/D	Cum. Volume MMCF	Cond. Prod. BO	Tank Gauge In H2O	Water Prod. BW	Cond. Prod. BO	Water Prod. BW	Pumped (1) BW	Yet To Recover BW
	21:00		775	24						80,987			60.0	0	6739.0		11,022
	22:00		800	24						80,987			50.0	0	6789.0		10,972
	23:00		800	24					628	81,615			45.0	0	6834.0		10,927
10/30/07	0:00		800	24					619	82,234			40.0	0	6874.0		10,887
	1:00		825	24					751	82,985			47.0	0	6921.0		10,840
	2:00		825	24					795	83,780			43.0	0	6964.0		10,797
	3:00		850	24					813	84,593			40.0	0	7004.0		10,757
	4:00		900	24					900	85,493			47.0	0	7051.0		10,710
	5:00		900	24					1,015	86,508			50.0	0	7101.0		10,660
	6:00		900	24					994	87,502			45.0	0	7146.0		10,615
	7:00									87,502			0.0	0	7146.0		10,615
	8:00									87,502			0.0	0	7146.0		10,615
	9:00									87,502			0.0	0	7146.0		10,615
	10:00									87,502			0.0	0	7146.0		10,615
	11:00									87,502			0.0	0	7146.0		10,615
	12:00									87,502			0.0	0	7146.0		10,615
	13:00		900	32						87,502			0.0	0	7146.0		10,615
	14:00		900	32						87,502		70.0	316.4	0	7462.4		10,299
	15:00		950	32						87,502		75.0	339.0	0	7801.4		9,960
	16:00		950	32						87,502		75.0	339.0	0	8140.4		9,621
	17:00		950	24						87,502		60.0	271.2	0	8411.6		9,349
	18:00		950	24					737	88,239		50.0	226.0	0	8637.6		9,123
	19:00		950	24					896	89,135		50.0	226.0	0	8863.6		8,897
	20:00		950	24					851	89,986		50.0	226.0	0	9089.6		8,671
	21:00		1,000	24					1,013	90,999		45.0	203.4	0	9293.0		8,468
	22:00		1,000	24					1,211	92,210		40.0	180.8	0	9473.8		8,287
	23:00		1,000	24					1,340	93,550		45.0	203.4	0	9677.2		8,084
10/31/07	0:00		1,000	24					1,365	94,915		40.0	180.8	0	9858.0		7,903
	1:00		1,000	24					1,322	96,237		40.0	180.8	0	10038.8		7,722
	2:00		1,000	24					1,332	97,569		40.0	180.8	0	10219.6		7,541
	3:00		1,000	24					1,408	98,977		38.0	171.8	0	10391.4		7,370
	4:00		1,000	24					1,379	100,356		45.0	203.4	0	10594.8		7,166
	5:00		1,000	24					1,412	101,768		40.0	180.8	0	10775.6		6,985
	6:00		1,000	24					1,432	103,200		40.0	180.8	0	10956.4		6,805
	7:00		1,000	24						103,200			0.0	0	10956.4		6,805
	8:00			32						103,200			0.0	0	10956.4		6,805
	9:00			32						103,200			0.0	0	10956.4		6,805
	10:00			32						103,200			0.0	0	10956.4		6,805
	11:00			32						103,200			0.0	0	10956.4		6,805
	12:00			32						103,200			0.0	0	10956.4		6,805
	13:00	0	1,350	32						103,200			0.0	0	10956.4		6,805
	14:00	0	1,500	32						103,200			0.0	0	10956.4		6,805
	15:00	0	1,600	32						103,200			0.0	0	10956.4		6,805
	16:00	1,050	1,700	24						103,200			70.0	0	11026.4		6,735
	17:00	1,050	1,750	24					1,454	104,654			50.0	0	11076.4		6,685
	18:00	1,050	1,750	24					1,450	106,104			40.0	0	11116.4		6,645
	19:00	1,050	1,800	24					1,439	107,543			40.0	0	11156.4		6,605
	20:00	1,050	1,800	24					1,502	109,045			37.0	0	11193.4		6,568
	21:00	1,050	1,800	24					1,439	110,484			35.0	0	11228.4		6,533
	22:00	1,050	1,800	24					1,501	111,985			35.0	0	11263.4		6,498

Flowback by
Supervisor
Operators
Location Phn#

Cardinal Flow Testing
Alan Tayrien
Troy Smith
979-218-6488

Well Name
Operator
Representative

WGV 22-23-697
Williams Production
Keith Hoffland

							Totals From Below: 268,884							0 13,185.4		6,599	
Date	Time	Wellhead Data			Separator				Gas Production		Fluid Production			Cumulative Prod		Frac Water	
MM/DD/YYYY	hh/mm	Tubing Press Psig	Casing Press Psig	Choke Size Ins.	Static Press. Psig	Diff. INS. H2O	Temp °F	Gas %	Approx. Flowrate MMCF/D	Cum. Volume MMCF	Cond. Prod. BO	Tank Gauge In H2O	Water Prod. BW	Cond. Prod. BO	Water Prod. BW	Pumped (1) BW	Yet To Recover BW
	23:00	1,050	1,825	24					1,409	113,394			33.0	0	11296.4		6,465
11/01/07	0:00	1,050	1,825	24					1,450	114,844			37.0	0	11333.4		6,428
	1:00	1,050	1,825	24					1,463	116,307			35.0	0	11368.4		6,393
	2:00	1,050	1,825	24					1,417	117,724			35.0	0	11403.4		6,358
	3:00	1,050	1,825	24					1,542	119,266			32.0	0	11435.4		6,326
	4:00	1,025	1,825	24					1,529	120,795			35.0	0	11470.4		6,291
	5:00	1,025	1,825	24					1,544	122,339			30.0	0	11500.4		6,261
	6:00	1,025	1,825	24					1,627	123,966			35.0	0	11535.4		6,226
	7:00	1,075	1,800	24					1,595	125,561			30.0	0	11565.4		6,196
	8:00	1,075	1,800	24					1,696	127,257			30.0	0	11595.4		6,166
	9:00	1,075	1,800	24					1,712	128,969			27.0	0	11622.4		6,139
	10:00	1,050	1,800	24					1,730	130,699			30.0	0	11652.4		6,109
	11:00	1,050	1,800	24					1,760	132,459			25.0	0	11677.4		6,084
	12:00	1,050	1,800	24					1,764	134,223			25.0	0	11702.4		6,059
	13:00	1,050	1,800	24					1,772	135,995			27.0	0	11729.4		6,032
	14:00	1,050	1,800	24					1,875	137,870			27.0	0	11756.4		6,005
	15:00	1,050	1,800	24					1,844	139,714			23.0	0	11779.4		5,982
	16:00	1,025	1,800	24					1,893	141,607			27.0	0	11806.4		5,955
	17:00	1,025	1,775	24					1,990	143,597			30.0	0	11836.4		5,925
	18:00	1,025	1,775	24					2,047	145,644			25.0	0	11861.4		5,900
	19:00	1,025	1,775	24					1,950	147,594			25.0	0	11886.4		5,875
	20:00	1,025	1,775	24					1,920	149,514			25.0	0	11911.4		5,850
	21:00	1,025	1,775	24					1,894	151,408			23.0	0	11934.4		5,827
	22:00	1,025	1,750	24					1,890	153,298			20.0	0	11954.4		5,807
	23:00	1,025	1,750	24					1,845	155,143			25.0	0	11979.4		5,782
11/02/07	0:00	1,025	1,725	24					1,948	157,091			25.0	0	12004.4		5,757
	1:00	1,000	1,725	24					1,973	159,064			23.0	0	12027.4		5,734
	2:00	1,000	1,725	24					2,034	161,098			20.0	0	12047.4		5,714
	3:00	1,000	1,725	24					2,062	163,160			25.0	0	12072.4		5,689
	4:00	1,000	1,700	24					1,956	165,116			25.0	0	12097.4		5,664
	5:00	1,000	1,700	24					1,994	167,110			25.0	0	12122.4		5,639
	6:00	1,000	1,700	24					1,955	169,065			27.0	0	12149.4		5,612
	7:00	1,000	1,700	24					1,980	171,045			23.0	0	12172.4		5,589
	8:00	1,000	1,700	24					2,062	173,107			23.0	0	12195.4		5,566
	9:00	1,000	1,700	24					2,137	175,244			25.0	0	12220.4		5,541
	10:00	1,000	1,700	24					2,100	177,344			23.0	0	12243.4		5,518
	11:00	1,000	1,700	24					2,112	179,456			23.0	0	12266.4		5,495
	12:00	1,000	1,700	24					2,098	181,554			25.0	0	12291.4		5,470
	13:00	1,000	1,650	24					2,070	183,624			25.0	0	12316.4		5,445
	14:00	1,000	1,650	24					2,055	185,679			20.0	0	12336.4		5,425
	15:00	1,000	1,650	24					2,047	187,726			25.0	0	12361.4		5,400
	16:00	1,000	1,650	24					2,061	189,787			23.0	0	12384.4		5,377
	17:00	1,000	1,650	24					2,082	191,869			23.0	0	12407.4		5,354
	18:00	1,000	1,625	24					2,059	193,928			25.0	0	12432.4		5,329
	19:00	1,025	1,625	24					2,095	196,023			20.0	0	12452.4		5,309
	20:00	1,025	1,625	24					2,067	198,090			20.0	0	12472.4		5,289
	21:00	1,025	1,625	24					2,084	200,174			25.0	0	12497.4		5,264
	22:00	1,025	1,600	24					2,038	202,212			22.0	0	12519.4		5,242
	23:00	1,025	1,600	24					2,089	204,301			20.0	0	12539.4		5,222
11/03/07	0:00	1,025	1,600	24					2,097	206,398			25.0	0	12564.4		5,197

Flowback by
Supervisor
Operators
Location Phn#

Cardinal Flow Testing
Alan Tayrien
Troy Smith
979-218-6488

Well Name
Operator
Representative

WGV 22-23-697
Williams Production
Keith Hoffland

									Totals From Below: 268,884						0 13,185.4		6,599	
Date	Time	Wellhead Data			Separator				Gas Production		Fluid Production			Cumulative Prod		Frac Water		
MM/DD/YYYY	hh/mm	Tubing Press Psig	Casing Press Psig	Choke Size Ins.	Static Press. Psig	Diff. INS. H2O	Temp °F	Gas %	Approx. Flowrate MMCF/D	Cum. Volume MMCF	Cond. Prod. BO	Tank Gauge In H2O	Water Prod. BW	Cond. Prod. BO	Water Prod. BW	Pumped (1) BW	Yet To Recover BW	
	1:00	1,025	1,600	24					2,041	208,439			20.0	0	12584.4		5,177	
	2:00	1,025	1,575	24					2,184	210,623			25.0	0	12609.4		5,152	
	3:00	1,025	1,600	24					2,109	212,732			25.0	0	12634.4		5,127	
	4:00	1,000	1,575	24					2,127	214,859			23.0	0	12657.4		5,104	
	5:00	1,000	1,575	24					2,096	216,955			20.0	0	12677.4		5,084	
	6:00	1,000	1,575	24					2,055	219,010			20.0	0	12697.4		5,064	
	7:00	1,000	1,575	24					2,080	221,090			20.0	0	12717.4		5,044	
	8:00	1,000	1,575	24					2,124	223,214			17.0	0	12734.4		5,027	
	9:00	1,000	1,575	24					2,038	225,252			20.0	0	12754.4		5,007	
	10:00	1,000	1,575	24					2,041	227,293			23.0	0	12777.4		4,984	
	11:00	1,000	1,575	24					2,096	229,389			17.0	0	12794.4		4,967	
	12:00	1,000	1,575	24					2,031	231,420			20.0	0	12814.4		4,947	
	13:00	1,000	1,550	24					2,075	233,495			23.0	0	12837.4		4,924	
	14:00	1,000	1,550	24					2,087	235,582			23.0	0	12860.4		4,901	
	15:00	1,000	1,550	24					2,060	237,642			20.0	0	12880.4		4,881	
	16:00	975	1,525	24					2,071	239,713			17.0	0	12897.4		4,864	
	17:00	975	1,525	24					2,007	241,720			20.0	0	12917.4		4,844	
	18:00	975	1,525	24					2,069	243,789			20.0	0	12937.4		4,824	
	19:00	975	1,525	24					2,051	245,840			25.0	0	12962.4		4,799	
	20:00	975	1,525	24					2,089	247,929			23.0	0	12985.4		4,776	
	21:00	975	1,525	24					2,098	250,027			23.0	0	13008.4		4,753	
	22:00	975	1,500	24					2,125	252,152			17.0	0	13025.4		4,736	
	23:00	975	1,500	24					2,117	254,269			20.0	0	13045.4		4,716	
11/04/07	0:00	975	1,500	24					2,142	256,411			23.0	0	13068.4		4,693	
	1:00	975	1,475	24					2,103	258,514			20.0	0	13088.4		4,673	
	2:00	975	1,475	24					2,127	260,641			20.0	0	13108.4		4,653	
	3:00	950	1,475	24					2,052	262,693			23.0	0	13131.4		4,630	
	4:00	950	1,475	24					2,093	264,786			20.0	0	13151.4		4,610	
	5:00	950	1,475	24					2,041	266,827			17.0	0	13168.4		4,593	
	6:00	950	1,450	24					2,057	268,884			17.0	0	13185.4		4,576	
	7:00									268,884			0.0	0	13185.4		4,576	
	8:00									268,884			0.0	0	13185.4		4,576	
	9:00									268,884			0.0	0	13185.4		4,576	
	10:00									268,884			0.0	0	13185.4		4,576	
	11:00									268,884			0.0	0	13185.4		4,576	
	12:00									268,884			0.0	0	13185.4		4,576	
	13:00									268,884			0.0	0	13185.4		4,576	
	14:00									268,884			0.0	0	13185.4		4,576	
	15:00									268,884			0.0	0	13185.4		4,576	
	16:00									268,884			0.0	0	13185.4		4,576	
	17:00									268,884			0.0	0	13185.4		4,576	
	18:00									268,884			0.0	0	13185.4		4,576	
	19:00									268,884			0.0	0	13185.4		4,576	
	20:00									268,884			0.0	0	13185.4		4,576	
	21:00									268,884			0.0	0	13185.4		4,576	
	22:00									268,884			0.0	0	13185.4		4,576	
	23:00									268,884			0.0	0	13185.4		4,576	

Flowback by
Supervisor
Operators
Location Phn#

Cardinal Flow Testing
Alan Tayrien
Troy Smith
979-218-6488

Well Name
Operator
Representative

WGV 22-23-697
Williams Production
Keith Hoffland

							Totals From Below: 289,469							0 13,368.4		6,599		
Date	Time	Wellhead Data			Separator			Gas		Gas Production		Fluid Production			Cumulative Prod		Frac Water	
MM/DD/YYYY	hh/mm	Tubing Press Psig	Casing Press Psig	Choke Size Ins.	Static Press. Psig	Diff. INS. H2O	Temp °F	Gas %	Approx. Flowrate MMCF/D	Cum. Volume MMCF	Cond. Prod. BO	Tank Gauge In H2O	Water Prod. BW	Cond. Prod. BO	Water Prod. BW	Pumped (1) BW	Yet To Recover BW	
10/15/07	7:00									0			0.0	0	0.0		0	
	8:00									0			0.0	0	0.0		0	
	9:00									0			0.0	0	0.0		0	
	10:00									0			0.0	0	0.0		0	
	11:00									0			0.0	0	0.0		0	
	12:00									0			0.0	0	0.0		0	
	13:00									0			0.0	0	0.0		0	
	14:00									0			0.0	0	0.0		0	
	15:00									0			0.0	0	0.0		0	
	16:00									0			0.0	0	0.0	6,486	6,486	
	17:00		250	48						0			75.0	0	75.0		6,411	
	18:00		225	48						0			150.0	0	225.0		6,261	
	19:00		175	48						0			100.0	0	325.0		6,161	
	20:00		150	48						0			80.0	0	405.0		6,081	
	21:00		150	48						0			80.0	0	485.0		6,001	
	22:00		125	48						0			70.0	0	555.0		5,931	
	23:00		100	48						0			60.0	0	615.0		5,871	
10/16/07	0:00		100	48						0			60.0	0	675.0		5,811	
	1:00		100	48						0			60.0	0	735.0		5,751	
	2:00		75	48						0			50.0	0	785.0		5,701	
	3:00		75	48						0			50.0	0	835.0		5,651	
	4:00		50	48						0			50.0	0	885.0		5,601	
	5:00		50	48						0			40.0	0	925.0		5,561	
	6:00		50	48						0			40.0	0	965.0		5,521	
	7:00									0			0.0	0	965.0		5,521	
	8:00									0			0.0	0	965.0		5,521	
	9:35									0			0.0	0	965.0		5,521	
	10:00									0			0.0	0	965.0		5,521	
	11:00									0			0.0	0	965.0		5,521	
	12:00									0			0.0	0	965.0		5,521	
	13:00									0			0.0	0	965.0		5,521	
	14:00									0			0.0	0	965.0	6,599	12,120	
	15:00		150	48						0			0.0	0	965.0		12,120	
	16:00		50	48						0			50.0	0	1015.0		12,070	
	17:00		25	48						0			30.0	0	1045.0		12,040	
	18:00		0	48						0			0.0	0	1045.0		12,040	
	19:00		0	48						0			0.0	0	1045.0		12,040	
	20:00		0	48						0			0.0	0	1045.0		12,040	
	21:35		0	48						0			0.0	0	1045.0		12,040	
	22:00		0	48						0			0.0	0	1045.0		12,040	
	23:00		0	48						0			0.0	0	1045.0		12,040	
10/17/07	0:00		0	48						0			0.0	0	1045.0		12,040	
	1:00		0	48						0			0.0	0	1045.0		12,040	
	2:00		0	48						0			0.0	0	1045.0		12,040	
	3:00		0	48						0			0.0	0	1045.0		12,040	
	4:00		0	48						0			0.0	0	1045.0		12,040	
	5:00		0	48						0			0.0	0	1045.0		12,040	
	6:00		0	48						0			0.0	0	1045.0		12,040	
	7:00									0			0.0	0	1045.0		12,040	
	8:00									0			0.0	0	1045.0		12,040	

Flowback by
Supervisor
Operators
Location Phn#

Cardinal Flow Testing
Alan Tayrien
Troy Smith
979-218-6488

Well Name
Operator
Representative

WGV 22-23-697
Williams Production
Keith Hoffland

									Totals From Below: 289,469						0 13,368.4		6,599	
Date	Time	Wellhead Data			Separator				Gas Production		Fluid Production			Cumulative Prod		Frac Water		
MM/DD/YYYY	hh/mm	Tubing Press Psig	Casing Press Psig	Choke Size Ins.	Static Press. Psig	Diff. INS. H2O	Temp °F	Gas %	Approx. Flowrate MMCF/D	Cum. Volume MMCF	Cond. Prod. BO	Tank Gauge In H2O	Water Prod. BW	Cond. Prod. BO	Water Prod. BW	Pumped (1) BW	Yet To Recover BW	
	9:00									0			0.0	0	1045.0		12,040	
	10:00									0			0.0	0	1045.0		12,040	
	11:00									0			0.0	0	1045.0		12,040	
	12:00									0			0.0	0	1045.0		12,040	
	13:00									0			0.0	0	1045.0		12,040	
	14:00									0			0.0	0	1045.0		12,040	
	15:00									0			0.0	0	1045.0		12,040	
	16:00									0			0.0	0	1045.0		12,040	
	17:00									0			0.0	0	1045.0	4,676	16,716	
	18:00		300	32						0			0.0	0	1045.0		16,716	
	19:00		300	32						0			20.0	0	1065.0		16,696	
	20:00		400	32						0			50.0	0	1115.0		16,646	
	21:00		300	32						0			30.0	0	1145.0		16,616	
	22:00		400	32						0			40.0	0	1185.0		16,576	
	23:00		550	24						0			40.0	0	1225.0		16,536	
10/18/07	0:00		650	24						0			60.0	0	1285.0		16,476	
	1:00		650	24						0			60.0	0	1345.0		16,416	
	2:00		625	24						0			60.0	0	1405.0		16,356	
	3:00		600	24						0			60.0	0	1465.0		16,296	
	4:00		600	24						0			60.0	0	1525.0		16,236	
	5:00		600	24						0			50.0	0	1575.0		16,186	
	6:00		600	24						0			60.0	0	1635.0		16,126	
	7:00		500	24						0			40.0	0	1675.0		16,086	
	8:00		450	24						0			40.0	0	1715.0		16,046	
	9:00		400	32						0			40.0	0	1755.0		16,006	
	10:00		375	32						0			34.0	0	1789.0		15,972	
	11:00		400	32						0			34.0	0	1823.0		15,938	
	12:00		400	32						0			30.0	0	1853.0		15,908	
	13:00		400	32						0			30.0	0	1883.0		15,878	
	14:00		375	32						0			34.0	0	1917.0		15,844	
	15:00		350	32						0			40.0	0	1957.0		15,804	
	16:00		350	32						0			30.0	0	1987.0		15,774	
	17:00		350	32						0			30.0	0	2017.0		15,744	
	18:00		350	32						0			30.0	0	2047.0		15,714	
	19:00		300	32						0			34.0	0	2081.0		15,680	
	20:00		300	32						0			25.0	0	2106.0		15,655	
	21:00		300	32						0			30.0	0	2136.0		15,625	
	22:00		300	32						0			30.0	0	2166.0		15,595	
	23:00		325	32						0			30.0	0	2196.0		15,565	
10/19/07	0:00		325	32						0			25.0	0	2221.0		15,540	
	1:00		350	32						0			25.0	0	2246.0		15,515	
	2:00		325	32						0			30.0	0	2276.0		15,485	
	3:00		300	32						0			30.0	0	2306.0		15,455	
	4:00		300	32						0			20.0	0	2326.0		15,435	
	5:00		300	32						0			30.0	0	2356.0		15,405	
	6:00		325	32						0			30.0	0	2386.0		15,375	
	7:00		300	32						0			30.0	0	2416.0		15,345	
	8:00		300	32						0			30.0	0	2446.0		15,315	
	9:00		300	32						0			30.0	0	2476.0		15,285	
	10:00		275	32						0			30.0	0	2506.0		15,255	

Flowback by
Supervisor
Operators
Location Phn#

Cardinal Flow Testing
Alan Tayrien
Troy Smith
979-218-6488

Well Name
Operator
Representative

WGV 22-23-697
Williams Production
Keith Hoffland

									Totals From Below: 289,469						0 13,368.4		6,599	
Date	Time	Wellhead Data			Separator				Gas Production		Fluid Production			Cumulative Prod		Frac Water		
MM/DD/YYYY	hh/mm	Tubing Press Psig	Casing Press Psig	Choke Size Ins.	Static Press. Psig	Diff. INS. H2O	Temp °F	Gas %	Approx. Flowrate MMCF/D	Cum. Volume MMCF	Cond. Prod. BO	Tank Gauge In H2O	Water Prod. BW	Cond. Prod. BO	Water Prod. BW	Pumped (1) BW	Yet To Recover BW	
	11:00		325	48						0			40.0	0	2546.0		15,215	
	12:00		375	48						0			50.0	0	2596.0		15,165	
	13:00		450	48						0			40.0	0	2636.0		15,125	
	14:00		550	48						0			40.0	0	2676.0		15,085	
	15:00		575	48						0			30.0	0	2706.0		15,055	
	16:00		550	24						0			30.0	0	2736.0		15,025	
	17:00		550	24						0			30.0	0	2766.0		14,995	
	18:00		500	24						0			25.0	0	2791.0		14,970	
	19:00		450	24						0			25.0	0	2816.0		14,945	
	20:00		425	24						0			30.0	0	2846.0		14,915	
	21:00		400	24						0			30.0	0	2876.0		14,885	
	22:00		400	32						0			30.0	0	2906.0		14,855	
	23:00		375	32						0			30.0	0	2936.0		14,825	
10/20/07	0:00		375	32						0			30.0	0	2966.0		14,795	
	1:00		400	32						0			30.0	0	2996.0		14,765	
	2:00		425	32						0			30.0	0	3026.0		14,735	
	3:00		450	32						0			30.0	0	3056.0		14,705	
	4:00		475	32						0			30.0	0	3086.0		14,675	
	5:00		525	32						0			30.0	0	3116.0		14,645	
	6:00		525	24						0			30.0	0	3146.0		14,615	
	7:00		600	24						0			20.0	0	3166.0		14,595	
	8:00		600	24						0			20.0	0	3186.0		14,575	
	9:00		600	24						0			20.0	0	3206.0		14,555	
	10:00		600	24						0			20.0	0	3226.0		14,535	
	11:00		600	24						0			20.0	0	3246.0		14,515	
	12:00		600	24						0			20.0	0	3266.0		14,495	
	13:00		550	24						0			30.0	0	3296.0		14,465	
	14:00		600	24						0			20.0	0	3316.0		14,445	
	15:00		600	24						0			30.0	0	3346.0		14,415	
	16:00		600	24						0			20.0	0	3366.0		14,395	
	17:00		600	24						0			20.0	0	3386.0		14,375	
	18:00		625	24						0			20.0	0	3406.0		14,355	
	19:00		625	24						0			20.0	0	3426.0		14,335	
	20:00		625	24						0			20.0	0	3446.0		14,315	
	21:00		650	24						0			20.0	0	3466.0		14,295	
	22:00		650	24						0			20.0	0	3486.0		14,275	
	23:00		650	24						0			20.0	0	3506.0		14,255	
10/21/07	0:00		650	24						0			20.0	0	3526.0		14,235	
	1:00		675	24						0			20.0	0	3546.0		14,215	
	2:00		675	24						0			20.0	0	3566.0		14,195	
	3:00		675	24						0			20.0	0	3586.0		14,175	
	4:00		675	24						0			20.0	0	3606.0		14,155	
	5:00		675	24						0			20.0	0	3626.0		14,135	
	6:00		675	24						0			20.0	0	3646.0		14,115	
	7:00		675	24						0			20.0	0	3666.0		14,095	
	8:00		675	24						0			20.0	0	3686.0		14,075	
	9:00		675	24						0			20.0	0	3706.0		14,055	
	10:00		675	24						0			20.0	0	3726.0		14,035	
	11:00		675	24						0			20.0	0	3746.0		14,015	
	12:00		700	24						0			20.0	0	3766.0		13,995	

Flowback by
Supervisor
Operators
Location Phn#

Cardinal Flow Testing
Alan Tayrien
Troy Smith
979-218-6488

Well Name
Operator
Representative

WGV 22-23-697
Williams Production
Keith Hoffland

					Totals From Below: 289,469								0 13,368.4		6,599		
Date	Time	Wellhead Data			Separator				Gas Production		Fluid Production			Cumulative Prod		Frac Water	
MM/DD/YYYY	hh/mm	Tubing Press Psig	Casing Press Psig	Choke Size Ins.	Static Press. Psig	Diff. INS. H2O	Temp °F	Gas %	Approx. Flowrate MMCf/D	Cum. Volume MMCf	Cond. Prod. BO	Tank Gauge In H2O	Water Prod. BW	Cond. Prod. BO	Water Prod. BW	Pumped (1) BW	Yet To Recover BW
	13:00		700	24						0			20.0	0	3786.0		13,975
	14:00		700	24						0			20.0	0	3806.0		13,955
	15:00		700	24						0			25.0	0	3831.0		13,930
	16:00		700	24						0			20.0	0	3851.0		13,910
	17:00		700	24						0			20.0	0	3871.0		13,890
	18:00		700	24						0			20.0	0	3891.0		13,870
	19:00		700	24						0			25.0	0	3916.0		13,845
	20:00		700	24						0			20.0	0	3936.0		13,825
	21:00		700	24						0			20.0	0	3956.0		13,805
	22:00		700	24						0			20.0	0	3976.0		13,785
	23:00		700	24						0			20.0	0	3996.0		13,765
10/22/07	0:00		700	24						0			20.0	0	4016.0		13,745
	1:00		700	24						0			20.0	0	4036.0		13,725
	2:00		700	24						0			20.0	0	4056.0		13,705
	3:00		700	24						0			25.0	0	4081.0		13,680
	4:00		700	24						0			20.0	0	4101.0		13,660
	5:00		700	24						0			20.0	0	4121.0		13,640
	6:00		700	24						0			20.0	0	4141.0		13,620
	7:00		700	24						0			20.0	0	4161.0		13,600
	8:00		700	24						0			20.0	0	4181.0		13,580
	9:00		700	24						0			25.0	0	4206.0		13,555
	10:00		700	24						0			20.0	0	4226.0		13,535
	11:00		700	24						0			20.0	0	4246.0		13,515
	12:00		700	24						0			20.0	0	4266.0		13,495
	13:00		700	24						0			17.0	0	4283.0		13,478
	14:00		700	24						0			17.0	0	4300.0		13,461
	15:00		675	24						0			20.0	0	4320.0		13,441
	16:00		675	24						0			20.0	0	4340.0		13,421
	17:00		675	24						0			20.0	0	4360.0		13,401
	18:00		675	24						0			17.0	0	4377.0		13,384
	19:00		675	24						0			17.0	0	4394.0		13,367
	20:00		675	24						0			20.0	0	4414.0		13,347
	21:00		675	24						0			20.0	0	4434.0		13,327
	22:00		650	24						0			17.0	0	4451.0		13,310
	23:00		650	24						0			20.0	0	4471.0		13,290
10/23/07	0:00		650	24						0			20.0	0	4491.0		13,270
	1:00		650	24						0			20.0	0	4511.0		13,250
	2:00		650	24						0			20.0	0	4531.0		13,230
	3:00		650	24						0			17.0	0	4548.0		13,213
	4:00		650	24						0			20.0	0	4568.0		13,193
	5:00		650	24						0			20.0	0	4588.0		13,173
	6:00		650	24						0			20.0	0	4608.0		13,153
	7:00		625	24						0			20.0	0	4628.0		13,133
	8:00		625	24						0			20.0	0	4648.0		13,113
	9:00		625	24						0			20.0	0	4668.0		13,093
	10:00		625	24						0			17.0	0	4685.0		13,076
	11:00		625	24						0			17.0	0	4702.0		13,059
	12:00		625	24						0			15.0	0	4717.0		13,044
	13:00		625	24						0			17.0	0	4734.0		13,027
	14:00		600	24						0			17.0	0	4751.0		13,010

Flowback by
Supervisor
Operators
Location Phn#

Cardinal Flow Testing
Alan Tayrien
Troy Smith
979-218-6488

Well Name
Operator
Representative

WGV 22-23-697
Williams Production
Keith Hoffland

									Totals From Below: 289,469						0 13,368.4		6,599	
Date	Time	Wellhead Data			Separator				Gas Production		Fluid Production			Cumulative Prod		Frac Water		
MM/DD/YYYY	hh/mm	Tubing Press Psig	Casing Press Psig	Choke Size Ins.	Static Press. Psig	Diff. INS. H2O	Temp °F	Gas %	Approx. Flowrate MMCF/D	Cum. Volume MMCF	Cond. Prod. BO	Tank Gauge In H2O	Water Prod. BW	Cond. Prod. BO	Water Prod. BW	Pumped (1) BW	Yet To Recover BW	
	15:00		600	24						0			15.0	0	4766.0		12,995	
	16:00		600	24						0			15.0	0	4781.0		12,980	
	17:00		600	24						0			15.0	0	4796.0		12,965	
	18:00		600	24						0			15.0	0	4811.0		12,950	
	19:00		600	24						0			17.0	0	4828.0		12,933	
	20:00		600	24						0			15.0	0	4843.0		12,918	
	21:00		600	24						0			15.0	0	4858.0		12,903	
	22:00		600	24						0			15.0	0	4873.0		12,888	
	23:00		600	24						0			15.0	0	4888.0		12,873	
10/24/07	0:00		600	24						0			15.0	0	4903.0		12,858	
	1:00		600	24						0			15.0	0	4918.0		12,843	
	2:00		600	24						0			15.0	0	4933.0		12,828	
	3:00		600	24						0			17.0	0	4950.0		12,811	
	4:00		575	24						0			15.0	0	4965.0		12,796	
	5:00		575	24						0			15.0	0	4980.0		12,781	
	6:00		575	24						0			15.0	0	4995.0		12,766	
	7:00		575	24						0			15.0	0	5010.0		12,751	
	8:00		575	24						0			17.0	0	5027.0		12,734	
	9:00		575	24						0			17.0	0	5044.0		12,717	
	10:00		575	24						0			17.0	0	5061.0		12,700	
	11:00		575	24						0			15.0	0	5076.0		12,685	
	12:00		575	24						0			15.0	0	5091.0		12,670	
	13:00		600	24					1184.0	1,184			15.0	0	5106.0		12,655	
	14:00		600	24					1063.0	2,247			17.0	0	5123.0		12,638	
	15:00		600	24					1119.0	3,366			15.0	0	5138.0		12,623	
	16:00		575	24					1114.0	4,480			15.0	0	5153.0		12,608	
	17:00		575	24					1111.0	5,591			12.0	0	5165.0		12,596	
	18:00		550	24					1112.0	6,703			15.0	0	5180.0		12,581	
	19:00		550	24					1097.0	7,800			15.0	0	5195.0		12,566	
	20:00		550	24					1106.0	8,906			12.0	0	5207.0		12,554	
	21:00		550	24					1089.0	9,995			15.0	0	5222.0		12,539	
	22:00		550	24					1,065	11,060			17.0	0	5239.0		12,522	
	23:00		550	24					1,080	12,140			12.0	0	5251.0		12,510	
10/25/07	0:00		550	24					1,084	13,224			15.0	0	5266.0		12,495	
	1:00		550	24					1,074	14,298			15.0	0	5281.0		12,480	
	2:00		550	24					1,028	15,326			15.0	0	5296.0		12,465	
	3:00		550	24					1,068	16,394			12.0	0	5308.0		12,453	
	4:00		550	24					1,045	17,439			17.0	0	5325.0		12,436	
	5:00		550	24					1,048	18,487			15.0	0	5340.0		12,421	
	6:00		525	24					1,051	19,538			15.0	0	5355.0		12,406	
	7:00		550	24					1,041	20,579			12.0	0	5367.0		12,394	
	8:00		550	24					1,065	21,644			12.0	0	5379.0		12,382	
	9:00		550	24					1,003	22,647			15.0	0	5394.0		12,367	
	10:00		550	24					1,001	23,648			12.0	0	5406.0		12,355	
	11:00		525	24					969	24,617			10.0	0	5416.0		12,345	
	12:00		525	24					1,032	25,649			12.0	0	5428.0		12,333	
	13:00		525	24					1,114	26,763			10.0	0	5438.0		12,323	
	14:00		525	24					1,107	27,870			10.0	0	5448.0		12,313	
	15:00		525	24					1,031	28,901			10.0	0	5458.0		12,303	
	16:00		525	24					1,029	29,930			8.0	0	5466.0		12,295	

Flowback by
Supervisor
Operators
Location Phn#

Cardinal Flow Testing
Alan Tayrien
Troy Smith
979-218-6488

Well Name
Operator
Representative

WGV 22-23-697
Williams Production
Keith Hoffland

									Totals From Below: 289,469						0 13,368.4		6,599	
Date	Time	Wellhead Data			Separator				Gas Production		Fluid Production			Cumulative Prod		Frac Water		
MM/DD/YYYY	hh/mm	Tubing Press Psig	Casing Press Psig	Choke Size Ins.	Static Press. Psig	Diff. INS. H2O	Temp °F	Gas %	Approx. Flowrate MMCF/D	Cum. Volume MMCF	Cond. Prod. BO	Tank Gauge In H2O	Water Prod. BW	Cond. Prod. BO	Water Prod. BW	Pumped (1) BW	Yet To Recover BW	
	17:00		525	24					1,006	30,936			12.0	0	5478.0		12,283	
	18:00		525	24					1,059	31,995			8.0	0	5486.0		12,275	
	19:00		550	24					1,111	33,106			10.0	0	5496.0		12,265	
	20:00		475	24					1,043	34,149			10.0	0	5506.0		12,255	
	21:00		525	24					1,014	35,163			8.0	0	5514.0		12,247	
	22:00		550	24					1,295	36,458			8.0	0	5522.0		12,239	
	23:00		450	24					941	37,399			8.0	0	5530.0		12,231	
10/26/07	0:00		550	24					998	38,397			10.0	0	5540.0		12,221	
	1:00		550	24					979	39,376			8.0	0	5548.0		12,213	
	2:00		525	24					1,197	40,573			8.0	0	5556.0		12,205	
	3:00		525	24					1,256	41,829			8.0	0	5564.0		12,197	
	4:00		475	24					897	42,726			10.0	0	5574.0		12,187	
	5:00		500	24					852	43,578			8.0	0	5582.0		12,179	
	6:00		500	24					1,003	44,581			8.0	0	5590.0		12,171	
	7:00									44,581			0.0	0	5590.0		12,171	
	8:00									44,581			0.0	0	5590.0		12,171	
	9:00									44,581			0.0	0	5590.0		12,171	
	10:00									44,581			0.0	0	5590.0		12,171	
	11:00									44,581			0.0	0	5590.0		12,171	
	12:00									44,581			0.0	0	5590.0		12,171	
	13:00									44,581			0.0	0	5590.0		12,171	
	14:00									44,581			0.0	0	5590.0		12,171	
	15:00									44,581			0.0	0	5590.0		12,171	
	16:00		500	32						44,581			0.0	0	5590.0		12,171	
	17:00		450	32						44,581			30.0	0	5620.0		12,141	
	18:00		400	32						44,581			30.0	0	5650.0		12,111	
	19:00		375	32						44,581			35.0	0	5685.0		12,076	
	20:00		400	24						44,581			30.0	0	5715.0		12,046	
	21:00		425	24						44,581			25.0	0	5740.0		12,021	
	22:00		425	24						44,581			25.0	0	5765.0		11,996	
	23:00		425	24						44,581			25.0	0	5790.0		11,971	
	0:00		425	24						44,581			20.0	0	5810.0		11,951	
	1:00		425	24						44,581			20.0	0	5830.0		11,931	
	2:00		425	24						44,581			20.0	0	5850.0		11,911	
	3:00		425	24						44,581			25.0	0	5875.0		11,886	
	4:00		450	24						44,581			20.0	0	5895.0		11,866	
	5:00		425	24						44,581			25.0	0	5920.0		11,841	
	6:00		400	24						44,581			25.0	0	5945.0		11,816	
	7:00		350	24						44,581			20.0	0	5965.0		11,796	
	8:00		375	24					709	45,290			15.0	0	5980.0		11,781	
	9:00		425	24					903	46,193			10.0	0	5990.0		11,771	
	10:00		400	24					833	47,026			10.0	0	6000.0		11,761	
	11:00		400	24					846	47,872			13.0	0	6013.0		11,748	
	12:00		400	24					819	48,691			13.0	0	6026.0		11,735	
	13:00		400	24					793	49,484			10.0	0	6036.0		11,725	
	14:00		400	24					806	50,290			13.0	0	6049.0		11,712	
	15:00		400	24					816	51,106			15.0	0	6064.0		11,697	
	16:00		400	24					851	51,957			10.0	0	6074.0		11,687	
	17:00		400	24					783	52,740			13.0	0	6087.0		11,674	
	18:00		400	24					844	53,584			10.0	0	6097.0		11,664	

Flowback by
Supervisor
Operators
Location Phn#

Cardinal Flow Testing
Alan Tayrien
Troy Smith
979-218-6488

Well Name
Operator
Representative

WGV 22-23-697
Williams Production
Keith Hoffland

									Totals From Below: 289,469						0 13,368.4		6,599	
Date	Time	Wellhead Data			Separator				Gas Production		Fluid Production			Cumulative Prod		Frac Water		
MM/DD/YYYY	hh/mm	Tubing Press Psig	Casing Press Psig	Choke Size Ins.	Static Press. Psig	Diff. INS. H2O	Temp °F	Gas %	Approx. Flowrate MMCF/D	Cum. Volume MMCF	Cond. Prod. BO	Tank Gauge In H2O	Water Prod. BW	Cond. Prod. BO	Water Prod. BW	Pumped (1) BW	Yet To Recover BW	
	19:00		400	24					937	54,521			8.0	0	6105.0		11,656	
	20:00		400	24					803	55,324			10.0	0	6115.0		11,646	
	21:00		400	24					790	56,114			13.0	0	6128.0		11,633	
	22:00		400	24					784	56,898			10.0	0	6138.0		11,623	
	23:00		400	24					793	57,691			10.0	0	6148.0		11,613	
10/28/07	0:00		400	24					765	58,456			13.0	0	6161.0		11,600	
	1:00		400	24					743	59,199			10.0	0	6171.0		11,590	
	2:00		400	24					759	59,958			10.0	0	6181.0		11,580	
	3:00		400	24					741	60,699			13.0	0	6194.0		11,567	
	4:00		400	24					765	61,464			10.0	0	6204.0		11,557	
	5:00		400	24					757	62,221			8.0	0	6212.0		11,549	
	6:00		400	24					740	62,961			10.0	0	6222.0		11,539	
	7:00		400	24					757	63,718			10.0	0	6232.0		11,529	
	8:00		400	24					741	64,459			10.0	0	6242.0		11,519	
	9:00		400	24					765	65,224			7.0	0	6249.0		11,512	
	10:00		400	24					763	65,987			7.0	0	6256.0		11,505	
	11:00		400	24					723	66,710			10.0	0	6266.0		11,495	
	12:00		400	24					719	67,429			8.0	0	6274.0		11,487	
	13:00		400	24					742	68,171			8.0	0	6282.0		11,479	
	14:00		400	24					733	68,904			10.0	0	6292.0		11,469	
	15:00		400	24					728	69,632			8.0	0	6300.0		11,461	
	16:00		400	24					761	70,393			8.0	0	6308.0		11,453	
	17:00		400	24					715	71,108			7.0	0	6315.0		11,446	
	18:00		400	24					697	71,805			10.0	0	6325.0		11,436	
	19:00		400	24					718	72,523			7.0	0	6332.0		11,429	
	20:00		400	24					699	73,222			7.0	0	6339.0		11,422	
	21:00		400	24					681	73,903			10.0	0	6349.0		11,412	
	22:00		400	24					730	74,633			8.0	0	6357.0		11,404	
	23:00		400	24					727	75,360			8.0	0	6365.0		11,396	
10/29/07	0:00		400	24					710	76,070			10.0	0	6375.0		11,386	
	1:00		400	24					731	76,801			10.0	0	6385.0		11,376	
	2:00		400	24					692	77,493			8.0	0	6393.0		11,368	
	3:00		400	24					720	78,213			8.0	0	6401.0		11,360	
	4:00		400	24					711	78,924			8.0	0	6409.0		11,352	
	5:00		400	24					698	79,622			7.0	0	6416.0		11,345	
	6:00		400	24					702	80,324			8.0	0	6424.0		11,337	
	7:00		400	24					663	80,987			10.0	0	6434.0		11,327	
	8:00									80,987			0.0	0	6434.0		11,327	
	9:00									80,987			0.0	0	6434.0		11,327	
	10:00									80,987			0.0	0	6434.0		11,327	
	11:00									80,987			0.0	0	6434.0		11,327	
	12:00									80,987			0.0	0	6434.0		11,327	
	13:00									80,987			0.0	0	6434.0		11,327	
	14:00									80,987			0.0	0	6434.0		11,327	
	15:00									80,987			0.0	0	6434.0		11,327	
	16:00									80,987			0.0	0	6434.0		11,327	
	17:00		700	32						80,987			60.0	0	6494.0		11,267	
	18:00		650	32						80,987			60.0	0	6554.0		11,207	
	19:00		750	32						80,987			70.0	0	6624.0		11,137	
	20:00		775	24						80,987			55.0	0	6679.0		11,082	

Flowback by
Supervisor
Operators
Location Phn#

Cardinal Flow Testing
Alan Tayrien
Troy Smith
979-218-6488

Well Name
Operator
Representative

WGV 22-23-697
Williams Production
Keith Hoffland

									Totals From Below: 289,469						0 13,368.4		6,599	
Date	Time	Wellhead Data			Separator				Gas Production		Fluid Production			Cumulative Prod		Frac Water		
MM/DD/YYYY	hh/mm	Tubing Press Psig	Casing Press Psig	Choke Size Ins.	Static Press. Psig	Diff. INS. H2O	Temp °F	Gas %	Approx. Flowrate MMCF/D	Cum. Volume MMCF	Cond. Prod. BO	Tank Gauge In H2O	Water Prod. BW	Cond. Prod. BO	Water Prod. BW	Pumped (1) BW	Yet To Recover BW	
	21:00		775	24						80,987			60.0	0	6739.0		11,022	
	22:00		800	24						80,987			50.0	0	6789.0		10,972	
	23:00		800	24					628	81,615			45.0	0	6834.0		10,927	
10/30/07	0:00		800	24					619	82,234			40.0	0	6874.0		10,887	
	1:00		825	24					751	82,985			47.0	0	6921.0		10,840	
	2:00		825	24					795	83,780			43.0	0	6964.0		10,797	
	3:00		850	24					813	84,593			40.0	0	7004.0		10,757	
	4:00		900	24					900	85,493			47.0	0	7051.0		10,710	
	5:00		900	24					1,015	86,508			50.0	0	7101.0		10,660	
	6:00		900	24					994	87,502			45.0	0	7146.0		10,615	
	7:00									87,502			0.0	0	7146.0		10,615	
	8:00									87,502			0.0	0	7146.0		10,615	
	9:00									87,502			0.0	0	7146.0		10,615	
	10:00									87,502			0.0	0	7146.0		10,615	
	11:00									87,502			0.0	0	7146.0		10,615	
	12:00									87,502			0.0	0	7146.0		10,615	
	13:00		900	32						87,502			0.0	0	7146.0		10,615	
	14:00		900	32						87,502		70.0	316.4	0	7462.4		10,299	
	15:00		950	32						87,502		75.0	339.0	0	7801.4		9,960	
	16:00		950	32						87,502		75.0	339.0	0	8140.4		9,621	
	17:00		950	24						87,502		60.0	271.2	0	8411.6		9,349	
	18:00		950	24					737	88,239		50.0	226.0	0	8637.6		9,123	
	19:00		950	24					896	89,135		50.0	226.0	0	8863.6		8,897	
	20:00		950	24					851	89,986		50.0	226.0	0	9089.6		8,671	
	21:00		1,000	24					1,013	90,999		45.0	203.4	0	9293.0		8,468	
	22:00		1,000	24					1,211	92,210		40.0	180.8	0	9473.8		8,287	
	23:00		1,000	24					1,340	93,550		45.0	203.4	0	9677.2		8,084	
10/31/07	0:00		1,000	24					1,365	94,915		40.0	180.8	0	9858.0		7,903	
	1:00		1,000	24					1,322	96,237		40.0	180.8	0	10038.8		7,722	
	2:00		1,000	24					1,332	97,569		40.0	180.8	0	10219.6		7,541	
	3:00		1,000	24					1,408	98,977		38.0	171.8	0	10391.4		7,370	
	4:00		1,000	24					1,379	100,356		45.0	203.4	0	10594.8		7,166	
	5:00		1,000	24					1,412	101,768		40.0	180.8	0	10775.6		6,985	
	6:00		1,000	24					1,432	103,200		40.0	180.8	0	10956.4		6,805	
	7:00		1,000	24						103,200			0.0	0	10956.4		6,805	
	8:00			32						103,200			0.0	0	10956.4		6,805	
	9:00			32						103,200			0.0	0	10956.4		6,805	
	10:00			32						103,200			0.0	0	10956.4		6,805	
	11:00			32						103,200			0.0	0	10956.4		6,805	
	12:00			32						103,200			0.0	0	10956.4		6,805	
	13:00	0	1,350	32						103,200			0.0	0	10956.4		6,805	
	14:00	0	1,500	32						103,200			0.0	0	10956.4		6,805	
	15:00	0	1,600	32						103,200			0.0	0	10956.4		6,805	
	16:00	1,050	1,700	24						103,200			70.0	0	11026.4		6,735	
	17:00	1,050	1,750	24					1,454	104,654			50.0	0	11076.4		6,685	
	18:00	1,050	1,750	24					1,450	106,104			40.0	0	11116.4		6,645	
	19:00	1,050	1,800	24					1,439	107,543			40.0	0	11156.4		6,605	
	20:00	1,050	1,800	24					1,502	109,045			37.0	0	11193.4		6,568	
	21:00	1,050	1,800	24					1,439	110,484			35.0	0	11228.4		6,533	
	22:00	1,050	1,800	24					1,501	111,985			35.0	0	11263.4		6,498	

Flowback by
Supervisor
Operators
Location Phn#

Cardinal Flow Testing
Alan Tayrien
Troy Smith
979-218-6488

Well Name
Operator
Representative

WGV 22-23-697
Williams Production
Keith Hoffland

							Totals From Below: 289,469							0 13,368.4		6,599	
Date	Time	Wellhead Data			Separator				Gas Production		Fluid Production			Cumulative Prod		Frac Water	
MM/DD/YYYY	hh/mm	Tubing Press Psig	Casing Press Psig	Choke Size Ins.	Static Press. Psig	Diff. INS. H2O	Temp °F	Gas %	Approx. Flowrate MMCF/D	Cum. Volume MMCF	Cond. Prod. BO	Tank Gauge In H2O	Water Prod. BW	Cond. Prod. BO	Water Prod. BW	Pumped (1) BW	Yet To Recover BW
	23:00	1,050	1,825	24					1,409	113,394			33.0	0	11296.4		6,465
11/01/07	0:00	1,050	1,825	24					1,450	114,844			37.0	0	11333.4		6,428
	1:00	1,050	1,825	24					1,463	116,307			35.0	0	11368.4		6,393
	2:00	1,050	1,825	24					1,417	117,724			35.0	0	11403.4		6,358
	3:00	1,050	1,825	24					1,542	119,266			32.0	0	11435.4		6,326
	4:00	1,025	1,825	24					1,529	120,795			35.0	0	11470.4		6,291
	5:00	1,025	1,825	24					1,544	122,339			30.0	0	11500.4		6,261
	6:00	1,025	1,825	24					1,627	123,966			35.0	0	11535.4		6,226
	7:00	1,075	1,800	24					1,595	125,561			30.0	0	11565.4		6,196
	8:00	1,075	1,800	24					1,696	127,257			30.0	0	11595.4		6,166
	9:00	1,075	1,800	24					1,712	128,969			27.0	0	11622.4		6,139
	10:00	1,050	1,800	24					1,730	130,699			30.0	0	11652.4		6,109
	11:00	1,050	1,800	24					1,760	132,459			25.0	0	11677.4		6,084
	12:00	1,050	1,800	24					1,764	134,223			25.0	0	11702.4		6,059
	13:00	1,050	1,800	24					1,772	135,995			27.0	0	11729.4		6,032
	14:00	1,050	1,800	24					1,875	137,870			27.0	0	11756.4		6,005
	15:00	1,050	1,800	24					1,844	139,714			23.0	0	11779.4		5,982
	16:00	1,025	1,800	24					1,893	141,607			27.0	0	11806.4		5,955
	17:00	1,025	1,775	24					1,990	143,597			30.0	0	11836.4		5,925
	18:00	1,025	1,775	24					2,047	145,644			25.0	0	11861.4		5,900
	19:00	1,025	1,775	24					1,950	147,594			25.0	0	11886.4		5,875
	20:00	1,025	1,775	24					1,920	149,514			25.0	0	11911.4		5,850
	21:00	1,025	1,775	24					1,894	151,408			23.0	0	11934.4		5,827
	22:00	1,025	1,750	24					1,890	153,298			20.0	0	11954.4		5,807
	23:00	1,025	1,750	24					1,845	155,143			25.0	0	11979.4		5,782
11/02/07	0:00	1,025	1,725	24					1,948	157,091			25.0	0	12004.4		5,757
	1:00	1,000	1,725	24					1,973	159,064			23.0	0	12027.4		5,734
	2:00	1,000	1,725	24					2,034	161,098			20.0	0	12047.4		5,714
	3:00	1,000	1,725	24					2,062	163,160			25.0	0	12072.4		5,689
	4:00	1,000	1,700	24					1,956	165,116			25.0	0	12097.4		5,664
	5:00	1,000	1,700	24					1,994	167,110			25.0	0	12122.4		5,639
	6:00	1,000	1,700	24					1,955	169,065			27.0	0	12149.4		5,612
	7:00	1,000	1,700	24					1,980	171,045			23.0	0	12172.4		5,589
	8:00	1,000	1,700	24					2,062	173,107			23.0	0	12195.4		5,566
	9:00	1,000	1,700	24					2,137	175,244			25.0	0	12220.4		5,541
	10:00	1,000	1,700	24					2,100	177,344			23.0	0	12243.4		5,518
	11:00	1,000	1,700	24					2,112	179,456			23.0	0	12266.4		5,495
	12:00	1,000	1,700	24					2,098	181,554			25.0	0	12291.4		5,470
	13:00	1,000	1,650	24					2,070	183,624			25.0	0	12316.4		5,445
	14:00	1,000	1,650	24					2,055	185,679			20.0	0	12336.4		5,425
	15:00	1,000	1,650	24					2,047	187,726			25.0	0	12361.4		5,400
	16:00	1,000	1,650	24					2,061	189,787			23.0	0	12384.4		5,377
	17:00	1,000	1,650	24					2,082	191,869			23.0	0	12407.4		5,354
	18:00	1,000	1,625	24					2,059	193,928			25.0	0	12432.4		5,329
	19:00	1,025	1,625	24					2,095	196,023			20.0	0	12452.4		5,309
	20:00	1,025	1,625	24					2,067	198,090			20.0	0	12472.4		5,289
	21:00	1,025	1,625	24					2,084	200,174			25.0	0	12497.4		5,264
	22:00	1,025	1,600	24					2,038	202,212			22.0	0	12519.4		5,242
	23:00	1,025	1,600	24					2,089	204,301			20.0	0	12539.4		5,222
11/03/07	0:00	1,025	1,600	24					2,097	206,398			25.0	0	12564.4		5,197

Flowback by
Supervisor
Operators
Location Phn#

Cardinal Flow Testing
Alan Tayrien
Troy Smith
979-218-6488

Well Name
Operator
Representative

WGV 22-23-697
Williams Production
Keith Hoffland

									Totals From Below: 289,469						0	13,368.4	6,599
Date	Time	Wellhead Data			Separator				Gas Production		Fluid Production			Cumulative Prod		Frac Water	
MM/DD/YYYY	hh/mm	Tubing Press Psig	Casing Press Psig	Choke Size Ins.	Static Press. Psig	Diff. INS. H2O	Temp °F	Gas %	Approx. Flowrate MMCF/D	Cum. Volume MMCF	Cond. Prod. BO	Tank Gauge In H2O	Water Prod. BW	Cond. Prod. BO	Water Prod. BW	Pumped (1) BW	Yet To Recover BW
	1:00	1,025	1,600	24					2,041	208,439			20.0	0	12584.4		5,177
	2:00	1,025	1,575	24					2,184	210,623			25.0	0	12609.4		5,152
	3:00	1,025	1,600	24					2,109	212,732			25.0	0	12634.4		5,127
	4:00	1,000	1,575	24					2,127	214,859			23.0	0	12657.4		5,104
	5:00	1,000	1,575	24					2,096	216,955			20.0	0	12677.4		5,084
	6:00	1,000	1,575	24					2,055	219,010			20.0	0	12697.4		5,064
	7:00	1,000	1,575	24					2,080	221,090			20.0	0	12717.4		5,044
	8:00	1,000	1,575	24					2,124	223,214			17.0	0	12734.4		5,027
	9:00	1,000	1,575	24					2,038	225,252			20.0	0	12754.4		5,007
	10:00	1,000	1,575	24					2,041	227,293			23.0	0	12777.4		4,984
	11:00	1,000	1,575	24					2,096	229,389			17.0	0	12794.4		4,967
	12:00	1,000	1,575	24					2,031	231,420			20.0	0	12814.4		4,947
	13:00	1,000	1,550	24					2,075	233,495			23.0	0	12837.4		4,924
	14:00	1,000	1,550	24					2,087	235,582			23.0	0	12860.4		4,901
	15:00	1,000	1,550	24					2,060	237,642			20.0	0	12880.4		4,881
	16:00	975	1,525	24					2,071	239,713			17.0	0	12897.4		4,864
	17:00	975	1,525	24					2,007	241,720			20.0	0	12917.4		4,844
	18:00	975	1,525	24					2,069	243,789			20.0	0	12937.4		4,824
	19:00	975	1,525	24					2,051	245,840			25.0	0	12962.4		4,799
	20:00	975	1,525	24					2,089	247,929			23.0	0	12985.4		4,776
	21:00	975	1,525	24					2,098	250,027			23.0	0	13008.4		4,753
	22:00	975	1,500	24					2,125	252,152			17.0	0	13025.4		4,736
	23:00	975	1,500	24					2,117	254,269			20.0	0	13045.4		4,716
11/04/07	0:00	975	1,500	24					2,142	256,411			23.0	0	13068.4		4,693
	1:00	975	1,475	24					2,103	258,514			20.0	0	13088.4		4,673
	2:00	975	1,475	24					2,127	260,641			20.0	0	13108.4		4,653
	3:00	950	1,475	24					2,052	262,693			23.0	0	13131.4		4,630
	4:00	950	1,475	24					2,093	264,786			20.0	0	13151.4		4,610
	5:00	950	1,475	24					2,041	266,827			17.0	0	13168.4		4,593
	6:00	950	1,450	24					2,057	268,884			17.0	0	13185.4		4,576
	7:00	950	1,450	24					2,013	270,897			17.0	0	13202.4		4,559
	8:00	950	1,450	24					2,047	272,944			17.0	0	13219.4		4,542
	9:00	950	1,450	24					2,042	274,986			20.0	0	13239.4		4,522
	10:00	950	1,450	24					2,101	277,087			20.0	0	13259.4		4,502
	11:00	950	1,450	24					2,063	279,150			17.0	0	13276.4		4,485
	12:00	950	1,450	24					2,111	281,261			20.0	0	13296.4		4,465
	13:00	950	1,450	24					2,017	283,278			20.0	0	13316.4		4,445
	14:00	950	1,450	24					2,061	285,339			20.0	0	13336.4		4,425
	15:00	950	1,450	24					2,044	287,383			17.0	0	13353.4		4,408
	16:00	950	1,450	24					2,086	289,469			15.0	0	13368.4		4,393
	17:00	950	1,450	24					2,108	291,577			17.0	0	13385.4		4,376
	18:00	925	1,450	24					2,078	293,655			20.0	0	13405.4		4,356
	19:00	925	1,425	24					2,109	295,764			15.0	0	13420.4		4,341
	20:00	925	1,425	24					2,062	297,826			17.0	0	13437.4		4,324
	21:00	925	1,425	24					2,031	299,857			20.0	0	13457.4		4,304
	22:00	925	1,425	24					2,047	301,904			17.0	0	13474.4		4,287
	23:00	925	1,425	24					2,064	303,968			20.0	0	13494.4		4,267

Flowback by
Supervisor
Operators
Location Phn#

Cardinal Flow Testing
Alan Tayrien
Troy Smith
979-218-6488

Well Name
Operator
Representative

WGV 22-23-697
Williams Production
Keith Hoffland

									Totals From Below: 289,469						0 13,368.4		6,599	
Date	Time	Wellhead Data			Separator				Gas Production		Fluid Production			Cumulative Prod		Frac Water		
MM/DD/YYYY	hh/mm	Tubing Press Psig	Casing Press Psig	Choke Size Ins.	Static Press. Psig	Diff. INS. H2O	Temp °F	Gas %	Approx. Flowrate MMCF/D	Cum. Volume MMCF	Cond. Prod. BO	Tank Gauge In H2O	Water Prod. BW	Cond. Prod. BO	Water Prod. BW	Pumped (1) BW	Yet To Recover BW	
10/15/07	7:00									0			0.0	0	0.0		0	
	8:00									0			0.0	0	0.0		0	
	9:00									0			0.0	0	0.0		0	
	10:00									0			0.0	0	0.0		0	
	11:00									0			0.0	0	0.0		0	
	12:00									0			0.0	0	0.0		0	
	13:00									0			0.0	0	0.0		0	
	14:00									0			0.0	0	0.0		0	
	15:00									0			0.0	0	0.0		0	
	16:00									0			0.0	0	0.0	6,486	6,486	
	17:00		250	48						0			75.0	0	75.0		6,411	
	18:00		225	48						0			150.0	0	225.0		6,261	
	19:00		175	48						0			100.0	0	325.0		6,161	
	20:00		150	48						0			80.0	0	405.0		6,081	
	21:00		150	48						0			80.0	0	485.0		6,001	
	22:00		125	48						0			70.0	0	555.0		5,931	
	23:00		100	48						0			60.0	0	615.0		5,871	
10/16/07	0:00		100	48						0			60.0	0	675.0		5,811	
	1:00		100	48						0			60.0	0	735.0		5,751	
	2:00		75	48						0			50.0	0	785.0		5,701	
	3:00		75	48						0			50.0	0	835.0		5,651	
	4:00		50	48						0			50.0	0	885.0		5,601	
	5:00		50	48						0			40.0	0	925.0		5,561	
	6:00		50	48						0			40.0	0	965.0		5,521	
	7:00									0			0.0	0	965.0		5,521	
	8:00									0			0.0	0	965.0		5,521	
	9:35									0			0.0	0	965.0		5,521	
	10:00									0			0.0	0	965.0		5,521	
	11:00									0			0.0	0	965.0		5,521	
	12:00									0			0.0	0	965.0		5,521	
	13:00									0			0.0	0	965.0		5,521	
	14:00									0			0.0	0	965.0	6,599	12,120	
	15:00		150	48						0			0.0	0	965.0		12,120	
	16:00		50	48						0			50.0	0	1015.0		12,070	
	17:00		25	48						0			30.0	0	1045.0		12,040	
	18:00		0	48						0			0.0	0	1045.0		12,040	
	19:00		0	48						0			0.0	0	1045.0		12,040	
	20:00		0	48						0			0.0	0	1045.0		12,040	
	21:35		0	48						0			0.0	0	1045.0		12,040	
	22:00		0	48						0			0.0	0	1045.0		12,040	
	23:00		0	48						0			0.0	0	1045.0		12,040	
10/17/07	0:00		0	48						0			0.0	0	1045.0		12,040	
	1:00		0	48						0			0.0	0	1045.0		12,040	
	2:00		0	48						0			0.0	0	1045.0		12,040	
	3:00		0	48						0			0.0	0	1045.0		12,040	
	4:00		0	48						0			0.0	0	1045.0		12,040	
	5:00		0	48						0			0.0	0	1045.0		12,040	
	6:00		0	48						0			0.0	0	1045.0		12,040	
	7:00									0			0.0	0	1045.0		12,040	
	8:00									0			0.0	0	1045.0		12,040	

Flowback by
Supervisor
Operators
Location Phn#

Cardinal Flow Testing
Alan Tayrien
Troy Smith
979-218-6488

Well Name
Operator
Representative

WGV 22-23-697
Williams Production
Keith Hoffland

									Totals From Below: 289,469						0 13,368.4		6,599	
Date	Time	Wellhead Data			Separator				Gas Production		Fluid Production			Cumulative Prod		Frac Water		
MM/DD/YYYY	hh/mm	Tubing Press Psig	Casing Press Psig	Choke Size Ins.	Static Press. Psig	Diff. INS. H2O	Temp °F	Gas %	Approx. Flowrate MMCF/D	Cum. Volume MMCF	Cond. Prod. BO	Tank Gauge In H2O	Water Prod. BW	Cond. Prod. BO	Water Prod. BW	Pumped (1) BW	Yet To Recover BW	
	9:00									0			0.0	0	1045.0		12,040	
	10:00									0			0.0	0	1045.0		12,040	
	11:00									0			0.0	0	1045.0		12,040	
	12:00									0			0.0	0	1045.0		12,040	
	13:00									0			0.0	0	1045.0		12,040	
	14:00									0			0.0	0	1045.0		12,040	
	15:00									0			0.0	0	1045.0		12,040	
	16:00									0			0.0	0	1045.0		12,040	
	17:00									0			0.0	0	1045.0	4,676	16,716	
	18:00		300	32						0			0.0	0	1045.0		16,716	
	19:00		300	32						0			20.0	0	1065.0		16,696	
	20:00		400	32						0			50.0	0	1115.0		16,646	
	21:00		300	32						0			30.0	0	1145.0		16,616	
	22:00		400	32						0			40.0	0	1185.0		16,576	
	23:00		550	24						0			40.0	0	1225.0		16,536	
10/18/07	0:00		650	24						0			60.0	0	1285.0		16,476	
	1:00		650	24						0			60.0	0	1345.0		16,416	
	2:00		625	24						0			60.0	0	1405.0		16,356	
	3:00		600	24						0			60.0	0	1465.0		16,296	
	4:00		600	24						0			60.0	0	1525.0		16,236	
	5:00		600	24						0			50.0	0	1575.0		16,186	
	6:00		600	24						0			60.0	0	1635.0		16,126	
	7:00		500	24						0			40.0	0	1675.0		16,086	
	8:00		450	24						0			40.0	0	1715.0		16,046	
	9:00		400	32						0			40.0	0	1755.0		16,006	
	10:00		375	32						0			34.0	0	1789.0		15,972	
	11:00		400	32						0			34.0	0	1823.0		15,938	
	12:00		400	32						0			30.0	0	1853.0		15,908	
	13:00		400	32						0			30.0	0	1883.0		15,878	
	14:00		375	32						0			34.0	0	1917.0		15,844	
	15:00		350	32						0			40.0	0	1957.0		15,804	
	16:00		350	32						0			30.0	0	1987.0		15,774	
	17:00		350	32						0			30.0	0	2017.0		15,744	
	18:00		350	32						0			30.0	0	2047.0		15,714	
	19:00		300	32						0			34.0	0	2081.0		15,680	
	20:00		300	32						0			25.0	0	2106.0		15,655	
	21:00		300	32						0			30.0	0	2136.0		15,625	
	22:00		300	32						0			30.0	0	2166.0		15,595	
	23:00		325	32						0			30.0	0	2196.0		15,565	
10/19/07	0:00		325	32						0			25.0	0	2221.0		15,540	
	1:00		350	32						0			25.0	0	2246.0		15,515	
	2:00		325	32						0			30.0	0	2276.0		15,485	
	3:00		300	32						0			30.0	0	2306.0		15,455	
	4:00		300	32						0			20.0	0	2326.0		15,435	
	5:00		300	32						0			30.0	0	2356.0		15,405	
	6:00		325	32						0			30.0	0	2386.0		15,375	
	7:00		300	32						0			30.0	0	2416.0		15,345	
	8:00		300	32						0			30.0	0	2446.0		15,315	
	9:00		300	32						0			30.0	0	2476.0		15,285	
	10:00		275	32						0			30.0	0	2506.0		15,255	

Flowback by
Supervisor
Operators
Location Phn#

Cardinal Flow Testing
Alan Tayrien
Troy Smith
979-218-6488

Well Name
Operator
Representative

WGV 22-23-697
Williams Production
Keith Hoffland

									Totals From Below: 289,469						0 13,368.4		6,599	
Date	Time	Wellhead Data			Separator				Gas Production		Fluid Production			Cumulative Prod		Frac Water		
MM/DD/YYYY	hh/mm	Tubing Press Psig	Casing Press Psig	Choke Size Ins.	Static Press. Psig	Diff. INS. H2O	Temp °F	Gas %	Approx. Flowrate MMCF/D	Cum. Volume MMCF	Cond. Prod. BO	Tank Gauge In H2O	Water Prod. BW	Cond. Prod. BO	Water Prod. BW	Pumped (1) BW	Yet To Recover BW	
	11:00		325	48						0			40.0	0	2546.0		15,215	
	12:00		375	48						0			50.0	0	2596.0		15,165	
	13:00		450	48						0			40.0	0	2636.0		15,125	
	14:00		550	48						0			40.0	0	2676.0		15,085	
	15:00		575	48						0			30.0	0	2706.0		15,055	
	16:00		550	24						0			30.0	0	2736.0		15,025	
	17:00		550	24						0			30.0	0	2766.0		14,995	
	18:00		500	24						0			25.0	0	2791.0		14,970	
	19:00		450	24						0			25.0	0	2816.0		14,945	
	20:00		425	24						0			30.0	0	2846.0		14,915	
	21:00		400	24						0			30.0	0	2876.0		14,885	
	22:00		400	32						0			30.0	0	2906.0		14,855	
	23:00		375	32						0			30.0	0	2936.0		14,825	
10/20/07	0:00		375	32						0			30.0	0	2966.0		14,795	
	1:00		400	32						0			30.0	0	2996.0		14,765	
	2:00		425	32						0			30.0	0	3026.0		14,735	
	3:00		450	32						0			30.0	0	3056.0		14,705	
	4:00		475	32						0			30.0	0	3086.0		14,675	
	5:00		525	32						0			30.0	0	3116.0		14,645	
	6:00		525	24						0			30.0	0	3146.0		14,615	
	7:00		600	24						0			20.0	0	3166.0		14,595	
	8:00		600	24						0			20.0	0	3186.0		14,575	
	9:00		600	24						0			20.0	0	3206.0		14,555	
	10:00		600	24						0			20.0	0	3226.0		14,535	
	11:00		600	24						0			20.0	0	3246.0		14,515	
	12:00		600	24						0			20.0	0	3266.0		14,495	
	13:00		550	24						0			30.0	0	3296.0		14,465	
	14:00		600	24						0			20.0	0	3316.0		14,445	
	15:00		600	24						0			30.0	0	3346.0		14,415	
	16:00		600	24						0			20.0	0	3366.0		14,395	
	17:00		600	24						0			20.0	0	3386.0		14,375	
	18:00		625	24						0			20.0	0	3406.0		14,355	
	19:00		625	24						0			20.0	0	3426.0		14,335	
	20:00		625	24						0			20.0	0	3446.0		14,315	
	21:00		650	24						0			20.0	0	3466.0		14,295	
	22:00		650	24						0			20.0	0	3486.0		14,275	
	23:00		650	24						0			20.0	0	3506.0		14,255	
10/21/07	0:00		650	24						0			20.0	0	3526.0		14,235	
	1:00		675	24						0			20.0	0	3546.0		14,215	
	2:00		675	24						0			20.0	0	3566.0		14,195	
	3:00		675	24						0			20.0	0	3586.0		14,175	
	4:00		675	24						0			20.0	0	3606.0		14,155	
	5:00		675	24						0			20.0	0	3626.0		14,135	
	6:00		675	24						0			20.0	0	3646.0		14,115	
	7:00		675	24						0			20.0	0	3666.0		14,095	
	8:00		675	24						0			20.0	0	3686.0		14,075	
	9:00		675	24						0			20.0	0	3706.0		14,055	
	10:00		675	24						0			20.0	0	3726.0		14,035	
	11:00		675	24						0			20.0	0	3746.0		14,015	
	12:00		700	24						0			20.0	0	3766.0		13,995	

Flowback by
Supervisor
Operators
Location Phn#

Cardinal Flow Testing
Alan Tayrien
Troy Smith
979-218-6488

Well Name
Operator
Representative

WGV 22-23-697
Williams Production
Keith Hoffland

					Totals From Below: 289,469								0 13,368.4		6,599		
Date	Time	Wellhead Data			Separator				Gas Production		Fluid Production			Cumulative Prod		Frac Water	
MM/DD/YYYY	hh/mm	Tubing Press Psig	Casing Press Psig	Choke Size Ins.	Static Press. Psig	Diff. INS. H2O	Temp °F	Gas %	Approx. Flowrate MMCf/D	Cum. Volume MMCf	Cond. Prod. BO	Tank Gauge In H2O	Water Prod. BW	Cond. Prod. BO	Water Prod. BW	Pumped (1) BW	Yet To Recover BW
	13:00		700	24						0			20.0	0	3786.0		13,975
	14:00		700	24						0			20.0	0	3806.0		13,955
	15:00		700	24						0			25.0	0	3831.0		13,930
	16:00		700	24						0			20.0	0	3851.0		13,910
	17:00		700	24						0			20.0	0	3871.0		13,890
	18:00		700	24						0			20.0	0	3891.0		13,870
	19:00		700	24						0			25.0	0	3916.0		13,845
	20:00		700	24						0			20.0	0	3936.0		13,825
	21:00		700	24						0			20.0	0	3956.0		13,805
	22:00		700	24						0			20.0	0	3976.0		13,785
	23:00		700	24						0			20.0	0	3996.0		13,765
10/22/07	0:00		700	24						0			20.0	0	4016.0		13,745
	1:00		700	24						0			20.0	0	4036.0		13,725
	2:00		700	24						0			20.0	0	4056.0		13,705
	3:00		700	24						0			25.0	0	4081.0		13,680
	4:00		700	24						0			20.0	0	4101.0		13,660
	5:00		700	24						0			20.0	0	4121.0		13,640
	6:00		700	24						0			20.0	0	4141.0		13,620
	7:00		700	24						0			20.0	0	4161.0		13,600
	8:00		700	24						0			20.0	0	4181.0		13,580
	9:00		700	24						0			25.0	0	4206.0		13,555
	10:00		700	24						0			20.0	0	4226.0		13,535
	11:00		700	24						0			20.0	0	4246.0		13,515
	12:00		700	24						0			20.0	0	4266.0		13,495
	13:00		700	24						0			17.0	0	4283.0		13,478
	14:00		700	24						0			17.0	0	4300.0		13,461
	15:00		675	24						0			20.0	0	4320.0		13,441
	16:00		675	24						0			20.0	0	4340.0		13,421
	17:00		675	24						0			20.0	0	4360.0		13,401
	18:00		675	24						0			17.0	0	4377.0		13,384
	19:00		675	24						0			17.0	0	4394.0		13,367
	20:00		675	24						0			20.0	0	4414.0		13,347
	21:00		675	24						0			20.0	0	4434.0		13,327
	22:00		650	24						0			17.0	0	4451.0		13,310
	23:00		650	24						0			20.0	0	4471.0		13,290
10/23/07	0:00		650	24						0			20.0	0	4491.0		13,270
	1:00		650	24						0			20.0	0	4511.0		13,250
	2:00		650	24						0			20.0	0	4531.0		13,230
	3:00		650	24						0			17.0	0	4548.0		13,213
	4:00		650	24						0			20.0	0	4568.0		13,193
	5:00		650	24						0			20.0	0	4588.0		13,173
	6:00		650	24						0			20.0	0	4608.0		13,153
	7:00		625	24						0			20.0	0	4628.0		13,133
	8:00		625	24						0			20.0	0	4648.0		13,113
	9:00		625	24						0			20.0	0	4668.0		13,093
	10:00		625	24						0			17.0	0	4685.0		13,076
	11:00		625	24						0			17.0	0	4702.0		13,059
	12:00		625	24						0			15.0	0	4717.0		13,044
	13:00		625	24						0			17.0	0	4734.0		13,027
	14:00		600	24						0			17.0	0	4751.0		13,010

Flowback by
Supervisor
Operators
Location Phn#

Cardinal Flow Testing
Alan Tayrien
Troy Smith
979-218-6488

Well Name
Operator
Representative

WGV 22-23-697
Williams Production
Keith Hoffland

									Totals From Below: 289,469						0 13,368.4		6,599	
Date	Time	Wellhead Data			Separator				Gas Production		Fluid Production			Cumulative Prod		Frac Water		
MM/DD/YYYY	hh/mm	Tubing Press Psig	Casing Press Psig	Choke Size Ins.	Static Press. Psig	Diff. INS. H2O	Temp °F	Gas %	Approx. Flowrate MMCF/D	Cum. Volume MMCF	Cond. Prod. BO	Tank Gauge In H2O	Water Prod. BW	Cond. Prod. BO	Water Prod. BW	Pumped (1) BW	Yet To Recover BW	
	15:00		600	24						0			15.0	0	4766.0		12,995	
	16:00		600	24						0			15.0	0	4781.0		12,980	
	17:00		600	24						0			15.0	0	4796.0		12,965	
	18:00		600	24						0			15.0	0	4811.0		12,950	
	19:00		600	24						0			17.0	0	4828.0		12,933	
	20:00		600	24						0			15.0	0	4843.0		12,918	
	21:00		600	24						0			15.0	0	4858.0		12,903	
	22:00		600	24						0			15.0	0	4873.0		12,888	
	23:00		600	24						0			15.0	0	4888.0		12,873	
10/24/07	0:00		600	24						0			15.0	0	4903.0		12,858	
	1:00		600	24						0			15.0	0	4918.0		12,843	
	2:00		600	24						0			15.0	0	4933.0		12,828	
	3:00		600	24						0			17.0	0	4950.0		12,811	
	4:00		575	24						0			15.0	0	4965.0		12,796	
	5:00		575	24						0			15.0	0	4980.0		12,781	
	6:00		575	24						0			15.0	0	4995.0		12,766	
	7:00		575	24						0			15.0	0	5010.0		12,751	
	8:00		575	24						0			17.0	0	5027.0		12,734	
	9:00		575	24						0			17.0	0	5044.0		12,717	
	10:00		575	24						0			17.0	0	5061.0		12,700	
	11:00		575	24						0			15.0	0	5076.0		12,685	
	12:00		575	24						0			15.0	0	5091.0		12,670	
	13:00		600	24					1184.0	1,184			15.0	0	5106.0		12,655	
	14:00		600	24					1063.0	2,247			17.0	0	5123.0		12,638	
	15:00		600	24					1119.0	3,366			15.0	0	5138.0		12,623	
	16:00		575	24					1114.0	4,480			15.0	0	5153.0		12,608	
	17:00		575	24					1111.0	5,591			12.0	0	5165.0		12,596	
	18:00		550	24					1112.0	6,703			15.0	0	5180.0		12,581	
	19:00		550	24					1097.0	7,800			15.0	0	5195.0		12,566	
	20:00		550	24					1106.0	8,906			12.0	0	5207.0		12,554	
	21:00		550	24					1089.0	9,995			15.0	0	5222.0		12,539	
	22:00		550	24					1,065	11,060			17.0	0	5239.0		12,522	
	23:00		550	24					1,080	12,140			12.0	0	5251.0		12,510	
10/25/07	0:00		550	24					1,084	13,224			15.0	0	5266.0		12,495	
	1:00		550	24					1,074	14,298			15.0	0	5281.0		12,480	
	2:00		550	24					1,028	15,326			15.0	0	5296.0		12,465	
	3:00		550	24					1,068	16,394			12.0	0	5308.0		12,453	
	4:00		550	24					1,045	17,439			17.0	0	5325.0		12,436	
	5:00		550	24					1,048	18,487			15.0	0	5340.0		12,421	
	6:00		525	24					1,051	19,538			15.0	0	5355.0		12,406	
	7:00		550	24					1,041	20,579			12.0	0	5367.0		12,394	
	8:00		550	24					1,065	21,644			12.0	0	5379.0		12,382	
	9:00		550	24					1,003	22,647			15.0	0	5394.0		12,367	
	10:00		550	24					1,001	23,648			12.0	0	5406.0		12,355	
	11:00		525	24					969	24,617			10.0	0	5416.0		12,345	
	12:00		525	24					1,032	25,649			12.0	0	5428.0		12,333	
	13:00		525	24					1,114	26,763			10.0	0	5438.0		12,323	
	14:00		525	24					1,107	27,870			10.0	0	5448.0		12,313	
	15:00		525	24					1,031	28,901			10.0	0	5458.0		12,303	
	16:00		525	24					1,029	29,930			8.0	0	5466.0		12,295	

Flowback by
Supervisor
Operators
Location Phn#

Cardinal Flow Testing
Alan Tayrien
Troy Smith
979-218-6488

Well Name
Operator
Representative

WGV 22-23-697
Williams Production
Keith Hoffland

									Totals From Below: 289,469						0 13,368.4		6,599	
Date	Time	Wellhead Data			Separator				Gas Production		Fluid Production			Cumulative Prod		Frac Water		
MM/DD/YYYY	hh/mm	Tubing Press Psig	Casing Press Psig	Choke Size Ins.	Static Press. Psig	Diff. INS. H2O	Temp °F	Gas %	Approx. Flowrate MMCF/D	Cum. Volume MMCF	Cond. Prod. BO	Tank Gauge In H2O	Water Prod. BW	Cond. Prod. BO	Water Prod. BW	Pumped (1) BW	Yet To Recover BW	
	17:00		525	24					1,006	30,936			12.0	0	5478.0		12,283	
	18:00		525	24					1,059	31,995			8.0	0	5486.0		12,275	
	19:00		550	24					1,111	33,106			10.0	0	5496.0		12,265	
	20:00		475	24					1,043	34,149			10.0	0	5506.0		12,255	
	21:00		525	24					1,014	35,163			8.0	0	5514.0		12,247	
	22:00		550	24					1,295	36,458			8.0	0	5522.0		12,239	
	23:00		450	24					941	37,399			8.0	0	5530.0		12,231	
10/26/07	0:00		550	24					998	38,397			10.0	0	5540.0		12,221	
	1:00		550	24					979	39,376			8.0	0	5548.0		12,213	
	2:00		525	24					1,197	40,573			8.0	0	5556.0		12,205	
	3:00		525	24					1,256	41,829			8.0	0	5564.0		12,197	
	4:00		475	24					897	42,726			10.0	0	5574.0		12,187	
	5:00		500	24					852	43,578			8.0	0	5582.0		12,179	
	6:00		500	24					1,003	44,581			8.0	0	5590.0		12,171	
	7:00									44,581			0.0	0	5590.0		12,171	
	8:00									44,581			0.0	0	5590.0		12,171	
	9:00									44,581			0.0	0	5590.0		12,171	
	10:00									44,581			0.0	0	5590.0		12,171	
	11:00									44,581			0.0	0	5590.0		12,171	
	12:00									44,581			0.0	0	5590.0		12,171	
	13:00									44,581			0.0	0	5590.0		12,171	
	14:00									44,581			0.0	0	5590.0		12,171	
	15:00									44,581			0.0	0	5590.0		12,171	
	16:00		500	32						44,581			0.0	0	5590.0		12,171	
	17:00		450	32						44,581			30.0	0	5620.0		12,141	
	18:00		400	32						44,581			30.0	0	5650.0		12,111	
	19:00		375	32						44,581			35.0	0	5685.0		12,076	
	20:00		400	24						44,581			30.0	0	5715.0		12,046	
	21:00		425	24						44,581			25.0	0	5740.0		12,021	
	22:00		425	24						44,581			25.0	0	5765.0		11,996	
	23:00		425	24						44,581			25.0	0	5790.0		11,971	
	0:00		425	24						44,581			20.0	0	5810.0		11,951	
	1:00		425	24						44,581			20.0	0	5830.0		11,931	
	2:00		425	24						44,581			20.0	0	5850.0		11,911	
	3:00		425	24						44,581			25.0	0	5875.0		11,886	
	4:00		450	24						44,581			20.0	0	5895.0		11,866	
	5:00		425	24						44,581			25.0	0	5920.0		11,841	
	6:00		400	24						44,581			25.0	0	5945.0		11,816	
	7:00		350	24						44,581			20.0	0	5965.0		11,796	
	8:00		375	24					709	45,290			15.0	0	5980.0		11,781	
	9:00		425	24					903	46,193			10.0	0	5990.0		11,771	
	10:00		400	24					833	47,026			10.0	0	6000.0		11,761	
	11:00		400	24					846	47,872			13.0	0	6013.0		11,748	
	12:00		400	24					819	48,691			13.0	0	6026.0		11,735	
	13:00		400	24					793	49,484			10.0	0	6036.0		11,725	
	14:00		400	24					806	50,290			13.0	0	6049.0		11,712	
	15:00		400	24					816	51,106			15.0	0	6064.0		11,697	
	16:00		400	24					851	51,957			10.0	0	6074.0		11,687	
	17:00		400	24					783	52,740			13.0	0	6087.0		11,674	
	18:00		400	24					844	53,584			10.0	0	6097.0		11,664	

Flowback by
Supervisor
Operators
Location Phn#

Cardinal Flow Testing
Alan Tayrien
Troy Smith
979-218-6488

Well Name
Operator
Representative

WGV 22-23-697
Williams Production
Keith Hoffland

									Totals From Below: 289,469						0 13,368.4		6,599	
Date	Time	Wellhead Data			Separator				Gas Production		Fluid Production			Cumulative Prod		Frac Water		
MM/DD/YYYY	hh/mm	Tubing Press Psig	Casing Press Psig	Choke Size Ins.	Static Press. Psig	Diff. INS. H2O	Temp °F	Gas %	Approx. Flowrate MMCF/D	Cum. Volume MMCF	Cond. Prod. BO	Tank Gauge In H2O	Water Prod. BW	Cond. Prod. BO	Water Prod. BW	Pumped (1) BW	Yet To Recover BW	
	19:00		400	24					937	54,521			8.0	0	6105.0		11,656	
	20:00		400	24					803	55,324			10.0	0	6115.0		11,646	
	21:00		400	24					790	56,114			13.0	0	6128.0		11,633	
	22:00		400	24					784	56,898			10.0	0	6138.0		11,623	
	23:00		400	24					793	57,691			10.0	0	6148.0		11,613	
10/28/07	0:00		400	24					765	58,456			13.0	0	6161.0		11,600	
	1:00		400	24					743	59,199			10.0	0	6171.0		11,590	
	2:00		400	24					759	59,958			10.0	0	6181.0		11,580	
	3:00		400	24					741	60,699			13.0	0	6194.0		11,567	
	4:00		400	24					765	61,464			10.0	0	6204.0		11,557	
	5:00		400	24					757	62,221			8.0	0	6212.0		11,549	
	6:00		400	24					740	62,961			10.0	0	6222.0		11,539	
	7:00		400	24					757	63,718			10.0	0	6232.0		11,529	
	8:00		400	24					741	64,459			10.0	0	6242.0		11,519	
	9:00		400	24					765	65,224			7.0	0	6249.0		11,512	
	10:00		400	24					763	65,987			7.0	0	6256.0		11,505	
	11:00		400	24					723	66,710			10.0	0	6266.0		11,495	
	12:00		400	24					719	67,429			8.0	0	6274.0		11,487	
	13:00		400	24					742	68,171			8.0	0	6282.0		11,479	
	14:00		400	24					733	68,904			10.0	0	6292.0		11,469	
	15:00		400	24					728	69,632			8.0	0	6300.0		11,461	
	16:00		400	24					761	70,393			8.0	0	6308.0		11,453	
	17:00		400	24					715	71,108			7.0	0	6315.0		11,446	
	18:00		400	24					697	71,805			10.0	0	6325.0		11,436	
	19:00		400	24					718	72,523			7.0	0	6332.0		11,429	
	20:00		400	24					699	73,222			7.0	0	6339.0		11,422	
	21:00		400	24					681	73,903			10.0	0	6349.0		11,412	
	22:00		400	24					730	74,633			8.0	0	6357.0		11,404	
	23:00		400	24					727	75,360			8.0	0	6365.0		11,396	
10/29/07	0:00		400	24					710	76,070			10.0	0	6375.0		11,386	
	1:00		400	24					731	76,801			10.0	0	6385.0		11,376	
	2:00		400	24					692	77,493			8.0	0	6393.0		11,368	
	3:00		400	24					720	78,213			8.0	0	6401.0		11,360	
	4:00		400	24					711	78,924			8.0	0	6409.0		11,352	
	5:00		400	24					698	79,622			7.0	0	6416.0		11,345	
	6:00		400	24					702	80,324			8.0	0	6424.0		11,337	
	7:00		400	24					663	80,987			10.0	0	6434.0		11,327	
	8:00									80,987			0.0	0	6434.0		11,327	
	9:00									80,987			0.0	0	6434.0		11,327	
	10:00									80,987			0.0	0	6434.0		11,327	
	11:00									80,987			0.0	0	6434.0		11,327	
	12:00									80,987			0.0	0	6434.0		11,327	
	13:00									80,987			0.0	0	6434.0		11,327	
	14:00									80,987			0.0	0	6434.0		11,327	
	15:00									80,987			0.0	0	6434.0		11,327	
	16:00									80,987			0.0	0	6434.0		11,327	
	17:00		700	32						80,987			60.0	0	6494.0		11,267	
	18:00		650	32						80,987			60.0	0	6554.0		11,207	
	19:00		750	32						80,987			70.0	0	6624.0		11,137	
	20:00		775	24						80,987			55.0	0	6679.0		11,082	

Flowback by
Supervisor
Operators
Location Phn#

Cardinal Flow Testing
Alan Tayrien
Troy Smith
979-218-6488

Well Name
Operator
Representative

WGV 22-23-697
Williams Production
Keith Hoffland

								Totals From Below: 289,469						0 13,368.4		6,599		
Date	Time	Wellhead Data			Separator			Gas		Gas Production		Fluid Production			Cumulative Prod		Frac Water	
MM/DD/YYYY	hh/mm	Tubing Press Psig	Casing Press Psig	Choke Size Ins.	Static Press. Psig	Diff. INS. H2O	Temp °F	Gas %	Approx. Flowrate MMCF/D	Cum. Volume MMCF	Cond. Prod. BO	Tank Gauge In H2O	Water Prod. BW	Cond. Prod. BO	Water Prod. BW	Pumped (1) BW	Yet To Recover BW	
	21:00		775	24						80,987			60.0	0	6739.0		11,022	
	22:00		800	24						80,987			50.0	0	6789.0		10,972	
	23:00		800	24					628	81,615			45.0	0	6834.0		10,927	
10/30/07	0:00		800	24					619	82,234			40.0	0	6874.0		10,887	
	1:00		825	24					751	82,985			47.0	0	6921.0		10,840	
	2:00		825	24					795	83,780			43.0	0	6964.0		10,797	
	3:00		850	24					813	84,593			40.0	0	7004.0		10,757	
	4:00		900	24					900	85,493			47.0	0	7051.0		10,710	
	5:00		900	24					1,015	86,508			50.0	0	7101.0		10,660	
	6:00		900	24					994	87,502			45.0	0	7146.0		10,615	
	7:00									87,502			0.0	0	7146.0		10,615	
	8:00									87,502			0.0	0	7146.0		10,615	
	9:00									87,502			0.0	0	7146.0		10,615	
	10:00									87,502			0.0	0	7146.0		10,615	
	11:00									87,502			0.0	0	7146.0		10,615	
	12:00									87,502			0.0	0	7146.0		10,615	
	13:00		900	32						87,502			0.0	0	7146.0		10,615	
	14:00		900	32						87,502		70.0	316.4	0	7462.4		10,299	
	15:00		950	32						87,502		75.0	339.0	0	7801.4		9,960	
	16:00		950	32						87,502		75.0	339.0	0	8140.4		9,621	
	17:00		950	24						87,502		60.0	271.2	0	8411.6		9,349	
	18:00		950	24					737	88,239		50.0	226.0	0	8637.6		9,123	
	19:00		950	24					896	89,135		50.0	226.0	0	8863.6		8,897	
	20:00		950	24					851	89,986		50.0	226.0	0	9089.6		8,671	
	21:00		1,000	24					1,013	90,999		45.0	203.4	0	9293.0		8,468	
	22:00		1,000	24					1,211	92,210		40.0	180.8	0	9473.8		8,287	
	23:00		1,000	24					1,340	93,550		45.0	203.4	0	9677.2		8,084	
10/31/07	0:00		1,000	24					1,365	94,915		40.0	180.8	0	9858.0		7,903	
	1:00		1,000	24					1,322	96,237		40.0	180.8	0	10038.8		7,722	
	2:00		1,000	24					1,332	97,569		40.0	180.8	0	10219.6		7,541	
	3:00		1,000	24					1,408	98,977		38.0	171.8	0	10391.4		7,370	
	4:00		1,000	24					1,379	100,356		45.0	203.4	0	10594.8		7,166	
	5:00		1,000	24					1,412	101,768		40.0	180.8	0	10775.6		6,985	
	6:00		1,000	24					1,432	103,200		40.0	180.8	0	10956.4		6,805	
	7:00		1,000	24						103,200			0.0	0	10956.4		6,805	
	8:00			32						103,200			0.0	0	10956.4		6,805	
	9:00			32						103,200			0.0	0	10956.4		6,805	
	10:00			32						103,200			0.0	0	10956.4		6,805	
	11:00			32						103,200			0.0	0	10956.4		6,805	
	12:00			32						103,200			0.0	0	10956.4		6,805	
	13:00	0	1,350	32						103,200			0.0	0	10956.4		6,805	
	14:00	0	1,500	32						103,200			0.0	0	10956.4		6,805	
	15:00	0	1,600	32						103,200			0.0	0	10956.4		6,805	
	16:00	1,050	1,700	24						103,200			70.0	0	11026.4		6,735	
	17:00	1,050	1,750	24					1,454	104,654			50.0	0	11076.4		6,685	
	18:00	1,050	1,750	24					1,450	106,104			40.0	0	11116.4		6,645	
	19:00	1,050	1,800	24					1,439	107,543			40.0	0	11156.4		6,605	
	20:00	1,050	1,800	24					1,502	109,045			37.0	0	11193.4		6,568	
	21:00	1,050	1,800	24					1,439	110,484			35.0	0	11228.4		6,533	
	22:00	1,050	1,800	24					1,501	111,985			35.0	0	11263.4		6,498	

Flowback by
Supervisor
Operators
Location Phn#

Cardinal Flow Testing
Alan Tayrien
Troy Smith
979-218-6488

Well Name
Operator
Representative

WGV 22-23-697
Williams Production
Keith Hoffland

									Totals From Below: 289,469						0 13,368.4		6,599	
Date	Time	Wellhead Data			Separator				Gas Production		Fluid Production			Cumulative Prod		Frac Water		
MM/DD/YYYY	hh/mm	Tubing Press Psig	Casing Press Psig	Choke Size Ins.	Static Press. Psig	Diff. INS. H2O	Temp °F	Gas %	Approx. Flowrate MMCF/D	Cum. Volume MMCF	Cond. Prod. BO	Tank Gauge In H2O	Water Prod. BW	Cond. Prod. BO	Water Prod. BW	Pumped (1) BW	Yet To Recover BW	
	23:00	1,050	1,825	24					1,409	113,394			33.0	0	11296.4		6,465	
11/01/07	0:00	1,050	1,825	24					1,450	114,844			37.0	0	11333.4		6,428	
	1:00	1,050	1,825	24					1,463	116,307			35.0	0	11368.4		6,393	
	2:00	1,050	1,825	24					1,417	117,724			35.0	0	11403.4		6,358	
	3:00	1,050	1,825	24					1,542	119,266			32.0	0	11435.4		6,326	
	4:00	1,025	1,825	24					1,529	120,795			35.0	0	11470.4		6,291	
	5:00	1,025	1,825	24					1,544	122,339			30.0	0	11500.4		6,261	
	6:00	1,025	1,825	24					1,627	123,966			35.0	0	11535.4		6,226	
	7:00	1,075	1,800	24					1,595	125,561			30.0	0	11565.4		6,196	
	8:00	1,075	1,800	24					1,696	127,257			30.0	0	11595.4		6,166	
	9:00	1,075	1,800	24					1,712	128,969			27.0	0	11622.4		6,139	
	10:00	1,050	1,800	24					1,730	130,699			30.0	0	11652.4		6,109	
	11:00	1,050	1,800	24					1,760	132,459			25.0	0	11677.4		6,084	
	12:00	1,050	1,800	24					1,764	134,223			25.0	0	11702.4		6,059	
	13:00	1,050	1,800	24					1,772	135,995			27.0	0	11729.4		6,032	
	14:00	1,050	1,800	24					1,875	137,870			27.0	0	11756.4		6,005	
	15:00	1,050	1,800	24					1,844	139,714			23.0	0	11779.4		5,982	
	16:00	1,025	1,800	24					1,893	141,607			27.0	0	11806.4		5,955	
	17:00	1,025	1,775	24					1,990	143,597			30.0	0	11836.4		5,925	
	18:00	1,025	1,775	24					2,047	145,644			25.0	0	11861.4		5,900	
	19:00	1,025	1,775	24					1,950	147,594			25.0	0	11886.4		5,875	
	20:00	1,025	1,775	24					1,920	149,514			25.0	0	11911.4		5,850	
	21:00	1,025	1,775	24					1,894	151,408			23.0	0	11934.4		5,827	
	22:00	1,025	1,750	24					1,890	153,298			20.0	0	11954.4		5,807	
	23:00	1,025	1,750	24					1,845	155,143			25.0	0	11979.4		5,782	
11/02/07	0:00	1,025	1,725	24					1,948	157,091			25.0	0	12004.4		5,757	
	1:00	1,000	1,725	24					1,973	159,064			23.0	0	12027.4		5,734	
	2:00	1,000	1,725	24					2,034	161,098			20.0	0	12047.4		5,714	
	3:00	1,000	1,725	24					2,062	163,160			25.0	0	12072.4		5,689	
	4:00	1,000	1,700	24					1,956	165,116			25.0	0	12097.4		5,664	
	5:00	1,000	1,700	24					1,994	167,110			25.0	0	12122.4		5,639	
	6:00	1,000	1,700	24					1,955	169,065			27.0	0	12149.4		5,612	
	7:00	1,000	1,700	24					1,980	171,045			23.0	0	12172.4		5,589	
	8:00	1,000	1,700	24					2,062	173,107			23.0	0	12195.4		5,566	
	9:00	1,000	1,700	24					2,137	175,244			25.0	0	12220.4		5,541	
	10:00	1,000	1,700	24					2,100	177,344			23.0	0	12243.4		5,518	
	11:00	1,000	1,700	24					2,112	179,456			23.0	0	12266.4		5,495	
	12:00	1,000	1,700	24					2,098	181,554			25.0	0	12291.4		5,470	
	13:00	1,000	1,650	24					2,070	183,624			25.0	0	12316.4		5,445	
	14:00	1,000	1,650	24					2,055	185,679			20.0	0	12336.4		5,425	
	15:00	1,000	1,650	24					2,047	187,726			25.0	0	12361.4		5,400	
	16:00	1,000	1,650	24					2,061	189,787			23.0	0	12384.4		5,377	
	17:00	1,000	1,650	24					2,082	191,869			23.0	0	12407.4		5,354	
	18:00	1,000	1,625	24					2,059	193,928			25.0	0	12432.4		5,329	
	19:00	1,025	1,625	24					2,095	196,023			20.0	0	12452.4		5,309	
	20:00	1,025	1,625	24					2,067	198,090			20.0	0	12472.4		5,289	
	21:00	1,025	1,625	24					2,084	200,174			25.0	0	12497.4		5,264	
	22:00	1,025	1,600	24					2,038	202,212			22.0	0	12519.4		5,242	
	23:00	1,025	1,600	24					2,089	204,301			20.0	0	12539.4		5,222	
11/03/07	0:00	1,025	1,600	24					2,097	206,398			25.0	0	12564.4		5,197	

Flowback by
Supervisor
Operators
Location Phn#

Cardinal Flow Testing
Alan Tayrien
Troy Smith
979-218-6488

Well Name
Operator
Representative

WGV 22-23-697
Williams Production
Keith Hoffland

									Totals From Below: 289,469						0 13,368.4		6,599	
Date	Time	Wellhead Data			Separator				Gas Production		Fluid Production			Cumulative Prod		Frac Water		
MM/DD/YYYY	hh/mm	Tubing Press Psig	Casing Press Psig	Choke Size Ins.	Static Press. Psig	Diff. INS. H2O	Temp °F	Gas %	Approx. Flowrate MMCF/D	Cum. Volume MMCF	Cond. Prod. BO	Tank Gauge In H2O	Water Prod. BW	Cond. Prod. BO	Water Prod. BW	Pumped (1) BW	Yet To Recover BW	
	1:00	1,025	1,600	24					2,041	208,439			20.0	0	12584.4		5,177	
	2:00	1,025	1,575	24					2,184	210,623			25.0	0	12609.4		5,152	
	3:00	1,025	1,600	24					2,109	212,732			25.0	0	12634.4		5,127	
	4:00	1,000	1,575	24					2,127	214,859			23.0	0	12657.4		5,104	
	5:00	1,000	1,575	24					2,096	216,955			20.0	0	12677.4		5,084	
	6:00	1,000	1,575	24					2,055	219,010			20.0	0	12697.4		5,064	
	7:00	1,000	1,575	24					2,080	221,090			20.0	0	12717.4		5,044	
	8:00	1,000	1,575	24					2,124	223,214			17.0	0	12734.4		5,027	
	9:00	1,000	1,575	24					2,038	225,252			20.0	0	12754.4		5,007	
	10:00	1,000	1,575	24					2,041	227,293			23.0	0	12777.4		4,984	
	11:00	1,000	1,575	24					2,096	229,389			17.0	0	12794.4		4,967	
	12:00	1,000	1,575	24					2,031	231,420			20.0	0	12814.4		4,947	
	13:00	1,000	1,550	24					2,075	233,495			23.0	0	12837.4		4,924	
	14:00	1,000	1,550	24					2,087	235,582			23.0	0	12860.4		4,901	
	15:00	1,000	1,550	24					2,060	237,642			20.0	0	12880.4		4,881	
	16:00	975	1,525	24					2,071	239,713			17.0	0	12897.4		4,864	
	17:00	975	1,525	24					2,007	241,720			20.0	0	12917.4		4,844	
	18:00	975	1,525	24					2,069	243,789			20.0	0	12937.4		4,824	
	19:00	975	1,525	24					2,051	245,840			25.0	0	12962.4		4,799	
	20:00	975	1,525	24					2,089	247,929			23.0	0	12985.4		4,776	
	21:00	975	1,525	24					2,098	250,027			23.0	0	13008.4		4,753	
	22:00	975	1,500	24					2,125	252,152			17.0	0	13025.4		4,736	
	23:00	975	1,500	24					2,117	254,269			20.0	0	13045.4		4,716	
11/04/07	0:00	975	1,500	24					2,142	256,411			23.0	0	13068.4		4,693	
	1:00	975	1,475	24					2,103	258,514			20.0	0	13088.4		4,673	
	2:00	975	1,475	24					2,127	260,641			20.0	0	13108.4		4,653	
	3:00	950	1,475	24					2,052	262,693			23.0	0	13131.4		4,630	
	4:00	950	1,475	24					2,093	264,786			20.0	0	13151.4		4,610	
	5:00	950	1,475	24					2,041	266,827			17.0	0	13168.4		4,593	
	6:00	950	1,450	24					2,057	268,884			17.0	0	13185.4		4,576	
	7:00	950	1,450	24					2,013	270,897			17.0	0	13202.4		4,559	
	8:00	950	1,450	24					2,047	272,944			17.0	0	13219.4		4,542	
	9:00	950	1,450	24					2,042	274,986			20.0	0	13239.4		4,522	
	10:00	950	1,450	24					2,101	277,087			20.0	0	13259.4		4,502	
	11:00	950	1,450	24					2,063	279,150			17.0	0	13276.4		4,485	
	12:00	950	1,450	24					2,111	281,261			20.0	0	13296.4		4,465	
	13:00	950	1,450	24					2,017	283,278			20.0	0	13316.4		4,445	
	14:00	950	1,450	24					2,061	285,339			20.0	0	13336.4		4,425	
	15:00	950	1,450	24					2,044	287,383			17.0	0	13353.4		4,408	
	16:00	950	1,450	24					2,086	289,469			15.0	0	13368.4		4,393	
	17:00	950	1,450	24					2,108	291,577			17.0	0	13385.4		4,376	
	18:00	925	1,450	24					2,078	293,655			20.0	0	13405.4		4,356	
	19:00	925	1,425	24					2,109	295,764			15.0	0	13420.4		4,341	
	20:00	925	1,425	24					2,062	297,826			17.0	0	13437.4		4,324	
	21:00	925	1,425	24					2,031	299,857			20.0	0	13457.4		4,304	
	22:00	925	1,425	24					2,047	301,904			17.0	0	13474.4		4,287	
	23:00	925	1,425	24					2,064	303,968			20.0	0	13494.4		4,267	

Flowback by
Supervisor
Operators
Location Phn#

Cardinal Flow Testing
Alan Tayrien
Troy Smith
979-218-6488

Well Name
Operator
Representative

WGV 22-23-697
Williams Production
Keith Hoffland

									Totals From Below: 289,469						0 13,368.4		6,599	
Date	Time	Wellhead Data			Separator				Gas Production		Fluid Production			Cumulative Prod		Frac Water		
MM/DD/YYYY	hh/mm	Tubing Press Psig	Casing Press Psig	Choke Size Ins.	Static Press. Psig	Diff. INS. H2O	Temp °F	Gas %	Approx. Flowrate MMCF/D	Cum. Volume MMCF	Cond. Prod. BO	Tank Gauge In H2O	Water Prod. BW	Cond. Prod. BO	Water Prod. BW	Pumped (1) BW	Yet To Recover BW	
10/15/07	7:00									0			0.0	0	0.0		0	
	8:00									0			0.0	0	0.0		0	
	9:00									0			0.0	0	0.0		0	
	10:00									0			0.0	0	0.0		0	
	11:00									0			0.0	0	0.0		0	
	12:00									0			0.0	0	0.0		0	
	13:00									0			0.0	0	0.0		0	
	14:00									0			0.0	0	0.0		0	
	15:00									0			0.0	0	0.0		0	
	16:00									0			0.0	0	0.0	6,486	6,486	
	17:00		250	48						0			75.0	0	75.0		6,411	
	18:00		225	48						0			150.0	0	225.0		6,261	
	19:00		175	48						0			100.0	0	325.0		6,161	
	20:00		150	48						0			80.0	0	405.0		6,081	
	21:00		150	48						0			80.0	0	485.0		6,001	
	22:00		125	48						0			70.0	0	555.0		5,931	
	23:00		100	48						0			60.0	0	615.0		5,871	
10/16/07	0:00		100	48						0			60.0	0	675.0		5,811	
	1:00		100	48						0			60.0	0	735.0		5,751	
	2:00		75	48						0			50.0	0	785.0		5,701	
	3:00		75	48						0			50.0	0	835.0		5,651	
	4:00		50	48						0			50.0	0	885.0		5,601	
	5:00		50	48						0			40.0	0	925.0		5,561	
	6:00		50	48						0			40.0	0	965.0		5,521	
	7:00									0			0.0	0	965.0		5,521	
	8:00									0			0.0	0	965.0		5,521	
	9:35									0			0.0	0	965.0		5,521	
	10:00									0			0.0	0	965.0		5,521	
	11:00									0			0.0	0	965.0		5,521	
	12:00									0			0.0	0	965.0		5,521	
	13:00									0			0.0	0	965.0		5,521	
	14:00									0			0.0	0	965.0	6,599	12,120	
	15:00		150	48						0			0.0	0	965.0		12,120	
	16:00		50	48						0			50.0	0	1015.0		12,070	
	17:00		25	48						0			30.0	0	1045.0		12,040	
	18:00		0	48						0			0.0	0	1045.0		12,040	
	19:00		0	48						0			0.0	0	1045.0		12,040	
	20:00		0	48						0			0.0	0	1045.0		12,040	
	21:35		0	48						0			0.0	0	1045.0		12,040	
	22:00		0	48						0			0.0	0	1045.0		12,040	
	23:00		0	48						0			0.0	0	1045.0		12,040	
10/17/07	0:00		0	48						0			0.0	0	1045.0		12,040	
	1:00		0	48						0			0.0	0	1045.0		12,040	
	2:00		0	48						0			0.0	0	1045.0		12,040	
	3:00		0	48						0			0.0	0	1045.0		12,040	
	4:00		0	48						0			0.0	0	1045.0		12,040	
	5:00		0	48						0			0.0	0	1045.0		12,040	
	6:00		0	48						0			0.0	0	1045.0		12,040	
	7:00									0			0.0	0	1045.0		12,040	
	8:00									0			0.0	0	1045.0		12,040	

Flowback by
Supervisor
Operators
Location Phn#

Cardinal Flow Testing
Alan Tayrien
Troy Smith
979-218-6488

Well Name
Operator
Representative

WGV 22-23-697
Williams Production
Keith Hoffland

									Totals From Below: 289,469						0 13,368.4		6,599	
Date	Time	Wellhead Data			Separator				Gas Production		Fluid Production			Cumulative Prod		Frac Water		
MM/DD/YYYY	hh/mm	Tubing Press Psig	Casing Press Psig	Choke Size Ins.	Static Press. Psig	Diff. INS. H2O	Temp °F	Gas %	Approx. Flowrate MMCF/D	Cum. Volume MMCF	Cond. Prod. BO	Tank Gauge In H2O	Water Prod. BW	Cond. Prod. BO	Water Prod. BW	Pumped (1) BW	Yet To Recover BW	
	9:00									0			0.0	0	1045.0		12,040	
	10:00									0			0.0	0	1045.0		12,040	
	11:00									0			0.0	0	1045.0		12,040	
	12:00									0			0.0	0	1045.0		12,040	
	13:00									0			0.0	0	1045.0		12,040	
	14:00									0			0.0	0	1045.0		12,040	
	15:00									0			0.0	0	1045.0		12,040	
	16:00									0			0.0	0	1045.0		12,040	
	17:00									0			0.0	0	1045.0	4,676	16,716	
	18:00		300	32						0			0.0	0	1045.0		16,716	
	19:00		300	32						0			20.0	0	1065.0		16,696	
	20:00		400	32						0			50.0	0	1115.0		16,646	
	21:00		300	32						0			30.0	0	1145.0		16,616	
	22:00		400	32						0			40.0	0	1185.0		16,576	
	23:00		550	24						0			40.0	0	1225.0		16,536	
10/18/07	0:00		650	24						0			60.0	0	1285.0		16,476	
	1:00		650	24						0			60.0	0	1345.0		16,416	
	2:00		625	24						0			60.0	0	1405.0		16,356	
	3:00		600	24						0			60.0	0	1465.0		16,296	
	4:00		600	24						0			60.0	0	1525.0		16,236	
	5:00		600	24						0			50.0	0	1575.0		16,186	
	6:00		600	24						0			60.0	0	1635.0		16,126	
	7:00		500	24						0			40.0	0	1675.0		16,086	
	8:00		450	24						0			40.0	0	1715.0		16,046	
	9:00		400	32						0			40.0	0	1755.0		16,006	
	10:00		375	32						0			34.0	0	1789.0		15,972	
	11:00		400	32						0			34.0	0	1823.0		15,938	
	12:00		400	32						0			30.0	0	1853.0		15,908	
	13:00		400	32						0			30.0	0	1883.0		15,878	
	14:00		375	32						0			34.0	0	1917.0		15,844	
	15:00		350	32						0			40.0	0	1957.0		15,804	
	16:00		350	32						0			30.0	0	1987.0		15,774	
	17:00		350	32						0			30.0	0	2017.0		15,744	
	18:00		350	32						0			30.0	0	2047.0		15,714	
	19:00		300	32						0			34.0	0	2081.0		15,680	
	20:00		300	32						0			25.0	0	2106.0		15,655	
	21:00		300	32						0			30.0	0	2136.0		15,625	
	22:00		300	32						0			30.0	0	2166.0		15,595	
	23:00		325	32						0			30.0	0	2196.0		15,565	
10/19/07	0:00		325	32						0			25.0	0	2221.0		15,540	
	1:00		350	32						0			25.0	0	2246.0		15,515	
	2:00		325	32						0			30.0	0	2276.0		15,485	
	3:00		300	32						0			30.0	0	2306.0		15,455	
	4:00		300	32						0			20.0	0	2326.0		15,435	
	5:00		300	32						0			30.0	0	2356.0		15,405	
	6:00		325	32						0			30.0	0	2386.0		15,375	
	7:00		300	32						0			30.0	0	2416.0		15,345	
	8:00		300	32						0			30.0	0	2446.0		15,315	
	9:00		300	32						0			30.0	0	2476.0		15,285	
	10:00		275	32						0			30.0	0	2506.0		15,255	

Flowback by
Supervisor
Operators
Location Phn#

Cardinal Flow Testing
Alan Tayrien
Troy Smith
979-218-6488

Well Name
Operator
Representative

WGV 22-23-697
Williams Production
Keith Hoffland

					Totals From Below: 289,469								0 13,368.4		6,599		
Date	Time	Wellhead Data			Separator				Gas Production		Fluid Production			Cumulative Prod		Frac Water	
MM/DD/YYYY	hh/mm	Tubing Press Psig	Casing Press Psig	Choke Size Ins.	Static Press. Psig	Diff. INS. H2O	Temp °F	Gas %	Approx. Flowrate MMCF/D	Cum. Volume MMCF	Cond. Prod. BO	Tank Gauge In H2O	Water Prod. BW	Cond. Prod. BO	Water Prod. BW	Pumped (1) BW	Yet To Recover BW
	11:00		325	48						0			40.0	0	2546.0		15,215
	12:00		375	48						0			50.0	0	2596.0		15,165
	13:00		450	48						0			40.0	0	2636.0		15,125
	14:00		550	48						0			40.0	0	2676.0		15,085
	15:00		575	48						0			30.0	0	2706.0		15,055
	16:00		550	24						0			30.0	0	2736.0		15,025
	17:00		550	24						0			30.0	0	2766.0		14,995
	18:00		500	24						0			25.0	0	2791.0		14,970
	19:00		450	24						0			25.0	0	2816.0		14,945
	20:00		425	24						0			30.0	0	2846.0		14,915
	21:00		400	24						0			30.0	0	2876.0		14,885
	22:00		400	32						0			30.0	0	2906.0		14,855
	23:00		375	32						0			30.0	0	2936.0		14,825
10/20/07	0:00		375	32						0			30.0	0	2966.0		14,795
	1:00		400	32						0			30.0	0	2996.0		14,765
	2:00		425	32						0			30.0	0	3026.0		14,735
	3:00		450	32						0			30.0	0	3056.0		14,705
	4:00		475	32						0			30.0	0	3086.0		14,675
	5:00		525	32						0			30.0	0	3116.0		14,645
	6:00		525	24						0			30.0	0	3146.0		14,615
	7:00		600	24						0			20.0	0	3166.0		14,595
	8:00		600	24						0			20.0	0	3186.0		14,575
	9:00		600	24						0			20.0	0	3206.0		14,555
	10:00		600	24						0			20.0	0	3226.0		14,535
	11:00		600	24						0			20.0	0	3246.0		14,515
	12:00		600	24						0			20.0	0	3266.0		14,495
	13:00		550	24						0			30.0	0	3296.0		14,465
	14:00		600	24						0			20.0	0	3316.0		14,445
	15:00		600	24						0			30.0	0	3346.0		14,415
	16:00		600	24						0			20.0	0	3366.0		14,395
	17:00		600	24						0			20.0	0	3386.0		14,375
	18:00		625	24						0			20.0	0	3406.0		14,355
	19:00		625	24						0			20.0	0	3426.0		14,335
	20:00		625	24						0			20.0	0	3446.0		14,315
	21:00		650	24						0			20.0	0	3466.0		14,295
	22:00		650	24						0			20.0	0	3486.0		14,275
	23:00		650	24						0			20.0	0	3506.0		14,255
10/21/07	0:00		650	24						0			20.0	0	3526.0		14,235
	1:00		675	24						0			20.0	0	3546.0		14,215
	2:00		675	24						0			20.0	0	3566.0		14,195
	3:00		675	24						0			20.0	0	3586.0		14,175
	4:00		675	24						0			20.0	0	3606.0		14,155
	5:00		675	24						0			20.0	0	3626.0		14,135
	6:00		675	24						0			20.0	0	3646.0		14,115
	7:00		675	24						0			20.0	0	3666.0		14,095
	8:00		675	24						0			20.0	0	3686.0		14,075
	9:00		675	24						0			20.0	0	3706.0		14,055
	10:00		675	24						0			20.0	0	3726.0		14,035
	11:00		675	24						0			20.0	0	3746.0		14,015
	12:00		700	24						0			20.0	0	3766.0		13,995

Flowback by
Supervisor
Operators
Location Phn#

Cardinal Flow Testing
Alan Tayrien
Troy Smith
979-218-6488

Well Name
Operator
Representative

WGV 22-23-697
Williams Production
Keith Hoffland

					Totals From Below: 289,469								0 13,368.4		6,599		
Date	Time	Wellhead Data			Separator				Gas Production		Fluid Production			Cumulative Prod		Frac Water	
MM/DD/YYYY	hh/mm	Tubing Press Psig	Casing Press Psig	Choke Size Ins.	Static Press. Psig	Diff. INS. H2O	Temp °F	Gas %	Approx. Flowrate MMCf/D	Cum. Volume MMCf	Cond. Prod. BO	Tank Gauge In H2O	Water Prod. BW	Cond. Prod. BO	Water Prod. BW	Pumped (1) BW	Yet To Recover BW
	13:00		700	24						0			20.0	0	3786.0		13,975
	14:00		700	24						0			20.0	0	3806.0		13,955
	15:00		700	24						0			25.0	0	3831.0		13,930
	16:00		700	24						0			20.0	0	3851.0		13,910
	17:00		700	24						0			20.0	0	3871.0		13,890
	18:00		700	24						0			20.0	0	3891.0		13,870
	19:00		700	24						0			25.0	0	3916.0		13,845
	20:00		700	24						0			20.0	0	3936.0		13,825
	21:00		700	24						0			20.0	0	3956.0		13,805
	22:00		700	24						0			20.0	0	3976.0		13,785
	23:00		700	24						0			20.0	0	3996.0		13,765
10/22/07	0:00		700	24						0			20.0	0	4016.0		13,745
	1:00		700	24						0			20.0	0	4036.0		13,725
	2:00		700	24						0			20.0	0	4056.0		13,705
	3:00		700	24						0			25.0	0	4081.0		13,680
	4:00		700	24						0			20.0	0	4101.0		13,660
	5:00		700	24						0			20.0	0	4121.0		13,640
	6:00		700	24						0			20.0	0	4141.0		13,620
	7:00		700	24						0			20.0	0	4161.0		13,600
	8:00		700	24						0			20.0	0	4181.0		13,580
	9:00		700	24						0			25.0	0	4206.0		13,555
	10:00		700	24						0			20.0	0	4226.0		13,535
	11:00		700	24						0			20.0	0	4246.0		13,515
	12:00		700	24						0			20.0	0	4266.0		13,495
	13:00		700	24						0			17.0	0	4283.0		13,478
	14:00		700	24						0			17.0	0	4300.0		13,461
	15:00		675	24						0			20.0	0	4320.0		13,441
	16:00		675	24						0			20.0	0	4340.0		13,421
	17:00		675	24						0			20.0	0	4360.0		13,401
	18:00		675	24						0			17.0	0	4377.0		13,384
	19:00		675	24						0			17.0	0	4394.0		13,367
	20:00		675	24						0			20.0	0	4414.0		13,347
	21:00		675	24						0			20.0	0	4434.0		13,327
	22:00		650	24						0			17.0	0	4451.0		13,310
	23:00		650	24						0			20.0	0	4471.0		13,290
10/23/07	0:00		650	24						0			20.0	0	4491.0		13,270
	1:00		650	24						0			20.0	0	4511.0		13,250
	2:00		650	24						0			20.0	0	4531.0		13,230
	3:00		650	24						0			17.0	0	4548.0		13,213
	4:00		650	24						0			20.0	0	4568.0		13,193
	5:00		650	24						0			20.0	0	4588.0		13,173
	6:00		650	24						0			20.0	0	4608.0		13,153
	7:00		625	24						0			20.0	0	4628.0		13,133
	8:00		625	24						0			20.0	0	4648.0		13,113
	9:00		625	24						0			20.0	0	4668.0		13,093
	10:00		625	24						0			17.0	0	4685.0		13,076
	11:00		625	24						0			17.0	0	4702.0		13,059
	12:00		625	24						0			15.0	0	4717.0		13,044
	13:00		625	24						0			17.0	0	4734.0		13,027
	14:00		600	24						0			17.0	0	4751.0		13,010

Flowback by
Supervisor
Operators
Location Phn#

Cardinal Flow Testing
Alan Tayrien
Troy Smith
979-218-6488

Well Name
Operator
Representative

WGV 22-23-697
Williams Production
Keith Hoffland

									Totals From Below: 289,469						0 13,368.4		6,599	
Date	Time	Wellhead Data			Separator				Gas Production		Fluid Production			Cumulative Prod		Frac Water		
MM/DD/YYYY	hh/mm	Tubing Press Psig	Casing Press Psig	Choke Size Ins.	Static Press. Psig	Diff. INS. H2O	Temp °F	Gas %	Approx. Flowrate MMCF/D	Cum. Volume MMCF	Cond. Prod. BO	Tank Gauge In H2O	Water Prod. BW	Cond. Prod. BO	Water Prod. BW	Pumped (1) BW	Yet To Recover BW	
	15:00		600	24						0			15.0	0	4766.0		12,995	
	16:00		600	24						0			15.0	0	4781.0		12,980	
	17:00		600	24						0			15.0	0	4796.0		12,965	
	18:00		600	24						0			15.0	0	4811.0		12,950	
	19:00		600	24						0			17.0	0	4828.0		12,933	
	20:00		600	24						0			15.0	0	4843.0		12,918	
	21:00		600	24						0			15.0	0	4858.0		12,903	
	22:00		600	24						0			15.0	0	4873.0		12,888	
	23:00		600	24						0			15.0	0	4888.0		12,873	
10/24/07	0:00		600	24						0			15.0	0	4903.0		12,858	
	1:00		600	24						0			15.0	0	4918.0		12,843	
	2:00		600	24						0			15.0	0	4933.0		12,828	
	3:00		600	24						0			17.0	0	4950.0		12,811	
	4:00		575	24						0			15.0	0	4965.0		12,796	
	5:00		575	24						0			15.0	0	4980.0		12,781	
	6:00		575	24						0			15.0	0	4995.0		12,766	
	7:00		575	24						0			15.0	0	5010.0		12,751	
	8:00		575	24						0			17.0	0	5027.0		12,734	
	9:00		575	24						0			17.0	0	5044.0		12,717	
	10:00		575	24						0			17.0	0	5061.0		12,700	
	11:00		575	24						0			15.0	0	5076.0		12,685	
	12:00		575	24						0			15.0	0	5091.0		12,670	
	13:00		600	24					1184.0	1,184			15.0	0	5106.0		12,655	
	14:00		600	24					1063.0	2,247			17.0	0	5123.0		12,638	
	15:00		600	24					1119.0	3,366			15.0	0	5138.0		12,623	
	16:00		575	24					1114.0	4,480			15.0	0	5153.0		12,608	
	17:00		575	24					1111.0	5,591			12.0	0	5165.0		12,596	
	18:00		550	24					1112.0	6,703			15.0	0	5180.0		12,581	
	19:00		550	24					1097.0	7,800			15.0	0	5195.0		12,566	
	20:00		550	24					1106.0	8,906			12.0	0	5207.0		12,554	
	21:00		550	24					1089.0	9,995			15.0	0	5222.0		12,539	
	22:00		550	24					1,065	11,060			17.0	0	5239.0		12,522	
	23:00		550	24					1,080	12,140			12.0	0	5251.0		12,510	
10/25/07	0:00		550	24					1,084	13,224			15.0	0	5266.0		12,495	
	1:00		550	24					1,074	14,298			15.0	0	5281.0		12,480	
	2:00		550	24					1,028	15,326			15.0	0	5296.0		12,465	
	3:00		550	24					1,068	16,394			12.0	0	5308.0		12,453	
	4:00		550	24					1,045	17,439			17.0	0	5325.0		12,436	
	5:00		550	24					1,048	18,487			15.0	0	5340.0		12,421	
	6:00		525	24					1,051	19,538			15.0	0	5355.0		12,406	
	7:00		550	24					1,041	20,579			12.0	0	5367.0		12,394	
	8:00		550	24					1,065	21,644			12.0	0	5379.0		12,382	
	9:00		550	24					1,003	22,647			15.0	0	5394.0		12,367	
	10:00		550	24					1,001	23,648			12.0	0	5406.0		12,355	
	11:00		525	24					969	24,617			10.0	0	5416.0		12,345	
	12:00		525	24					1,032	25,649			12.0	0	5428.0		12,333	
	13:00		525	24					1,114	26,763			10.0	0	5438.0		12,323	
	14:00		525	24					1,107	27,870			10.0	0	5448.0		12,313	
	15:00		525	24					1,031	28,901			10.0	0	5458.0		12,303	
	16:00		525	24					1,029	29,930			8.0	0	5466.0		12,295	

Flowback by
Supervisor
Operators
Location Phn#

Cardinal Flow Testing
Alan Tayrien
Troy Smith
979-218-6488

Well Name
Operator
Representative

WGV 22-23-697
Williams Production
Keith Hoffland

									Totals From Below: 289,469						0 13,368.4		6,599	
Date	Time	Wellhead Data			Separator				Gas Production		Fluid Production			Cumulative Prod		Frac Water		
MM/DD/YYYY	hh/mm	Tubing Press Psig	Casing Press Psig	Choke Size Ins.	Static Press. Psig	Diff. INS. H2O	Temp °F	Gas %	Approx. Flowrate MMCF/D	Cum. Volume MMCF	Cond. Prod. BO	Tank Gauge In H2O	Water Prod. BW	Cond. Prod. BO	Water Prod. BW	Pumped (1) BW	Yet To Recover BW	
	17:00		525	24					1,006	30,936			12.0	0	5478.0		12,283	
	18:00		525	24					1,059	31,995			8.0	0	5486.0		12,275	
	19:00		550	24					1,111	33,106			10.0	0	5496.0		12,265	
	20:00		475	24					1,043	34,149			10.0	0	5506.0		12,255	
	21:00		525	24					1,014	35,163			8.0	0	5514.0		12,247	
	22:00		550	24					1,295	36,458			8.0	0	5522.0		12,239	
	23:00		450	24					941	37,399			8.0	0	5530.0		12,231	
10/26/07	0:00		550	24					998	38,397			10.0	0	5540.0		12,221	
	1:00		550	24					979	39,376			8.0	0	5548.0		12,213	
	2:00		525	24					1,197	40,573			8.0	0	5556.0		12,205	
	3:00		525	24					1,256	41,829			8.0	0	5564.0		12,197	
	4:00		475	24					897	42,726			10.0	0	5574.0		12,187	
	5:00		500	24					852	43,578			8.0	0	5582.0		12,179	
	6:00		500	24					1,003	44,581			8.0	0	5590.0		12,171	
	7:00									44,581			0.0	0	5590.0		12,171	
	8:00									44,581			0.0	0	5590.0		12,171	
	9:00									44,581			0.0	0	5590.0		12,171	
	10:00									44,581			0.0	0	5590.0		12,171	
	11:00									44,581			0.0	0	5590.0		12,171	
	12:00									44,581			0.0	0	5590.0		12,171	
	13:00									44,581			0.0	0	5590.0		12,171	
	14:00									44,581			0.0	0	5590.0		12,171	
	15:00									44,581			0.0	0	5590.0		12,171	
	16:00		500	32						44,581			0.0	0	5590.0		12,171	
	17:00		450	32						44,581			30.0	0	5620.0		12,141	
	18:00		400	32						44,581			30.0	0	5650.0		12,111	
	19:00		375	32						44,581			35.0	0	5685.0		12,076	
	20:00		400	24						44,581			30.0	0	5715.0		12,046	
	21:00		425	24						44,581			25.0	0	5740.0		12,021	
	22:00		425	24						44,581			25.0	0	5765.0		11,996	
	23:00		425	24						44,581			25.0	0	5790.0		11,971	
	0:00		425	24						44,581			20.0	0	5810.0		11,951	
	1:00		425	24						44,581			20.0	0	5830.0		11,931	
	2:00		425	24						44,581			20.0	0	5850.0		11,911	
	3:00		425	24						44,581			25.0	0	5875.0		11,886	
	4:00		450	24						44,581			20.0	0	5895.0		11,866	
	5:00		425	24						44,581			25.0	0	5920.0		11,841	
	6:00		400	24						44,581			25.0	0	5945.0		11,816	
	7:00		350	24						44,581			20.0	0	5965.0		11,796	
	8:00		375	24					709	45,290			15.0	0	5980.0		11,781	
	9:00		425	24					903	46,193			10.0	0	5990.0		11,771	
	10:00		400	24					833	47,026			10.0	0	6000.0		11,761	
	11:00		400	24					846	47,872			13.0	0	6013.0		11,748	
	12:00		400	24					819	48,691			13.0	0	6026.0		11,735	
	13:00		400	24					793	49,484			10.0	0	6036.0		11,725	
	14:00		400	24					806	50,290			13.0	0	6049.0		11,712	
	15:00		400	24					816	51,106			15.0	0	6064.0		11,697	
	16:00		400	24					851	51,957			10.0	0	6074.0		11,687	
	17:00		400	24					783	52,740			13.0	0	6087.0		11,674	
	18:00		400	24					844	53,584			10.0	0	6097.0		11,664	

Flowback by
Supervisor
Operators
Location Phn#

Cardinal Flow Testing
Alan Tayrien
Troy Smith
979-218-6488

Well Name
Operator
Representative

WGV 22-23-697
Williams Production
Keith Hoffland

									Totals From Below: 289,469						0 13,368.4		6,599	
Date	Time	Wellhead Data			Separator				Gas Production		Fluid Production			Cumulative Prod		Frac Water		
MM/DD/YYYY	hh/mm	Tubing Press Psig	Casing Press Psig	Choke Size Ins.	Static Press. Psig	Diff. INS. H2O	Temp °F	Gas %	Approx. Flowrate MMCF/D	Cum. Volume MMCF	Cond. Prod. BO	Tank Gauge In H2O	Water Prod. BW	Cond. Prod. BO	Water Prod. BW	Pumped (1) BW	Yet To Recover BW	
	19:00		400	24					937	54,521			8.0	0	6105.0		11,656	
	20:00		400	24					803	55,324			10.0	0	6115.0		11,646	
	21:00		400	24					790	56,114			13.0	0	6128.0		11,633	
	22:00		400	24					784	56,898			10.0	0	6138.0		11,623	
	23:00		400	24					793	57,691			10.0	0	6148.0		11,613	
10/28/07	0:00		400	24					765	58,456			13.0	0	6161.0		11,600	
	1:00		400	24					743	59,199			10.0	0	6171.0		11,590	
	2:00		400	24					759	59,958			10.0	0	6181.0		11,580	
	3:00		400	24					741	60,699			13.0	0	6194.0		11,567	
	4:00		400	24					765	61,464			10.0	0	6204.0		11,557	
	5:00		400	24					757	62,221			8.0	0	6212.0		11,549	
	6:00		400	24					740	62,961			10.0	0	6222.0		11,539	
	7:00		400	24					757	63,718			10.0	0	6232.0		11,529	
	8:00		400	24					741	64,459			10.0	0	6242.0		11,519	
	9:00		400	24					765	65,224			7.0	0	6249.0		11,512	
	10:00		400	24					763	65,987			7.0	0	6256.0		11,505	
	11:00		400	24					723	66,710			10.0	0	6266.0		11,495	
	12:00		400	24					719	67,429			8.0	0	6274.0		11,487	
	13:00		400	24					742	68,171			8.0	0	6282.0		11,479	
	14:00		400	24					733	68,904			10.0	0	6292.0		11,469	
	15:00		400	24					728	69,632			8.0	0	6300.0		11,461	
	16:00		400	24					761	70,393			8.0	0	6308.0		11,453	
	17:00		400	24					715	71,108			7.0	0	6315.0		11,446	
	18:00		400	24					697	71,805			10.0	0	6325.0		11,436	
	19:00		400	24					718	72,523			7.0	0	6332.0		11,429	
	20:00		400	24					699	73,222			7.0	0	6339.0		11,422	
	21:00		400	24					681	73,903			10.0	0	6349.0		11,412	
	22:00		400	24					730	74,633			8.0	0	6357.0		11,404	
	23:00		400	24					727	75,360			8.0	0	6365.0		11,396	
10/29/07	0:00		400	24					710	76,070			10.0	0	6375.0		11,386	
	1:00		400	24					731	76,801			10.0	0	6385.0		11,376	
	2:00		400	24					692	77,493			8.0	0	6393.0		11,368	
	3:00		400	24					720	78,213			8.0	0	6401.0		11,360	
	4:00		400	24					711	78,924			8.0	0	6409.0		11,352	
	5:00		400	24					698	79,622			7.0	0	6416.0		11,345	
	6:00		400	24					702	80,324			8.0	0	6424.0		11,337	
	7:00		400	24					663	80,987			10.0	0	6434.0		11,327	
	8:00									80,987			0.0	0	6434.0		11,327	
	9:00									80,987			0.0	0	6434.0		11,327	
	10:00									80,987			0.0	0	6434.0		11,327	
	11:00									80,987			0.0	0	6434.0		11,327	
	12:00									80,987			0.0	0	6434.0		11,327	
	13:00									80,987			0.0	0	6434.0		11,327	
	14:00									80,987			0.0	0	6434.0		11,327	
	15:00									80,987			0.0	0	6434.0		11,327	
	16:00									80,987			0.0	0	6434.0		11,327	
	17:00		700	32						80,987			60.0	0	6494.0		11,267	
	18:00		650	32						80,987			60.0	0	6554.0		11,207	
	19:00		750	32						80,987			70.0	0	6624.0		11,137	
	20:00		775	24						80,987			55.0	0	6679.0		11,082	

Flowback by
Supervisor
Operators
Location Phn#

Cardinal Flow Testing
Alan Tayrien
Troy Smith
979-218-6488

Well Name
Operator
Representative

WGV 22-23-697
Williams Production
Keith Hoffland

									Totals From Below: 289,469						0 13,368.4		6,599	
Date	Time	Wellhead Data			Separator				Gas Production		Fluid Production			Cumulative Prod		Frac Water		
MM/DD/YYYY	hh/mm	Tubing Press Psig	Casing Press Psig	Choke Size Ins.	Static Press. Psig	Diff. INS. H2O	Temp °F	Gas %	Approx. Flowrate MMCF/D	Cum. Volume MMCF	Cond. Prod. BO	Tank Gauge In H2O	Water Prod. BW	Cond. Prod. BO	Water Prod. BW	Pumped (1) BW	Yet To Recover BW	
	21:00		775	24						80,987			60.0	0	6739.0		11,022	
	22:00		800	24						80,987			50.0	0	6789.0		10,972	
	23:00		800	24					628	81,615			45.0	0	6834.0		10,927	
10/30/07	0:00		800	24					619	82,234			40.0	0	6874.0		10,887	
	1:00		825	24					751	82,985			47.0	0	6921.0		10,840	
	2:00		825	24					795	83,780			43.0	0	6964.0		10,797	
	3:00		850	24					813	84,593			40.0	0	7004.0		10,757	
	4:00		900	24					900	85,493			47.0	0	7051.0		10,710	
	5:00		900	24					1,015	86,508			50.0	0	7101.0		10,660	
	6:00		900	24					994	87,502			45.0	0	7146.0		10,615	
	7:00									87,502			0.0	0	7146.0		10,615	
	8:00									87,502			0.0	0	7146.0		10,615	
	9:00									87,502			0.0	0	7146.0		10,615	
	10:00									87,502			0.0	0	7146.0		10,615	
	11:00									87,502			0.0	0	7146.0		10,615	
	12:00									87,502			0.0	0	7146.0		10,615	
	13:00		900	32						87,502			0.0	0	7146.0		10,615	
	14:00		900	32						87,502		70.0	316.4	0	7462.4		10,299	
	15:00		950	32						87,502		75.0	339.0	0	7801.4		9,960	
	16:00		950	32						87,502		75.0	339.0	0	8140.4		9,621	
	17:00		950	24						87,502		60.0	271.2	0	8411.6		9,349	
	18:00		950	24					737	88,239		50.0	226.0	0	8637.6		9,123	
	19:00		950	24					896	89,135		50.0	226.0	0	8863.6		8,897	
	20:00		950	24					851	89,986		50.0	226.0	0	9089.6		8,671	
	21:00		1,000	24					1,013	90,999		45.0	203.4	0	9293.0		8,468	
	22:00		1,000	24					1,211	92,210		40.0	180.8	0	9473.8		8,287	
	23:00		1,000	24					1,340	93,550		45.0	203.4	0	9677.2		8,084	
10/31/07	0:00		1,000	24					1,365	94,915		40.0	180.8	0	9858.0		7,903	
	1:00		1,000	24					1,322	96,237		40.0	180.8	0	10038.8		7,722	
	2:00		1,000	24					1,332	97,569		40.0	180.8	0	10219.6		7,541	
	3:00		1,000	24					1,408	98,977		38.0	171.8	0	10391.4		7,370	
	4:00		1,000	24					1,379	100,356		45.0	203.4	0	10594.8		7,166	
	5:00		1,000	24					1,412	101,768		40.0	180.8	0	10775.6		6,985	
	6:00		1,000	24					1,432	103,200		40.0	180.8	0	10956.4		6,805	
	7:00		1,000	24						103,200			0.0	0	10956.4		6,805	
	8:00			32						103,200			0.0	0	10956.4		6,805	
	9:00			32						103,200			0.0	0	10956.4		6,805	
	10:00			32						103,200			0.0	0	10956.4		6,805	
	11:00			32						103,200			0.0	0	10956.4		6,805	
	12:00			32						103,200			0.0	0	10956.4		6,805	
	13:00	0	1,350	32						103,200			0.0	0	10956.4		6,805	
	14:00	0	1,500	32						103,200			0.0	0	10956.4		6,805	
	15:00	0	1,600	32						103,200			0.0	0	10956.4		6,805	
	16:00	1,050	1,700	24						103,200			70.0	0	11026.4		6,735	
	17:00	1,050	1,750	24					1,454	104,654			50.0	0	11076.4		6,685	
	18:00	1,050	1,750	24					1,450	106,104			40.0	0	11116.4		6,645	
	19:00	1,050	1,800	24					1,439	107,543			40.0	0	11156.4		6,605	
	20:00	1,050	1,800	24					1,502	109,045			37.0	0	11193.4		6,568	
	21:00	1,050	1,800	24					1,439	110,484			35.0	0	11228.4		6,533	
	22:00	1,050	1,800	24					1,501	111,985			35.0	0	11263.4		6,498	

Flowback by
Supervisor
Operators
Location Phn#

Cardinal Flow Testing
Alan Tayrien
Troy Smith
979-218-6488

Well Name
Operator
Representative

WGV 22-23-697
Williams Production
Keith Hoffland

					Totals From Below: 289,469							0 13,368.4		6,599			
Date	Time	Wellhead Data			Separator				Gas Production		Fluid Production			Cumulative Prod		Frac Water	
MM/DD/YYYY	hh/mm	Tubing Press Psig	Casing Press Psig	Choke Size Ins.	Static Press. Psig	Diff. INS. H2O	Temp °F	Gas %	Approx. Flowrate MMCF/D	Cum. Volume MMCF	Cond. Prod. BO	Tank Gauge In H2O	Water Prod. BW	Cond. Prod. BO	Water Prod. BW	Pumped (1) BW	Yet To Recover BW
	23:00	1,050	1,825	24					1,409	113,394			33.0	0	11296.4		6,465
11/01/07	0:00	1,050	1,825	24					1,450	114,844			37.0	0	11333.4		6,428
	1:00	1,050	1,825	24					1,463	116,307			35.0	0	11368.4		6,393
	2:00	1,050	1,825	24					1,417	117,724			35.0	0	11403.4		6,358
	3:00	1,050	1,825	24					1,542	119,266			32.0	0	11435.4		6,326
	4:00	1,025	1,825	24					1,529	120,795			35.0	0	11470.4		6,291
	5:00	1,025	1,825	24					1,544	122,339			30.0	0	11500.4		6,261
	6:00	1,025	1,825	24					1,627	123,966			35.0	0	11535.4		6,226
	7:00	1,075	1,800	24					1,595	125,561			30.0	0	11565.4		6,196
	8:00	1,075	1,800	24					1,696	127,257			30.0	0	11595.4		6,166
	9:00	1,075	1,800	24					1,712	128,969			27.0	0	11622.4		6,139
	10:00	1,050	1,800	24					1,730	130,699			30.0	0	11652.4		6,109
	11:00	1,050	1,800	24					1,760	132,459			25.0	0	11677.4		6,084
	12:00	1,050	1,800	24					1,764	134,223			25.0	0	11702.4		6,059
	13:00	1,050	1,800	24					1,772	135,995			27.0	0	11729.4		6,032
	14:00	1,050	1,800	24					1,875	137,870			27.0	0	11756.4		6,005
	15:00	1,050	1,800	24					1,844	139,714			23.0	0	11779.4		5,982
	16:00	1,025	1,800	24					1,893	141,607			27.0	0	11806.4		5,955
	17:00	1,025	1,775	24					1,990	143,597			30.0	0	11836.4		5,925
	18:00	1,025	1,775	24					2,047	145,644			25.0	0	11861.4		5,900
	19:00	1,025	1,775	24					1,950	147,594			25.0	0	11886.4		5,875
	20:00	1,025	1,775	24					1,920	149,514			25.0	0	11911.4		5,850
	21:00	1,025	1,775	24					1,894	151,408			23.0	0	11934.4		5,827
	22:00	1,025	1,750	24					1,890	153,298			20.0	0	11954.4		5,807
	23:00	1,025	1,750	24					1,845	155,143			25.0	0	11979.4		5,782
11/02/07	0:00	1,025	1,725	24					1,948	157,091			25.0	0	12004.4		5,757
	1:00	1,000	1,725	24					1,973	159,064			23.0	0	12027.4		5,734
	2:00	1,000	1,725	24					2,034	161,098			20.0	0	12047.4		5,714
	3:00	1,000	1,725	24					2,062	163,160			25.0	0	12072.4		5,689
	4:00	1,000	1,700	24					1,956	165,116			25.0	0	12097.4		5,664
	5:00	1,000	1,700	24					1,994	167,110			25.0	0	12122.4		5,639
	6:00	1,000	1,700	24					1,955	169,065			27.0	0	12149.4		5,612
	7:00	1,000	1,700	24					1,980	171,045			23.0	0	12172.4		5,589
	8:00	1,000	1,700	24					2,062	173,107			23.0	0	12195.4		5,566
	9:00	1,000	1,700	24					2,137	175,244			25.0	0	12220.4		5,541
	10:00	1,000	1,700	24					2,100	177,344			23.0	0	12243.4		5,518
	11:00	1,000	1,700	24					2,112	179,456			23.0	0	12266.4		5,495
	12:00	1,000	1,700	24					2,098	181,554			25.0	0	12291.4		5,470
	13:00	1,000	1,650	24					2,070	183,624			25.0	0	12316.4		5,445
	14:00	1,000	1,650	24					2,055	185,679			20.0	0	12336.4		5,425
	15:00	1,000	1,650	24					2,047	187,726			25.0	0	12361.4		5,400
	16:00	1,000	1,650	24					2,061	189,787			23.0	0	12384.4		5,377
	17:00	1,000	1,650	24					2,082	191,869			23.0	0	12407.4		5,354
	18:00	1,000	1,625	24					2,059	193,928			25.0	0	12432.4		5,329
	19:00	1,025	1,625	24					2,095	196,023			20.0	0	12452.4		5,309
	20:00	1,025	1,625	24					2,067	198,090			20.0	0	12472.4		5,289
	21:00	1,025	1,625	24					2,084	200,174			25.0	0	12497.4		5,264
	22:00	1,025	1,600	24					2,038	202,212			22.0	0	12519.4		5,242
	23:00	1,025	1,600	24					2,089	204,301			20.0	0	12539.4		5,222
11/03/07	0:00	1,025	1,600	24					2,097	206,398			25.0	0	12564.4		5,197

Flowback by
Supervisor
Operators
Location Phn#

Cardinal Flow Testing
Alan Tayrien
Troy Smith
979-218-6488

Well Name
Operator
Representative

WGV 22-23-697
Williams Production
Keith Hoffland

									Totals From Below: 289,469						0	13,368.4	6,599
Date	Time	Wellhead Data			Separator				Gas Production		Fluid Production			Cumulative Prod		Frac Water	
MM/DD/YYYY	hh/mm	Tubing Press Psig	Casing Press Psig	Choke Size Ins.	Static Press. Psig	Diff. INS. H2O	Temp °F	Gas %	Approx. Flowrate MMCF/D	Cum. Volume MMCF	Cond. Prod. BO	Tank Gauge In H2O	Water Prod. BW	Cond. Prod. BO	Water Prod. BW	Pumped (1) BW	Yet To Recover BW
	1:00	1,025	1,600	24					2,041	208,439			20.0	0	12584.4		5,177
	2:00	1,025	1,575	24					2,184	210,623			25.0	0	12609.4		5,152
	3:00	1,025	1,600	24					2,109	212,732			25.0	0	12634.4		5,127
	4:00	1,000	1,575	24					2,127	214,859			23.0	0	12657.4		5,104
	5:00	1,000	1,575	24					2,096	216,955			20.0	0	12677.4		5,084
	6:00	1,000	1,575	24					2,055	219,010			20.0	0	12697.4		5,064
	7:00	1,000	1,575	24					2,080	221,090			20.0	0	12717.4		5,044
	8:00	1,000	1,575	24					2,124	223,214			17.0	0	12734.4		5,027
	9:00	1,000	1,575	24					2,038	225,252			20.0	0	12754.4		5,007
	10:00	1,000	1,575	24					2,041	227,293			23.0	0	12777.4		4,984
	11:00	1,000	1,575	24					2,096	229,389			17.0	0	12794.4		4,967
	12:00	1,000	1,575	24					2,031	231,420			20.0	0	12814.4		4,947
	13:00	1,000	1,550	24					2,075	233,495			23.0	0	12837.4		4,924
	14:00	1,000	1,550	24					2,087	235,582			23.0	0	12860.4		4,901
	15:00	1,000	1,550	24					2,060	237,642			20.0	0	12880.4		4,881
	16:00	975	1,525	24					2,071	239,713			17.0	0	12897.4		4,864
	17:00	975	1,525	24					2,007	241,720			20.0	0	12917.4		4,844
	18:00	975	1,525	24					2,069	243,789			20.0	0	12937.4		4,824
	19:00	975	1,525	24					2,051	245,840			25.0	0	12962.4		4,799
	20:00	975	1,525	24					2,089	247,929			23.0	0	12985.4		4,776
	21:00	975	1,525	24					2,098	250,027			23.0	0	13008.4		4,753
	22:00	975	1,500	24					2,125	252,152			17.0	0	13025.4		4,736
	23:00	975	1,500	24					2,117	254,269			20.0	0	13045.4		4,716
11/04/07	0:00	975	1,500	24					2,142	256,411			23.0	0	13068.4		4,693
	1:00	975	1,475	24					2,103	258,514			20.0	0	13088.4		4,673
	2:00	975	1,475	24					2,127	260,641			20.0	0	13108.4		4,653
	3:00	950	1,475	24					2,052	262,693			23.0	0	13131.4		4,630
	4:00	950	1,475	24					2,093	264,786			20.0	0	13151.4		4,610
	5:00	950	1,475	24					2,041	266,827			17.0	0	13168.4		4,593
	6:00	950	1,450	24					2,057	268,884			17.0	0	13185.4		4,576
	7:00	950	1,450	24					2,013	270,897			17.0	0	13202.4		4,559
	8:00	950	1,450	24					2,047	272,944			17.0	0	13219.4		4,542
	9:00	950	1,450	24					2,042	274,986			20.0	0	13239.4		4,522
	10:00	950	1,450	24					2,101	277,087			20.0	0	13259.4		4,502
	11:00	950	1,450	24					2,063	279,150			17.0	0	13276.4		4,485
	12:00	950	1,450	24					2,111	281,261			20.0	0	13296.4		4,465
	13:00	950	1,450	24					2,017	283,278			20.0	0	13316.4		4,445
	14:00	950	1,450	24					2,061	285,339			20.0	0	13336.4		4,425
	15:00	950	1,450	24					2,044	287,383			17.0	0	13353.4		4,408
	16:00	950	1,450	24					2,086	289,469			15.0	0	13368.4		4,393
	17:00	950	1,450	24					2,108	291,577			17.0	0	13385.4		4,376
	18:00	925	1,450	24					2,078	293,655			20.0	0	13405.4		4,356
	19:00	925	1,425	24					2,109	295,764			15.0	0	13420.4		4,341
	20:00	925	1,425	24					2,062	297,826			17.0	0	13437.4		4,324
	21:00	925	1,425	24					2,031	299,857			20.0	0	13457.4		4,304
	22:00	925	1,425	24					2,047	301,904			17.0	0	13474.4		4,287
	23:00	925	1,425	24					2,064	303,968			20.0	0	13494.4		4,267